

# Using Your ClassVR Headset



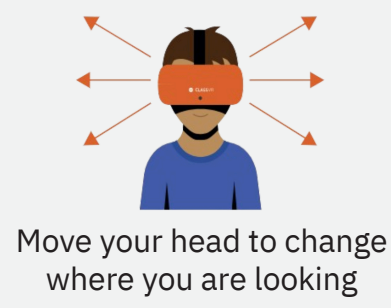


## Headset



- Velcro head straps**
  - Adjust to look straight into the viewer
  - You can push them up and just hold the headset
- Port**
  - plug in hand controller (if using)
  - plug in charger when putting headset away
- Camera**
  - for viewing 3-D models
  - hold AR cube in front and rotate cube, don't block cube from camera
- Back/ Exit**
  - press once to select track or play and pause video
  - press and hold to walk or zoom in
  - press and hold while moving your head to move movable objects
- Select**
- Android Menu**
  - "Force Stop" for manual mode in case of freeze



## Movement



## When Not in Use



Do not cover the sensor inside the headset



## Troubleshooting

- If your headset does not move to the next experience with the class, hit the back button and select the correct experience from the home page
- If your headset goes black and freezes, use the android menu to "Force Stop" then select the correct experience from the home page
- If your headset says "ClassVR has stopped", select quit and select the correct experience from the home page