



Board of Education Report

File #: Rep-464-15/16, **Version:** 1

Amendment to the Facilities Services Division Strategic Execution Plan to Define and Approve Phase II Replacement of Deteriorated Playground Matting Systems and Damaged or Obsolete Playground Structures

June 21, 2016

Facilities Services Division

Action Proposed:

Staff proposes that the Board of Education approve an amendment to the Facilities Services Division (FSD) Strategic Execution Plan (SEP) to define and approve Phase II of a program to replace deteriorated playground matting systems and damaged or obsolete playground structures. Phase II consists of 298 school sites listed on Attachment A. The total combined budget is \$31,321,828. Work is anticipated to begin in the first quarter of 2016 and conclude by the fourth quarter of 2020.

Background:

On January 14, 2014, the Board of Education approved the establishment of the School Upgrade Program (SUP), the next phase of the District's Bond Program which will modernize, build and repair school facilities to improve student health, safety and educational quality. The Board's action approved the overarching goals and principles, funding sources, specific categories of need, and spending targets for the SUP.

The SUP includes a spending target to address "Critical School Repair and Safety Improvements to School Building Components." Projects developed under these categories of need are included in the Facilities Services Division Strategic Execution Plan.

The proposed program addresses critical school repair needs which are necessary to improve student health, safety and educational quality.

Phase I of the playground matting and structure replacement program was approved by the Board of Education on January 14, 2014 (Board Report No.191-13/14). The work for Phase I, which consisted of projects at 107 schools, has been completed. Staff has identified additional projects at 298 schools for Phase II of the program which would replace 534 playground matting systems and 39 playground structures.

Playground surfacing is one of the most critical factors in reducing the severity of injuries as a result of falls. The existing playground matting systems at the 298 sites are severely damaged or deteriorated beyond economical repair and pose a potential safety hazard. The playground structures are significantly deteriorated or were constructed with steel pipe which is now inadequate and requires replacement. Many structures are currently not in use due to safety concerns. The new matting systems and playground structures will improve safety at the 298 school sites and provide usable playground space for the students.

Expected Outcomes:

Staff anticipates that the Board of Education will approve the proposed program to address critical school repair needs that will improve student health, safety and educational quality.

Board Options and Consequences:

A “yes” vote will authorize staff to proceed with the expenditure of bond funds to undertake the 298 proposed projects in accordance with the provisions set forth in Measures K, R, Y and Q. If the proposed action is not approved, bond funds will not be expended and critical school repair needs will remain unaddressed.

Policy Implications:

This action is consistent with the District’s commitment to address unmet school facilities needs and provide students with a safe and healthy learning environment.

Budget Impact:

If this item is approved, \$31,321,828 in bond program funds earmarked specifically for critical school repair and safety improvements to school building components will be allocated to replace deteriorated playground matting systems and damaged or obsolete playground structures at 298 schools.

Bond Oversight Committee Recommendations:

This item was considered by the School Construction Bond Citizens’ Oversight Committee (BOC) at its meeting of May 26, 2016. Staff has concluded that this proposed FSD SEP amendment will facilitate implementation of the FSD SEP, and therefore, it will not adversely affect the District’s ability to successfully complete the FSD SEP.

Attachments:

Attachment A- List of 298 School Sites for Phase II of Playground Matting and Structure Replacement Program
BOC Resolution

Informatives:

None.

RESPECTFULLY SUBMITTED,

APPROVED BY:



MICHELLE KING
Superintendent



MARK HOVATTER
Chief Facilities Executive
Facilities Services Division

REVIEWED BY:

PRESENTED BY:



DAVID HOLMQUIST
General Counsel


ROGER FINSTAD
Director of Maintenance of Operations
Facilities Services Division

 Approved as to form.

REVIEWED BY:


CHERYL SIMPSON
Director, Budget Services and Financial Planning

 Approved as to budget impact statement.

#	Cost Center	BD	LD	M&O area	SEP Org Name	Yard Description	# of Matings	Sq Ft	# of Structures
1	1730101	1	C	C1	24th St. ES	Main Yard	2	3,062	
2	1378101	1	W	C1	54th St. ES	Main Yard & K-Yard	3	4,906	
3	1379501	1	W	C1	59th St. ES	Main Yard	1	2,100	
4	1664401	1	W	C1	74th St. ES	Main Yard	2	3,505	
5	1208201	1	W	C1	Alta Loma ES	Main Yard	2	3,050	
6	1212301	1	W	C1	Angeles Mesa ES	Main Yard & K-Yard	2	3,576	
7	1219201	1	W	C1	Arlington Heights ES	Main Yard	3	5,262	
8	1227401	1	W	C1	Baldwin Hills ES	Main Yard & K-Yard	4	5,560	
9	1247901	4	W	C1	Braddock ES	Main Yard & K-Yard	2	2,750	
10	1712301	1	W	C1	Bradley Global Awareness Magnet	Main Yard	1	2,060	
11	1250701	4	W	C1	Brentwood Science Magnet	Main Yard & K-Yard	2	5,770	
12	1894701	4	W	C1	Bright Star Secondary Charter Academy	K-Yard	1	1,408	1
13	1253401	4	W	C1	Broadway ES	Main Yard	2	3,050	
14	1274001	1	W	C1	Canfield ES	Main Yard & K-Yard	5	4,319	
15	1279501	4	W	C1	Canyon Charter ES	Main Yard & K-Yard	2	3,425	
16	1300201	1	W	C1	Charnock ES	Main Yard	1	1,470	
17	1306801	1	W	C1	Cienega ES	Main Yard & K-Yard	2	2,660	
18	1312301	1	W	C1	Clover ES	Main Yard & K-Yard	3	4,915	
19	1634201	4	W	C1	Coeur d'Alene ES	Main Yard & K-Yard	2	2,604	
20	1317801	1	W	C1	Coliseum ES	Main Yard	2	2,745	
21	1326001	4	W	C1	Cowan ES	Main Yard	3	2,648	
22	1372601	4	W	C1	Fairburn ES	Main Yard	1	1,210	
23	1424701	4	W	C1	Grand View ES	Main Yard & K-Yard	5	8,252	
24	1452801	1	W	C1	Hillcrest ES	Main Yard & K-Yard	3	5,780	
25	1454801	2	C	C1	Hobart ES	Main Yard	1	880	
26	1469901	4	W	C1	Kenter Canyon Charter ES	Main Yard	4	8,091	
27	1471201	4	W	C1	Kentwood ES	Main Yard & K-Yard	2	1,860	
28	1498201	2	C	C1	Los Angeles ES	Main Yard	1	1,110	
29	1501401	4	W	C1	Loyola Village ES	Main Yard	2	4,121	
30	1519201	4	W	C1	Mar Vista ES	Main Yard & K-Yard	2	2,385	
31	1953301	4	W	C1	Marina EEC	Main Yard	2	2,460	
32	1194901	1	W	C1	Marlton Special Education School	Main Yard	3	1,163	
33	1516401	4	W	C1	Marquez Charter ES	Main Yard	3	3,575	
34	1195201	4	W	C1	McBride Special Education Center	Main Yard	1	1,320	
35	1350001	1	W	C1	Mid-City's Prescott School of Enriched Sciences	Main Yard	1	2,310	
36	1588901	4	W	C1	Open Magnet Charter ES	Main Yard & K-Yard	2	3,800	
37	1590401	1	W	C1	Overland ES	Main Yard & K-Yard	2	1,643	
38	1595901	4	W	C1	Palisades Charter ES	Main Yard & K-Yard	2	2,870	
39	1598601	1	W	C1	Palms ES	Main Yard	1	865	
40	1605201	4	W	C1	Paseo del Rey Natural Science Magnet	K-Yard	1	2,350	
41	1498001	1	W	C1	Pio Pico MS	Main Yard	1	3,290	
42	1616401	1	W	C1	Queen Anne ES	Main Yard	2	3,022	
43	1835601	4	W	C1	Revere Charter MS	Main Yard	3	6,050	1
44	1626001	4	W	C1	Richland ES	Main Yard & K-Yard	4	4,024	
45	1636301	4	W	C1	Roscomare ES	Main Yard	2	4,887	
46	1667101	1	W	C1	Shenandoah ES	Main Yard	2	1,295	
47	1674001	4	W	C1	Short ES	Main Yard	1	1,834	
48	1693201	4	W	C1	Sterry ES	Main Yard	2	2,290	
49	1695201	4	W	C1	Stoner ES	Main Yard & K-Yard	3	5,395	
50	1719801	4	W	C1	Topanga Charter ES	Main Yard & K-Yard	4	5,055	
51	1890701	4	W	C1	Venice HS	Main Yard	1	900	
52	1757501	1	W	C1	Virginia ES	Main Yard	2	2,687	
53	1761601	4	W	C1	Warner ES	Main Yard & K-Yard	2	3,275	
54	1848101	4	W	C1	Webster MS	Main Yard	2	1,800	
55	1767101	1	W	C1	Western ES	Main Yard	2	3,680	
56	1769901	4	W	C1	Westminster ES	Main Yard	1	1,462	
57	1779501	1	W	C1	Wilshire Crest ES	Main Yard	1	2,209	
58	1782201	1	W	C1	Windsor Hills Math/Science/Aerospace Magnet	K-Yard	1	810	
59	1465801	1	W	C1	YES Academy at Hyde Park ES	K-Yard	1	990	
60	1397301	2	E	C2	4th St. ES	Main Yard	1	2,499	
61	1397401	2	E	C2	4th St. PC	Main Yard	2	2,640	
62	1201401	2	E	C2	Albion ES	Main Yard	1	1,364	
63	1202701	5	C	C2	Aldama ES	Main Yard	1	1,881	
64	1206801	5	C	C2	Allesandro ES	Main Yard	3	4,038	
65	1642601	2	E	C2	Amanecer PC	Main Yard	1	2,584	
66	1215101	5	C	C2	Annandale ES	Main Yard	2	1,108	
67	1435601	2	E	C2	Anton ES	Main Yard	2	1,824	
68	1217801	5	C	C2	Aragon ES	Main Yard	1	1,020	
69	1764001	2	E	C2	Chavez ES	K-Yard	1	930	
70	1309601	5	E	C2	City Terrace ES	Main Yard	1	1,485	
71	1332901	5	C	C2	Dahlia Heights ES	Main Yard & K-Yard	2	2,848	
72	1335601	5	C	C2	Dayton Heights ES	Main Yard	1	621	

#	Cost Center	BD	LD	M&O area	SEP Org Name	Yard Description	# of Matings	Sq Ft	# of Structures
73	1331501	2	E	C2	Dena ES	K-Yard	1	1,120	
74	1347901	5	C	C2	Dorris ES	Main Yard & K-Yard	2	3,405	
75	1350701	5	C	C2	Eagle Rock ES	Main Yard	2	2,800	
76	1352101	2	E	C2	Eastman ES	Main Yard & K-Yard	2	1,960	
77	1356201	5	E	C2	El Sereno ES	Main Yard	2	3,192	
78	1367101	2	E	C2	Euclid ES	Main Yard	2	2,607	
79	1374001	2	E	C2	Farmdale ES	Main Yard	2	2,001	
80	1391801	5	E	C2	Ford ES	Main Yard	1	868	
81	1398601	5	C	C2	Franklin ES	Main Yard	2	1,950	
82	1864301	5	C	C2	Franklin HS	Main Yard	1	300	
83	1408201	5	C	C2	Garvanza ES	Main Yard	2	2,692	
84	1342601	2	E	C2	Garza PC	Main Yard	1	1,209	
85	1409601	2	E	C2	Gates ES	Main Yard	2	2,026	1
86	1413701	2	E	C2	Glen Alta ES	K-Yard	1	990	
87	1416401	5	C	C2	Glenfeliz ES	Main Yard	2	3,000	
88	1627401	2	E	C2	Hamasaki ES	Main Yard	3	2,992	
89	1453401	2	E	C2	Hillside ES	Main Yard	2	2,310	
90	1461601	2	E	C2	Humphreys ES	Main Yard	2	2,020	
91	1463001	2	E	C2	Huntington ES	Main Yard	3	3,673	
92	1467101	5	C	C2	Ivanhoe ES	Main Yard	1	946	
93	1469601	5	E	C2	Kennedy ES	Main Yard	1	2,170	
94	1517001	5	C	C2	Lexington PC	Main Yard	1	1,800	1
95	1489001	5	C	C2	Lockwood ES	Main Yard	3	2,509	
96	1495901	5	E	C2	Loreto ES	Main Yard	1	2,646	
97	1498601	5	C	C2	Los Feliz ES	Main Yard & K-Yard	2	2,606	
98	1513701	2	E	C2	Marianna ES	Main Yard	2	2,441	
99	1528801	5	C	C2	Micheltorena ES	Main Yard & K-Yard	2	2,118	
100	1541101	5	C	C2	Mount Washington ES	Main Yard	3	2,470	
101	1543801	2	E	C2	Murchison ES	Main Yard	2	1,191	
102	1195301	2	E	C2	Perez Special Education Center	Main Yard	3	2,916	1
103	1538501	5	C	C2	Riordan PC	Main Yard	2	2,319	
104	1632901	5	C	C2	Rockdale ES	Main Yard	2	4,606	
105	1649301	5	C	C2	San Pascual ES	K-Yard	1	820	
106	1668501	2	E	C2	Sheridan ES	Main Yard	1	520	
107	1675301	2	E	C2	Sierra Park ES	Main Yard	2	1,548	
108	1676701	5	E	C2	Sierra Vista ES	Main Yard	1	961	
109	1684901	2	E	C2	Soto ES	Main Yard	1	816	
110	1698801	2	E	C2	Sunrise ES	Main Yard	1	1,200	
111	1717801	5	C	C2	Toland Way ES	Main Yard	1	1,767	
112	1795901	5	C	C2	Yorkdale ES	K-Yard	1	572	
113	1708201	2	C	C3	10th St. ES	Main Yard	1	1,120	
114	1728801	2	C	C3	28th St. ES	Main Yard	2	2,872	
115	1225001	4	W	C3	Academy for Enriched Sciences Elementary Magnet	Main Yard	1	300	
116	1204101	2	C	C3	Alexandria ES	Main Yard	1	1,075	
117	1237901	5	C	C3	Bellevue PC	Main Yard	1	1,089	
118	1269901	2	C	C3	Cahuenga ES	Main Yard	2	3,704	
119	1284901	1	W	C3	Carthay Center ES	Main Yard	2	3,549	
120	1319201	2	C	C3	Commonwealth ES	Main Yard	1	1,950	
121	1238301	2	C	C3	Esperanza ES	Main Yard	2	1,502	
122	1406801	4	W	C3	Gardner ES	Main Yard	1	2,028	
123	1951901	4	W	C3	Grant EEC	Main Yard	1	396	
124	1439701	4	W	C3	Hancock Park ES	Main Yard	2	3,750	
125	1654901	4	W	C3	Hollywood PC	Main Yard	1	961	1
126	1952501	5	C	C3	Hooper EEC	Main Yard	2	3,010	
127	1457501	5	C	C3	Hooper ES	Main Yard	1	444	1
128	1458901	2	C	C3	Hoover ES	Main Yard	3	5,361	
129	1254401	2	C	C3	MacArthur Park ES for the Visual and Performing Arts	Main Yard	2	1,104	1
130	1505501	2	C	C3	Magnolia ES	Main Yard	2	2,472	
131	1506801	7	C	C3	Main ES	Main Yard	1	980	
132	1521901	4	W	C3	Melrose ES Math/Science/Technology Magnet	Main Yard	1	1,100	
133	1238401	2	C	C3	Politi ES	Main Yard	2	2,731	
134	1617801	5	W	C3	Ramona ES	Main Yard	1	768	1
135	1637001	2	C	C3	Rosemont ES	Main Yard	2	1,044	
136	1650701	2	C	C3	San Pedro ES	Main Yard	4	2,128	2
137	1956901	2	C	C3	Trinity EEC	Main Yard	2	4,452	
138	1735601	2	C	C3	Union ES	Main Yard	1	2,501	
139	1739701	4	W	C3	Valley View ES	Main Yard	2	2,202	
140	1742501	4	W	C3	Van Ness ES	Main Yard	4	7,906	
141	1957401	1	W	C3	Vine EEC	Main Yard	1	3,092	1
142	1758901	5	C	C3	Wadsworth ES	Main Yard	1	2,750	
143	1764901	4	W	C3	West Hollywood ES	Main Yard	2	1,770	
144	1211001	6	NW	N1	Anatola ES	Main Yard & K-Yard	3	5,069	

#	Cost Center	BD	LD	M&O area	SEP Org Name	Yard Description	# of Mattings	Sq Ft	# of Structures
145	1211701	3	NW	N1	Andasol ES	Main Yard & K-Yard	2	3,288	
146	1226901	3	NW	N1	Balboa Gifted/High Ability Magnet ES	Main Yard	1	2,616	1
147	1233501	3	NW	N1	Beckford Charter for Enriched Studies	Main Yard & K-Yard	3	3,269	
148	1243801	6	NW	N1	Bertrand ES	Main Yard & K-Yard/Struct Main Yard	2	3,260	1
149	1855701	3	NW	N1	Birmingham Community Charter HS	Main Yard	1	1,255	
150	1247001	3	NW	N1	Blythe ES	Main Yard & K-Yard	2	2,090	
151	1270401	4	NW	N1	Calabash ES	Main Yard & K-Yard	3	5,634	
152	1270601	3	NW	N1	Calahan ES	Main Yard & K-Yard	3	6,192	
153	1271201	4	NW	N1	Calvert ES	Main Yard & K-Yard	2	3,358	
154	1275301	3	NW	N1	Canoga Park ES	K-Yard	1	440	
155	1276701	6	NW	N1	Cantara ES	Main Yard & K-Yard	3	5,796	
156	1280201	3	NW	N1	Capistrano ES	Main Yard & K-Yard	3	3,646	
157	1288101	3	NW	N1	Castlebay ES	Main Yard & K-Yard	3	2,705	1
158	1858301	3	NW	N1	Chatsworth HS	Main Yard	1	850	
159	1302701	3	NW	N1	Chatsworth Park ES	Main Yard & K-Yard	3	2,316	
160	1202001	4	NW	N1	CHIME Institute's Schwarzenegger Community School	Main Yard	2	3,880	
161	1858801	3	NW	N1	Cleveland EEC	Main Yard	1	375	
162	1949101	3	NW	N1	Cleveland Infant Center	Main Yard	1	1,180	
163	1313701	6	NW	N1	Cohasset ES	Main Yard	3	5,760	
164	1334001	3	NW	N1	Darby ES	Main Yard & K-Yard/Struct Main Yard	3	3,330	1
165	1337701	3	NW	N1	Dearborn ES	Main Yard & K-Yard	3	7,204	
166	1354501	3	NW	N1	El Oro ES	Main Yard	2	4,850	
167	1358901	3	NW	N1	Emelita ES	K-Yard	1	952	
168	1361001	3	NW	N1	Enadia Way ES	Main Yard	2	4,714	
169	1361601	4	NW	N1	Encino ES	Main Yard	3	6,032	
170	1813701	3	NW	N1	Frost MS	Main Yard	1	1,012	
171	1405501	6	NW	N1	Garden Grove ES	Main Yard	2	4,350	
172	1411001	3	NW	N1	Gault ES	Main Yard & K-Yard	3	3,500	
173	1413001	6	NW	N1	Gledhill ES	Main Yard	3	4,560	
174	1423301	3	NW	N1	Granada ES	Main Yard	2	2,344	
175	1434901	3	NW	N1	Hamlin ES	Main Yard	1	1,595	
176	1444501	3	NW	N1	Hart ES	Main Yard	4	5,245	1
177	1445201	3	NW	N1	Haskell ES	Main Yard & K-Yard	4	10,305	
178	1447301	3	NW	N1	Haynes ES	Main Yard	4	6,559	
179	1452101	4	NW	N1	Hesby Oaks Leadership Charter	Main Yard	1	810	
180	1818201	3	NW	N1	Holmes MS	Main Yard	1	600	
181	1872501	3	NW	N1	Kennedy HS	Main Yard	2	1,280	
182	1476201	3	NW	N1	Knollwood ES	Main Yard & K-Yard	2	2,243	
183	1476401	4	NW	N1	Lanai ES	Main Yard	2	2,993	
184	1477501	6	NW	N1	Langdon ES	Main Yard	3	3,810	
185	1479001	6	NW	N1	Lassen ES	Main Yard	1	540	
186	1484901	3	NW	N1	Lemay ES	Main Yard	2	6,328	
187	1194701	3	NW	N1	Lokrantz Special Education Center	Main Yard	2	7,223	
188	1544601	3	NW	N1	Napa ES	Main Yard	2	2,940	
189	1545201	4	NW	N1	Nestle ES	Main Yard	1	1,500	
190	1545901	3	NW	N1	Nevada ES	Main Yard	2	4,070	
191	1810701	4	NW	N1	Portola MS	Main Yard	1	720	1
192	1619201	6	NE	N1	Ranchito ES	Main Yard	2	3,440	
193	1647901	6	NW	N1	San Jose ES	Main Yard	1	2,000	
194	1836301	6	NW	N1	Sepulveda MS	Main Yard	1	1,352	
195	1671201	3	NW	N1	Shirley ES	Main Yard	2	2,700	1
196	1689001	6	NW	N1	Stagg ES	Main Yard	2	4,088	
197	1700701	3	NW	N1	Superior ES	Main Yard	1	1,120	1
198	1704101	4	NW	N1	Tarzana ES	Main Yard	2	3,458	
199	1720101	3	NW	N1	Topeka ES	Main Yard	2	3,420	
200	1724701	3	NW	N1	Tulsa ES	Main Yard	2	3,554	
201	1763701	3	NW	N1	Welby Way ES	Main Yard	3	5,700	1
202	1777401	4	NW	N1	Wilbur ES	Main Yard	1	1,440	
203	1783601	3	NW	N1	Winnetka ES	Main Yard	2	2,020	1
204	1834401	4	NW	N1	Woodland Hills Academy	Main Yard	1	750	1
205	1789001	4	NW	N1	Woodland Hills ES	Main Yard	2	3,152	1
206	1740101	6	NE	N2	Cárdenas ES	Main Yard	1	459	
207	1316401	3	NE	N2	Colfax Charter ES	Main Yard	2	2,603	
208	1363001	3	NE	N2	Erwin ES	Main Yard	1	1,530	
209	1449301	6	NE	N2	Hazeltine ES	Main Yard	1	2,352	
210	1451501	6	NE	N2	Herrick ES	Main Yard	1	700	
211	1472601	3	NE	N2	Kester ES	Main Yard	1	1,344	
212	1478101	3	NE	N2	Lankershim ES	Main Yard	1	2,590	
213	1822801	6	NE	N2	Maclay MS	Main Yard	1	1,408	2
214	1539701	6	NE	N2	Morningside ES	Main Yard	1	875	
215	1572601	6	NE	N2	O'Melveny ES	Main Yard & K-Yard	2	2,716	
216	1863601	6	NE	N2	Polytechnic HS	Main Yard	2	2,336	

#	Cost Center	BD	LD	M&O area	SEP Org Name	Yard Description	# of Matings	Sq Ft	# of Structures
217	1835501	3	NE	N2	Reed MS	Main Yard	1	750	1
218	1631501	3	NE	N2	Riverside ES	Main Yard	1	990	
219	1645201	6	NE	N2	San Fernando ES	Main Yard	4	5,322	
220	1884301	6	NE	N2	San Fernando HS	Main Yard	2	1,766	
221	1656501	6	NE	N2	Saticoy ES	Main Yard	1	2,412	
222	1357401	6	NE	N2	Sendak ES	Main Yard	1	880	
223	1719201	4	NE	N2	Toluca Lake ES	Main Yard	1	900	
224	1738401	6	NE	N2	Valerio ES	Main Yard & K-Yard	3	2,612	
225	1743801	6	NE	N2	Van Nuys ES	Main Yard	1	1,980	
226	1843401	3	NE	N2	Van Nuys MS	Main Yard	1	652	
227	1745201	6	NE	N2	Vaughn Next Century Learning Center	Main Yard	2	2,376	1
228	1891401	6	NE	N2	Verdugo Hills HS	Main Yard	1	364	
229	1752101	6	NE	N2	Victory ES	Main Yard	2	5,020	1
230	1583601	7	S	S1	109th St. ES	Main Yard	2	3,078	
231	1588401	7	S	S1	112th St. ES	K-Yard	1	1,350	
232	1680801	1	W	S1	61st St. ES	K-Yard	1	924	
233	1679501	7	S	S1	68th St. ES	Main Yard	1	2,090	
234	1663001	7	S	S1	75th St. ES	Main Yard & K-Yard	2	740	
235	1554801	7	S	S1	92nd St. ES	K-Yard	1	2,700	
236	1558201	7	S	S1	93rd St. ES	Main Yard	2	3,009	
237	1716401	1	W	S1	Bright ES	K-Yard	1	2,056	
238	1215701	2	C	S1	Camino Nuevo ES #3: Castellanos ES	Main Yard	1	1,344	
239	1578101	7	S	S1	Flournoy ES	K-Yard	1	902	
240	1427401	7	S	S1	Grape ES	Main Yard & K-Yard	2	2,292	
241	1584901	7	S	S1	Griffith-Joyner ES	Main Yard	2	3,258	
242	1237501	5	E	S1	Hughes ES	K-Yard	1	1,692	
243	1239101	5	E	S1	Huntington Park ES	Main Yard	1	312	
244	1653401	1	C	S1	King ES	Main Yard	1	1,242	
245	1487701	5	E	S1	Lillian ES	Main Yard	1	2,709	
246	1524701	1	C	S1	Menlo ES	Main Yard	2	3,021	
247	1530101	5	E	S1	Middleton ES	Main Yard & K-Yard	2	2,422	
248	1531501	5	E	S1	Miles ES	K-Yard	1	1,914	1
249	1532101	1	S	S1	Miller ES	Main Yard	2	3,124	1
250	1532901	7	S	S1	Miramonte ES	Main Yard	1	2,145	
251	1563001	1	C	S1	Normandie ES	Main Yard	2	1,993	
252	1602101	7	S	S1	Parmelee ES	Main Yard	1	2,348	
253	1630101	7	S	S1	Ritter ES	Main Yard	2	2,779	
254	1643801	7	S	S1	Russell ES	Main Yard & K-Yard	2	923	
255	1464101	5	E	S1	San Antonio ES	Main Yard	1	620	
256	1686301	7	S	S1	South Park ES	Main Yard	1	1,344	
257	1691801	5	E	S1	State ES	Main Yard & K-Yard	2	2,398	
258	1749301	5	E	S1	Vernon City ES	Main Yard	2	3,359	
259	1715101	1	C	S1	Weemes ES	Main Yard	2	1,406	1
260	1763401	7	S	S1	Weigand ES	Main Yard	2	3,630	
261	1575301	7	S	S2	186th St. ES	Main Yard	1	2,480	
262	1661601	7	S	S2	7th St. ES	Main Yard	2	4,065	1
263	1552101	1	W	S2	95th St. ES	Main Yard	2	3,843	1
264	1208901	7	S	S2	Ambler ES	Main Yard	2	1,300	1
265	1209601	7	S	S2	Amestoy ES	Main Yard	2	3,653	
266	1214601	7	S	S2	Annalee ES	Main Yard	2	2,112	
267	1224701	7	S	S2	Avalon Gardens ES	Main Yard	2	9,580	
268	1228801	7	S	S2	Bandini ES	Main Yard	3	4,774	1
269	1194101	7	S	S2	Banneker Special Education Center	Main Yard	1	3,019	
270	1252701	7	S	S2	Broad ES	Main Yard	1	1,302	
271	1253001	7	S	S2	Broadacres ES	Main Yard	2	4,830	
272	1258901	5	E	S2	Bryson ES	Main Yard & K-Yard	2	2,467	
273	1281501	7	S	S2	Caroldale Learning Community	Main Yard	1	1,755	
274	1289001	7	S	S2	Catskill ES	Main Yard	1	391	
275	1308201	1	W	S2	Cimarron ES	Main Yard & K-Yard	2	4,664	
276	1342501	7	S	S2	Denker ES	Main Yard	3	4,040	1
277	1364001	7	S	S2	Eshelman ES	Main Yard	1	5,100	
278	1401401	7	S	S2	Fries ES	Main Yard	2	4,090	
279	1404101	7	S	S2	Gardena ES	Main Yard	2	1,490	1
280	1434201	7	S	S2	Halldale ES	Main Yard	2	4,656	
281	1446601	7	S	S2	Hawaiian ES	Main Yard	1	2,478	
282	1688001	5	E	S2	Independence ES	Main Yard	2	1,983	
283	1482901	7	S	S2	Leapwood ES	Main Yard	3	2,502	
284	1486301	5	E	S2	Liberty ES	Main Yard	1	440	
285	1511001	1	W	S2	Manhattan ES	Main Yard	2	3,455	
286	1564401	7	S	S2	Normont ES	Main Yard	2	2,624	
287	1601301	7	S	S2	Park Western ES	Main Yard	1	1,632	
288	1835201	7	S	S2	Peary MS	Main Yard	1	880	

#	Cost Center	BD	LD	M&O area	SEP Org Name	Yard Description	# of Mattings	Sq Ft	# of Structures
289	1613701	7	S	S2	Point Fermin Marine Science Magnet	Main Yard	1	1,935	
290	1614801	7	S	S2	President ES	Main Yard	2	3,766	
291	1621901	1	W	S2	Raymond ES	Main Yard	1	1,860	
292	1687501	5	E	S2	San Miguel ES	Main Yard & K-Yard	3	1,235	1
293	1885001	7	S	S2	San Pedro HS	Main Yard	1	720	
294	1195601	7	S	S2	Sellery Special Education Center	Main Yard	2	2,632	
295	1837701	5	E	S2	South Gate MS	Main Yard	1	522	
296	1687001	7	S	S2	South Shores Magnet School for the Visual/Performing Arts	Main Yard	1	672	
297	1703501	7	S	S2	Taper ES	Main Yard	1	391	
298	1848701	7	S	S2	White MS	Main Yard	1	400	
							534	767,436	39

LOS ANGELES UNIFIED SCHOOL DISTRICT

SCHOOL CONSTRUCTION BOND CITIZENS' OVERSIGHT COMMITTEE

Pamela Schmidt, Chair
Early Education Coalition

Scott Folsom, Vice Chair
Tenth District PTSA

Susan Linschoten, Secretary
L.A. Co. Auditor-Controller's Office

Stephen English, Executive Committee
L.A. City Controller's Office

Stuart Magruder, Executive Committee
American Institute of Architects

Greg Good
L.A. City Mayor's Office

Mike Keeley
CA Charter School Association

Elizabeth Lugo
LAUSD Student Parent

Kate Mergen
Assoc. General Contractors of CA

Ron Miller
L.A. Co. Federation of Labor AFL-CIO

Quynh Nguyen
LAUSD Student Parent

Scott Pansky
L.A. Area Chamber of Commerce

Kathryn Steinberg
31st District PTSA

Betty Valles
AARP

Barry Waite
CA Tax Reform Assn.

Arlene Barrera (Alternate)
L.A. Co. Auditor-Controller's Office

Joseph P. Buchman – Legal Counsel
Burke, Williams & Sorensen, LLP

Thomas A. Rubin, CPA
Oversight Committee Consultant

Timothy Popejoy
Bond Oversight Administrator
Clarissa Griego
Interim Asst. Administrative Analyst

RESOLUTION 2016-26

BOARD REPORT NO. 464-15/16

**AMENDMENT TO THE FACILITIES SERVICES DIVISION STRATEGIC
EXECUTION PLAN TO DEFINE AND APPROVE PHASE II REPLACEMENT
OF DETERIORATED PLAYGROUND MATTING SYSTEMS AND DAMAGED
OR OBSOLETE PLAYGROUND STRUCTURES**

WHEREAS, District Staff proposes that the Board of Education approve an amendment to the Facilities Services Division (FSD) Strategic Execution Plan (SEP) to define and approve Phase II of a program to replace deteriorated playground matting systems and damaged or obsolete playground structures with a combined budget of \$31,321,828 (collectively, the "Project") as described in Board Report 464-15/16 attached hereto; and

WHEREAS, on January 14, 2014, the Board of Education approved the establishment of the School Upgrade Program (SUP), the next phase of the District's Bond Program which will modernize, build and repair school facilities to improve student health, safety and educational quality; and

WHEREAS, the SUP includes a spending target to address "Critical School Repair and Safety Improvements to School Building Components"; and

WHEREAS, District Staff identified 298 school sites in Phase II at which the existing playground matting systems and playground structures are severely damaged or deteriorated beyond economical repair, and pose a potential safety hazard; and

WHEREAS, District Staff has determined that the Project is necessary to improve student health, safety and educational quality; and

RESOLUTION 2016-26

AMENDMENT TO THE FACILITIES SERVICES DIVISION STRATEGIC EXECUTION PLAN TO DEFINE AND APPROVE PHASE II REPLACEMENT OF DETERIORATED PLAYGROUND MATTING SYSTEMS AND DAMAGED OR OBSOLETE PLAYGROUND STRUCTURES

PAGE 2

WHEREAS, the Board of Education's approval of the Project will authorize District Staff to proceed with the expenditure of bond funds to undertake the Project in accordance with the provisions set forth in Measures K, R, Y and Q; and

WHEREAS, the Project is consistent with the District's commitment to address unmet school facilities needs and provide students with a safe and healthy learning environment; and

WHEREAS, District Staff has concluded that the proposed SEP amendment will facilitate implementation of the FSD SEP, and therefore, it will not adversely affect the District's ability to successfully complete the FSD SEP.

NOW, THEREFORE, BE IT RESOLVED THAT:

1. The School Construction Citizens' Bond Oversight Committee recommends that the Board of Education adopt an amendment to the Facilities Services Division (FSD) Strategic Execution Plan (SEP) to define and approve Phase II of a program to replace deteriorated playground matting systems and damaged or obsolete playground structures with a combined budget of \$31,321,828 as defined in Board Report 464-15/16, a copy of which is attached hereto in the form it was presented to the BOC and is incorporated herein by reference.
2. This resolution shall be transmitted to the Los Angeles Unified School District Board of Education and posted on the Oversight Committee's website.
3. The District is directed to track the above recommendation and to report on the adoption, rejection, or pending status of the recommendations as provided in section 6.2 of the Charter and Memorandum of Understanding between the Oversight Committee and the District.

ADOPTED on May 26, 2016, by the following vote:

AYES: 10

ABSTENTIONS: 1

NAYS: 0

ABSENCES: 4



Pamela Schmidt
Chair



Scott Folsom
Vice Chair