*Revised to include recognition item under Board President's Reports and update Tab 28

BOARD OF EDUCATION OF THE CITY OF LOS ANGELES
Governing Board of the Los Angeles Unified School District

REGULAR MEETING ORDER OF BUSINESS
333 South Beaudry Avenue, Board Room
1208 Magnolia Avenue, Gardena, CA 90247
9945 Laurel Canyon Blvd, Pacoima, CA 91331
10:00 a.m., Friday, June 12, 2026

Roll Call

Pledge of Allegiance

Land Acknowledgment

Board President's Reports

Labor Partners
Committee Chair Reports
- Charter School Committee
- Committee of the Whole
- Facilities and Procurement Committee
- Curriculum and Instruction Committee
- Greening and Climate Resilience Committee
- Children and Families in Early Education Committee

Arts Advisory Council Report
Recognition of Elsa Gutierrez-Aviles

Superintendent's Reports

Superintendent's Student Advisory Council
Parent Advisory Committee

Consent Items

Items for action are assigned by the Board at the meeting to be adopted by a single vote. Any item may be pulled off of the consent calendar for further discussion by any Board Member at any time before action is taken.

General Public Comment (Approximately 3:30 P.M.)

Providing Public Comment
The Board of Education encourages public comment on the items for action on this Regular Board Meeting agenda and all other items related to the District. Any individual wishing to address the Board

must register to speak using the Speaker Sign Up website: https://boardmeeting.lausd.net/speakers, and indicate whether comments will be provided over the phone or in person. Registration will open 24 hours before the meeting. Each action item will allow for ten (10) speakers, except those items for which a Public Hearing will be held will allow for 15 speakers, and 20 speakers may sign up for general Public Comment.

Each speaker will be allowed a single opportunity to provide comments to the Board, with the exception of public hearings, and shall be given two minutes for their remarks. **Speakers signed up to speak on an agenda item must constrain their remarks specifically to the item or items on the agenda or may be ruled out of order.**

Public comment can be made in-person or by telephone, and members of the public must sign up on-line for either method, as described above. Members of the public can only make remote public comment by calling 1-888-475-4499 (Toll Free) and entering the Meeting ID: **879 7060 8197**.

Speakers addressing items not on the agenda will be heard at approximately 3:30 p.m. Speakers commenting on items on the consent calendar will be heard prior to the Board's consideration of the items, and speakers on items not on the consent calendar will be heard when the item is before the Board.

Speakers who do not register online to provide comments may use the following alternative methods to provide comments to Board Members:

- Email all Board Members at boardmembers@lausd.net;
- Mail comments via US Mail to 333 S. Beaudry Ave., Los Angeles, CA 90017; and
- Leave a voicemail message at 213-443-4472, or fax 213-241-8953. Communications received by 5 p.m. the day before the meeting will be distributed to all Board Members.

Speakers who have registered to provide public comments over the phone need to follow these instructions:

1. Call 1-888-475-4499 (Toll Free) and enter Meeting ID: **879 7060 8197** at the beginning of the meeting.
2. Press #, and then # again when prompted for the Participant ID.
3. Remain on hold until it is your turn to speak.
4. Call in from the same phone number entered on the Speaker Sign Up website. If you call from a private or blocked phone number, we will be unable to identify you.
5. When you receive the signal that your phone has been removed from hold and or unmuted, please press *6 (Star 6) to be brought into the meeting.

Please contact the Board Secretariat at 213-241-7002 if you have any questions.

The Office of the Inspector General would like to remind you that they investigate the misuse of LAUSD funds and resources as well as retaliation for reporting any misconduct. Anyone can make a report via the OIG hotline on their website (https://www.lausd.org/oig), by telephone at 213-241-7778 or 866-528-7364, or by emailing inspector.general@lausd.net. Reports are confidential and you can remain anonymous if you wish.

Attending the Meeting

Please note there are three ways members of the public may watch or listen this Regular Board Meeting: (1) online (Live stream or join the zoom webinar) (2) by telephone by calling 1-888-475-4499 (Toll Free) and entering the Meeting ID: **879 7060 8197**, or (3) in person.

New Business for Action

1. Board of Education Report No. 417-25/26
Human Resources
(Approval of Routine Personnel Actions) Recommends approval of 3,298 routine personnel actions including, but not limited to elections, promotions, transfers, terminations, permits, contracts, and senior management contracts.

2. Board of Education Report No. 418-25/26
Human Resources Division
(Provisional Internship Permits) Recommends approval of 1 teacher to be employed under the Provisional Internship Permit.

3. Board of Education Report No. 448-25/26
Division of School Operations
(Renaming of Cesar E. Chavez Learning Academy) Recommends approval of renaming the school to Arroyo High School.

4. Board of Education Report No. 446-25/26
Division of School Operations
(Renaming of Cesar Chavez Elementary School) Recommends approval of renaming the school to Oakland Street Elementary School.

5. Board of Education Report No. 439-25/26
Facilities Services Division
(Define and Approve Seven Shade Structures Over Play Equipment Projects and Amend the Facilities Services Division Strategic Execution Plan to Incorporate Therein) Recommends definition and approval of seven shade structures over play equipment projects, as detailed in Exhibit A (Projects). Also recommends amendment of the Facilities Services Division (Facilities) Strategic Execution Plan (SEP) to include these projects, with a combined budget of $3,867,816, and authorize the Chief Procurement Officer, Chief Facilities Executive, and/or designee(s) to take all legally permissible actions to implement the projects including executing instruments, budget modifications, and procurement of equipment and materials.

6. Board of Education Report No. 437-25/26
Facilities Services Division
(Approve the Definition of Three Seismic Modernization Projects and Amend the Facilities Services Division Strategic Execution Plan to Incorporate Therein) Recommends definition and approval of three seismic modernization projects as detailed in Exhibit A; amendment of the Facilities Services Division (Facilities) Strategic Execution Plan (SEP) to incorporate therein; and authorization for the Chief Procurement Officer, Chief Facilities Executive, and/or designee(s) to take all legally permissible actions to implement the projects including executing instruments, budget modifications, and procurement of equipment and materials.

7. Board of Education Report No. 438-25/26
Facilities Services Division
(Define and Approve Six Projects to Provide Critical Replacements and Upgrades of School Building/Site Systems and Components and Amend the Facilities Services Division Strategic Execution Plan to Incorporate Therein) Recommends definition and approval of six critical school facility projects to replace and upgrade essential building and site systems, as detailed in Exhibit A (Projects). Also recommends amendment of the Facilities Services Division (Facilities) Strategic Execution Plan (SEP) to include these projects, with a combined budget of $20,742,064, and authorizes the Chief Procurement Officer, Chief Facilities Executive or designee(s) to take all legally permissible actions to implement the projects including executing instruments, budget modifications, and procurement of equipment and materials.

8. Board of Education Report No. 440-25/26
Facilities Services Division
(Define and Approve 21 Board District Priority and Region Priority Projects and Amend the Facilities Services Division Strategic Execution Plan to Incorporate Therein) Recommends definition and approval of 21 Board District Priority (BDP) and Region Priority (RP) projects, as detailed in Exhibit A. Also recommends amendment of the Facilities Services Division (Facilities) Strategic Execution Plan (SEP) to include these projects, with a combined budget of $3,337,115, and authorizes the Chief Procurement Officer, Chief Facilities Executive, or designee(s) to take all legally permissible actions to implement the projects including executing instruments, budget modifications, and procurement of necessary equipment and materials.

9. Board of Education Report No. 454-25/26
Facilities Service Division
(Ratification of Real Estate Agreements and Instruments for the Use of Real Property) Recommends ratification of the contract actions taken by the Facilities Services Division (Facilities) within delegated authority as listed in Attachment A.

10. Board of Education Report No. 333-25/26
Procurement Services Department - Facilities Contracts
(Delegations of Authority for Procurement and Facilities Contracts) Recommends approval of an amendment to the Procurement and Facilities Contracts Delegations of Authority to update the type and value of construction contract actions that may be exercised under delegated authority, with an effective date of June 12, 2026.

11. Board of Education Report No. 394-25/26
Procurement Services Department - Facilities Contracts
(Approval of Facilities Contracts Actions) Recommends the ratification of Procurement Services Division contract actions taken by Facilities Contracts under delegated authority as listed in Attachment “A” including: award of advertised construction contracts; approval of change orders; completion of contracts; award of informal contracts; award of architectural and engineering contracts; extra services / amendments for architectural and engineering contracts.

12. Board of Education Report No. 433-25/26
Office of Governmental Relations
(Authorize Education Compact with Los Angeles County Supervisorial District 2) Recommends authorization of the Education Compact between the District and Los Angeles County Supervisorial District 2. These partnerships are intended to support students and families within each community and may be reviewed annually to update shared goals and commitments. The Compacts are non-binding and do not require specific funding commitments, but reflect a shared commitment to expanding educational opportunities and supporting student and family well-being.

13. Board of Education Report No. 427-25/26
Office of Legislative Affairs and Governmental Relations
(Approval of Non-Formula Grant Agreements: Ratification of Delegated Authority) Recommends the ratification of those actions related to the application for, and receipt of non-formula grants, including the execution of related agreements and documents, taken by the Office of Grants Administration and Office of the Superintendent within delegated authority as listed in Attachment "A."

14. Board of Education Report No. 449-25/26
Division of Special Education
(2026-2027 Special Education Local Plan Area (SELPA) Local Plan) Recommends approval of the 2026-2027 Local plan components Section A: Contracts and Certifications, Section D: Annual Budget Plan, Section E: Annual Service Plan, and Attachments I-VII.

15. Board of Education Report No. 432-25/26
Division of Instruction
Human Resources Division
Division of Special Education and Specialized Programs
(Approval to Submit Multi-part Data Collection Application for the 2026-27 Consolidated Federal and State Categorical Funding Aid Programs to the California Department of Education). Recommends approval to submit the multi-part data collection application for the 2026-27 Consolidated Federal and State Categorical Funding Aid Programs to the California Department of Education (CDE) to apply for and manage federal and state categorical funding, with an estimated entitlement amount of $445 million.

16. Board of Education Report No. 429-25/26
Finance Division
(Donations of Money to the District) Recommends approval of the donation of money to the District totaling $374,187.00.

17. Board of Education Report No. 430-25/26
Finance Division
(Report of Cash Disbursements, Request to Reissue Expired Warrants, and Report of Corporate Credit Card Charges) Recommends the ratification of cash disbursements amounting to $998,289,657.86 made by the District from April 1 to April 30, 2026. It also seeks approval for the reissuance of expired warrants totaling $2,210.18. It also seeks approval for ratification of credit card charges amounting to $10,353.50.

18. Board of Education Report No. 455-25/26
Finance Division
(Approval of the Certification of Signatures for Fiscal Year 2026-27) Recommends approval of the annual certification of authorized signatures for Fiscal Year 2026-2027, as required by the California Education Code, designates specific officials to execute warrants, payroll wire transfers, and payment vouchers on behalf of the Governing Board, and authorizes submission of the Certification of Signatures to the Los Angeles County Office of Education.

19. Board of Education Report No. 442-25/26 **NOT ON CONSENT**
Finance Division
(Authorization of a Resolution of the Board of Education Approving the Sale and Issuance of Not-to- Exceed $1,400,000,000 of General Obligation Bonds and the Forms of the Documents Necessary for the Issuance of such Bonds) Recommends approval for the issuance of up to $1,400,000,000 in General Obligation Bonds under the Measure Q, Measure RR, Measure US, or any combination of the foregoing to fund projects authorized under the respective measure. The bonds are expected to be sold in Fall 2026 and repaid through ad valorem property taxes, not district funds. The sale of the GO bonds will be either by negotiated sale with an Underwriter to be selected by the District or by competitive sale, whichever method is projected to result in the lowest borrowing cost for the District at the time of sale. This issuance aims to enhance facilities, IT infrastructure, and equity in project funding.

20. Board of Education Report No. 421-25/26
Finance Division
(Update of Debt Management Policy) Recommends approval of the proposed Debt Management Policy (attachment A). The Debt Management Policy establishes formal guidelines governing the issuance and administration of debt instruments and other long-term financial obligations. The policy provides a framework to ensure debt is issued and managed responsibly, transparently, and in a manner that protects the District's fiscal integrity. In addition, the policy supports strategic planning efforts related to the District's capital improvement and infrastructure projects.

21. Board of Education Report No. 459-25/26 **PUBLIC HEARING**
Finance Division
(Statutory School Fees (Level 1 Impact Fees)) Recommends approval of the Impact Fee Justification Study to levy the new authorized Level 1 fees (Attachment A).

22. **ITEM WITHDRAWN PRIOR TO MEETING**

23. Board of Education Report No. 376-25/26 **PUBLIC HEARING**
Charter Schools Division
(Approval of the Renewal Petition for Open Charter Magnet) Recommends approval of the renewal petition for Open Charter Magnet, a High performing, Conversion Affiliated charter school, located in Board District 4 and Region West, for seven (7) years, beginning July 1, 2026, until June 30, 2033, to serve up to 383 students in grades K-5 in each year of the charter term.

24. Board of Education Report No. 409-25/26 **PUBLIC HEARING**
Charter Schools Division
(Approval of the Renewal Petition for Reseda Charter High) Recommends approval of the renewal petition for Reseda Charter High, a Middle performing, Conversion Affiliated charter school, with a benchmark in the area of academics (ELA for English Learners), located in Board District 4 and Region North, for five (5) years, beginning July 1, 2026, until June 30, 2031, to serve up to 1,578 students in grades 6-12 in each year of the charter term.

25. Board of Education Report No. 450-25/26 **PUBLIC HEARING**
Charter Schools Division
(Approval of the Renewal Petition for Taft Charter High) Recommends approval of the renewal petition for Taft Charter High, a Middle performing, Conversion Affiliated charter school, with a benchmark in the area of academics (Math for Students with Disabilities), located in Board District 4 and Region North, for five (5) years, beginning July 1, 2026, until June 30, 2031, to serve up to 2,223 students in grades 9-12 in each year of the charter term.

26. Board of Education Report No. 451-25/26 **PUBLIC HEARING**
Charter Schools Division
(Approval of the Renewal Petition for University High School Charter) Recommends approval of the renewal petition for University High School Charter, a Middle performing, Conversion Affiliated charter school, located in Board District 4 and Region West, for five (5) years, beginning July 1, 2026, until June 30, 2031, to serve up to 1,320 students in grades 9-12 in each year of the charter term.

27. Board of Education Report No. 452-25/26
Charter Schools Division
(Approval of the Proposed Material Revision for Aspire Juanita Tate Academy Charter) Recommends approval of the material revision for Aspire Juanita Tate Academy Charter, a Middle performing, Start-Up Independent charter school, located in Board District 7 and Region South, to increase enrollment capacity.

Board Member Resolutions for Action

28. Ms. Ortiz Franklin - Protecting High-Need Schools During Fiscal Instability (Res-063-25/26) (Noticed May 21, 2026) (Version 3)

Whereas, The Los Angeles Unified School District is committed to ensuring all students graduate ready to thrive in college, career and life, which requires equity in action, including an equitable distribution of resources, stability of staffing and resources, especially in highest-need communities;

Whereas, Based on the collective advocacy of community, the Governing Board of the Los Angeles Unified School District created the Student Equity Needs Index (SENI) through the 2014 “Equity Is Justice” resolution and updated it through the 2018 “Equity Is Justice 2.0” and 2021 “Equity Is Justice 2021” resolutions to better address the academic, community, and pandemic-related concentration of need;

Whereas, In 2020, the Board established the Black Student Achievement Plan (BSAP) to address historic inequities in educational experiences and outcomes for ~~our Black~~ students through

targeted academic, socio-emotional and culturally responsive supports;

Whereas, In August 2021, the Board adopted the "Equity in Action" resolution to ensure equity is considered in all Board decisions and requires the annual budget process to include a comprehensive analysis of investments and publicize allocation of dollars spent equitably;

Whereas, In June 2025 the Board adopted a Fiscal Stabilization Plan to address $1.6 billion deficit estimated for 2027-2028, cutting unspent funds carried over and reducing SENI, resulting in disproportionate reductions in budget cuts to SENI high and highest need schools;

Whereas, The Board adopted the "Budgeting based on Equity and Student Need" June 2025 resolution, requiring the District to maintain sufficient staffing at school sites, center students' needs, prioritize equity and recognize the value of all employees through public transparency and to complete an equity impact analysis of budget reductions;

Whereas, Schools budgets are fundamentally based on student enrollment which has steadily declined for decades and is further being reduced in predominantly immigrant neighborhoods because of genuine fear of federal attacks on our immigrant communities;

Whereas, The District has achieved remarkable academic progress among all student groups during the 2024-2025 school year, demonstrating the effectiveness of equity-based investments and staffing stability; now, therefore, be it

Resolved, That the Governing Board of the Los Angeles Unified School District commits to upholding the principle of equity in school-site staffing; and, be it finally

Resolved, That the Los Angeles Unified School District shall ensure mutual consent and shall not force-place any staff at SENI high and highest need schools and BSAP Group 1 schools, to the greatest extent permissible by law.

29. Ms. Griego - Celebrating Pride 2026: A Review of LGBTQ+ Supports, Resources, and Programming for Students, Educators, and Families (Res-064-25/26) (Waiver of Board Rule 72)

Whereas, The institution of public education is intended to create safe, inclusive, and welcoming environments for all students, families, and staff, regardless of race, ethnicity, national origin, language, disability status, gender expression or identity, and sexual orientation;

Whereas, Research suggests that as many as 1 in 4 high school aged students in the United States identify as lesbian, gay, bisexual, transgender, queer, intersex, asexual, gender nonconforming, and gender fluid, (LGBTQIA+);

Whereas, Youth identifying as LGBTQIA+ are at a higher risk for experiencing homelessness, being victims of bullying, and attempting or dying by suicide, ultimately indicating that mental health struggles and rates of suicidal thoughts have trended upward among LGBTQIA+ youth in recent years;

Whereas, According to a 2020 National Black Justice Institute and Gay, Lesbian & Straight Education Network (GLSEN) report, over half of Black LGBTQIA+ students felt unsafe at school because of their sexual orientation;

Whereas, Over a third of Latine/x youth reported missing at least one day of school in the last month because they felt unsafe or uncomfortable, says a 2020 report by GLSEN, the Hispanic Federation and UnidosUS;

Whereas, A growing number of legislative bodies across the country are weaponizing public policy to advance anti-LGBTQIA+ agendas and undermine the rights, dignity, and existence of LGBTQIA+ communities, particularly targeting transgender and nonbinary youth through restrictions on gender-affirming care, limitations on bathroom access, and parental notification laws that specifically imperil and harm LGBTQIA+ youth;

Whereas, According to The Trevor Project's 2025 U.S. National Survey, approximately 90% of LGBTQIA+ young people ages 13 to 24 said recent anti-LGBTQIA+ laws, policies and debates caused them stress or anxiety;

Whereas, The student composition of the Los Angeles Unified School District is predominantly Black, Latine/x, Asian, and Indigenous, and the intersection of systemic racism, homophobia, transphobia and misogyny/misogynoir is particularly acute for vulnerable youth of color;

Whereas, Every school district must ensure all students, including LGBTQIA+ youth, have the resources they need to thrive both academically and socio-emotionally;

Whereas, The Governing Board of the Los Angeles Unified School District has passed numerous resolutions in order to highlight the contributions of the LGBTQIA+ community and ensure our schools provide safe climates for all students, regardless of gender identity, expression, and sexual orientation, including but not limited to Standing with Pride: Honoring LGBTQ+ Communities and Reaffirming LAUSD's Commitment to Safe, Inclusive Schools (Res-084-24/25), Taking PRIDE in LA Unified' s LGBTQ+ Community (Res-024-22/23), All Means All: Enhancing Supports and Resources for our LGBTQ+ Students (Res-048-18/19), and Increasing Supports for LGBTQ+ Students, Their Families and Schools (Res-048-17/18);

Whereas, The District continues to take a stand in support of LGBTQIA+ youth through its engagement in year-round efforts that provide affirmative support for LGBTQIA+ students, families, staff, and the broader community, including the annual Out for Safe Schools campaign every October to promote inclusion, respect, and acceptance of LGBTQIA+ students, staff, and families;

Whereas, The Board approved $2 million in the 2025-26 budget cycle, with approximately $1.5 million allocated to School-Based Grants to support efforts for inclusive practices tailored to the specific needs of the school, and approximately $0.5 designated to support professional development, onboarding materials, and resources for the current voluntary, school-based LGBTQ+ Liaisons; and

Whereas, The District has agreed to enter into a Memorandum of Understanding with the United Teachers Los Angeles (UTLA), effective through 2028, that would establish a collaborative task force to review and, provide feedback and recommendations regarding policies and systems intended to support LGBTQIA+ students and staff; now, therefore be it

Resolved, That the Los Angeles Unified School District reaffirms its commitment to ensuring that all LGBTQIA+ students and staff feel safe, heard, and respected by continuing to advocate for equity, inclusion, and protection under the law and will support LGBTQIA+ youth, families, and

communities;

Resolved further, That the Governing Board of Los Angeles Unified School District proclaims June 2026 as LGBTQIA+ Pride Month to celebrate LGBTQIA+ identities, culture, and achievements, honor the history of resistance against oppression and violence, and ensure that staff, students and families are aware of available resources to support the LGBTQIA+ community;

Resolved further, That the District shall prepare a comprehensive Board Informative in 90 days, outlining policies, initiatives, programming, budget allocations, procurement contracts, professional development opportunities, curricula, mental health and wellbeing programs and student clubs/associations as well as student, parent and community engagement initiatives/strategies aimed to affirm best practices and foster safe and inclusive school environments for LGBTQIA+ students in TK-12, families, and educators; and, be it finally,

Resolved, That, as part of the Board Informative, the District shall provide an update on the implementation plan, metrics, and accountability framework used to assess implementation progress, outcomes, and areas for continued improvement related to both the LGBTQIA+ liaison and grant initiatives, as well as the collaborative task force that is to be established as part of the recent collective bargaining agreement with UTLA.

Resolutions Requested by the Office of the Board Secretariat

30. Reappointment of Member to the School Construction Bond Citizens' Oversight Committee (Chad Boggio) (Bd Sec Res-011-25/26)

    Resolved, That the Governing Board of the Los Angeles Unified School District reappoints Mr. Chad Boggio, as the nominee of the Los Angeles County Federation of Labor, AFL-CIO, as member to the School Construction Bond Citizens' Oversight Committee for a two-year term commencing immediately; and the District's Ethics Office received Mr. Boggio's conflict of interest statement certifying, among other things, that Mr. Boggio is not an employee, official, vendor, contractor, or consultant of the District.

Miscellaneous Business

31. Williams and State Preschool Health/Safety Uniform Complaint 2025/2026 Quarterly Report Summary (086-25/26) **PUBLIC HEARING**

32. Receipt of Debt Report FY 2024-25 (069-25/26)

33. Receipt of Results of the April 2026 General Obligation Bond Sale and Comparison of Good Faith Costs of issuance Estimates and Actuals (070-25/26)

Minutes for Board Approval

34. Approval of Minutes (MIN-003-25/26)

June 4, 2025, Regular Board Meeting, Including Closed Session Items
August 26, 2025, Regular Board Meeting
September 3, 2025, Special Board Meeting, Including Closed Session Items
September 17, 2025, Regular Board Meeting, Including Closed Session Items
October 15, 2025, Regular Board Meeting, Including Closed Session Items
November 17, 2025, Special Board Meeting
January 27, 2026, Regular Board Meeting
January 28, 2026, Regular Board Meeting, Including Closed Session Items
February 11, 2026, Regular Board Meeting, Including Closed Session Items
March 11, 2026, Regular Board Meeting, Including Closed Session Items

New Business for Action (Continued)

35. **ITEM WITHDRAWN PRIOR TO MEETING**

Adjournment

Please note that the Board of Education may consider at this meeting any item referred from a Board Meeting 5 calendar days prior to this meeting (Education Code 54954.2(b)(3)). The Board of Education may also refer any item on this Order of Business for the consideration of a committee or meeting of the Board of Education.

Requests for disability related modifications or accommodations shall be made 24 hours prior to the meeting to the Board Secretariat in person or by calling (213) 241-7002.

If you or your organization is seeking to influence an agreement, policy, site selection or any other LAUSD decision, registration may be required under theDistrict's Lobbying Disclosure Code. Please visit http://ethics.lausd.net/ to determine if you need to register or call (213) 241-3330.

Materials related to an item on this Order of Business distributed to the Board of Education are available for public inspection at the Security Desk on the first floor of the Administrative Headquarters, and at:
https://boe.lausd.org/apps/events/2026/6/12/43374078/?REC_ID=43374078&id=0

Items circulated after the initial distribution of materials are available for inspection at the Security Desk.

Return to Order of Business

TAB 1

Los Angeles Unified School District

333 South Beaudry Ave,
Los Angeles, CA 90017

Board of Education Report

File #: Rep-417-25/26, **Version:** 1 **Agenda Date:** 6/12/2026
In Control: Human Resources

Approval of Routine Personnel Actions
Human Resources

Brief Description:
(Approval of Routine Personnel Actions) Recommends approval of 3,298 routine personnel actions including, but not limited to elections, promotions, transfers, terminations, permits, contracts, and senior management contracts.

Action Proposed:
Approve 3,298 routine personnel actions (including, but not limited to elections, promotions, transfers, leaves, terminations, separations, permits and contracts) according to the following breakdown:

Classified:	2,077
Certificated:	1,152
Unclassified:	67
Retiree Conversion:	2

It is proposed that the following routine personnel actions (including, but not limited to elections, promotions, transfers, leaves, terminations, separations, permits and contracts) be approved.

SAP transaction numbers: 3563346 to 4213449

ROUTINE PERSONNEL ACTIONS

	Total (this report) (4/1/2026 to 4/30/2026)	Total (Year-to-date)
1. Classified	2,077	51,774
2. Certificated	1,152	61,769
3. Unclassified	67	6,672
4. Retiree Conversion	2	6
TOTAL	3,298	120,221

BREAKDOWN OF ACTIONS:

Actions	Classified	Certificated	Unclassified	Retiree Conv.	Total
Hires	319	46	20	0	385
Leaves/Paid	269	126	0	0	395
Leaves/Unpaid	15	35	0	0	50
Reassignments/Demotions	2	0	0	0	2
Reassignments/Promotions	35	25	0	0	60
Reassignments/Transfers	73	163	6	0	242
Retirements	43	19	0	0	62
Separations/Non-Resignations	318	196	27	2	543
Separations/Resignations	73	21	2	0	96
Other Actions*	930	521	12	0	1,463
Total	2,077	1,152	67	2	3,298

*Other actions include absences, conversion codes from legacy, change of pay, and change of work schedule and benefits.

REIMBURSEMENT AGREEMENT (ZERO- VALUE CONTRACT)

It is proposed that the following reimbursement agreements be approved for the 2026-2027 school year:

Agency	**Agreement Number**
UCLA School of Education and Information Studies-Dean's Office	HR 26/27-005
United Teachers Los Angeles (UTLA)	HR 26/27-006 - HR 26/27-012

The requesting agency will reimburse the District for all costs for salary and benefits for the temporary loan of the employees to the agencies during the period of the detached service assignment. Organization leaves are provided under the Education Code section 44987 for elected officers.

Background:
This report is presented at each Board Meeting for approval of routine personnel actions.

Expected Outcomes:
Not applicable

Board Options and Consequences:
Specifically in regard to disciplinary action, a “No” vote may nullify the disciplinary action due to legal time constraints.

A “Yes” vote will approve all actions in accordance with Education Codes & Rules of the Personnel Commission.

A “No” vote impacts the timeliness of processing personnel actions for classified and certificated employees regarding their assignment, salary/rate, transfer, and new appointment and may be in conflict with procedural rights and benefits afforded them under applicable Education Code provisions, Personnel Commission Rules, District Policy, and respective Collective Bargaining Agreements (UTLA, AALA, Teamsters, Los Angeles School Police Sergeants and Lieutenants Association). Employees have procedural rights that are based on their status (permanent or probationary) associated with the specific personnel action being submitted and the respective rights available to them in accordance with the above. Additionally, based on Personnel Commission Rules, permanent classified employees have rights to appeals.

Policy Implications:
Not applicable

Budget Impact:
Cost Neutral

Student Impact:
Not applicable

Equity Impact:
Not applicable

Issues and Analysis:
All actions affecting classified personnel and apprentice personnel reported herein are in accordance with Section 45123-45125, 45135, and 45240-45318 of the Education Code and with the Rules of the Personnel Commission.

Attachments:
Attachment A: Administrative Regulations 4214
Attachment B: Number of Routine Personnel Actions
Attachment C: Routine Personnel Actions
Attachment E: Confidential Material

Submitted:
05/18/26

RESPECTFULLY SUBMITTED,

ANDRES E. CHAIT
Acting Superintendent

APPROVED & PRESENTED BY:

KRISTEN K. MURPHY
Associate Superintendent
Talent & Labor Relations

REVIEWED BY:

DEVORA NAVERA REED
General Counsel

✓ Approved as to form.

APPROVED & PRESENTED BY:

FRANCISCO J. SERRATO
Chief Human Resources Officer
Human Resources Division

REVIEWED BY:

KURT E. JOHN
Deputy Chief Financial Officer

✓ Approved as to budget impact statement.

APPROVED & PRESENTED BY:

DAVID GRECO
Personnel Director
Personnel Commission

Los Angeles Unified School District
Human Resources Division

ATTACHMENT A

DATE: 5/4/26
ADMINISTRATIVE REGULATION**:** 4214 SAP Transaction #3563346-4213449

Each AR 4214 request has been reviewed and approved by a designee of the Superintendent.

TRANS#	**NAME**	**FROM CLASS/LOCATION**	**TO CLASS**	**LOCATION**
COMMENTS:				

NONE

Reasons For ESC Selection:

1. Special skills/special need (e.g. bilingual, school continuity, instructional expertise in literacy or math)
2. ESC recommends current limited acting incumbent
3. Reduction-in-Force (RIF)
4. Reassignment due to position closure/norm enrollment loss

LOS ANGELES UNIFIED SCHOOL DISTRICT
Personnel Commission

ATTACHMENT B

NUMBER OF ROUTINE PERSONNEL ACTIONS

This attachment addresses the total number of classified personnel actions (2,077), which entails routine personnel actions (including, but not limited to elections, promotions, transfers, leaves, terminations, separations, permits and contracts) and may be found on the Board of Education Routine Personnel Actions Report for the June 12, 2026, meeting.

The following table represents a breakdown of the new hire, reassignment, and rehire actions for the June 12, 2026, board report for the period of April 1, 2026 to April 30, 2026.

Hire Data:
As presented in the attached table, the total number of classified hire and reassignment actions for the period of April 1, 2026 to April 30, 2026, is 973 of which 716 (74%) are rehires or reassignments, and 257 (26%) are new hires (comprised of regular/permanent, restricted, returnee retirees, substitutes, and temporary positions).

All new hires to regular/permanent positions are for A, B, C, or E basis positions. The 9 regular/ permanent new hires consist of: Assistant General Counsel II, Early Education Center Attendant, Facilities Access Compliance Specialist, Police Officer (2), School Facilities Attendant (Restricted), Sheet Metal Worker, Special Education Assistant (2).

The following regular/permanent positions have been filled by promotional employees: Associate Project Engineer I (2), Early Education Center Office Manager, Environmental Safety Officer, Facilities Cost Analyst (2), Food Service Manager I (4), Food Service Manager IV, Food Service Manager V, Food Service Worker II (Driving), Heating and Air Conditioning Fitter (2), Instructional Aide (Transitional Kindergarten) & (Restricted), Lieutenant, Musical Instrument Repair Supervisor, Plant Manager II (2), Plant Manager III, Plumber, Police Officer, School Administrative Assistant (3), School Office Computer Coordinator (Adult), School Safety Officer, Senior Financial Manager, Senior Food Service Worker (4), Senior Legal Secretary, Special Education Assistant.

With the exception of the following 28 assignments, all of the actions are for positions which are school-based or provide direct support to the schools or their operations:

New Hire	**3**
Assistant General Counsel II	1
Associate IT Electronics Communication Technician	1
Facilities Access Compliance Specialist	1
Reassignment	**25**
Assistant Buyer	1
Assistant Contract Administration Analyst	2
Associate IT Electronics Communication Technician	1
Associate Project Engineer I	2
Buyer	2
Environmental Health Manager, Safety & Industrial Hygiene	1
Environmental Safety Officer	1

Reassignment	
Facilities Cost Analyst	2
Intermediate Accountant	1
IT Business Efficiency Analyst	1
Lieutenant	1
Operations Program Manager	2
Payroll Specialist II	1
Principal Financial Analyst	1
Senior Human Resources Specialist	1
Senior Insurance Technician	1
Senior IT Electronics Communications Technician	1
Senior Legal Secretary	1
Senior Office Technician	2
Grand Total	**28**

Hire Data of All Classified Employees								
From April 1, 2026 to April 30, 2026								
By New Hire, Reassignment, and Rehire								
Classification	**Prov**	**Reg / Perm**	**Restr**	**Return Retiree**	**Subs**	**Temp 1GXX**	**Temp**	**Grand Total**
NEW HIRE								
Assistant General Counsel II		1						1
Associate IT Electronics Communication Technician					1			1
Athletics Assistant					7			7
Building and Grounds Worker					2			2
Campus Aide (Female/Restricted)					1			1
Campus Aide (Restricted)					3			3
Early Education Center Aide I & (Restricted)					10			10
Early Education Center Attendant		1			8			9
Facilities Access Compliance Specialist		1						1
Food Service Worker					30			30
Instructional Aide (Transitional Kindergarten) & (Restricted)					4			4
Instructional Aide I & (Restricted)			3		1			4
Outdoor-Education Assistant						6		6
Out-of-School Program Supervisor and (Restricted)						20		20
Out-of-School Program Worker and (Restricted)						88		88
Police Officer		2						2
School Facilities Attendant (Restricted)		1						1
School Supervision Aide and (Restricted)			2		4	1		7
Senior Office Technician					2			2
Sheet Metal Worker		1						1
Special Education Assistant		2			4			6
Special Education Trainee					51			51
New Hire Total		**9**	**5**		**128**	**115**		**257**
REASSIGNMENT								
Area Food Services Supervisor							1	1
Assistant Buyer		1						1
Assistant Contract Administration Analyst	2							2
Assistant Plant Manager I		2						2
Associate IT Electronics Communication Technician		1						1
Associate Project Engineer I		2						2
Athletics Assistant					1			1
Building and Grounds Worker		6			6			12
Buyer		2						2
Campus Aide (Female/Restricted)			1					1
Campus Aide (Restricted)		1	1				1	3

Hire Data of All Classified Employees								
From April 1, 2026 to April 30, 2026								
By New Hire, Reassignment, and Rehire								
Classification	**Prov**	**Reg / Perm**	**Restr**	**Return Retiree**	**Subs**	**Temp 1GXX**	**Temp**	**Grand Total**
Early Education Center Aide I & (Restricted)		10	10		2			22
Early Education Center Attendant					1			1
Early Education Center Office Manager		1						1
Education Aide III & (Restricted)			1					1
Environmental Health Manager, Safety & Industrial Hygiene							1	1
Environmental Safety Officer		1						1
Facilities Cost Analyst		2						2
Food Production Assistant		2						2
Food Production Supervisor	1							1
Food Service Manager I	19	9					7	35
Food Service Manager II	10	1						11
Food Service Manager IV	5	2						7
Food Service Manager V	1	1					1	3
Food Service Manager VI	3							3
Food Service Manager VII	1							1
Food Service Worker		94			3		1	98
Food Service Worker II (Driving)	3	3					1	7
Health Care Assistant		2						2
Heating and Air Conditioning Fitter		5						5
Heavy Bus Driver		11						11
Instructional Aide (Transitional Kindergarten) & (Restricted)		3	4		3		4	14
Instructional Aide I & (Restricted)			1				1	2
Intermediate Accountant		1						1
IT Business Efficiency Analyst		1						1
Lieutenant		1						1
Light Bus Driver		12						12
Maintenance Worker	1							1
Musical Instrument Repair Supervisor		1						1
Office Technician		1		2	9			12
Operations Program Manager		2						2
Outdoor-Education Assistant						8		8
Out-of-School Program Supervisor and (Restricted)						7		7
Out-of-School Program Worker and (Restricted)						3		3
Payroll Specialist II		1						1
Plant Manager I		1					3	4
Plant Manager II		2					5	7

Hire Data of All Classified Employees								
From April 1, 2026 to April 30, 2026								
By New Hire, Reassignment, and Rehire								
Classification	**Prov**	**Reg / Perm**	**Restr**	**Return Retiree**	**Subs**	**Temp 1GXX**	**Temp**	**Grand Total**
Plant Manager III		1					3	4
Plant Manager IV							1	1
Plumber		1						1
Police Officer		1						1
Principal Financial Analyst	1							1
School Administrative Assistant		5					6	11
School Climate Advocate & (Restricted)			1					1
School Facilities Attendant (Restricted)		2			3			5
School Office Computer Coordinator (Adult)		1						1
School Safety Officer		1						1
School Supervision Aide and (Restricted)		1						1
Senior Carpenter		1						1
Senior Financial Manager		1						1
Senior Food Service Worker	12	32					5	49
Senior Human Resources Specialist		1						1
Senior Insurance Technician	1							1
Senior IT Electronics Communications Technician							1	1
Senior Legal Secretary		1						1
Senior Office Technician		3			4			7
Special Education Assistant		28			142			170
Special Education Trainee					68			68
Transportation Router							6	6
Reassignment Total	**60**	**265**	**19**	**2**	**242**	**18**	**48**	**654**
REHIRE								
Athletics Assistant					2			2
Building and Grounds Worker		1			1			2
Campus Aide (Restricted)			1					1
Early Education Center Aide I & (Restricted)					4			4
Early Education Center Attendant					1			1
Floor Covering Installer		1						1
Food Service Worker		2			3			5
Instructional Aide (Transitional Kindergarten) & (Restricted)			1		3			4
Office Technician					2			2
Outdoor-Education Assistant						2		2
Out-of-School Program Supervisor and (Restricted)						4		4
Out-of-School Program Worker and (Restricted)						7		7
School Administrative Assistant					1			1

Hire Data of All Classified Employees								
From April 1, 2026 to April 30, 2026								
By New Hire, Reassignment, and Rehire								
Classification	**Prov**	**Reg / Perm**	**Restr**	**Return Retiree**	**Subs**	**Temp 1GXX**	**Temp**	**Grand Total**
School Facilities Attendant (Restricted)		1						1
School Supervision Aide and (Restricted)					1			1
Senior Office Technician					1			1
Special Education Assistant		2			3			5
Special Education Trainee					18			18
Rehire Total		**7**	**2**		**40**	**13**		**62**
GRAND TOTAL	**60**	**281**	**26**	**2**	**410**	**146**	**48**	**973**

Summary
Temporary and Substitute employees are often needed for short periods of time to assume responsibilities for regular employees when they are unavailable; they are not intended to replace regular employees for an extended period of time. Positions for several classifications, such as Education Aides and Instructional Aides, are typically filled by restricted status employees.

LOS ANGELES UNIFIED SCHOOL DISTRICT
Human Resources Division

ATTACHMENT C

ROUTINE PERSONNEL ACTIONS

The Human Resources Division reports 46 certificated new hires during the time period covered by this report and a summary list of hires appears below. The 46 certificated new hires serve at schools and programs throughout the District and are comprised of both former employees selected from rehire lists and newly employed certificated employees. Substitute teachers continue to be hired to ensure increased coverage capacity for teacher absences.

Adult Ed Teacher, Day-to-Day Substitute	4
Early Childhood Ed Teacher	2
Elementary Teacher	2
Elementary Teacher, Day-to-Day Substitute	32
School Rec Therapist Specialist	1
Secondary Teacher	1
Teacher Assistant, Degree Track	4

LOS ANGELES UNIFIED SCHOOL DISTRICT
Human Resources Division

ATTACHMENT D

ROUTINE PERSONNEL ACTIONS – SENIOR MANAGEMENT

Approval of contract of employment for senior management employee amended by the Board of Education in closed session on May 13, 2026. See attached list.

LOS ANGELES UNIFIED SCHOOL DISTRICT
SENIOR MANAGEMENT CONTRACT

NAME	TITLE	SERVICE	START DATE	END DATE	'*STEP	ANNUAL SALARY	AUTO ALLOWANCE / OTHER
Michael McLean	Executive Officer of the Board of Education (Amendment)	Classified	7/01/2025 as Executive Officer of the Board of Education	6/30/2028	5 of 5	$232,965.60 as Executive Officer of the Board of Education; Supplemental pay of $1,250 per week while overseeing Office of Inspector General.	Automobile

* Employees who are in classifications with steps and are not at top step are eligible for an increase during contract.

ATTACHMENT E

LOS ANGELES UNIFIED SCHOOL DISTRICT

Approval of Routine Personnel Actions

Human Resources Division

BR-417-25/26

MATERIAL IS CONFIDENTIAL

Return to Order of Business

TAB 2

Los Angeles Unified School District

333 South Beaudry Ave,
Los Angeles, CA 90017

Board of Education Report

File #: Rep-418-25/26, **Version:** 1 **Agenda Date:** 6/12/2026
In Control: Human Resources

Provisional Internship Permits
Human Resources Division

Brief Description:
(Provisional Internship Permits) Recommends approval of 1 teacher to be employed under the Provisional Internship Permit

Action Proposed:
Approve request for 1 teachers to be employed under the Provisional Internship Permit pursuant to Title 5 California Code of Regulations, Section 80021.1.

Background:
The Provisional Internship Permit became effective on July 1, 2005 in anticipation of the phasing out of the former authorizing document. The Provisional Internship Permit is valid for one year and may not be renewed. During the first year of employment, the Provisional Intern teacher must meet all requirements for entrance into an accredited intern program.

The Los Angeles County Office of Education grants authority to the District to employ potential Provisional Interns on a Temporary County Certificate until such time that the Board of Education approves their employment under the Provisional Internship Permit. Commission on Teacher Credentialing (CTC) regulations require that the request to employ Provisional Interns be approved by the Board and submitted to the CTC within three months of the teachers beginning their assignment.

The CTC requires that the governing board be presented with a list of teachers to be employed under the Provisional Internship Permit (Attachment A).

Expected Outcomes:
The approval of Provisional Internship Permits will enable the District to continue to staff teacher vacancies in shortage subject fields with individuals committed to completing the requirements to enter into an intern program and subsequently earn a full credential.

Board Options and Consequences:
Approval of Provisional Internship Permits will afford the District the opportunity to hire new special education teachers who will be required to follow a prescribed and rigorous pathway that results in the earning of both full state and federal teacher certification.

If the Provisional Internship Permits are not approved, and a full-time teacher cannot be hired, classroom vacancies would be staffed by a series of individuals in possession of only Emergency 30-Day Substitute Teaching Permits. Day-to-day substitutes are not required to be enrolled in a teacher education program, and may only remain in a special education classroom for a maximum of twenty days, after which time they are

deemed by the State as inappropriately assigned.

Policy Implications:
This action does not change District policy.

Budget Impact:
These are contracted full time teachers working under a provisional internship permit. The positions are either norm funded, funded by division of special education or purchased by the school site

Student Impact:
The goal of Human Resources Division is to insure that there is an appropriately authorized teacher in every classroom. In areas of high need such as special education where there might be a teacher shortage, the District may approve the use of Provisional Internship Permits, which authorize a teacher candidate to step into the classroom as the teacher of record while they take the necessary steps to enroll in a credential program.

Equity Impact:
Not applicable

Issues and Analysis:
Not applicable

Attachments:
Attachment A - Teachers with Provisional Intern Permits

Submitted:
05/18/26

RESPECTFULLY SUBMITTED,

ANDRES E. CHAIT
Acting Superintendent

APPROVED & PRESENTED BY:

KRISTEN K. MURPHY
Associate Superintendent
Talent & Labor Relations

REVIEWED BY:

DEVORA NAVERA REED
General Counsel

✓ Approved as to form.

APPROVED & PRESENTED BY:

FRANCISCO J. SERRATO
Chief Human Resources Officer
Human Resources Division

REVIEWED BY:

KURT E. JOHN
Deputy Chief Financial Officer

✓ Approved as to budget impact statement.

Attachment A

Teachers with
Provisional Intern
Permits

No.	Name	School	Region	BD	Subject	Effective
1	Zitlalic Tanory	Wadsworth Avenue Elementary	East	5	Extensive Support Needs & Mild/Moderate Support Needs	3/27/2026

Return to Order of Business

TAB 3

Los Angeles Unified School District

333 South Beaudry Ave,
Los Angeles, CA 90017

Board of Education Report

File #: Rep-448-25/26, Version: 1 Agenda Date: 6/12/2026
In Control: School Operations

Renaming of Cesar E. Chavez Learning Academy
Division of School Operations

Brief Description:
(Renaming of Cesar E. Chavez Learning Academy) Recommends approval of renaming the school to Arroyo High School.

Action Proposed:
Approve the renaming of Cesar E. Chavez Learning Academy to Arroyo High School consistent with BUL-5549.4 (Naming/Renaming Schools, Buildings, Fields and Other Spaces on Campus). The school is in Board District 6, Region North.

Background:
As a result of the Board Resolution-052-25/26 and in accordance with District school renaming policy BUL-5549.4, the school completed all required steps in the renaming process and submitted documentation to the Division of School Operations. The renaming committee was established in March 2026, immediately following the resolution, in alignment with the District's commitment to standing with survivors and recognizing farmworkers. As stated in the resolution, "The District is committed to the safety of children and families and ensuring that the histories we uplift are accurate and provide students with role models who fully embody our values of equity and justice." The committee included teachers, parents, students, and community partners to ensure diverse perspectives and that all voices were heard. After three (3) weeks of engagement and input, the school community reached a final decision.

The committee proposed three (3) names: Valley High School, Rudy Acuna High School, and Arroyo High School. These options were developed through community input and thoughtful consideration of the school's identity and values. The selected name, Arroyo High School, is based on the street where the school is located, strengthening its connection to the community and reflecting a shared sense of place. Renaming the school aligns with the District's stance on supporting survivors while reinforcing a positive and inclusive environment for students.

Expected Outcomes:
As a result of the resolution, Los Angeles Unified School District Board approved proceeding with renaming the schools affiliated with Cesar E. Chavez.

Board Options and Consequences:
If the Board of Education votes "Yes," the name of the school will change from Cesar E. Chavez Learning Academy to Arroyo High School.

Policy Implications:
N/A

Budget Impact:
The total estimated cost associated with the school renaming includes hardwood floor abatement in the gym (FETU), estimated at $35,000, followed by refinishing the gym's hardwood floor with the new name at a cost of $85,000. Additional work includes removing and replacing metal lettering on the front of the school for $25,000, as well as removing and replacing crash pads and banners in the gym for $30,000. Finally, the Lexan panel with the name on the marquee will be removed and replaced at a cost of $4,000, for a total estimated cost of $179,000. The funds are available in the school's account under Program Code 13986 - School Determined Needs.

Student Impact:
Renaming the school will help empower students and strengthen their sense of identity, while the new name will create a deeper, more meaningful connection to the community it serves.

Equity Impact:
N/A

Issues and Analysis:
N/A

Below is the breakdown of the voting that took place. There was a total of 1,063 collected votes.

Proposed School Names	Staff	%	Parents/Community	%	Students	%	Total
Valley High School	33	27	61	28	233	32	327
Arroyo High School	77	63	122	56	358	50	557
Rudy Acuna High School	12	10	35	16	132	18	179
TOTAL	122	100	218	100	723	100	1063

Attachments:
N/A

Submitted:
06/02/26, Revision #1

RESPECTFULLY SUBMITTED,

ANDRES E. CHAIT
Acting Superintendent

APPROVED & PRESENTED BY:

PEDRO SALCIDO
Deputy Superintendent
Business Services & Operations

REVIEWED BY:

DEVORA NAVERA REED
General Counsel

✓ Approved as to form.

APPROVED & PRESENTED BY:

DEBRA BRYANT
Interim Chief of School Operations
Division of School Operations

REVIEWED BY:

KURT E. JOHN
Deputy Chief Financial Officer

✓ Approved as to budget impact statement.

Return to Order of Business

TAB 4

Los Angeles Unified School District

333 South Beaudry Ave,
Los Angeles, CA 90017

Board of Education Report

File #: Rep-446-25/26, Version: 1 Agenda Date: 6/12/2026
In Control: School Operations

Renaming of Cesar Chavez Elementary School
Division of School Operations

Brief Description:
(Renaming of Cesar Chavez Elementary School) Recommends approval of renaming the school to Oakland Street Elementary School.

Action Proposed:
Approve the renaming of Cesar Chavez Elementary School to Oakland Street Elementary School consistent with BUL-5549.4 (Naming/Renaming Schools, Buildings, Fields and Other Spaces on Campus). The school is in Board District 2, Region East.

Background:
As a result of the Board Resolution-052-25/26, and in accordance with District school renaming policy BUL 5549.4, the school completed all required steps of the renaming process and submitted supporting documentation to the Division of School Operations. The renaming committee was established in March 2026, immediately following Board Resolution-052-25/26, demonstrating the District's commitment to standing with survivors and recognizing the contributions of farmworkers. As stated in the resolution, "The District is committed to the safety of children and families and ensuring that the histories we uplift are accurate and provide students with role models who fully embody our values of equity and justice."

The committee included teachers, parents, students, and community partners, ensuring a broad and inclusive representation of stakeholder voices throughout the process. After three (3) weeks of engagement and input gathering, the school community reached a final decision. The committee proposed three (3) names: Oakland Street Elementary School, Eagles Elementary School, and Arroyo Elementary School. Following a thorough review and community input, the school community unanimously selected Oakland Street Elementary School, named after the street on which the school is located. The selected name reflects the school's connection to the El Sereno community and supports alignment with the District's values and its commitment to standing with survivors.

Expected Outcomes:
As a result of the resolution, the Los Angeles Unified School District Board approved proceeding with renaming schools affiliated with Cesar Chavez.

Board Options and Consequences:
If the Board of Education votes "Yes," the name of the school will change from Cesar Chavez Elementary School to Oakland Street Elementary School.

Policy Implications:
None

Budget Impact:
The total estimated cost associated with the school renaming, including updates to the exterior lettering at the front of the school is approximately $30,000. The funds are available in the school's account under Program Code 13986 - School Determined Needs.

Student Impact:
Renaming the school will help empower students and strengthen their sense of identity, while the new name will create a deeper, more meaningful connection to the community it serves.

Equity Impact:
N/A

Issues and Analysis:
N/A

Below is the breakdown of the voting that took place. There was a total of 314 collected votes.

Proposed School Names	Staff	%	Parents/Community	%	Students	%	Total
Oakland Street Elementary	40	82%	101	68%	70	60%	211
Eagles Elementary	5	10%	24	16%	29	25%	58
Arroyo Elementary	4	8%	24	16%	17	15%	45
TOTAL	49	100%	149	100%	116	100%	314

Attachments:
N/A

Submitted:
06/02/26, Revision #1

RESPECTFULLY SUBMITTED,

ANDRES E. CHAIT
Acting Superintendent

APPROVED & PRESENTED BY:

PEDRO SALCIDO
Deputy Superintendent
Business Services & Operations

REVIEWED BY:

DEVORA NAVERA REED
General Counsel

✓ Approved as to form.

APPROVED & PRESENTED BY:

DEBRA BRYANT
Interim Chief of School Operations
Division of School Operations

REVIEWED BY:

KURT E. JOHN
Deputy Chief Financial Officer

✓ Approved as to budget impact statement.

Return to Order of Business

TAB 5

Los Angeles Unified School District

333 South Beaudry Ave,
Los Angeles, CA 90017

Board of Education Report

File #: Rep-439-25/26, **Version:** 1 **Agenda Date:** 6/12/2026
In Control: Facilities

Define and Approve Seven Shade Structure Over Play Equipment Projects and Amend the Facilities Services Division Strategic Execution Plan to Incorporate Therein
Facilities Services Division

Brief Description:
(Define and Approve Seven Shade Structure Over Play Equipment Projects and Amend the Facilities Services Division Strategic Execution Plan to Incorporate Therein) Recommends definition and approval of seven shade structure over play equipment projects, as detailed in Exhibit A (Projects). Also recommends amendment of the Facilities Services Division (Facilities) Strategic Execution Plan (SEP) to include these projects, with a combined budget of $3,867,816, and authorize the Chief Procurement Officer, Chief Facilities Executive, and/or designee(s) to take all legally permissible actions to implement the projects including executing instruments, budget modifications, and procurement of equipment and materials.

Action Proposed:
1. Define and approve seven Shade Structure Over Play Equipment Projects, as listed on Exhibit A, and amend the Facilities SEP to incorporate therein. The total combined budget for these proposed Projects is $3,867,816.

2. Authorize the Chief Procurement Officer, Chief Facilities Executive, and/or their designee(s) to execute all reasonable instruments, as legally permissible, to implement the proposed Projects including budget modifications and procurement of equipment and materials.

Background:
On August 7, 2024, the Board of Education (Board) adopted a resolution ordering an election on November 5, 2024, to authorize the issuance of school bonds (Measure US). The same action approved the Proposed 2024 Bond Priorities, Funding Targets and Implementation Strategies for Measure US, which help guide the identification of sites and development of project proposals. The School Upgrade Program (SUP), representing the current phase of the bond program, was updated to incorporate these priorities, funding targets, and implementation strategies after the approval of Measure US by voters. These included, among other priorities, the development of projects to provide shade structures over playground equipment to mitigate heat and improve the quality of outdoor environments for students.

The District plans to deliver shade structure over play equipment projects at approximately 49 campuses, with each Board District anticipated to receive projects at seven schools, representing a total investment of approximately $40 million. Schools with a 2025-2026 enrollment of 250 students or more and the highest Student Equity Need Index (SENI) scores are prioritized in efforts to benefit the greatest number of students while considering socio-economic factors. Projects are systematically planned for Board action in phases through the first quarter of 2027.

Bond Oversight Committee Recommendations:
This item was considered by the School Construction Bond Citizens' Oversight Committee (BOC) at its meeting on May 28, 2026, as referenced in Exhibit B. The presentation that was provided is included as Exhibit C. Staff has concluded that this proposed Facilities SEP amendment is in alignment with BOC recommendations and will facilitate the Los Angeles Unified School District's (Los Angeles Unified or District) ability to successfully implement the Facilities SEP.

Expected Outcomes:
Staff anticipates that the Board of Education will adopt the proposed amendment to the Facilities SEP to define and approve the seven proposed Projects. Approval will authorize staff to proceed with the implementation of the proposed Projects to improve student health, safety, and educational quality.

Board Options and Consequences:
Adoption of the proposed action will authorize staff to proceed with the expenditure of Bond Program funds to undertake the proposed Projects in accordance with the provisions set forth in Los Angeles Unified local bond measures K, R, Y, Q, RR, and US. If the proposed action is not approved, Bond Program funds will not be expended, and the efforts to mitigate playground heat will remain unaddressed.

Policy Implications:
The proposal is consistent with Los Angeles Unified's long-term goal to address unmet school facilities needs as described in local bond measures. The proposed action advances Los Angeles Unified's 2022-2026 Strategic Plan, Pillar 4 Operational Effectiveness, Modernizing Infrastructure by providing shade structures over play equipment at schools. Moreover, the Projects support the Board Resolution on Resilient Schools: Extreme Heat Mitigation & Disaster Preparedness at LAUSD.

Budget Impact:
The total combined budget for the seven proposed Projects is $3,867,816 and will be funded with Bond Program funds targeted in the SUP for major modernizations, upgrades, and reconfigurations to school campuses.

The project budget for Reseda Elementary School includes a contribution of $200,700 to upgrade the school's playground matting from Bond Program funds targeted in the SUP for critical replacements which will be transferred to funds targeted in the SUP for major modernizations, upgrades, and reconfigurations to school campuses.

Each project budget was prepared based on the current information known and assumptions about the proposed project scopes, site conditions, and market conditions. Individual project budgets will be reviewed as new information becomes known or unforeseen conditions arise and will be adjusted accordingly to enable the successful completion of each project.

Student Impact:
Approval of the proposed Projects enables the District to continue ongoing efforts to undertake facilities improvements that help ensure the approximately 2,900 current and future students attending these seven schools are provided with safe and healthy outdoor play areas that offer shade to mitigate heat.

Issues and Analysis:
It may be necessary to undertake feasibility studies, site analysis, scoping, and/or due diligence activities on the

proposed Projects. The Office of Environmental Health and Safety (OEHS) will evaluate the proposed Projects in accordance with the California Environmental Quality Act (CEQA) to ensure compliance.

Attachments:
Exhibit A - Shade Structure Over Play Equipment Projects
Exhibit B - BOC Resolution
Exhibit C - BOC Presentation

Submitted:
05/18/26

RESPECTFULLY SUBMITTED,

ANDRES E. CHAIT
Acting Superintendent

APPROVED BY:

PEDRO SALCIDO
Deputy Superintendent,
Business Services and Operations

REVIEWED BY:

DEVORA NAVERA REED
General Counsel

✓ Approved as to form.

APPROVED & PRESENTED BY:

KRISZTINA TOKES
Chief Facilities Executive
Facilities Services Division

REVIEWED BY:

KURT E. JOHN
Deputy Chief Financial Officer

✓ Approved as to budget impact statement.

APPROVED & PRESENTED BY:

MARK CHO
Deputy Director of Facilities
Maintenance and Operations
Facilities Services Division

LOS ANGELES UNIFIED SCHOOL DISTRICT
Board of Education Report

Exhibit A
Shade Structure Over Play Equipment Projects

Anticipated Construction Start: Q2-2027
Anticipated Construction Completion: Q3-2027

Item	BD	Region	School	Project Description	Project Budget
1	3	North	Blythe ES	Install a new shade structure to cover a 30' x 40' x 12' area over play equipment and provide accessibility upgrades as required.	$429,019
2	3	North	Cantara ES	Install two new joined shade structures to cover a 30' x 60' x 15' area over play equipment and provide accessibility upgrades as required.	$528,569
3	3	North	Stagg ES	Install two new joined shade structures to cover a 30' x 80' x 15' area over play equipment and provide accessibility upgrades as required.	$583,487
4	4	North	Reseda ES*	Install two new joined shade structures to cover a 20' x 60' x 15' area over play equipment, install approximately 3,400 square feet of new playground matting, and provide accessibility upgrades as required.	$729,015
5	6	North	Chase ES	Install two new joined shade structures to cover a 20' x 60' x 15' area over play equipment and provide accessibility upgrades as required.	$532,508
6	6	North	Ranchito ES	Install a new shade structure to cover a 40' x 40' x 15' area over play equipment and provide accessibility upgrades as required.	$485,731
7	6	North	Valerio ES	Install two new joined shade structures to cover a 30' x 80' x 15' area over play equipment and provide accessibility upgrades as required.	$579,487
				Total	**$3,867,816**

* The project budget for Reseda Elementary School includes a contribution of $200,700 to upgrade the school's playground matting from Bond Program funds targeted in the SUP for critical replacements which will be transferred to funds targeted in the SUP for major modernizations, upgrades, and reconfigurations to school campuses.

LOS ANGELES UNIFIED SCHOOL DISTRICT

SCHOOL CONSTRUCTION BOND CITIZENS' OVERSIGHT COMMITTEE

D. Michael Hamner, FAIA, Chair
American Institute of Architects
Robert Campbell, Vice-Chair
L.A. Co. Auditor-Controller's Office
Dr. Samantha Rowles, Secretary
LAUSD Student Parent
Patrick MacFarlane, Executive Committee
Early Education Coalition
Scott Pansky, Executive Committee
L.A. Area Chamber of Commerce

Joseph P. Buchman – Legal Counsel
Burke, Williams & Sorensen, LLP
Lori Raineri and Keith Weaver – Oversight Consultants
Government Financial Services Joint Powers Authority

Bevin Ashenmiller
Tenth District PTSA
Neelura Bell
CA Charter School Association
Sandra Betts
CA Tax Reform Association
Chad Boggio
L.A. Co. Federation of Labor AFL-CIO
Mellina Lathe
LAUSD Student Parent
Charlotte Lerchenmuller
Assn. of CA School Admin. - Retired
Aleigh Lewis
L.A. City Controller's Office
Jennifer McDowell
L.A. City Mayor's Office
Brian Mello
Assoc. General Contractors of CA

Tamar Poladian-Perron
31st District PTSA
Rachelle Anema (Alternate)
L.A. Co. Auditor-Controller's Office
Monica Carlos (Alternate)
LAUSD Student Parent
Ashley Kaiser (Alternate)
Assoc. General Contractors of CA
Asha Lang (Alternate)
LAUSD Student Parent
Jeanalee Obergfell (Alternate)
L.A. City Mayor's Office
Brendan Sullivan (Alternate)
Tenth District PTSA

Timothy Popejoy
Bond Oversight Administrator
Perla Zitle
Bond Oversight Coordinator

RESOLUTION 2026-13

BOARD REPORT NO. 439-25/26

RECOMMENDING BOARD APPROVAL TO DEFINE AND APPROVE SEVEN SHADE STRUCTURE OVER PLAY EQUIPMENT PROJECTS AND AMEND THE FACILITIES SERVICES DIVISION STRATEGIC EXECUTION PLAN TO INCORPORATE THEREIN

WHEREAS, Los Angeles Unified School District (District) Staff proposes that the Board of Education (Board) define and approve seven Shade Structure Over Play Equipment Projects (Projects) with a combined budget of $3,867,816 as described in Board Report 439-25/26 attached hereto, and amend the Facilities Services Division (Facilities) Strategic Execution Plan (SEP) to incorporate therein; and

WHEREAS, District Staff also requests that the Board authorize the Chief Procurement Officer and/or the Chief Facilities Executive and/or their designee(s) to execute all reasonable instruments, as legally permissible, to implement the proposed Projects including budget modifications and procurement of equipment and materials; and

WHEREAS, The proposed Projects are consistent with the Los Angeles Unified School District (Los Angeles Unified or District)'s long-term goal to address unmet school facilities needs as described in Los Angeles Unified local bond measures. Moreover, the Projects support the Board Resolution on Resilient Schools: Extreme Heat Mitigation & Disaster Preparedness at LAUSD; and

WHEREAS, District Staff has determined that the proposed Projects are necessary to improve student health, safety, and educational quality; and

WHEREAS, the Board of Education's approval of the proposed Projects will authorize District Staff to proceed with the expenditure of bond funds to undertake the Projects in accordance with the provisions set forth in Los Angeles Unified local bond measures K, R, Y, Q, RR, and US; and

WHEREAS, the seven proposed Projects will be funded with Bond Program funds targeted in the SUP for major modernizations, upgrades, and reconfigurations to school campuses. The project budget for Reseda Elementary School includes a contribution of $200,700 to upgrade the school's playground matting from Bond Program funds targeted in the SUP for critical replacements which will be transferred to funds targeted in the SUP for major modernizations, upgrades, and reconfigurations to school campuses; and

WHEREAS, the District's Office of the General Counsel has reviewed the proposed Projects and determined that they may proceed to the School Construction Citizens' Bond Oversight Committee (BOC) for its consideration for recommendation to the Board of Education; and

WHEREAS, District Staff has concluded that this proposed Facilities SEP amendment will facilitate Los Angeles Unified's ability to successfully complete the Facilities SEP.

NOW, THEREFORE, BE IT RESOLVED THAT:

1. The BOC recommends that the Board of Education define and approve seven projects that provide shade structures over play equipment with a combined budget of $3,867,816 and amend the Facilities SEP to incorporate therein, as described in Board Report 439-25/26, a copy of which is attached hereto in the form it was presented to the BOC and is incorporated herein by reference.

2. This resolution shall be transmitted to the Los Angeles Unified School District Board of Education and posted on the BOC's website.

3. The District is directed to track the above recommendation and to report on the adoption, rejection, or pending status of the recommendations as provided in section 6.2 of the Charter and Memorandum of Understanding between the BOC and the District.

ADOPTED on May 28, 2026, by the following vote:

AYES: 10 ABSTENTIONS: 0

NAYS: 0 ABSENCES: 5

/Michael Hamner/
D. Michael Hamner
Chair

/Robert Campbell/
Robert Campbell
Vice-Chair

LAUSD UNIFIED

Shade Structure Over Play Equipment Projects

Bond Oversight Committee Meeting
May 28, 2026

Shade Structure Over Play Equipment Projects

Anticipated Construction Schedule: Q2-2027 to Q3-2027

Item	Board District	Region	School	Structure Size & Height	Enrollment	Project Budget
1	3	North	Blythe ES	30’ x 40’ x 12’	324	$429,019
2	3	North	Cantara ES	30' x 60' x 15'	342	$528,569
3	3	North	Stagg ES	30' x 80' x 15'	419	$583,487
4	4	North	Reseda ES*	20' x 60' x 15'	346	$729,015
5	6	North	Chase ES	20' x 60' x 15'	398	$532,508
6	6	North	Ranchito ES	40' x 40' x 15'	418	$485,731
7	6	North	Valerio ES	30' x 80' x 15'	645	$579,487
					Total	**$3,867,816**

*The project budget for Reseda ES includes a contribution of $200,700 to upgrade the school’s playground matting from Bond Program funds targeted in the School Upgrade Program (SUP) for critical replacements which will be transferred to funds targeted in the SUP for major modernizations, upgrades, and reconfigurations to school campuses.

LAUSD UNIFIED

Shade Structure Examples

Enadia Way Technology Charter

Sylvan Park ES

Glenwood ES

Tulsa ES

Questions?

Return to Order of Business

TAB 6

Los Angeles Unified School District

333 South Beaudry Ave,
Los Angeles, CA 90017

Board of Education Report

File #: Rep-437-25/26, Version: 1 Agenda Date: 6/12/2026
In Control: Facilities

Approve the Definition of Three Seismic Modernization Projects and Amend the Facilities Services Division Strategic Execution Plan to Incorporate Therein
Facilities Services Division

Brief Description:
(Approve the Definition of Three Seismic Modernization Projects and Amend the Facilities Services Division Strategic Execution Plan to Incorporate Therein) Recommends definition and approval of three seismic modernization projects as detailed in Exhibit A; amendment of the Facilities Services Division (Facilities) Strategic Execution Plan (SEP) to incorporate therein; and authorization for the Chief Procurement Officer, Chief Facilities Executive, and/or designee(s) to take all legally permissible actions to implement the projects including executing instruments, budget modifications, and procurement of equipment and materials.

Action Proposed:

1. Define and approve three seismic modernization projects at Normandie Elementary School, 107th Street Elementary School, and Narbonne High School as described in Exhibit A with a total combined budget of $496,889,651, and amend the Facilities SEP to incorporate therein.

2. Authorize the Chief Procurement Officer, the Chief Facilities Executive, and/or their designee(s) to execute all reasonable instruments, as legally permissible, to implement the proposed projects including budget modifications and the purchase of equipment and materials.

Background:
On August 7, 2024, the Board of Education (Board) adopted a resolution ordering an election on November 5, 2024, to authorize the issuance of school bonds (Measure US). The same action approved the Proposed 2024 Bond Priorities, Funding Targets and Implementation Strategies for Measure US, which help guide the identification of sites and development of project proposals. The School Upgrade Program (SUP), representing the current phase of the bond program, was updated to incorporate these priorities, funding targets, and implementation strategies after the approval of Measure US by voters. These included continuing major modernizations, upgrades and reconfigurations to school campuses with one of the key priorities being to replace and/or modernize school buildings with seismic vulnerabilities to meet today's building, safety, and learning standards.

As part of this effort, the Los Angeles Unified School District (Los Angeles Unified) engaged an independent structural engineering firm, John A. Martin and Associates (JAMA), in 2024-2025 to generate a prioritized ranking of District-owned buildings for seismic and structural evaluation. JAMA considered a number of factors including guidance that was issued by the Division of the State Architect (DSA) in 2022 for evaluating buildings which used the lift slab method for construction (Lift Slab) and Seismic Performance Prediction Platform software based on the Federal Emergency Management Agency P-154 methodology. Lift Slab buildings were identified as the highest priority for evaluation. Additionally, school sites with the highest reliance on square footage in Lift Slab buildings and/or sites where classroom utilization allows for

constructing outdoor learning and open space in place of Lift Slab buildings were prioritized.

The three seismic modernization projects in Exhibit A will provide the necessary capacity for new classrooms and support spaces in permanent buildings to support student learning environments. The proposed projects also include improvements to areas of each campus impacted by the project including improved outdoor spaces, exterior painting of remaining permanent buildings and structures to create a cohesive aesthetic across each campus, accessibility improvements, and other required code upgrades.

The development of each proposed project considered site accessibility, safety, supervision, optimal site configuration and utilization, play space, enrollment projections, educational programs, and operational impacts during construction. The school sites for the three seismic modernization projects are located in Board Districts 1 (Sherlett Hendy Newbill) and 7 (Tanya Ortiz Franklin).

Bond Oversight Committee Recommendations:
This item was considered by the School Construction Bond Citizens' Oversight Committee (BOC) at its meeting on May 28, 2026, as referenced in Exhibit B. The presentation that was provided is included as Exhibit C. Staff has concluded that this proposed Facilities SEP amendment is in alignment with BOC recommendations and will facilitate Los Angeles Unified's ability to successfully complete the Facilities SEP.

Expected Outcomes:
Approval of the proposed actions will enable staff to proceed with the implementation of the three proposed projects.

The seismic modernization projects, once completed, will help ensure that students attending these schools are provided with a safe, healthy environment that supports educational programs and student academic achievement.

Board Options and Consequences:
Adoption of the proposed action will authorize staff to proceed with the expenditure of Bond Program funds and begin the environmental reviews and clearances, design, procurement, construction, and other activities necessary to implement the proposed projects.

If the proposal is not approved, the seismic modernization projects will not commence, and the schools will not benefit from the replacement of Lift Slab buildings and associated campus upgrades.

Policy Implications:
The proposal does not impact Los Angeles Unified policy. The proposed projects support the implementation of the update to the School Upgrade Program (SUP) to integrate Measure US funding and priorities into its operational framework. Furthermore, the proposal is consistent with the District's long-term goal to improve seismic safety as described in Measure US. The proposed action advances Los Angeles Unified's 2022-2026 Strategic Plan, Pillar 4 Operational Effectiveness, Modernizing Infrastructure by improving seismic safety at schools.

Budget Impact:
The combined budget for the three proposed seismic modernization projects is $496,889,651. The proposed projects in Exhibit A will be funded by Bond Program funds in the SUP targeted for major modernizations, upgrades, and reconfigurations to school campuses.

The proposed budgets were prepared based on the current information known, and assumptions about the proposed project scope, site conditions, and market conditions. The project budgets will be reviewed throughout the planning, design, and construction phases as new information becomes known or unforeseen conditions arise and will be adjusted accordingly to enable the successful completion of the proposed projects.

Student Impact:
The proposed Seismic Modernization Projects, once completed, will help ensure students attending these schools are provided with safe, welcoming learning environments that support student-centered and engaged learning.

Issues and Analysis:
The proposed projects support the District's efforts to address buildings prioritized for seismic safety improvements. Staff will implement all opportunities to minimize impacts on school operations and ongoing educational programs.

The Office of Environmental Health and Safety (OEHS) will evaluate the proposed projects in accordance with the California Environmental Quality Act (CEQA).

Attachments:
Exhibit A: Scope, Budget, and Schedule for Three Seismic Modernization Projects
Exhibit B: BOC Resolution
Exhibit C: BOC Presentation

Submitted:
05/18/26

RESPECTFULLY SUBMITTED,

ANDRES E. CHAIT
Acting Superintendent

APPROVED & PRESENTED BY:

PEDRO SALCIDO
Deputy Superintendent,
Business Services and Operations

REVIEWED BY:

DEVORA NAVERA REED
General Counsel

✓ Approved as to form.

APPROVED & PRESENTED BY:

KRISZTINA TOKES
Chief Facilities Executive
Facilities Services Division

REVIEWED BY:

KURT E. JOHN
Deputy Chief Financial Officer

✓ Approved as to budget impact statement.

APPROVED & PRESENTED BY:

ISSAM DAHDUL
Director of Facilities
Planning & Development
Facilities Services Division

LOS ANGELES UNIFIED SCHOOL DISTRICT
Board of Education Report

Exhibit A
Scope, Budget, and Schedule for Three Seismic Modernization Projects

1. Normandie Elementary School – Seismic Modernization Project
Board District 1 (Sherlett Hendy Newbill), Region South

The proposed project includes, but is not limited to:

- Construction of approximately 3 new kindergarten classrooms as well as administration office, library, covered walkway, and associated infrastructure upgrades.
- Construction of a new central plant with utility connections to new and remaining buildings on campus.
- Demolition and/or removal of up to a total of 4 buildings containing 22 classrooms including: 2 lift slab buildings containing 18 classrooms, administration office, support spaces, maintenance and operations, with bridge and covered walkway connected to adjacent buildings; 1 permanent classroom building containing 3 kindergarten classrooms and support spaces; and 1 relocatable building containing 1 classroom.
- Installation of a new campus-wide fire alarm system.
- Site improvements including utility upgrades, landscaping, hardscaping, parking, and new play areas with new matting, playground equipment, and shade structure for the kindergarten playground.
- Exterior painting of remaining buildings and structures.
- Requirements from the Americans with Disabilities Act (ADA), Division of the State Architect (DSA), California Environmental Quality Act (CEQA), Department of Toxic Substances Control (DTSC), or other improvements to ensure compliance with local, state, and federal requirements.

Total Project Budget: $76,937,287

Project Schedule: Construction activities are anticipated to begin in Q1-2029 and be completed in Q2-2031.

LOS ANGELES UNIFIED SCHOOL DISTRICT
Board of Education Report

Exhibit A
Scope, Budget, and Schedule for Three Seismic Modernization Projects

2. 107th Street Elementary School – Seismic Modernization Project
Board District 7 (Tanya Ortiz Franklin), Region South

The proposed project includes, but is not limited to:

- Construction of approximately 26 new classrooms as well as support spaces, library, maintenance and operations, covered walkways, and associated infrastructure upgrades.
- Demolition and/or removal of up to a total of 9 buildings containing 41 classrooms including: 2 lift slab buildings containing 27 classrooms, support spaces, maintenance and operations, with covered walkways connected to adjacent building; and 7 relocatable buildings containing 14 classrooms and support spaces.
- Installation of a new campus-wide fire alarm system.
- Site improvements include utility upgrades, landscaping, hardscaping, and new play areas.
- Exterior painting of remaining buildings and structures.
- Installation and removal of temporary use facilities as necessary to support school programs during construction.
- Requirements from the ADA, DSA, CEQA, DTSC, or other improvements to ensure compliance with local, state, and federal requirements.

Project Budget: $155,556,436

Project Schedule: Construction activities are anticipated to begin in Q3-2029 and be completed in Q2-2032.

LOS ANGELES UNIFIED SCHOOL DISTRICT
Board of Education Report

Exhibit A
Scope, Budget, and Schedule for Three Seismic Modernization Projects

3. Narbonne High School – Seismic Modernization Project
Board District 7 (Tanya Ortiz Franklin), Region South

The proposed project includes, but is not limited to:

- Construction of approximately 21 new classrooms as well as support spaces, administration and health unit, student store, and maintenance and operations.
- Demolition and/or removal of up to a total of 22 buildings containing 62 classrooms including: 10 lift slab buildings containing 40 classrooms, support spaces, administration and health unit, student store, and maintenance and operations; 1 permanent classroom building containing four classrooms and support spaces; 11 relocatable buildings containing 18 classrooms and support spaces; and covered walkways.
- Installation of a new campus-wide fire alarm system.
- Site improvements include utility upgrades, landscaping, hardscaping, and fencing and gates.
- Exterior painting of remaining buildings and structures.
- Installation and removal of temporary use facilities as necessary to support school programs during construction.
- Requirements from the ADA, DSA, CEQA, DTSC, or other improvements to ensure compliance with local, state, and federal requirements.

Project Budget: $264,395,928

Project Schedule: Construction activities are anticipated to begin in Q3-2029 and be completed in Q4-2033.

LOS ANGELES UNIFIED SCHOOL DISTRICT

SCHOOL CONSTRUCTION BOND CITIZENS' OVERSIGHT COMMITTEE

D. Michael Hamner, FAIA, Chair
American Institute of Architects
Robert Campbell, Vice-Chair
L.A. Co. Auditor-Controller's Office
Dr. Samantha Rowles, Secretary
LAUSD Student Parent
Patrick MacFarlane, Executive Committee
Early Education Coalition
Scott Pansky, Executive Committee
L.A. Area Chamber of Commerce

Joseph P. Buchman – Legal Counsel
Burke, Williams & Sorensen, LLP
Lori Raineri and Keith Weaver – Oversight Consultants
Government Financial Services Joint Powers Authority

Bevin Ashenmiller
Tenth District PTSA
Neelura Bell
CA Charter School Association
Sandra Betts
CA Tax Reform Association
Ashley Kaiser
Assoc. General Contractors of CA
Mellina Lathe
LAUSD Student Parent
Charlotte Lerchenmuller
Assn. of CA School Admin. - Retired
Aleigh Lewis
L.A. City Controller's Office
Jennifer McDowell
L.A. City Mayor's Office

Tamar Poladian-Perron
31st District PTSA
Rachelle Anema (Alternate)
L.A. Co. Auditor-Controller's Office
Monica Carlos (Alternate)
LAUSD Student Parent
Asha Lang (Alternate)
LAUSD Student Parent
Jeanalee Obergfell (Alternate)
L.A. City Mayor's Office
Jason Peterson (Alternate)
L.A. Co. Federation of Labor AFL-CIO
Brendan Sullivan (Alternate)
Tenth District PTSA

Timothy Popejoy
Bond Oversight Administrator
Perla Zitle
Bond Oversight Coordinator

RESOLUTION 2026-12

BOARD REPORT NO. 437-25/26

RECOMMENDING BOARD APPROVAL TO DEFINE AND APPROVE THREE SEISMIC MODERNIZATION PROJECTS AND AMEND THE FACILITIES SERVICES DIVISION STRATEGIC EXECUTION PLAN TO INCORPORATE THEREIN

WHEREAS, Los Angeles Unified School District (District) Staff proposes that the Board of Education (Board) define and approve three seismic modernization projects at Normandie Elementary School, 107th Street Elementary School, and Narbonne High School and amend the Facilities Services Division (Facilities) Strategic Execution Plan (SEP) to incorporate therein, as described in Board Report 437-25/26; and

WHEREAS, District Staff also requests that the Board authorize the Chief Procurement Officer and/or the Chief Facilities Executive and/or their designee(s) to execute all reasonable instruments, as legally permissible, to implement the proposed projects including budget modifications and the purchase of equipment and materials; and

WHEREAS, Seismic modernization projects have been prioritized within the School Upgrade Program (SUP) to replace and/or modernize school buildings with seismic vulnerabilities to meet today's building, safety, and learning standards; and

WHEREAS, The school sites were prioritized based on the campuses with the highest reliance on square footage in Lift Slab buildings and/or sites where classroom utilization allows for constructing outdoor learning and open space in place of Lift Slab buildings. The development of each proposed project considered site accessibility, safety, supervision, optimal site configuration and utilization, play space, enrollment projections, educational programs, and operational impacts; and

WHEREAS, The three seismic modernization projects will provide the necessary capacity for new classrooms and support spaces in permanent buildings to support student learning environments. The proposed projects also include improvements to areas of each campus impacted by the project including

improved outdoor spaces, exterior painting of remaining permanent buildings and structures to create a cohesive aesthetic across each campus, accessibility improvements, and other required code upgrades; and

WHEREAS, The combined budget for the three proposed seismic modernization projects is $496,889,651. The proposed projects will be funded by Bond Program funds in the SUP targeted for major modernizations, upgrades, and reconfigurations to school campuses; and

WHEREAS, the District Office of General Counsel has reviewed the proposed projects and determined that they may proceed to the School Construction Citizens' Bond Oversight Committee (BOC) for its consideration for recommendation to the Board of Education; and

WHEREAS, District Staff has concluded that this proposed Facilities SEP amendment will facilitate Los Angeles Unified's ability to successfully implement the Facilities SEP.

NOW, THEREFORE, BE IT RESOLVED THAT:

1. The BOC recommends that the Board of Education define and approve three seismic modernization projects at Normandie Elementary School, 107th Street Elementary School, and Narbonne High School and amend the Facilities Services Division (Facilities) Strategic Execution Plan (SEP) to incorporate therein, as described in Board Report 437-25/26, a copy of which is attached hereto in the form it was presented to the BOC and is incorporated herein by reference.

2. This resolution shall be transmitted to the Los Angeles Unified School District Board of Education and posted on the Oversight Committee's website.

3. Los Angeles Unified is directed to track the above recommendation and to report on the adoption, rejection, or pending status of the recommendations as provided in section 6.2 of the Charter and Memorandum of Understanding between the BOC and Los Angeles Unified.

ADOPTED on May 28, 2026, by the following vote:

AYES: 14 ABSTENTIONS: 0

NAYS: 0 ABSENCES: 1

/Michael Hamner/
D. Michael Hamner
Chair

/Robert Campbell/
Robert Campbell
Vice-Chair

LAUSD UNIFIED

Seismic Modernization Projects

Bond Oversight Committee Meeting
May 28, 2026

Background

- November 2024 - Measure US passed
  - School Upgrade Program was updated to incorporate Measure US priorities, funding targets, and implementation strategies
  - Included replacing and/or modernizing school buildings with seismic vulnerabilities to meet today's building, safety, and learning standard
- Prioritize buildings to address seismic vulnerabilities:
  - 2022 – DSA guidance issued for evaluating buildings which used lift slab for construction
  - 2025 – Engineering analysis of District buildings completed
    - Lift slab buildings established as highest priority
- 24 District sites with lift slab buildings identified
- Seismic modernization projects will address lift slab buildings by replacing them with permanent buildings that have the necessary capacity for new classrooms and support spaces to support student learning environments

LAUSD UNIFIED

Priority School Sites

- Prioritization Methodology:
  - School sites with the most classrooms/square footage in lift slab buildings
  - Sites where classroom utilization allows for constructing outdoor learning and open space in place of lift slab buildings
  - Secondary prioritization to school sites with solutions that can be moved to completion more quickly

School Site	Region	Board District	# Lift Slab Buildings	# Class-rooms	Total Sq. Ft.
Normandie Elementary School	South	1	2	18	38,808
107th Street Elementary School	South	7	2	27	39,141
Narbonne High School	South	7	10	40	108,676

LAUSD UNIFIED

Scoping Tenets

- Replace lift slab buildings
- Remove other permanent and/or relocatable buildings to successfully complete the project scope, including to provide or improve:
  - Site for new building(s)
  - Long-term campus planning including site improvements and infrastructure upgrades
  - Certifiable campus-wide fire alarm system
- Coordinate with other planned projects for the site
- Improve areas of the campus impacted by the project to align with District goals and standards
- Accessibility improvements (as necessary per DSA requirements)
- Paint exterior of remaining buildings and structures

Project Location Map

1. **Normandie Elementary School**
   Region South
   Board District 1

2. **107th Street Elementary School**
   Region South
   Board District 7

3. **Narbonne High School**
   Region South
   Board District 7

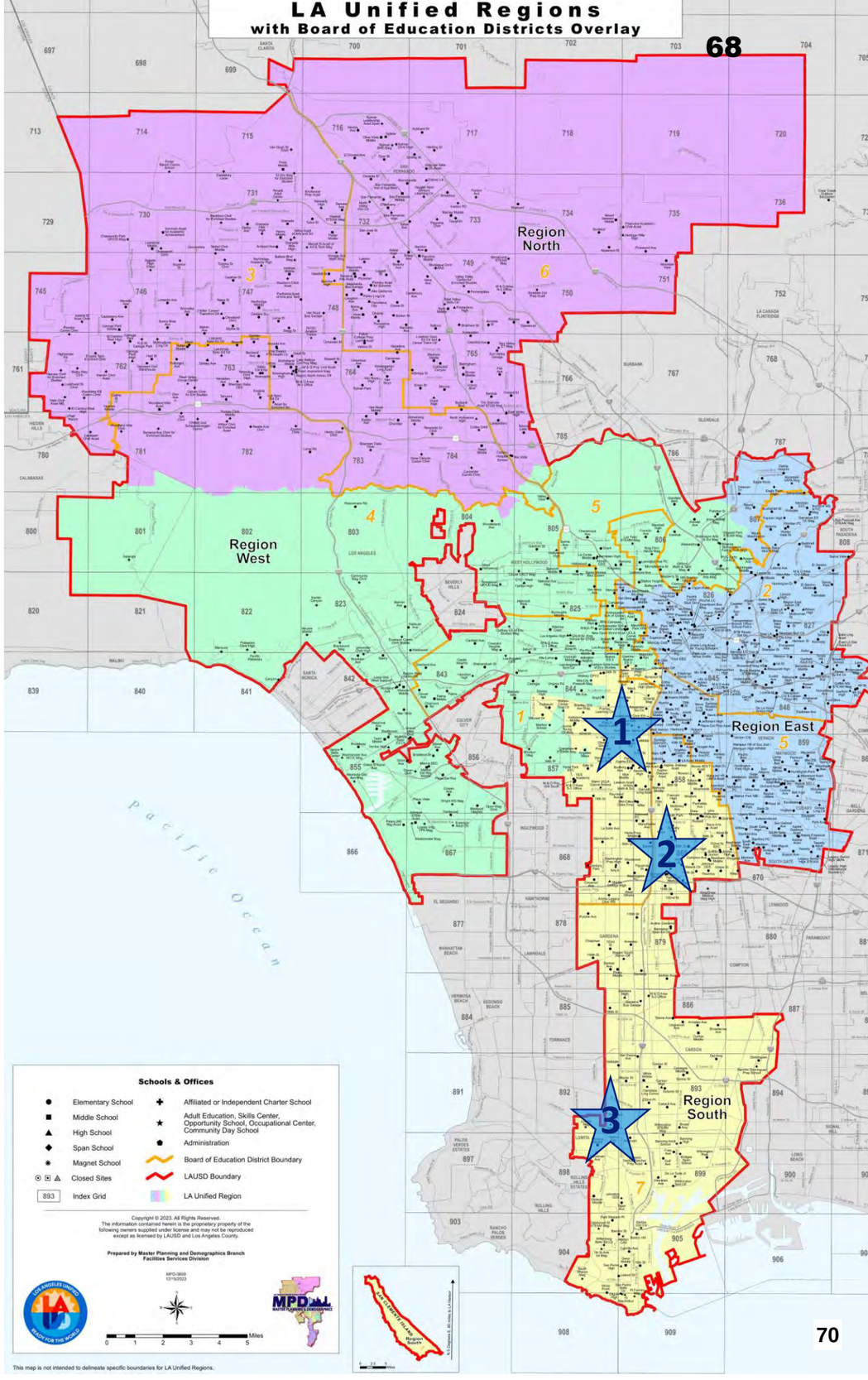

Normandie Elementary School Seismic Modernization

BOARD DISTRICT 1, BOARD MEMBER SHERLETT HENDY NEWBILL, REGION SOUTH

Project Scope

- Construction of approximately 3 new kindergarten classrooms as well as administration office, library, covered walkway, and associated infrastructure upgrades.
- Construction of a new central plant with utility connections to new and remaining buildings on campus.
- Demolition and/or removal of a total of up to 4 buildings containing 22 classrooms including: 2 lift slab buildings containing 18 classrooms, administration office, support spaces, maintenance and operations, with bridge and covered walkway connected to adjacent buildings; 1 permanent classroom building containing 3 kindergarten classrooms and support spaces; and 1 relocatable building containing 1 classroom.
- Installation of a new campus-wide fire alarm system.
- Site improvements including utility upgrades, landscaping, hardscaping, parking, and new play areas with new matting, playground equipment, and shade structure for the kindergarten playground.
- Exterior painting of remaining buildings and structures.
- Requirements from the Americans with Disabilities Act (ADA), Division of the State Architect (DSA), California Environmental Quality Act (CEQA), Department of Toxic Substances Control (DTSC), or other improvements to ensure compliance with local, state, and federal requirements.

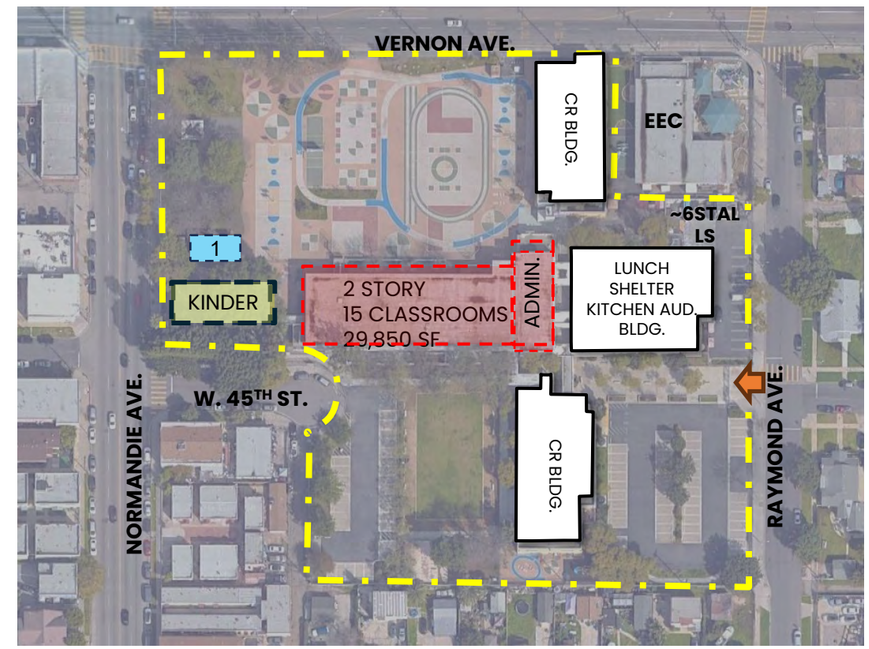

Project Budget $76,937,287

Site & Environmental	1.0%
Plans	10.2%
Construction	72.8%
Management	9.4%
Other/Reserve	6.6%

Enrollment (2025-2026): 497

Anticipated Construction Schedule

- Start: Q1-2029
- Completion: Q2-2031

LIFT SLAB BUILDING TO BE DEMOLISHED
CLASSROOM BUILDING TO BE DEMOLISHED
NON-CONFORMING RELOCATABLE BUILDING TO BE REMOVED
PERMANENT BUILDING TO REMAIN

N

107TH Street Elementary School Seismic Modernization

BOARD DISTRICT 7, BOARD MEMBER TANYA ORTIZ FRANKLIN, REGION SOUTH

Project Scope

- Construction of approximately 26 new classrooms as well as support spaces, library, maintenance and operations, covered walkways, and associated infrastructure upgrades.
- Demolition and/or removal of a total of up to 9 buildings containing 41 classrooms including: 2 lift slab buildings containing 27 classrooms, support spaces, maintenance and operations, with covered walkways connected to adjacent building; and 7 relocatable buildings containing 14 classrooms and support spaces.
- Installation of a new campus-wide fire alarm system.
- Site improvements including utility upgrades, landscaping, hardscaping, and new play areas.
- Exterior painting of remaining buildings and structures.
- Installation and removal of temporary use facilities as necessary to support school programs during construction.
- Requirements from the Americans with Disabilities Act (ADA), Division of the State Architect (DSA), California Environmental Quality Act (CEQA), Department of Toxic Substances Control (DTSC), or other improvements to ensure compliance with local, state, and federal requirements.

LIFT SLAB BUILDING TO BE DEMOLISHED
NON-CONFORMING RELOCATABLE BUILDING TO BE REMOVED
CERTIFIED RELOCATABLE BUILDING TO BE REMOVED
CERTIFIED RELOCATABLE BUILDING TO REMAIN
PERMANENT BUILDING TO REMAIN

N

Project Budget $155,556,436

Site & Environmental	0.7%
Plans	9.8%
Construction	77.5%
Management	5.2%
Other/Reserve	6.8%

Enrollment (2025-2026): 745

Anticipated Construction Schedule

- Start: Q3-2029
- Completion: Q2-2032

Narbonne High School Seismic Modernization

BOARD DISTRICT 7, BOARD MEMBER TANYA ORTIZ FRANKLIN, REGION SOUTH

Project Scope

- Construction of approximately 21 new classrooms as well as support spaces, administration and health unit, student store, and maintenance and operations.
- Demolition and/or removal of a total of up to 22 buildings containing 62 classrooms including: 10 lift slab buildings containing 40 classrooms, support spaces, administration and health unit, student store, and maintenance and operations; 1 permanent classroom building containing 4 classrooms and support spaces; 11 relocatable buildings containing 18 classrooms and support spaces; and covered walkways.
- Installation of a new campus-wide fire alarm system.
- Site improvements including utility upgrades, landscaping, hardscaping, and fencing and gates.
- Exterior painting of remaining buildings and structures.
- Installation and removal of temporary use facilities as necessary to support school programs during construction.
- Requirements from the ADA, DSA, CEQA, DTSC, or other improvements to ensure compliance with local, state, and federal requirements.

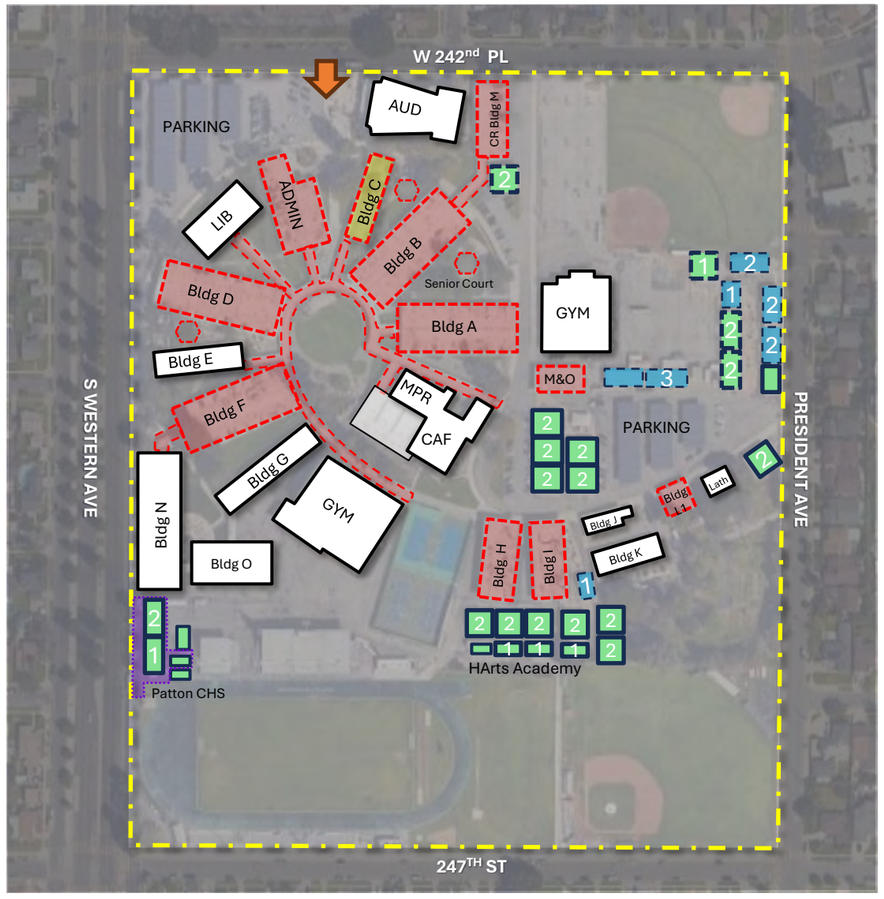

LIFT SLAB BUILDING TO BE DEMOLISHED
CLASSROOM BUILDING TO BE DEMOLISHED
NON-CONFORMING RELOCATABLE BUILDING TO BE REMOVED
CERTIFIED RELOCATABLE BUILDING TO BE REMOVED
CERTIFIED RELOCATABLE BUILDING TO REMAIN
PERMANENT BUILDING TO REMAIN
PATTON CONTINUATION HIGH SCHOOL

N

Project Budget $264,395,928

Enrollment (2025-2026): 1,638

Site & Environmental	0.7%
Plans	8.4%
Construction	81.8%
Management	3.9%
Other/Reserve	5.2%

Anticipated Construction Schedule

- Start: Q3-2029
- Completion: Q4-2033

Questions?

Return to Order of Business

TAB 7

Los Angeles Unified School District

333 South Beaudry Ave,
Los Angeles, CA 90017

Board of Education Report

File #: Rep-438-25/26, **Version:** 1 **Agenda Date:** 6/12/2026
In Control: Facilities

Define and Approve Six Projects to Provide Critical Replacements and Upgrades of School Building/Site Systems and Components and Amend the Facilities Services Division Strategic Execution Plan to Incorporate Therein
Facilities Services Division

Brief Description:
(Define and Approve Six Projects to Provide Critical Replacements and Upgrades of School Building/Site Systems and Components and Amend the Facilities Services Division Strategic Execution Plan to Incorporate Therein) Recommends definition and approval of six critical school facility projects to replace and upgrade essential building and site systems, as detailed in Exhibit A (Projects). Also recommends amendment of the Facilities Services Division (Facilities) Strategic Execution Plan (SEP) to include these projects, with a combined budget of $20,742,064, and authorizes the Chief Procurement Officer, Chief Facilities Executive or designee(s) to take all legally permissible actions to implement the projects including executing instruments, budget modifications, and procurement of equipment and materials.

Action Proposed:

1. Define and approve six projects to provide critical replacements and upgrades of school building/site systems and components, as listed on Exhibit A, and amend the Facilities SEP to incorporate therein. The total combined budget for these proposed Projects is $20,742,064.

2. Authorize the Chief Procurement Officer, Chief Facilities Executive or their designee(s) to execute all reasonable instruments, as legally permissible, to implement the proposed Projects including budget modifications and procurement of equipment and materials.

Background:
Priorities for the expenditure of capital funding are evaluated to ensure the District's most pressing needs are addressed. More than 60 percent of Los Angeles Unified School District (Los Angeles Unified or District) school buildings were built more than 50 years ago, with more than $80 billion of unfunded school facilities needs identified Districtwide, and these needs continue to grow annually. As the District's capital needs far exceed available funding, the most critical unfunded needs are prioritized based on objective assessments of facility conditions, with emphasis on addressing sites with the greatest deficiencies, safety concerns, and potential impacts to school operations.

Projects developed under this School Upgrade Program category of need - Critical Replacements and Upgrades of School Building/Site Systems and Components - focus on replacing failing building systems that create safety concerns and disrupt school operations. Systems in the worst condition, particularly those that pose safety risks or may negatively impact other building systems if not addressed, are prioritized for implementation. The proposed Projects contained in this Board Report align with these priorities.

Bond Oversight Committee Recommendations:
This item was considered by the School Construction Bond Citizens' Oversight Committee (BOC) at its meeting on May 28, 2026, as referenced in Exhibit B. The presentation that was provided is included as Exhibit C. Staff has concluded that this proposed Facilities SEP amendment is in alignment with BOC recommendations and will facilitate Los Angeles Unified's ability to successfully implement the Facilities SEP.

Expected Outcomes:
Staff anticipate that the Board of Education (Board) will adopt the proposed amendment to the Facilities SEP to define and approve six projects that address critical replacement and upgrade needs. Approval will authorize staff to proceed with the implementation of the proposed Projects to improve student health, safety, and educational quality.

Board Options and Consequences:
Adoption of the proposed action will authorize staff to proceed with the expenditure of Bond Program funds to undertake the proposed Projects in accordance with the provisions set forth in Los Angeles Unified local bond measures K, R, Y, Q, RR, and US. If the proposed action is not approved, Bond Program funds will not be expended, and critical replacement and upgrade needs will remain unaddressed.

Policy Implications:
The proposal is consistent with Los Angeles Unified's long-term goal to address unmet school facilities needs and significantly improve the conditions of aging and deteriorating school facilities as described in Los Angeles Unified local bond measures. The proposed action advances Los Angeles Unified's 2022-2026 Strategic Plan, Pillar 4 Operational Effectiveness, Modernizing Infrastructure by providing critical replacements and upgrades at schools.

Budget Impact:
The total combined budget for the six proposed Projects is $20,742,064 and will be funded with Bond Program funds earmarked specifically for critical replacements and upgrades of school building/site systems and components.

Each project budget was prepared based on the current information known and assumptions about the proposed project scopes, site conditions, and market conditions. Individual project budgets will be reviewed as new information becomes known or unforeseen conditions arise and will be adjusted accordingly to enable the successful completion of each project.

Student Impact:
Approval of the proposed Projects enables the District to continue ongoing efforts to undertake facilities improvements that help ensure the approximately 4,100 current and future students attending these six schools are provided with a safe school environment that promotes teaching and learning.

Issues and Analysis:
It may be necessary to undertake feasibility studies, site analysis, scoping, and/or due diligence activities on the proposed Projects. The Office of Environmental Health and Safety (OEHS) will evaluate the proposed Projects in accordance with the California Environmental Quality Act (CEQA) to ensure compliance. If, through the planning process, it is determined the proposed project scopes will not sufficiently address the critical needs identified, the project scope, schedule, and budget will be revised accordingly.

File #: Rep-438-25/26, **Version:** 1 **Agenda Date:** 6/12/2026
In Control: Facilities

Attachments:
Exhibit A - Projects That Address Critical Replacement and Upgrade Needs
Exhibit B - BOC Resolution
Exhibit C - BOC Presentation

Submitted:
05/18/26

RESPECTFULLY SUBMITTED,

ANDRES E. CHAIT
Acting Superintendent

APPROVED BY:

PEDRO SALCIDO
Deputy Superintendent,
Business Services and Operations

REVIEWED BY:

DEVORA NAVERA REED
General Counsel

✓ Approved as to form.

APPROVED & PRESENTED BY:

KRISZTINA TOKES
Chief Facilities Executive
Facilities Services Division

REVIEWED BY:

KURT E. JOHN
Deputy Chief Financial Officer

✓ Approved as to budget impact statement.

APPROVED & PRESENTED BY:

MARK CHO
Deputy Director of Facilities
Maintenance and Operations
Facilities Services Division

LOS ANGELES UNIFIED SCHOOL DISTRICT
Board of Education Report

Exhibit A
Projects That Address Critical Replacement and Upgrade Needs

1. **Horace Mann UCLA Community School Roofing Replacement Project**
   - *Board District 1, Region South*
   - *Project Scope*: The project replaces approximately 144,700 square feet of deteriorated roofing campus-wide at 12 buildings, 3 arcades, and a lunch pavilion. The project includes replacement of roofing-related components such as flashing and metal coping for weatherproofing as well as new gutters and roof hatches.
   - *Project Budget*: $5,270,976
   - *Construction Schedule*: Construction is anticipated to begin in Q4-2026 and be completed by Q3-2027.

2. **Normandie Elementary School HVAC Chiller Replacement Project**
   - *Board District 1, Region South*
   - *Project Scope*: This project replaces the existing 35-ton air-cooled chiller serving the Assembly Building and upgrades the Energy Management System (EMS) by incorporating enhanced controls, monitoring capabilities, and system optimization features to improve overall performance, reliability, and energy efficiency.
   - *Project Budget*: $1,304,796
   - *Construction Schedule*: Construction is anticipated to begin in Q1-2027 and be completed by Q2-2027.

3. **Palms Middle School Track Replacement Project**
   - *Board District 1, Region West*
   - *Project Scope*: This project relocates and replaces the long jump area and the existing decomposed granite track with a new synthetic track to mitigate erosion issues. The scope of work includes demolition, grading, paving, landscaping and natural turf in place of decomposed granite, and irrigation modifications.
   - *Project Budget*: $3,259,154
   - *Construction Schedule*: Construction is anticipated to begin in Q3-2027 and be completed by Q2-2028.

4. **Carpenter Community Charter Elementary School HVAC Replacement at Main Building Project**
   - *Board District 3, Region North*
   - *Project Scope*: This project replaces 10 rooftop heating, ventilation, and air conditioning (HVAC) units at the Main Building. The scope of work includes removing old equipment, eliminating gas lines, upgrading electrical systems, installing a new condensate drainage system, repairing roofing, and commissioning the new units. The project also upgrades the Energy Management System (EMS) by incorporating enhanced controls, monitoring capabilities, and system optimization features to improve overall performance, reliability, and energy efficiency.
   - *Project Budget*: $2,851,657
   - *Construction Schedule*: Construction is anticipated to begin in Q4-2026 and be completed by Q2-2027.

LOS ANGELES UNIFIED SCHOOL DISTRICT
Board of Education Report

Exhibit A
Projects That Address Critical Replacement and Upgrade Needs

5. **Emerson Community Charter Middle School Lunch Shelters Upgrade Project**
   - *Board District 4, Region West*
   - *Project Scope*: This project replaces two deteriorated lunch shelters with two new 28' x 48' lunch shelters. The project also provides new asphalt paving, installs power and new lights on the new lunch shelters, and purchases and installs new lunch tables and benches. Also included are accessibility upgrades to restrooms, drinking fountain, and path of travel.
   - *Project Budget*: $3,697,448
   - *Construction Schedule*: Construction is anticipated to begin in Q2-2028 and be completed by Q1-2029.

6. **Byrd Middle School HVAC Chiller Replacement Project**
   - *Board District 6, Region North*
   - *Project Scope*: This project consists of replacing the existing 350-ton air-cooled chiller and chilled water pumps, piping modifications, electrical upgrades, and insulation repairs. The project also provides new Energy Management System (EMS) controls to integrate with the existing EMS as well as performs required software and firmware upgrades to EMS servers, workstations, and supervisory controllers to ensure system integrity.
   - *Project Budget*: $4,358,033
   - *Construction Schedule*: Construction is anticipated to begin in Q4-2026 and be completed by Q2-2027.

LOS ANGELES UNIFIED SCHOOL DISTRICT

SCHOOL CONSTRUCTION BOND CITIZENS' OVERSIGHT COMMITTEE

D. Michael Hamner, FAIA, Chair
American Institute of Architects
Robert Campbell, Vice-Chair
L.A. Co. Auditor-Controller's Office
Dr. Samantha Rowles, Secretary
LAUSD Student Parent
Patrick MacFarlane, Executive Committee
Early Education Coalition
Scott Pansky
L.A. Area Chamber of Commerce

Joseph P. Buchman – Legal Counsel
Burke, Williams & Sorensen, LLP
Lori Raineri and Keith Weaver – Oversight Consultants
Government Financial Services Joint Powers Authority

Bevin Ashenmiller
Tenth District PTSA
Neelura Bell
CA Charter School Association
Sandra Betts
CA Tax Reform Association
Ashley Kaiser
Assoc. General Contractors of CA
Mellina Lathe
LAUSD Student Parent
Charlotte Lerchenmuller
Assn. of CA School Admin. - Retired
Aleigh Lewis
L.A. City Controller's Office
Jennifer McDowell
L.A. City Mayor's Office

Jason Peterson (Alternate)
L.A. Co. Federation of Labor AFL-CIO
Tamar Poladian-Perron
31st District PTSA
Rachelle Anema (Alternate)
L.A. Co. Auditor-Controller's Office
Monica Carlos (Alternate)
LAUSD Student Parent
Asha Lang (Alternate)
LAUSD Student Parent
Jeanalee Obergfell (Alternate)
L.A. City Mayor's Office
Brendan Sullivan (Alternate)
Tenth District PTSA

Timothy Popejoy
Bond Oversight Administrator
Perla Zitle
Bond Oversight Coordinator

RESOLUTION 2026-14

BOARD REPORT NO. 438-25/26

RECOMMENDING BOARD APPROVAL TO DEFINE AND APPROVE SIX PROJECTS TO PROVIDE CRITICAL REPLACEMENTS AND UPGRADES OF SCHOOL BUILDING/SITE SYSTEMS AND COMPONENTS AND AMEND THE FACILITIES SERVICES DIVISION STRATEGIC EXECUTION PLAN TO INCORPORATE THEREIN

WHEREAS, Los Angeles Unified School District (Los Angeles Unified or District) Staff proposes that the Board of Education (Board) define and approve six projects that provide critical replacements and upgrades of school building/site systems and components (Projects) with a combined budget of $20,742,064 as described in Board Report 438-25/26 attached hereto, and amend the Facilities Services Division (Facilities) Strategic Execution Plan (SEP) to incorporate therein; and

WHEREAS, District Staff also requests that the Board authorize the Chief Procurement Officer and/or the Chief Facilities Executive and/or their designee(s) to execute all reasonable instruments, as legally permissible, to implement the proposed Projects including budget modifications and procurement of equipment and materials; and

WHEREAS, Projects developed under the School Upgrade Program category of need, Critical Replacements and Upgrades of School Building/Site Systems and Components, will replace failing building systems that create safety concerns and are disruptive to school operations. Systems in the worst condition, especially those that pose a safety hazard and/or will negatively impact school operations and other building systems if not addressed, will be addressed first; and

WHEREAS, The proposed Projects are consistent with the Los Angeles Unified's long-term goal to address unmet school facilities needs and significantly improve the conditions of aging and deteriorating school facilities as described in Los Angeles Unified local bond measures; and

RESOLUTION 2026-14

RECOMMENDING BOARD APPROVAL TO DEFINE AND APPROVE SIX PROJECTS TO PROVIDE CRITICAL REPLACEMENTS AND UPGRADES OF SCHOOL BUILDING/SITE SYSTEMS AND COMPONENTS AND AMEND THE FACILITIES SERVICES DIVISION STRATEGIC EXECUTION PLAN TO INCORPORATE THEREIN

WHEREAS, District Staff has determined that the proposed Projects are necessary to improve student health, safety, and educational quality; and

WHEREAS, the Board of Education's approval of the proposed Projects will authorize District Staff to proceed with the expenditure of bond funds to undertake the Projects in accordance with the provisions set forth in Los Angeles Unified local bond measures K, R, Y, Q, RR, and US; and

WHEREAS, the District's Office of the General Counsel has reviewed the proposed Projects and determined that they may proceed to the School Construction Citizens' Bond Oversight Committee (BOC) for its consideration for recommendation to the Board of Education; and

WHEREAS, District Staff has concluded that this proposed Facilities SEP amendment will facilitate Los Angeles Unified's ability to successfully complete the Facilities SEP.

NOW, THEREFORE, BE IT RESOLVED THAT:

1. The BOC recommends that the Board of Education define and approve six projects that provide critical replacements and upgrades with a combined budget of $20,742,064 and amend the Facilities SEP to incorporate therein, as described in Board Report 438-25/26, a copy of which is attached hereto in the form it was presented to the BOC and is incorporated herein by reference.

2. This resolution shall be transmitted to the Los Angeles Unified School District Board of Education and posted on the BOC's website.

3. The District is directed to track the above recommendation and to report on the adoption, rejection, or pending status of the recommendations as provided in section 6.2 of the Charter and Memorandum of Understanding between the BOC and the District.

ADOPTED on May 28, 2026, by the following vote:

AYES: 10 ABSTENTIONS: 0

NAYS: 0 ABSENCES: 5

/Michael Hamner/
D. Michael Hamner
Chair

/Robert Campbell/
Robert Campbell
Vice-Chair

LAUSD UNIFIED

Critical Replacements and Upgrades of School Building/Site Systems and Components

Bond Oversight Committee Meeting
May 28, 2026

Critical Replacements and Upgrades

Item	Board District	Region	School	Description	Anticipated Construction Start	Anticipated Construction Completion	Project Budget
1	1	South	Mann UCLA Community School	Roofing Replacement	Q4-2026	Q3-2027	$5,270,976
2	1	South	Normandie ES	HVAC Chiller Replacement	Q1-2027	Q2-2027	$1,304,796
3	1	West	Palms MS	Track Replacement	Q3-2027	Q2-2028	$3,259,154
4	3	North	Carpenter Community Charter ES	HVAC Replacement at Main Building	Q4-2026	Q2-2027	$2,851,657
5	4	West	Emerson Community Charter MS	Lunch Shelters Upgrade	Q2-2028	Q1-2029	$3,697,448
6	6	North	Byrd MS	HVAC Chiller Replacement	Q4-2026	Q2-2027	$4,358,033
						Total	**$20,742,064**

LAUSD UNIFIED

Mann UCLA Community School

Roofing Replacement

Project Scope:

- Replace approximately 144,700 square feet of deteriorated roofing at 12 buildings, 3 arcades, and a lunch pavilion.
- Replace roofing-related components such as flashing and metal coping for weatherproofing as well as new gutters and roof hatches.

Enrollment: 423

Construction Schedule: Q4-2026 to Q3-2027

Project Budget: $5,270,976

Project Budget Breakdown:

Plans	Construction	Management	Reserve
0.8%	88.7%	2.4%	8.1%

Normandie Elementary School

HVAC Chiller Replacement

Project Scope:

- Replace existing 35-ton air-cooled chiller serving the Assembly Building.
- Upgrade the Energy Management System (EMS) by incorporating enhanced controls, monitoring capabilities, and system optimization features to improve overall performance, reliability, and energy efficiency.

Enrollment: 497

Construction Schedule: Q1-2027 to Q2-2027

Project Budget: $1,304,796

Project Budget Breakdown:

Site & Environmental	Plans	Construction	Management	Reserve
1.2%	0.4%	87.6%	3.4%	7.4%

Palms Middle School

Track Replacement

Project Scope:

- Relocate and replace the long jump area and existing decomposed granite track with a new rubberized track to mitigate erosion issues.
- Includes new grading, paving, landscaping and natural turf in place of decomposed granite, and irrigation modifications.

Enrollment: 1,028

Construction Schedule: Q3-2027 to Q2-2028

Project Budget: $3,259,154

Project Budget Breakdown:

Site & Environmental	Plans	Construction	Management	Reserve
2.6%	11.3%	76.9%	2.3%	6.9%



Decomposed granite runoff flows to neighboring homes

Carpenter Community Charter Elementary School

HVAC Replacement at Main Building

Project Scope:

- Replace 10 rooftop heating, ventilation, and air conditioning (HVAC) units at the Main Building.
- Upgrade the Energy Management System (EMS) by incorporating enhanced controls, monitoring capabilities, and system optimization features to improve overall performance, reliability, and energy efficiency.

Existing deteriorated equipment

Enrollment: 887

Construction Schedule: Q4-2026 to Q2-2027

Project Budget: $2,851,657

Project Budget Breakdown:

Site & Environmental	Plans	Construction	Management	Reserve
0.5%	0.5%	88.8%	2.5%	7.7%

Existing rooftop units

LAUSD UNIFIED

Emerson Community Charter Middle School

Lunch Shelters Upgrade

Project Scope:

- Replace 2 deteriorated lunch shelters with 2 new 28’ x 48’ lunch shelters.
- Provide new paving, power and lights for the new lunch shelters.
- Purchase and install new lunch tables and benches.
- Provide accessibility upgrades to restrooms, drinking fountain, and path of travel.

Enrollment: 448

Construction Schedule: Q2-2028 to Q1-2029

Project Budget: $3,697,448

Project Budget Breakdown:

Site & Environmental	Plans	Construction	Management	Reserve
2.2%	13.3%	75.6%	2.4%	6.5%



Byrd Middle School

HVAC Chiller Replacement

Project Scope:

- Replace the existing 350-ton air-cooled chiller and chilled water pumps, piping modifications, electrical upgrades, and insulation repairs.
- Provide new Energy Management System (EMS) controls to integrate with the existing EMS as well as perform required software and firmware upgrades to EMS servers, workstations, and supervisory controllers to ensure system integrity.

Enrollment: 846

Construction Schedule: Q4-2026 to Q2-2027

Project Budget: $4,358,033

Project Budget Breakdown:

Site & Environmental	Plans	Construction	Management	Reserve
0.4%	0.4%	88.8%	2.5%	7.9%

Deteriorated re-circulating pump for chiller

Questions?

Return to Order of Business

TAB 8

Los Angeles Unified School District

333 South Beaudry Ave,
Los Angeles, CA 90017

Board of Education Report

File #: Rep-440-25/26, **Version:** 1 **Agenda Date:** 6/12/2026
In Control: Facilities

Define and Approve 21 Board District Priority and Region Priority Projects and Amend the Facilities Services Division Strategic Execution Plan to Incorporate Therein
Facilities Services Division

Brief Description:
(Define and Approve 21 Board District Priority and Region Priority Projects and Amend the Facilities Services Division Strategic Execution Plan to Incorporate Therein) Recommends definition and approval of 21 Board District Priority (BDP) and Region Priority (RP) projects, as detailed in Exhibit A. Also recommends amendment of the Facilities Services Division (Facilities) Strategic Execution Plan (SEP) to include these projects, with a combined budget of $3,337,115, and authorizes the Chief Procurement Officer, Chief Facilities Executive, or designee(s) to take all legally permissible actions to implement the projects including executing instruments, budget modifications, and procurement of necessary equipment and materials.

Action Proposed:

1. Define and approve 21 BDP and RP projects, as listed on Exhibit A, and amend the Facilities SEP to incorporate therein. The total budget for these proposed projects is $3,337,115.

2. Authorize the Chief Procurement Officer, the Chief Facilities Executive, and/or their designee(s) to execute all reasonable instruments, as legally permissible, to implement the proposed projects including budget modifications and the purchase of equipment and materials.

Background:
Projects are developed at the discretion of the Board Districts and/or Regions based upon an identified need. These projects are developed with support from Facilities Services Division staff and input from school administrators.

Project scopes, schedules, and budgets may vary depending on site conditions and needs. All projects must be capital in nature and adhere to bond language and laws.

Bond Oversight Committee Recommendations:
This item was considered by the School Construction Bond Citizens' Oversight Committee (BOC) at its meetings on May 28, 2026, as referenced in Exhibit B. The presentation that was provided is included as Exhibit C. Staff has concluded that this proposed Facilities SEP amendment is in alignment with BOC recommendations and will facilitate Los Angeles Unified's ability to successfully implement the Facilities SEP.

Expected Outcomes:
Execution of these proposed projects will help improve the learning environment for students, teachers, and staff.

Board Options and Consequences:
Adoption of the proposed action will allow staff to execute the projects listed on Exhibit A. Failure to approve this proposed action will delay the projects and ultimately the anticipated benefit to the schools and their students.

Policy Implications:
The requested actions are consistent with the Board-Prioritized Facilities Programs for BDP and RP projects and the District's commitment to address unmet school facilities needs, including prioritizing equity in the allocation of resources to schools with the greatest need. The proposed action advances Los Angeles Unified's 2022-2026 Strategic Plan, Pillar 4: Operational Effectiveness - Modernizing Infrastructure, by delivering targeted capital improvements that support safe, healthy, and high-quality learning environments.

Budget Impact:
The total combined budget for the 21 proposed projects is $3,337,115. Seventeen projects are funded by Bond Program funds earmarked specifically for BDP projects. Four projects are funded by Bond Program funds earmarked specifically for RP projects.

Each project budget was prepared based on the current information known and assumptions about the proposed project scope, site conditions, and market conditions. Individual project budgets will be reviewed throughout the planning, design, and construction phases as new information becomes known or unforeseen conditions arise and will be adjusted accordingly to enable the successful completion of each proposed project.

Student Impact:
The proposed projects will upgrade, modernize, and improve school facilities to enhance the safety and educational quality of the learning environment, benefiting approximately 16,900 current and future students. Project identification reflects site-based needs and supports schools and communities with the greatest facilities priorities.

Issues and Analysis:
This report includes a number of time-sensitive, small to medium-sized projects that have been deemed critical by Board Districts and/or Regions and school administrators.

Attachments:
Exhibit A - Board District Priority and Region Priority Projects
Exhibit B - BOC Resolution
Exhibit C - BOC Presentation

Submitted:
05/18/26

RESPECTFULLY SUBMITTED,

ANDRES E. CHAIT
Acting Superintendent

APPROVED BY:

PEDRO SALCIDO
Deputy Superintendent,
Business Services and Operations

REVIEWED BY:

DEVORA NAVERA REED
General Counsel

✓ Approved as to form.

APPROVED & PRESENTED BY:

KRISZTINA TOKES
Chief Facilities Executive
Facilities Services Division

REVIEWED BY:

KURT E. JOHN
Deputy Chief Financial Officer

✓ Approved as to budget impact statement.

APPROVED & PRESENTED BY:

MARK CHO
Deputy Director of Facilities
Maintenance and Operations
Facilities Services Division

EXHIBIT A
BOARD DISTRICT PRIORITY AND REGION PRIORITY PROJECTS

Item	Board District	Region	School	Project	Managed Program	Project Budget	Anticipated Construction Start	Anticipated Construction Completion
1	2	E	4th St. ES	Install wrought iron fence	BDP[1]	$ 85,139	Q4-2026	Q4-2026
2	2	E	Albion ES	Provide parent center furniture	BDP	$ 5,473	Q3-2026	Q4-2026
3	2	W	King Magnets MS	Provide new plumbing and power to support laundry equipment	BDP	$ 41,582	Q3-2026	Q4-2026
4	2	W	Los Feliz STEMM Magnet ES	Install chain link privacy fence	BDP	$ 41,522	Q3-2026	Q4-2026
5	2	W	Marshall HS	Install wrought iron fence	BDP	$ 24,037	Q3-2026	Q4-2026
6	3	N	Hale Charter Academy MS*	Provide interior furniture	BDP	$ 59,905	Q3-2026	Q4-2026
7	3	N	Miller Career & Transition Center	Upgrade secure entry system	BDP	$ 36,180	Q4-2026	Q1-2027
8	4	N	Lanai ES	Upgrade auditorium	BDP[2]	$ 260,921	Q3-2026	Q4-2026
9	5	E	Liberty ES	Install chain link privacy fence	BDP	$ 85,918	Q4-2026	Q1-2027
10	5	E	Orthopaedic Hospital Medical Magnet HS	Install electronic wall-mounted marquee	RP[3]	$ 66,528	Q3-2026	Q4-2026
11	5	E	Vernon City ES	Install electronic free-standing marquee	BDP[4]	$ 104,022	Q1-2027	Q2-2027
12	5	W	Bernstein HS	Install new scoreboard at the soccer field	RP[5]	$ 442,252	Q1-2027	Q4-2027
13	5	W	Mayberry ES	Install pedestrian gate	BDP[6]	$ 10,737	Q3-2026	Q3-2026
14	6	N	Chase ES	Provide classroom furniture	BDP[7]	$ 180,375	Q3-2026	Q4-2026
15	6	N	North Valley Occupational Center**	Install electronic free-standing marquee	BDP	$ 54,247	Q4-2026	Q1-2027
16	6	N	San Fernando Academy	Install HVAC in boys' locker room and showers	RP	$ 1,209,402	Q2-2028	Q1-2029
17	6	N	San Fernando ES	Install chain link privacy fence	BDP	$ 25,994	Q3-2026	Q1-2027
18	6	N	Sharp ES	Provide learning garden	BDP[8]	$ 300,000	Q1-2027	Q2-2027
19	7	E	Main ES	Install motorized parking lot gates	RP[9]	$ 156,476	Q4-2026	Q4-2026
20	7	S	Compton ES	Install motorized parking lot gate	BDP	$ 138,141	Q1-2027	Q2-2027
21	7	S	Halldale ES	Provide interactive displays	BDP	$ 8,264	Q3-2026	Q3-2026
					TOTAL	**$ 3,337,115**		

* LAUSD affiliated charter school

** School within the boundaries of Region North but overseen by the Division of Adult and Career Education

[1] 4th St. ES - Although this is a Board District 2 (BD2) BDP project, Region East (RE) will contribute $42,600 towards this budget. The project budget shown here includes this contribution. The amount will be transferred from the RE spending target to the BD2 spending target.

[2] Lanai ES - Although this is a Board District 4 (BD4) BDP project, Friends of Lanai Booster will contribute $204,700 towards this budget. The project budget shown here includes this contribution.

[3] Orthopaedic Hospital Medical Magnet HS - Although this is a Region East (RE) RP project, Board District 5 (BD5) will contribute $33,300 towards this budget. The project budget shown here includes this contribution. The amount will be transferred from the BD5 spending target to the RE spending target.

[4] Vernon City ES - Although this is a Board District 5 (BD5) BDP project, Region East (RE) will contribute $52,000 towards this budget. The project budget shown here includes this contribution. The amount will be transferred from the RE spending target to the BD5 spending target.

[5] Bernstein HS - Although this is a Region West (RW) RP project, Board District 5 (BD5) will contribute $221,100 towards this budget. The project budget shown here includes this contribution. The amount will be transferred from the BD5 spending target to the RW spending target.

EXHIBIT A
BOARD DISTRICT PRIORITY AND REGION PRIORITY PROJECTS

Item	Board District	Region	School	Project	Managed Program	Project Budget	Anticipated Construction Start	Anticipated Construction Completion

[6] Mayberry ES - Although this is a Board District 5 (BD5) BDP project, Region West (RW) will contribute $5,400 towards this budget. The project budget shown here includes this contribution. The amount will be transferred from the RW spending target to the BD5 spending target.

[7] Chase ES - Although this is a Board District 6 (BD6) BDP project, Region North (RN) will contribute $90,200 towards this budget. The project budget shown here includes this contribution. The amount will be transferred from the RN spending target to the BD6 spending target.

[8] Sharp ES - Although this is a Board District 6 (BD6) BDP project, Region North (RN) will contribute $150,000 towards this budget. The project budget shown here includes this contribution. The amount will be transferred from the RN spending target to the BD6 spending target. Additionally, the school will contribute $41,000 towards this budget, which is not part of the budget presented here. This approval is for the bond-funded portion only.

[9] Main ES - Although this is a Region East (RE) RP project, Board District 7 (BD7) will contribute $78,300 towards this budget. The project budget shown here includes this contribution. The amount will be transferred from the BD7 spending target to the RE spending target.

NOTE: Budgets for marquee projects may vary depending on size, type, location, etc.

LOS ANGELES UNIFIED SCHOOL DISTRICT

SCHOOL CONSTRUCTION BOND CITIZENS' OVERSIGHT COMMITTEE

D. Michael Hamner, FAIA, Chair
American Institute of Architects
Robert Campbell, Vice-Chair
L.A. Co. Auditor-Controller's Office
Dr. Samantha Rowles, Secretary
LAUSD Student Parent
Patrick MacFarlane, Executive Committee
Early Education Coalition
Scott Pansky, Executive Committee
L.A. Area Chamber of Commerce

Joseph P. Buchman – Legal Counsel
Burke, Williams & Sorensen, LLP
Lori Raineri and Keith Weaver – Oversight Consultants
Government Financial Services Joint Powers Authority

Bevin Ashenmiller
Tenth District PTSA
Neelura Bell
CA Charter School Association
Sandra Betts
CA Tax Reform Association
Ashley Kaiser
Assoc. General Contractors of CA
Mellina Lathe
LAUSD Student Parent
Charlotte Lerchenmuller
Assn. of CA School Admin. - Retired
Aleigh Lewis
L.A. City Controller's Office
Jennifer McDowell
L.A. City Mayor's Office

Tamar Poladian-Perron
31st District PTSA
Rachelle Anema (Alternate)
L.A. Co. Auditor-Controller's Office
Monica Carlos (Alternate)
LAUSD Student Parent
Asha Lang (Alternate)
LAUSD Student Parent
Jeanalee Obergfell (Alternate)
L.A. City Mayor's Office
Jason Peterson (Alternate)
L.A. Co. Federation of Labor AFL-CIO
Brendan Sullivan (Alternate)
Tenth District PTSA

Timothy Popejoy
Bond Oversight Administrator
Perla Zitle
Bond Oversight Coordinator

RESOLUTION 2026-15

BOARD REPORT NO. 440-25/26

RECOMMENDING BOARD APPROVAL TO DEFINE AND APPROVE 21 BOARD DISTRICT PRIORITY AND REGION PRIORITY PROJECTS AND AMEND THE FACILITIES SERVICES DIVISION STRATEGIC EXECUTION PLAN TO INCORPORATE THEREIN

WHEREAS, District Staff proposes the Board of Education define and approve 21 Board District Priority and Region Priority Projects (as listed on Exhibit A of Board Report No. 440-25/26) and amend the Facilities Services Division (Facilities) Strategic Execution Plan (SEP) to incorporate therein. The total budget for these proposed projects is $3,337,115; and

WHEREAS, District Staff proposes the Board of Education authorize the Chief Procurement Officer and/or the Chief Facilities Executive and/or their designee(s) to execute all reasonable instruments, as legally permissible, to implement the proposed projects including budget modifications and the purchase of equipment and materials; and

WHEREAS, Projects are developed at the discretion of the Board Districts and/or Regions based upon an identified need with support from Facilities staff and input from school administrators; and

WHEREAS, District Staff have determined the proposed projects are consistent with the District's commitment to address unmet school facilities needs and provide students with a safe and healthy learning environment; and

WHEREAS, Funding for the 21 proposed projects will come from Board District Priority Funds and Region Priority Funds; and

WHEREAS, the District's Office of the General Counsel has reviewed the proposed Projects and determined that they may proceed to the School Construction Bond Citizens' Oversight Committee (BOC) for consideration and recommendation to the Board of Education; and

RESOLUTION 2026-15
RECOMMENDING BOARD APPROVAL TO DEFINE AND APPROVE 21 BOARD DISTRICT PRIORITY AND REGION PRIORITY PROJECTS AND AMEND THE FACILITIES SERVICES DIVISION STRATEGIC EXECUTION PLAN TO INCORPORATE THEREIN

WHEREAS, District Staff has concluded this proposed Facilities SEP amendment will facilitate Los Angeles Unified's ability to successfully complete the Facilities SEP.

NOW, THEREFORE, BE IT RESOLVED THAT:

1. The BOC recommends the Board of Education define and approve 21 Board District Priority and Region Priority Projects with a combined budget of $3,337,115, and amend the Facilities SEP to incorporate therein, as described in Board Report No. 440-25/26, a copy of which is attached hereto in the form it was presented to the BOC and is incorporated herein by reference.

2. This resolution shall be transmitted to the Los Angeles Unified School District Board of Education and posted on the BOC's website.

3. The District is directed to track the above recommendation and to report on the adoption, rejection, or pending status of the recommendations as provided in section 6.2 of the Charter and Memorandum of Understanding between the BOC and the District.

ADOPTED on May 28, 2026, by the following vote:

AYES: 10 ABSTENTIONS: 0

NAYS: 0 ABSENCES: 5

/Michael Hamner/
D. Michael Hamner
Chair

/Robert Campbell/
Robert Campbell
Vice-Chair

Board District Priority and Region Priority Projects

Bond Oversight Committee Meeting
May 28, 2026

Board District Priority and Region Priority Projects

Item	Board District	Region	School	Project Description	Managed Program	Project Budget	Anticipated Construction Start	Anticipated Construction Completion
1	2	E	4th St. ES	Install wrought iron fence	BDP[1]	$ 85,139	Q4-2026	Q4-2026
2	2	E	Albion ES	Provide parent center furniture	BDP	$ 5,473	Q3-2026	Q4-2026
3	2	W	King Magnets MS	Provide new plumbing and power to support laundry equipment	BDP	$ 41,582	Q3-2026	Q4-2026
4	2	W	Los Feliz STEMM Magnet ES	Install chain link privacy fence	BDP	$ 41,522	Q3-2026	Q4-2026
5	2	W	Marshall HS	Install wrought iron fence	BDP	$ 24,037	Q3-2026	Q4-2026
6	3	N	Hale Charter Academy MS*	Provide interior furniture	BDP	$ 59,905	Q3-2026	Q4-2026
7	3	N	Miller Career & Transition Center	Upgrade secure entry system	BDP	$ 36,180	Q4-2026	Q1-2027
8	4	N	Lanai ES	Upgrade auditorium	BDP[2]	$ 260,921	Q3-2026	Q4-2026
9	5	E	Liberty ES	Install chain link privacy fence	BDP	$ 85,918	Q4-2026	Q1-2027
10	5	E	Orthopaedic Hospital Medical Magnet HS	Install electronic wall-mounted marquee	RP[3]	$ 66,528	Q3-2026	Q4-2026
11	5	E	Vernon City ES	Install electronic free-standing marquee	BDP[4]	$ 104,022	Q1-2027	Q2-2027
12	5	W	Bernstein HS	Install new scoreboard at the soccer field	RP[5]	$ 442,252	Q1-2027	Q4-2027
13	5	W	Mayberry ES	Install pedestrian gate	BDP[6]	$ 10,737	Q3-2026	Q3-2026
14	6	N	Chase ES	Provide classroom furniture	BDP[7]	$ 180,375	Q3-2026	Q4-2026
15	6	N	North Valley Occupational Center**	Install electronic free-standing marquee	BDP	$ 54,247	Q4-2026	Q1-2027
16	6	N	San Fernando Academy	Install HVAC in boys' locker room and showers	RP	$ 1,209,402	Q2-2028	Q1-2029
17	6	N	San Fernando ES	Install chain link privacy fence	BDP	$ 25,994	Q3-2026	Q1-2027
18	6	N	Sharp ES	Provide learning garden	BDP[8]	$ 300,000	Q1-2027	Q2-2027
19	7	E	Main ES	Install motorized parking lot gates	RP[9]	$ 156,476	Q4-2026	Q4-2026
20	7	S	Compton ES	Install motorized parking lot gate	BDP	$ 138,141	Q1-2027	Q2-2027
21	7	S	Halldale ES	Provide interactive displays	BDP	$ 8,264	Q3-2026	Q3-2026
					TOTAL	**$ 3,337,115**		

* LAUSD affiliated charter school

** School within the boundaries of Region North but overseen by the Division of Adult and Career Education

[1] 4th St. ES - Although this is a Board District 2 (BD2) BDP project, Region East (RE) will contribute $42,600 towards this budget. The project budget shown here includes this contribution. The amount will be transferred from the RE spending target to the BD2 spending target.

[2] Lanai ES - Although this is a Board District 4 (BD4) BDP project, Friends of Lanai Booster will contribute $204,700 towards this budget. The project budget shown here includes this contribution.

[3] Orthopaedic Hospital Medical Magnet HS - Although this is a Region East (RE) RP project, Board District 5 (BD5) will contribute $33,300 towards this budget. The project budget shown here includes this contribution. The amount will be transferred from the BD5 spending target to the RE spending target.

[4] Vernon City ES - Although this is a Board District 5 (BD5) BDP project, Region East (RE) will contribute $52,000 towards this budget. The project budget shown here includes this contribution. The amount will be transferred from the RE spending target to the BD5 spending target.

[5] Bernstein HS - Although this is a Region West (RW) RP project, Board District 5 (BD5) will contribute $221,100 towards this budget. The project budget shown here includes this contribution. The amount will be transferred from the BD5 spending target to the RW spending target.

[6] Mayberry ES - Although this is a Board District 5 (BD5) BDP project, Region West (RW) will contribute $5,400 towards this budget. The project budget shown here includes this contribution. The amount will be transferred from the RW spending target to the BD5 spending target.

[7] Chase ES - Although this is a Board District 6 (BD6) BDP project, Region North (RN) will contribute $90,200 towards this budget. The project budget shown here includes this contribution. The amount will be transferred from the RN spending target to the BD6 spending target.

[8] Sharp ES - Although this is a Board District 6 (BD6) BDP project, Region North (RN) will contribute $150,000 towards this budget. The project budget shown here includes this contribution. The amount will be transferred from the RN spending target to the BD6 spending target. Additionally, the school will contribute $41,000 towards this budget, which is not part of the budget presented here. This approval is for the bond-funded portion only.

[9] Main ES - Although this is a Region East (RE) RP project, Board District 7 (BD7) will contribute $78,300 towards this budget. The project budget shown here includes this contribution. The amount will be transferred from the BD7 spending target to the RE spending target.

NOTE: Budgets for marquee projects may vary depending on size, type, location, etc.

Bernstein HS

Scoreboard at the Soccer Field (Item #12)

Project Scope:
Provide and install a new scoreboard at the soccer field.

Construction Schedule: Q1 2027 – Q4 2027

Project Budget: $442,252

Project Budget Breakdown:

Plans	11.8%
Construction	76.3%
Management	5.0%
Reserve	6.9%



San Fernando Academy

Boys' Locker Room HVAC (Item #16)

Project Scope:

- Provide a new heating, ventilation, and air conditioning (HVAC) system and ductwork in the locker room and showers of the Boys' Physical Education Building.
- Provide a new dedicated electrical panel.

Construction Schedule: Q2 2028 – Q1 2029

Project Budget: $1,209,402

Project Budget Breakdown:

Site & Environmental	4.2%
Plans	19.9%
Construction	66.8%
Management	3.4%
Reserve	5.7%

Antiquated heater

Map of Board District Priority and Region Priority Projects

(Prepared by BOC Staff)

1. 4th Street Elementary (2- 5) 420 S AMALIA AVE, LOS ANGELES, CA 90022; 323-266-0182; Enrollment: 289 students (64 in Dual Language); Board District 2; Region East; East Los Angeles CoS; https://explore.lausd.org/school/1397301/4th-Street-Elementary.	**8. Lanai Road Elementary (K- 5)** 4241 LANAI RD, ENCINO, CA 91436; 818-788-1590; Enrollment: 553 students; Board District 4; Region North; Taft CoS; https://explore.lausd.org/school/1476401/Lanai-Road-Elementary.	**15. North Valley Occupational Center (Adult School) **** 11450 SHARP AVE, MISSION HILLS, CA 91345; 818-256-1400; Enrollment: 4,414 students; Board District 6; Division of Adult and Career Education; https://explore.lausd.org/school/1932901/North-Valley-Occupational-Center.
2. Albion Street Elementary (K- 6) 322 S AVENUE 18, LOS ANGELES, CA 90031; 323-221-3108; Enrollment: 127 students; Board District 2; Region East; Lncln Hts/El Srno CoS; https://explore.lausd.org/school/1201401/Albion-Street-Elementary.	**9. Liberty Boulevard Elementary (K- 5)** 2728 LIBERTY BLVD, SOUTH GATE, CA 90280; 323-583-4196; Enrollment: 398 students; Board District 5; Region East; South Gate CoS; https://explore.lausd.org/school/1486301/Liberty-Boulevard-Elementary.	**16. San Fernando Middle School (6- 8)** 130 N BRAND BLVD, SAN FERNANDO, CA 91340; 818-837-5400; Enrollment: 380 students; Board District 6; Region North; San Frnndo/Sylmr CoS; https://explore.lausd.org/school/1835801/San-Fernando-Middle-School.
3. Thomas Starr King Middle School Magnet: Film and Media (6- 8) 4201 FOUNTAIN AVE, LOS ANGELES, CA 90029; 323-644-6700; Enrollment: 1,469 students (1,469 in Magnet); Board District 2; Region West; Glsll/Ls Flz Prk CoS; https://explore.lausd.org/school/1820801/Thomas-Starr-King-Middle-School-Magnet:-Film-and-Media.	**10. Orthopaedic Hospital Senior High Medical Magnet (9-12)** 300 W 23RD ST, LOS ANGELES, CA 90007; 213-765-2088; Enrollment: 638 students; Board District 5; Region East; So Los Angeles CoS; https://explore.lausd.org/school/1885301/Orthopaedic-Hospital-Senior-High-Medical-Magnet.	**17. San Fernando Elementary (K- 5)** 1130 MOTT ST, SAN FERNANDO, CA 91340; 818-365-3201; Enrollment: 441 students (158 in Dual Language) ; Board District 6; Region North; San Frnndo/Sylmr CoS; https://explore.lausd.org/school/1645201/San-Fernando-Elementary.
4. Los Feliz Science/Tech/Engineer/Math/Medicine Magnet (K- 5) 1740 N NEW HAMPSHIRE AVE, LOS ANGELES, CA 90027; 323-663-0674; Enrollment: 421 students (421 in Magnet); Board District 2; Region West; Glsll/Ls Flz Prk CoS; https://explore.lausd.org/school/1498601/Los-Feliz-Science%2FTech%2FEngineer%2FMath%2FMedicine-Magnet.	**11. Vernon City Elementary (K- 6)** 2360 E VERNON AVE, LOS ANGELES, CA 90058; 323-582-3727; Enrollment: 144 students; Board District 5; Region East; Huntngtn Pk/Vrnon CoS; https://explore.lausd.org/school/1749301/Vernon-City-Elementary.	**18. Sharp Avenue Elementary (K- 5)** 13800 PIERCE ST, ARLETA, CA 91331; 818-896-9573; Enrollment: 405 students; Board District 6; Region North; Sun Valley CoS; https://explore.lausd.org/school/1666501/Sharp-Avenue-Elementary.
5. John Marshall Senior High (9-12) 3939 TRACY ST, LOS ANGELES, CA 90027; 323-671-1400; Enrollment: 1,862 students (354 in Magnet); Board District 2; Region West; Glsll/Ls Flz Prk CoS; https://explore.lausd.org/school/1875001/John-Marshall-Senior-High.	**12. Helen Bernstein Senior High (9-12)** 1309 N WILTON PL, HOLLYWOOD, CA 90028; 323-817-6400; Enrollment: 1,225 students (614 in Magnet); Board District 5; Region West; Hollywood CoS; https://explore.lausd.org/school/1869601/Helen-Bernstein-Senior-High.	**19. Main Street Elementary (K- 5)** 129 E 53RD ST, LOS ANGELES, CA 90011; 323-232-4856; Enrollment: 556 students (256 in Dual Language); Board District 7; Region East; Hstrc Cntrl Ave CoS; https://explore.lausd.org/school/1506801/Main-Street-Elementary.
6. George Ellery Hale Charter Academy (6- 8) * 23830 CALIFA ST, WOODLAND HILLS, CA 91367; 818-313-7400; Enrollment: 1,588 students (820 in Magnet); Board District 3; Region North; Taft CoS; https://explore.lausd.org/school/1816901/George-Ellery-Hale-Charter-Academy.	**13. Mayberry Street Elementary (K- 5)** 2414 MAYBERRY ST, LOS ANGELES, CA 90026; 213-413-3420; Enrollment: 150 students (40 in Dual Language); Board District 5; Region West; Glsll/Ls Flz Prk CoS; https://explore.lausd.org/school/1520501/Mayberry-Street-Elementary.	**20. Compton Avenue Elementary (K- 5)** 1515 E 104TH ST, LOS ANGELES, CA 90002; 323-564-5767; Enrollment: 220 students; Board District 7; Region South; Achievement Network; https://explore.lausd.org/school/1320501/Compton-Avenue-Elementary
7. Joaquin Miller Career and Transition Center (12-12) 8218 VANALDEN AVE, RESEDA, CA 91335; 818-885-1646; Enrollment: 162 students; Board District 3; Region North; Cleveland CoS; https://explore.lausd.org/school/1191001/Joaquin-Miller-Career-and-Transition-Center.	**14. Chase Street Elementary (K- 5)** 14041 CHASE ST, PANORAMA CITY, CA 91402; 818-830-4440; Enrollment: 398 students; Board District 6; Region North; Monroe CoS; https://explore.lausd.org/school/1301401/Chase-Street-Elementary.	**21. Halldale Elementary (K- 5)** 21514 HALLDALE AVE, TORRANCE, CA 90501; 310-328-3100; Enrollment: 403 students; Board District 7; Region South; Harbr City/Lomta CoS; https://explore.lausd.org/school/1434201/Halldale-Elementary.

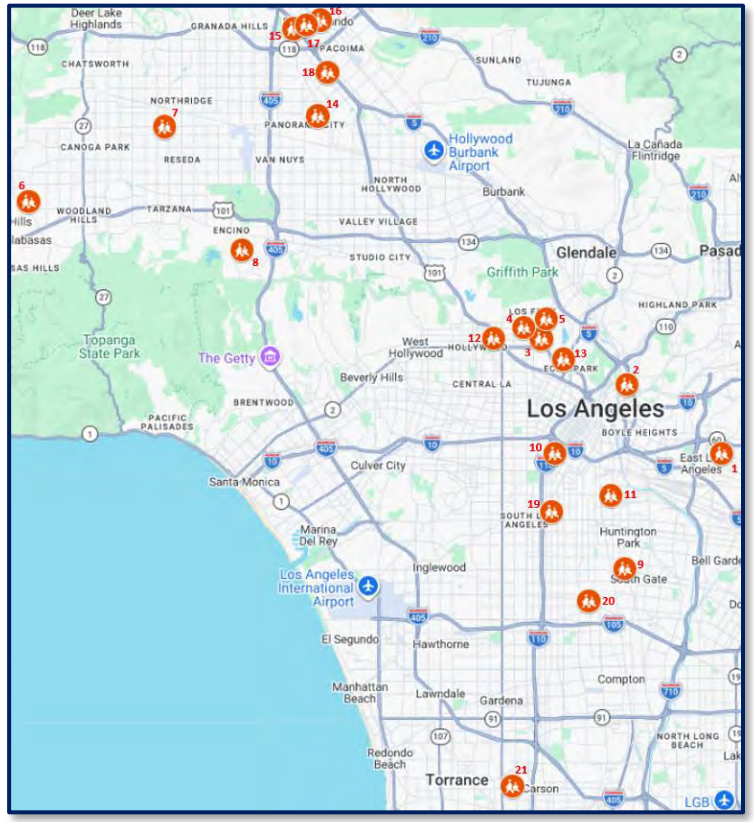

* LAUSD affiliated charter school
** LAUSD school with co-located charter(s)
Note: Note: Data per LAUSD Open Data Portal with Student Enrollment as of 2025-2026 and 2023-2024 for Early Education Centers: Number does not include Independent Charter Schools. This indicator represents the number of students enrolled in universal transitional kindergarten through twelfth grade on Norm Day. Norm Day is generally the fifth Friday of the school year and has been designated by the District as the official count day for the alloc of various school resources. These counts include pre-kindergarten special education students enrolled in LA Unified elementary schools. Data by Board Districts per LAUSD Open Data Portal and LAUSD School Explorer websites.

Questions?

Return to Order of Business

TAB 9

Los Angeles Unified School District

333 South Beaudry Ave,
Los Angeles, CA 90017

Board of Education Report

File #: Rep-454-25/26, **Version:** 1 **Agenda Date:** 6/12/2026
In Control: Facilities

Ratification of Real Estate Agreements and Instruments for the Use of Real Property
Facilities Service Division

Brief Description:
(Ratification of Real Estate Agreements and Instruments for the Use of Real Property) Recommends ratification of the contract actions taken by the Facilities Services Division (Facilities) within delegated authority as listed in Attachment A.

Action Proposed:
Ratify the contract actions taken by Facilities within delegated authority as listed in Attachment A including the approvals of license agreement and civic center permit execution for the period of January 2024 through June 2025.

Background:
Los Angeles Unified School District (LAUSD or District) is a party to various types of real estate agreements and other instruments for the use of the District's real property. Facilities processes these transactions for various user groups under the District's delegated authority granted by the Board of Education (Board). Pursuant to this delegation and Board policy, leases and other related instruments necessary for the leasing and permitting of the District's real property are presented to the Board for ratification.

Expected Outcomes:
These real property transactions have been executed under Board delegated authority and are being presented to the Board for ratification. Approval of these items will allow the continued use of District property by third-party organizations. Ratification of leases, license and other agreements included in this report as shown in Attachment A.

Board Options and Consequences:
The real property transactions have been executed under Board delegated authority and are being presented to the Board for ratification. The Board can approve all actions presented or postpone selected actions pending receipt of additional information. If actions taken under the delegated authority listed in Attachment A are not ratified, the community uses of District facilities identified in Attachment A will be discontinued immediately.

Policy Implications:
This action does not change District policy and conforms to *Education Code Section 17604* that permits the Board of Education to delegate authority.

Budget Impact:
Pursuant to delegated authority and Board policy, all Facilities-executed real estate instruments are presented to the Board for ratification for the period of January 2024 through June 2025. Los Angeles Unified School District entered into 3,209 transactions with a total combined gross receipt of $27,198,480.79. Cancellations

due to various reasons resulted in a total combined refund amount of $650,102.76. Contracts where the District acted as a Tenant and paid rent in a total amount of $474,786.00. As a result, the total combined net receipt is $26,073,592.03.

Attachment A is a summary of leases, permits and other agreements entered into by Los Angeles Unified for this period, in categories A-G as described as follows:

A. Third Party Leases (District as Tenant)
- Number of Transactions: 8
- Cumulative Rent Over Lease Term: $474,786.00

B. Long-Term Licenses (District as Landlord) - no agreements signed under this designation for this period.

C. Short Term Licenses (District as Landlord)
- Number of Transactions: 2,048
- Total Receipts: $13,409,211.30

D. Other Agreements (Joint-Use, Permits, License Agreements, etc.)
- Number of Transactions: 15
- Total Receipts: $6,217.84

E. Civic Center Permits
- Number of Transactions: 701
- Total Receipts: $1,347,479.00

F. Charter Agreements
- Number of Transactions: 43
- Total Receipts: $10,510,050.93

G Filming Agreements
- Number of Transactions: 394
- Total Receipts: $1,925,521.72

Total Receipts:	$27,198,480.79
Total LAUSD Rent Payments:	($474,786.00)
Total Refunds:	($650,102.76)
Total Net Receipts:	$26,073,592.03

Student Impact:
There are no student implications of these actions- agreements/permits.

Issues and Analysis:
There are no policy implications of these agreements and permits.

Attachments:
Attachment A

File #: Rep-454-25/26, **Version:** 1 **Agenda Date:** 6/12/2026
In Control: Facilities

Submitted:
05/18/26

RESPECTFULLY SUBMITTED,

ANDRES E. CHAIT
Acting Superintendent

APPROVED & PRESENTED BY:

PEDRO SALCIDO
Deputy Superintendent,
Business Services and Operations

REVIEWED BY:

DEVORA NAVERA REED
General Counsel

✓ Approved as to form.

APPROVED & PRESENTED BY:

KRISZTINA TOKES
Chief Facilities Executive
Facilities Services Division

REVIEWED BY:

KURT E. JOHN
Deputy Chief Financial Officer

✓ Approved as to budget impact statement.

APPROVED & PRESENTED BY:

ISSAM DAHDUL
Director of Facilities
Planning and Development
Facilities Services Division

ATTACHMENT A

A. Third Party Leases (District as Tenant)		Region	Community of Schools	School	Organization	No. of Agmts
Board Member Number of Transactions:	2	East	Boyle Heights	Breed Elementary	Boyle Heights Latin American Church of the Nazarene	1
Total Paid:	$302,120.00	DACE	n/a	Evans Community Adult School	Water and Power Community Credit Union	1
		East	East Los Angeles	Garfield High School	Kennedy Hall	1
Board Member Number of Transactions:	3	North	Canoga Park/Chatsworth	Canoga Park High School	Westfield Topanga Mall	1
Total Paid:	$122,976.00					
Board Member Number of Transactions:	5	West	Hollywood	Hollywood Elementary	Hollywood Forever	1
Total Paid:	$0.00					
Board Member Number of Transactions:	7	East	Historic Central Avenue	49th Street Elementary	McKinely Avenue Baptist Church	1
Total Paid:	$47,800.00	South	San Pedro	South Shores Elementary	San Pedro Elks Lodge	1
Board Member Number of Transactions:	n/a	East	n/a	Beaudry Admintrative Office	Athena	1
Total Paid:	$1,890.00					
Total Nmber of Transactions:	**8**					
Total Rent:	**$474,786.00**					

B. Long Term Licenses (District as Landlord)		Region	Community of Schools	School	Organization	No. of Agmts
No agreements this period						
Total Nmber of Transactions:	**0**					
Total Rent:	**$0.00**					

C. Short Term Licenses (District as Landlord)

		Region	Community of Schools	School	Organization	No. of Agmts
Board Member Number of Transactions:	1	South	Manual Arts/Vermont Square	24th Elementary	LA84 Foundation	1
Total Receipts:	175	South	Manual Arts/Vermont Square	24th Elementary	Oasis Companies International	2
	$1,068,207.09	West	LA Mid-City	54th Elementary	Dolores T. Richardson School	1
		West	LA Mid-City	54th Elementary	Harbor Church - LA	5
		West	LA Mid-City	6th Elementary	Ciclavia	1

Region	Community of Schools	School	Organization	No. of Agmts
South	Manual Arts/Vermont Square	Alexander Science Center Elementary	Friends of Ascs Booster Club	1
South	Heet (C/D)	Audubon Middle School	Degnan Congregation of Jehovah's Witnesses	1
South	Heet (C/D)	Audubon Middle School	Fernando Pullum Community Arts Center	2
South	Heet (C/D)	Audubon Middle School	Youth Destined For Greatness	1
West	Hamilton	Baldwin Hills Elementary	Village Green Owners Association	1
South	Rivera	Bradley Elementary	University of Southern California Head Start/State Preschool	1
West	Hamilton	Canfield Elementary	Friends of Canfield	3
West	Hamilton	Canfield Elementary	S.T.A.R. Education	3
West	Hamilton	Carthay Elementary	Carthay Environmental Studies Magnet PTA	4
West	Hamilton	Castle Heights Elementary	Castle Heights Elementary PTA	1
West	Hamilton	Castle Heights Elementary	S.T.A.R. Education	1
West	Hamilton	Clover Elementary	Clover Ave Elementary School Booster Club	5
West	Hamilton	Clover Elementary	S.T.A.R. Education	3
West	Hamilton	Clover Elementary	The Orchestra Place	2
West	LA Mid-City	Cochran Middle School	Inner City Sports Connection	2
West	LA Mid-City	Cochran Middle School	West Adams Soccer	1
South	South Mid-City	Century Park Elementary	Illuminate Church Inc	1
South	Heet (C/D)	Crenshaw High School	Amazing Grace Conservatory	2
South	Heet (C/D)	Crenshaw High School	American Youth Soccer Organization (AYSO) 1031	1
South	Heet (C/D)	Crenshaw High School	CIF Los Angeles City Section	1
South	Heet (C/D)	Crenshaw High School	Crenshaw Cougars Youth football & Cheer	3
South	Heet (C/D)	Crenshaw High School	Debbie Allen Dance Academy	3
South	Heet (C/D)	Dorsey High School	Antelope Valley Community Upli	1
South	Heet (C/D)	Dorsey High School	Legacy Proam Foundation	1
South	Heet (C/D)	Dorsey High School	The Lee Andrews Group Inc.	1
West	Hamilton	Hamilton High School	Creation Station Dance LLC	4
West	Hamilton	Hamilton High School	Eayikes	4
West	Hamilton	Hamilton High School	Edge Community Sports	4
West	Hamilton	Hamilton High School	Friends of AMPA	2
West	Hamilton	Hamilton High School	Friends of the Academy of Music, INC	1
West	Hamilton	Hamilton High School	Good Sports	1
West	Hamilton	Hamilton High School	J.B.N LLC	3
West	Hamilton	Hamilton High School	Kkriv Basketball	2
West	Hamilton	Hamilton High School	Landlights Community Choir	1
West	Hamilton	Hamilton High School	LASportsNet	3
West	Hamilton	Hamilton High School	OutLaws/ Paterno's Sunday dba Sportsplex Operators and Developers Association	1
West	Hamilton	Hamilton High School	Project M.V.P	1
West	Hamilton	Hamilton High School	Saturday Morning Basketball	2
West	Hamilton	Hamilton High School	Westside Lakers	4
South	South Mid-City	Hawkins High School	AYSO United	1
South	South Mid-City	Hawkins High School	Pachuca Soccer League	4
South	South Mid-City	Hawkins High School	Union Latina Soccer League	2
South	Heet (C/D)	Hillcrest Elementary	The Children's Collective, Inc.	1
South	Heet (C/D)	Hillside Elementary	LA City Councilwoman Eunisses Hernandez	1
West	Fairfax	Los Angeles Center for Enriched Studies	All City Athletics	10
West	Fairfax	Los Angeles Center for Enriched Studies	Cheder Menachem	1
West	Fairfax	Los Angeles Center for Enriched Studies	Cheder Menachem Elementary Boys School	1
West	Fairfax	Los Angeles Center for Enriched Studies	Children In Motion, LLC, DBA My Gym	2
West	Fairfax	Los Angeles Center for Enriched Studies	CIF Los Angeles City Section	2

		Region	Community of Schools	School	Organization	No. of Agmts
		West	Fairfax	Los Angeles Center for Enriched Studies	One Ivy FC	1
		West	Fairfax	Los Angeles Center for Enriched Studies	US Sports Camps	1
		West	LA Mid-City	Los Angeles High School	Council District 5 Katy Yaroslavsky	1
		West	LA Mid-City	Los Angeles High School	Dancers in Motion	1
		West	LA Mid-City	Los Angeles High School	Heidi B Davis	1
		West	LA Mid-City	Los Angeles High School	Los Angeles United ltd./ Pacific Soccer Academy	2
		West	LA Mid-City	Los Angeles High School	Omc Family Chapel	1
		West	LA Mid-City	Los Angeles High School	One Ivy FC	2
		West	LA Mid-City	Los Angeles High School	Sunday B-ballers	1
		South	Manual Arts/Vermont Sqaure	Mack Elementary	Central Spanish Congregation of Jehovahs Witnesses	1
		South	Manual Arts/Vermont Sqaure	Mack Elementary	Hoover Spanish Congregation	1
		South	Manual Arts/Vermont Sqaure	Mack Elementary	University of Southern California Head Start/State Preschool	1
		South	Fremont	Manchester Elementary	City of Los Angeles Council District 8	1
		South	South Mid-City	Mann Middle School	West Adams Soccer	4
		South	Manual Arts/Vermont Sqaure	Manual Arts High School	Harmony Project	1
		West	Fairfax	Marvin Elementary	Stallion Pride PTA	3
		South	Manual Arts/Vermont Sqaure	Menlo Elementary	Innovative Parking	1
		West	Fairfax	Mid-City's Prescott School of Enriched Sciences	Mid-City's Prescott	1
		South	Manual Arts/Vermont Sqaure	Normandie Elementary	University Congregation of Jehovah's Witnesses	1
		West	Hamilton	Overland Elementary	Lap Cat Productions, Inc. DBA: Imagination In Action	1
		West	Hamilton	Overland Elementary	S.T.A.R. Education	3
		West	Hamilton	Overland Elementary	The Orchestra Place	2
		West	Hamilton	Palms Middle School	Mar Vista Thunder	1
		West	Hamilton	Palms Middle School	Office of Mayor Karen Bass, City of Los Angeles	1
		West	Hamilton	Palms Middle School	PCS Enterprises, Inc. dba Prime Time Sports Camp	2
		West	Hamilton	Palms Middle School	Westside Basketball	1
		West	LA Mid-City	Pio Pico Middle School	Los Angeles District 10 Office	1
		West	LA Mid-City	Queen Anne Elementary	Queen Anne Place Parent Teacher Organization	1
		West	Fairfax	Saturn Elementary	Friends of Saturn	3
		South	Manual Arts/Vermont Square	Vermont Elementary	University of Southern California Head Start/State Preschool	1
		South	Manual Arts/Vermont Square	Vermont Elementary	St. Agnes Church	1
		South	Heet (W)	Washington High School	AYSO United	2
		South	Manual Arts/Vermont Square	Weemes Elementary	University of Southern California Head Start/State Preschool	1
		South	South Mid-City	Western Elementary	CicLAvia	1
		South	Manual Arts/Vermont Square	Widney Career Preparatory & Transition Center	LA84 Foundation	1
		West	LA Mid-City	Wilshire Crest Elementary	Big Sunday	2
		West	LA Mid-City	Wilshire Crest Elementary	Wilshire Crest PTA	7
		West	LA Mid-City	Wilshire Park Elementary	Canoga Park Heating and Air	1
		West	LA Mid-City	Wilton Place Elementary	Koreatown Youth & Community Center	2
Board Member	2	East	South Los Angeles	9th Elementary	Oasis Companies International	1
Number of Transactions:	145	East	Eagle Rock/Highland Park	Aldama Elementary	Aldama Elementary PTA	5
Total Receipts:	$1,143,390.52	East	Eagle Rock/Highland Park	Aldama Elementary	Kodely	1

Region	Community of Schools	School	Organization	No. of Agmts
East	Eagle Rock/Highland Park	Arroyo Seco Elementary	Parker-Anderson Enrichment	3
East	Downtown	Belmont High School	Liga Centroamericana	1
East	East Los Angeles	Belvedere Middle School	Sothern California Chapter of N.O.M.A.	1
East	Lincoln Heights/El Sereno	Bravo High School	USC Mann Office of Organizational Success and Wellbeing	2
East	Boyle Heights	Breed Elementary	Ciclavia	1
East	Eagle Rock/Highland Park	Buchanan Elementary	Buchanan Street Elementary PTA	2
East	Downtown	Castelar Elementary	Castelar Dragons Foundation	3
East	Lincoln Heights/El Sereno	City Terrace Elementary	Friends and Alumni of City Terrace School	5
East	Macarthur Park	Contreras Learning Complex	Acts 2 Network	2
East	Macarthur Park	Contreras Learning Complex	Gala Futbolito Latino	2
East	Macarthur Park	Contreras Learning Complex	Int. Youth and Adult Soccer League	1
East	Macarthur Park	Contreras Learning Complex	LA Surf Soccer Club	1
East	Macarthur Park	Contreras Learning Complex	Los Angeles Organization of Ultimate Teams	1
East	Macarthur Park	Contreras Learning Complex	Los Angeles Premier Football Club	2
East	Macarthur Park	Contreras Learning Complex	Zoe Church	5
East	Downtown	Cortines High School	Grand Arts PTSA	1
East	Downtown	Cortines High School	Los Angeles Philharmonic - YOLA	1
East	Downtown	Downtown Business Magnet	CIF Los Angeles City Section	4
East	Lincoln Heights/El Sereno	El Sereno Middle School	Inner City Hoops Basketball Team	1
East	Macarthur Park	Esperanza Elementary	Limitless Creative Company LLC	1
East	Lincoln Heights/El Sereno	Farmdale Elementary	Farmdale Parent Teacher Organization	1
West	Glassell Park/Los Feliz	Franklin Elementary	Friends of Franklin	1
West	Glassell Park/Los Feliz	Franklin Elementary	Friends of Franklin Avenue Elementary	4
East	Eagle Rock/Highland Park	Franklin High School	Benjamin Franklin High PTSA	1
East	Eagle Rock/Highland Park	Franklin High School	Northern Elite	1
East	East Los Angeles	Garfield High School	Cahn Fellows Programs	1
East	Lincoln Heights/El Sereno	Griffin Elementary	University of Southern California Head Start/State Preschool	1
West	Glassell Park/Los Feliz	King Middle School	AYSO Los Feliz 1567	1
West	Glassell Park/Los Feliz	Lexington Primary Center	Los Angeles Ronald McDonald House of Charities	2
East	Macarthur Park	Liechty Middle School	Downtown LA Soccer Club	1
East	Macarthur Park	Liechty Middle School	Endalgo	2
East	Macarthur Park	Liechty Middle School	Los Angeles Premier Futbol Club	1
East	Macarthur Park	Liechty Middle School	Star Wars Soccer Club	2
East	Macarthur Park	MacArthur Elementary	Los Angeles Onnuri Church	3
West	Glassell Park/Los Feliz	Marshall High School	Friends Of Franklin Elementary School	1
West	Glassell Park/Los Feliz	Marshall High School	MLC Hoops	3
East	Boyle Heights	Mendez High School	LA Alhambra Soccer League	6
East	Boyle Heights	Mendez High School	Liga Chapin	13
East	Boyle Heights	Mendez High School	Los Angeles Premier Futbol Club	1
East	Lincoln Heights/El Sereno	Nightingale Middle School	Cassandra Gogreve	1
East	Lincoln Heights/El Sereno	Nightingale Middle School	Huron Station Playhouse Inc.	2
East	Lincoln Heights/El Sereno	Nightingale Middle School	Jeffrey Valet	3
East	Lincoln Heights/El Sereno	Nightingale Middle School	Macchinissima LLC	1
East	Downtown	Plasencia Elementary	Iglesia Evangelica Latina	1
East	Downtown	Plasencia Elementary	Southern Pacific District	1
West	Koreatown/Pico-Union	Politi Elementary	Los Angeles Sa-Rang Community Church	2
East	Eagle Rock/Highland Park	Riordan Primary Center	Production Club	1
East	Eagle Rock/Highland Park	Riordan Primary Center	Riordan Rockets PTA	1
East	East Los Angeles	Robert Hill Elementary	Academy of Motorcycles Operations, LLC	1

		Region	Community of Schools	School	Organization	No. of Agmts
		East	Downtown	Rosemont Elementary	Children's Institute, Inc.	1
		East	Boyle Heights	Roosevelt High School	Community Youth Council	2
		East	Boyle Heights	Roosevelt High School	Southern California Tigers Youth Club	1
		East	Boyle Heights	Roosevelt High School	LPA, Inc.	1
		East	Downtown	Roybal Learning Center	Associated Administrators of Los Angeles	1
		East	Downtown	Roybal Learning Center	Citizens Church of LA	1
		East	Downtown	Roybal Learning Center	Dodgertown West	2
		East	Downtown	Roybal Learning Center	Landau Lawyers League	2
		East	Downtown	Roybal Learning Center	Sovereign Grace Church dba Citizens of Los Angeles	1
		East	Eagle Rock/Highland Park	San Pascual Elementary	San Pascual Steam Magnet PTA	3
		East	Lincoln Heights/El Sereno	Sierra Park Elementary	Sierra Park PTA	5
		East	Lincoln Heights/El Sereno	Solano Elementary	Solano Avenue PTA	4
		East	Boyle Heights	Solis Learning Academy	Los Angeles Philharmonic Association YOLA Program	1
		East	Boyle Heights	Stevenson Middle School	Rowan Spanish Congregation of Jehovah's Witnesses	2
		East	East Los Angeles	Torres High School	Jets/Jetts	2
		East	East Los Angeles	Torres High School	Los Angeles Philharmonic Association YOLA Program	3
		East	Macarthur Park	Union Elementary	Los Angeles Neighborhood Land Trust	1
		East	Boyle Heights	Utah Elementary	Trade Show Temps, Inc	1
		East	Downtown	Virgil Middle School	Ananda Mela LA	1
		East	Downtown	Virgil Middle School	Bangladesh Mela	1
		East	Downtown	Virgil Middle School	Bangladesh Unity Federation of Los Angeles BUFLA	1
		East	Lincoln Heights/El Sereno	Wilson High School	Mission Valley Free Methodist Church	1
Board Member	3	North	Reseda	Academy for Enriched Sciences Elementary	Cbyte LLC dba Code Ninjas Northridge	1
Number of Transactions:	701	North	Reseda	Academy for Enriched Sciences Elementary	Create Your World, LLC dba Ace Enrichment	3
Total Receipts:	$2,336,682.66	North	Reseda	Academy for Enriched Sciences Elementary	Parker-Anderson Enrichment	5
		North	Reseda	Academy for Enriched Sciences Elementary	Sky High Enrichment Academic Chess	2
		North	Reseda	Academy for Enriched Sciences Elementary	The Academy for Enriched Science PTA	1
		North	Reseda	Academy for Enriched Sciences Elementary	The Orchestra Place	2
		North	Reseda	Academy for Enriched Sciences Elementary	Viridian Art	1
		North	Kennedy/NAHS/VAAS	Andasol Elementary	Andasol PTA	5
		North	Cleveland	Anatola Elementary	Creative Kids Inc.	1
		North	Cleveland	Anatola Elementary	Creative World Inc.	1
		North	Van Nuys/Valley Glen	Armstrong Middle School	Expanda-Balls	2
		North	Van Nuys/Valley Glen	Armstrong Middle School	Hilltop Basketball	3
		North	Van Nuys/Valley Glen	Armstrong Middle School	LA Warriors Youth Basketball	2
		North	Van Nuys/Valley Glen	Armstrong Middle School	Landlights Community Choir	1
		North	Van Nuys/Valley Glen	Armstrong Middle School	Nordic American Athletics	6
		North	Van Nuys/Valley Glen	Armstrong Middle School	Old Man's Basketball	2
		North	Van Nuys/Valley Glen	Armstrong Middle School	Rally Day Camps	2
		North	Van Nuys/Valley Glen	Armstrong Middle School	So Cal Warriors basketball, Inc.	1
		North	Kennedy/NAHS/VAAS	Balboa Elementary	Balboa Spirit Club	4
		North	Kennedy/NAHS/VAAS	Balboa Elementary	S.T.A.R. Education	1
		North	Canoga Park/Chatsworth	Beckford Elementary	Beckford PTA	7
		North	Canoga Park/Chatsworth	Beckford Elementary	Computerwisekids	1
		North	Canoga Park/Chatsworth	Beckford Elementary	Gametime	1
		North	Canoga Park/Chatsworth	Beckford Elementary	Los Angeles Soccer Camps dba Gametime	2

Region	Community of Schools	School	Organization	No. of Agmts
North	Canoga Park/Chatsworth	Beckford Elementary	Peak Programs Inc.	7
North	Canoga Park/Chatsworth	Beckford Elementary	Sky High Enrichment dba Academic Chess	2
North	Canoga Park/Chatsworth	Beckford Elementary	Y.M.C.A. of Metropolitan Los Angeles	5
North	North Hollywood/Valley Village	Burbank Elementary	Burbank Blvd. Elementary PTA	3
North	Taft	Calabash Elementary	Calabash PTO	1
North	Taft	Calabash Elementary	Jaxx Theatricals	1
North	Taft	Calabash Elementary	Viridian Art Academy LLC	1
North	Taft	Calabash Elementary	Y.M.C.A. of Metropolitan Los Angeles	2
North	Cleveland	Cantara Elementary	Cantara PTA	10
North	Canoga Park/Chatsworth	Canoga Park High School	Beat the Streets - Los Angeles, Inc	1
North	Canoga Park/Chatsworth	Canoga Park High School	Granada Hills Volleyball Association	3
North	Canoga Park/Chatsworth	Canoga Park High School	Hype Basketball	6
North	Canoga Park/Chatsworth	Canoga Park High School	Legends Fc	7
North	Canoga Park/Chatsworth	Canoga Park High School	Office of Congressman Brad Sherman	1
North	Canoga Park/Chatsworth	Canoga Park High School	Sporting California USA	1
North	Canoga Park/Chatsworth	Canoga Park High School	Sunday Morning Basketball	2
North	Canoga Park/Chatsworth	Canoga Park High School	The Dance School LA, LLC	3
North	Canoga Park/Chatsworth	Capistrano Elementary	Capistrano Avenue Elementary PTA	5
North	North Hollywood/Valley Village	Carpenter Elementary	Carpenter Community Charter PTA	4
North	North Hollywood/Valley Village	Carpenter Elementary	Lori Belateche	1
North	North Hollywood/Valley Village	Carpenter Elementary	Matthew Rivera	6
North	North Hollywood/Valley Village	Carpenter Elementary	Nordic American Athletics	1
North	North Hollywood/Valley Village	Carpenter Elementary	Opening Night Theater	2
North	North Hollywood/Valley Village	Carpenter Elementary	Sandra Maestas	6
North	North Hollywood/Valley Village	Carpenter Elementary	S.T.A.R. Education	2
North	North Hollywood/Valley Village	Carpenter Elementary	Suzanne Spector	4
North	North Hollywood/Valley Village	Carpenter Elementary	Tiny Spotlight LLC	1
North	North Hollywood/Valley Village	Carpenter Elementary	Y.M.C.A. of Metropolitan Los Angeles	5
North	Kennedy/NAHS/VAAS	Castlebay Elementary	Academic Chess	1
North	Kennedy/NAHS/VAAS	Castlebay Elementary	Castlebay PATH	6
North	Kennedy/NAHS/VAAS	Castlebay Elementary	CBYTE llc DBA Code Ninjas	2
North	Kennedy/NAHS/VAAS	Castlebay Elementary	Sky High Dance	2
North	Kennedy/NAHS/VAAS	Castlebay Elementary	Sky High Enrichment Academic Chess	1
North	Kennedy/NAHS/VAAS	Castlebay Elementary	Sky High Enrichment	1
North	Kennedy/NAHS/VAAS	Castlebay Elementary	Sky High Enrichment DBA Sky High Dance	1
North	Kennedy/NAHS/VAAS	Castlebay Elementary	The Orchestra Place	2
North	Kennedy/NAHS/VAAS	Castlebay Elementary	Y.M.C.A. of Metropolitan Los Angeles	4
North	Van Nuys/Valley Village	Chandler Elementary	Amy Balikyan	2
North	Van Nuys/Valley Village	Chandler Elementary	Chabad of North Hollywood	1
North	Van Nuys/Valley Village	Chandler Elementary	Chandler Elementary PTA	4
North	Van Nuys/Valley Village	Chandler Elementary	Karate 4 Kids USA, Inc.	2
North	Van Nuys/Valley Village	Chandler Elementary	Kids On Stage, Inc.	1
North	Van Nuys/Valley Village	Chandler Elementary	Play-Well Teknologies	2
North	Van Nuys/Valley Village	Chandler Elementary	Sky High Enrichment dbaAcademic Chess	1
North	Van Nuys/Valley Village	Chandler Elementary	The Orchestra Place	2
North	Van Nuys/Valley Village	Chandler Elementary	Y.M.C.A. of Metropolitan Los Angeles	6
North	Canoga Park/Chatsworth	Chatsworth Elementary	Chatsworth Park Elementary PTA	1
North	Canoga Park/Chatsworth	Chatsworth High School	Jim D'Addario	1
North	Canoga Park/Chatsworth	Chatsworth High School	SoCal Legends Volleyball Club	3
North	Canoga Park/Chatsworth	Chatsworth High School	Valley Korean American Parents Association	2
North	Cleveland	Cleveland High School	Cleveland HS Band Booster Club	1

Region	Community of Schools	School	Organization	No. of Agmts
North	Cleveland	Cleveland High School	Cleveland Humanities Magnet Parent Association	2
North	Cleveland	Cleveland High School	Crossroads Tigers Youth Athletics	1
North	Cleveland	Cleveland High School	Pacers Track Team	2
North	Cleveland	Cleveland High School	SoCal Legends Volleyball Club	5
North	North Hollywood/Valley Village	Colfax Elementary	Colfax Charter PTA	3
North	North Hollywood/Valley Village	Colfax Elementary	Nordic American Athletics	1
North	North Hollywood/Valley Village	Colfax Elementary	PACE Parents Association Colfax Charter Elementary	6
North	North Hollywood/Valley Village	Colfax Elementary	Peak Programs, Inc.	10
North	North Hollywood/Valley Village	Colfax Elementary	Season Explorers Summer & Winter Program	4
North	Cleveland	Daniel Pearl High School	Daniel Pearl Magnet High School PTSA	12
North	Kennedy/NAHS/VAAS	Darby Elementary	Darby Avenue Elementary PTA	4
North	Kennedy/NAHS/VAAS	Darby Elementary	Kashi School Inc.	6
North	Kennedy/NAHS/VAAS	Darby Elementary	Marianna Sargsyan	3
North	Kennedy/NAHS/VAAS	Darby Elementary	Redeemer Presbyterian Church	2
North	Kennedy/NAHS/VAAS	Darby Elementary	Y.M.C.A of Metropolitan Los Angeles	4
North	Monroe	Dearborn Elementary	Dearborn Street Elementary PTA	10
North	Monroe	Dearborn Elementary	Sky High Enrichment	1
North	Monroe	Dearborn Elementary	Sky High Enrichment DBA Academic Chess	1
North	Monroe	Dearborn Elementary	Sky High Enrichment DBA Sky High Dance	1
North	Monroe	Dearborn Elementary	Y.M.C.A of Metropolitan Los Angeles	5
North	Van Nuys/Valley Glen	Dixie Canyon Elementary	Babble Dabble Do Inc.	2
North	Van Nuys/Valley Glen	Dixie Canyon Elementary	Dixie Canyon PTA	11
North	Van Nuys/Valley Glen	Dixie Canyon Elementary	Dramaworks	2
North	Van Nuys/Valley Glen	Dixie Canyon Elementary	Purple Planet Workshop	2
North	Van Nuys/Valley Glen	Dixie Canyon Elementary	Sofia Pinelli DBA: Purple Planet Workshop	1
North	Kennedy/NAHS/VAAS	El Oro Way Elementary	El Oro Way Elementary PTA	6
North	Kennedy/NAHS/VAAS	El Oro Way Elementary	Marianna Sargsyan	1
North	Kennedy/NAHS/VAAS	El Oro Way Elementary	Y.M.C.A of Metropolitan Los Angeles	2
North	Kennedy/NAHS/VAAS	Frost Middle School	RFMS PTSA	3
North	Canoga Park/Chatsworth	Germain Elementary	Germain PTA	9
North	Canoga Park/Chatsworth	Germain Elementary	Parker-Anderson Enrichment	3
North	Canoga Park/Chatsworth	Germain Elementary	Y.M.C.A of Metropolitan Los Angeles	4
North	Kennedy/NAHS/VAAS	Granada Elementary	Granada Elementary PTA	3
North	Taft	Hale Middle School	Clippers	2
North	Taft	Hale Middle School	Creation Station Dance LLC	2
North	Taft	Hale Middle School	Creation Station Franchise LLC	1
North	Taft	Hale Middle School	Got Game Sports	3
North	Taft	Hale Middle School	i9 Sports	2
North	Taft	Hale Middle School	LA Surf Soccer Club	1
North	Taft	Hale Middle School	LAFC So Cal / West Valley Soccer WVSL	3
North	Taft	Hale Middle School	Leaders and champions	1
North	Taft	Hale Middle School	Lions of Lockhurst Parent Teacher Organization	1
North	Taft	Hale Middle School	Los Angeles Premier Futbol Club	3
North	Taft	Hale Middle School	Los Angeles Priemier Futbol Club , Los Angeles Surf Soccer Club	4
North	Taft	Hale Middle School	Parents and Teachers Together	1
North	Taft	Hale Middle School	Parents of Welby Way, Inc.	1
North	Taft	Hale Middle School	POWW- Parents of Welby Way	1
North	Taft	Hale Middle School	PrimeTime Players	1
North	Taft	Hale Middle School	Shirts and Skins	2

Region	Community of Schools	School	Organization	No. of Agmts
North	Taft	Hale Middle School	Team Pomelo	1
North	Taft	Hale Middle School	Woodlake Elementary PTSA	1
North	Canoga Park/Chatsworth	Hamlin Elementary	Hamlin Street Elementary PTA	3
North	Canoga Park/Chatsworth	Hamlin Elementary	Soaring Eagles After School Program Corp.	4
North	Kennedy/NAHS/VAAS	Haskell Elementary	Haskell Elementary PTA	3
North	Kennedy/NAHS/VAAS	Haskell Elementary	Y.M.C.A of Metropolitan Los Angeles	2
North	Taft	Haynes Elementary	Parker-Anderson Enrichment	5
North	Kennedy/NAHS/VAAS	Henry Middle School	Young Life	1
North	Taft	Justice Elementary	Class Act Community Playhouse	1
North	Taft	Justice Elementary	Justice Street Academy Charter PTA	5
North	Taft	Justice Elementary	Metamorphysique	2
North	Taft	Justice Elementary	Parker-Anderson Enrichment	6
North	Taft	Justice Elementary	Y.M.C.A of Metropolitan Los Angeles	4
North	Kennedy/NAHS/VAAS	Kennedy High School	John F Kennedy High School PTSA	2
North	Kennedy/NAHS/VAAS	Kennedy High School	Valley Youth Conference	1
North	Kennedy/NAHS/VAAS	Kennedy of School	Gala Futbolito Latino	1
North	Van Nuys/Valley Glen	Kester Elementary	Enrichment Educational Eperiences/E3 Inc	1
North	Van Nuys/Valley Glen	Kester Elementary	Iverbe Day and Sports Camp	2
North	Van Nuys/Valley Glen	Kester Elementary	Kester Ave Elementary PTA	10
North	Van Nuys/Valley Glen	Kester Elementary	Kester Avenue Magnet Parents Association (KAMPA)	2
North	Van Nuys/Valley Glen	Kester Elementary	Kimberly Steury	2
North	Van Nuys/Valley Glen	Kester Elementary	Parker-Anderson Enrichment	3
North	Kennedy/NAHS/VAAS	Knollwood Elementary	Knollwood Elementary PTA	10
North	Kennedy/NAHS/VAAS	Knollwood Elementary	Parker-Anderson Enrichment	4
North	Kennedy/NAHS/VAAS	Knollwood Elementary	Y.M.C.A of Metropolitan Los Angeles	3
North	Reseda	Lake Balboa Elementary	Lake Balboa PTSA	1
North	Taft	Lockhurst Elementary	Lions of Lockhurst Parent Teacher Organization	12
North	Taft	Lockhurst Elementary	Parker-Anderson Enrichment	5
North	Taft	Lockhurst Elementary	Peak Programs Inc	8
North	Taft	Lockhurst Elementary	Spanishclass4peques,LLC	1
North	Cleveland	Lorne Elementary	California MusicBox	1
North	Cleveland	Lorne Elementary	Cbyte LLC DBA Code Ninjas Northridge	2
North	Cleveland	Lorne Elementary	Chess Wizards	2
North	Cleveland	Lorne Elementary	Lorne Street Elementary PTA	4
North	Kennedy/NAHS/VAAS	Mayall Elementary	Mayall PTA	13
North	Cleveland	Melvin Elementary	Childcare Resource Center	1
North	Reseda	Mulholland Middle School	Daniel Pearl Magnet High School PTSA	1
North	Reseda	Mulholland Middle School	Valley Stars Basketball Academy	1
North	Cleveland	Napa Elementary	Childcare Resource Center	1
North	Canoga Park/Chatsworth	Nobel Middle School	Alfred B Nobel Charter Middle School PTSA	4
North	Kennedy/NAHS/VAAS	Northridge Academy	Sunday Morning Basketball	2
North	Cleveland	Northridge Middle School	Northridge Middle School PTSA	2
North	Cleveland	Northridge Middle School	Magnolia Science Academy - 1	1
North	Taft	Pomelo Elementary	Parker-Anderson Enrichment	2
North	Taft	Pomelo Elementary	Team Pomelo	13
North	Taft	Pomelo Elementary	Y.M.C.A of Metropolitan Los Angeles	4
North	Canoga Park/Chatsworth	Porter Ranch Community School	Computerwisekids	1
North	Canoga Park/Chatsworth	Porter Ranch Community School	Culinary Kidz LLC	1
North	Canoga Park/Chatsworth	Porter Ranch Community School	Friends of Porter Ranch Community School	5
North	Canoga Park/Chatsworth	Porter Ranch Community School	Jaxx Educational Theatre School	2
North	Canoga Park/Chatsworth	Porter Ranch Community School	Los Angeles Soccer Camps DBA Gametime	3

Region	Community of Schools	School	Organization	No. of Agmts
North	Canoga Park/Chatsworth	Porter Ranch Community School	Marianna Sargsyan	2
North	Canoga Park/Chatsworth	Porter Ranch Community School	Rocketology LLC	4
North	Canoga Park/Chatsworth	Porter Ranch Community School	Sky High Enrichment	1
North	Canoga Park/Chatsworth	Porter Ranch Community School	Sky High Enrichment DBA Academic Chess	2
North	Canoga Park/Chatsworth	Porter Ranch Community School	The Orchestra Place	2
North	Kennedy/NAHS/VAAS	Porter Middle School	Beast	1
North	Kennedy/NAHS/VAAS	Porter Middle School	The sports sanctuary	1
North	Kennedy/NAHS/VAAS	Porter Middle School	Y.M.C.A of Metropolitan Los Angeles	2
North	North Hollywood/Valley Village	Reed Middle School	First Christian Church of North Hollywood	1
North	North Hollywood/Valley Village	Reed Middle School	Mosaic LA	2
North	North Hollywood/Valley Village	Reed Middle School	Soccer Routes	4
North	North Hollywood/Valley Village	Reed Middle School	Studio City Neighborhood Council	1
North	North Hollywood/Valley Village	Reed Middle School	Walter Reed Middle School PTSA	7
North	Van Nuys/Valley Glen	Riverside Elementary	Riverside Drive Charter School PTA	4
North	Van Nuys/Valley Glen	Riverside Elementary	S.T.A.R. Education	1
North	Van Nuys/Valley Glen	Sherman Oaks Elementary	Computerwisekids	2
North	Van Nuys/Valley Glen	Sherman Oaks Elementary	Jaxx Educational Theatre School	1
North	Van Nuys/Valley Glen	Sherman Oaks Elementary	Parker-Anderson Enrichment	2
North	Van Nuys/Valley Glen	Sherman Oaks Elementary	Pedalheads Bike Camps USA	2
North	Van Nuys/Valley Glen	Sherman Oaks Elementary	Sherman Oaks Parents Association	5
North	Cleveland	Stagg Elementary	CA Musicbox	1
North	Cleveland	Stagg Elementary	Stagg Street PTA	3
North	Canoga Park/Chatsworth	Superior Elementary	Superior Elementary PTA	12
North	Canoga Park/Chatsworth	Superior Elementary	Y.M.C.A. of Metropolitan Los Angeles	2
North	Canoga Park/Chatsworth	Topeka Elementary	Topeka Drive PTA	6
North	Canoga Park/Chatsworth	Topeka Elementary	Y.M.C.A of Metropolitan Los Angeles	2
North	Kennedy/NAHS/VAAS	Tulsa Elementary	Childcare Resource Center	1
North	Kennedy/NAHS/VAAS	Tulsa Elementary	Tulsa PTA	2
North	Kennedy/NAHS/VAAS	Valley Academy of Arts and Sciences	Starlings Granada Hills	4
West	Hollywood	Valley View Elementary	Drama Maniacs	1
West	Hollywood	Valley View Elementary	Parker-Anderson Enrichment	2
North	Kennedy/NAHS/VAAS	Van Gogh Elementary	Friends of Van Gogh Inc	2
North	Kennedy/NAHS/VAAS	Van Gogh Elementary	Parker-Anderson Enrichment	5
North	Kennedy/NAHS/VAAS	Van Gogh Elementary	The Orchestra Place	1
North	Kennedy/NAHS/VAAS	Van Gogh Elementary	Y.M.C.A of Metropolitan Los Angeles	4
North	Van Nuys/Valley Glen	Van Nuys High School	DREAM Dance Program	1
North	Van Nuys/Valley Glen	Van Nuys High School	Kimberly Steury	1
North	Van Nuys/Valley Glen	Van Nuys High School	LASportsNet	2
North	Van Nuys/Valley Glen	Van Nuys High School	OH Entertainment & Services LLC	5
North	Van Nuys/Valley Glen	Van Nuys Middle School	Kester Avenue Magnet Parents Association	2
North	Van Nuys/Valley Glen	Van Nuys Middle School	Kimberly Steury	6
North	Van Nuys/Valley Glen	Van Nuys Middle School	Nordic American Athletics	6
North	Van Nuys/Valley Glen	Van Nuys Middle School	Saddleback Valley Community Church	7
North	Monroe	Vintage Elementary	Vintage Magnet EL School PTA	1
North	Monroe	Vintage Elementary	Parker-Anderson Enrichment	1
North	Taft	Welby Way Elementary	California Stars Soccer Club	1
North	Taft	Welby Way Elementary	Fit Kids Fit Families	1
North	Taft	Welby Way Elementary	Focusfish	2
North	Taft	Welby Way Elementary	Metamorphysique	2
North	Taft	Welby Way Elementary	Parents of Welby Way	3
North	Taft	Welby Way Elementary	Parker-Anderson Enrichment	4

		Region	Community of Schools	School	Organization	No. of Agmts
		North	Taft	Welby Way Elementary	POWW Parents of Welby Way	4
		North	Taft	Welby Way Elementary	Spanishclass4peques,LLC	2
		North	Taft	Welby Way Elementary	The Orchestra Place	2
		North	Taft	Woodlake Elementary	Fit Kids Fit Families	1
		North	Taft	Woodlake Elementary	Got Game Sports	5
		North	Taft	Woodlake Elementary	Parker-Anderson Enrichment	7
		North	Taft	Woodlake Elementary	Spanishclass4peques,LLC	1
		North	Taft	Woodlake Elementary	Woodlake Elementary PTSA	1
		North	Taft	Woodlake Elementary	Woodlake PTSA	4
		North	Taft	Woodlake Elementary	Y.M.C.A of Metropolitan Los Angeles	2
Board Member	4	West	Fairfax	3rd Elementary	Got Game Sports	3
Number of Transactions:	596	West	Fairfax	3rd Elementary	Jmg Incorporated	2
Total Receipts:	$4,500,717.77	West	Fairfax	3rd Elementary	Kids Kor	2
		West	Hollywood	Bancroft Middle School	Alan Wain	2
		West	Hollywood	Bancroft Middle School	Jonathan Iosim	1
		West	Hollywood	Bancroft Middle School	Premiere Valet Services, Inc.	6
		West	Venice	Beethoven Elementary	Galileo Learning	1
		West	Venice	Beethoven Elementary	LA Breakers FC	2
		West	Venice	Beethoven Elementary	Parker-Anderson Enrichment	2
		West	Venice	Beethoven Elementary	The New School - West	1
		North	Reseda	Bertrand Elementary	Heroes Rescue Mission	1
		West	Venice	Braddock Elementary	Digital Dragon	2
		West	Venice	Braddock Elementary	Leston Gurden	1
		West	Venice	Braddock Elementary	S.T.A.R. Education	1
		West	Venice	Braddock Elementary	Upstage Theatre Schools	1
		West	Venice	Braddock Elementary	Webreak Hip Hop Dance Company	2
		West	West LA	Brentwood Elementary	American Youth Soccer Organization Region 69	1
		West	West LA	Brentwood Elementary	Coast Sports, LLC	2
		West	West LA	Brentwood Elementary	Institute of Chinese Language and Culture	3
		West	West LA	Brentwood Elementary	Palisades Enrichment Programs	1
		West	Venice	Broadway Elementary	Code Rev Kids	1
		West	Venice	Broadway Elementary	Elemental Music	2
		West	Venice	Broadway Elementary	Friends of Broadway Elementary School	4
		West	Venice	Broadway Elementary	Leston Gurden	4
		West	Venice	Broadway Elementary	S.T.A.R. Education	2
		West	Venice	Broadway Elementary	West LA Chinese Children's Chorus	1
		West	West La	Brockton Elementary	Kehillat Israel	1
		West	West La	Brockton Elementary	Wise Readers to Leaders	1
		West	West LA	Canyon Elementary	Canyon Charter Booster Club	2
		West	West LA	Canyon Elementary	Dragonfly Parking LLC	1
		West	West LA	Canyon Elementary	S.T.A.R. Education	2
		West	West LA	Canyon Elementary	The Orchestra Place	2
		West	Venice	Coeur D Alene Elementary	Friends of Coeur D Alene Elemenrtary	3
		West	Venice	Coeur D Alene Elementary	Personal Enrichment Program Inc	3
		West	Venice	Coeur D Alene Elementary	S.T.A.R. Education	1
		West	West LA	Community Elementary	Community School Parents Association	2
		West	West LA	Community Elementary	The John Thomas Dye School	3
		West	West LA	Community Elementary	Tiny Spotlight LLC	2
		West	Westchester	Cowan Elementary	Future First Afterschool Program	1

Region	Community of Schools	School	Organization	No. of Agmts
West	Westchester	Cowan Elementary	The Enrichment Center	3
North	Reseda	Emelita Elementary	Emelita Elementary School PTA	1
North	Reseda	Emelita Elementary	Soaring Eagles	3
West	West LA	Emerson Middle School	Bucket Boyz Basketball	3
West	West LA	Emerson Middle School	Cultural Difference/Purpose Driven Training	1
West	West LA	Emerson Middle School	PCS Enterprises, Inc. dba Prime Time Sports Camp	3
West	West LA	Emerson Middle School	Purpose Driven Training	2
West	West LA	Emerson Middle School	Santa Monica Surf Soccer Club (DBA Albion Santa Monica)	2
West	West LA	Emerson Middle School	Westwood Involvement Supports Education	1
North	Taft	Encino Elementary	Encino Elementary E-Team	6
North	Taft	Encino Elementary	Parker-Anderson Enrichment	4
North	Taft	Encino Elementary	Soaring Eagles After School Program Corp.	4
West	West LA	Fairburn Elementary	Fairburn Youth Association	1
West	West LA	Fairburn Elementary	Galileo Learning	1
West	West LA	Fairburn Elementary	S.T.A.R. Education	3
West	West LA	Fairburn Elementary	The Orchestra Place	1
West	Fairfax	Fairfax High School	AYSO Region 78	4
West	Fairfax	Fairfax High School	Dodgers Bball	3
West	Fairfax	Fairfax High School	Eyesight Group	1
West	Fairfax	Fairfax High School	Friends of Fairfax	1
West	Fairfax	Fairfax High School	Ivan X Group	1
West	Fairfax	Fairfax High School	LASportsNet	2
West	Fairfax	Fairfax High School	Los Angeles Hoops	4
West	Fairfax	Fairfax High School	Los Angeles United ltd./ Pacific Soccer Academy	7
West	Fairfax	Fairfax High School	OutLoud Sports	6
West	Fairfax	Fairfax High School	The Life Group	1
West	Fairfax	Fairfax High School	Tuesday Night Basketball	1
West	Fairfax	Fairfax High School	Wednesday Night Hoops	1
West	Hollywood	Gardner Elementary	Friends of Gardner	2
West	Venice	Grand View Elementary	Chinese Language School of Southern California	2
West	Venice	Grand View Elementary	Grand View PTA	1
West	Venice	Grand View Elementary	Wildwood School	2
West	Fairfax	Hancock Elementary	Got Game Sports	6
West	Fairfax	Hancock Elementary	Redeemer Presbyterian Church	3
West	Fairfax	Hancock Elementary	Samy's Camera, Inc.	1
North	Reseda	Hesby Oaks Leadership Charter	Enrichment Educational Eperiences/E3 Inc	1
North	Reseda	Hesby Oaks Leadership Charter	Hesby Involved Parents	5
North	Reseda	Hesby Oaks Leadership Charter	Jaxx Educational Theatre School	3
North	Reseda	Hesby Oaks Leadership Charter	Parker-Anderson Enrichment	4
North	Reseda	Hesby Oaks Leadership Charter	PlanetBravo	3
West	Hollywood	Hollywood High School	Athena	1
West	Hollywood	Hollywood High School	Blake Group	2
West	Hollywood	Hollywood High School	California Student Media Festival	2
West	Hollywood	Hollywood High School	Colfax League	1
West	Hollywood	Hollywood High School	Friends of Hollywood High	1
West	Hollywood	Hollywood High School	Galyna Gorbis	1
West	Hollywood	Hollywood High School	KABC TV	1
West	Hollywood	Hollywood High School	LASportsNet	5
West	Hollywood	Hollywood High School	John Grant, HHS Alumni Celebration of Life	1
West	Hollywood	Hollywood High School	Miss Black CA USA/The SWAE Foundation	1

Region	Community of Schools	School	Organization	No. of Agmts
West	Hollywood	Hollywood High School	Paragon Marketing Group	1
West	Hollywood	Hollywood High School	The Grand Academy of Ballet LLC	2
West	Hollywood	Hollywood High School	Tuesday Night Basketball	1
West	Hollywood	Hollywood High School	Warner Bros Group	1
West	West LA	Kenter Canyon Elementary	American Youth Soccer Organization Region 69	1
West	West LA	Kenter Canyon Elementary	Iverbe Day and Sports Camp	3
West	West LA	Kenter Canyon Elementary	Kenter Canyon Parent Support Group	3
West	West LA	Kenter Canyon Elementary	Parker-Anderson Enrichment	4
West	West LA	Kenter Canyon Elementary	Soccer Stars Foundation	2
West	West LA	Kenter Canyon Elementary	S.T.A.R. Education	2
West	West LA	Kenter Canyon Elementary	Sylvan Learning of Brentwood	2
West	West LA	Kenter Canyon Elementary	The Orchestra Place	2
West	Westchester	Kentwood Elementary	Got Game Sports	1
West	Westchester	Kentwood Elementary	Kentwood Education Fund	3
West	Westchester	Kentwood Elementary	Leston Gurden	2
West	Westchester	Kentwood Elementary	S.T.A.R. Education	1
North	Taft	Lanai Elementary	Got Game Sports	1
North	Taft	Lanai Elementary	Peak Programs Inc	9
West	Fairfax	Laurel Elementary	Pedalheads Bike Camps USA	2
North	Reseda	Lokrantz Special Education Center	Lokrantz PTA	1
West	Westchester	Loyola Village Elementary	S.T.A.R. Education	2
West	Venice	Mar Vista Elementary	Mar Vista School PTA	4
West	Venice	Mar Vista Elementary	PlanetBravo	3
West	Venice	Mar Vista Elementary	S.T.A.R. Education	3
West	Venice	Mar Vista Elementary	Webreak Hip Hop Dance Company	1
West	Venice	Marina Del Rey Middle School	Councilmember Traci Park District 11	1
West	Venice	Marina Del Rey Middle School	Dolphins	2
West	Venice	Marina Del Rey Middle School	Edge Community Sports	1
West	Venice	Marina Del Rey Middle School	Gentleman's Basketball League	2
West	Venice	Marina Del Rey Middle School	Good Sports Plus dba Arc	1
West	Venice	Marina Del Rey Middle School	Liga Centroamericana	2
West	Venice	Marina Del Rey Middle School	Purpose Driven Training	1
West	Venice	Marina Del Rey Middle School	Tigers	2
West	West LA	Marquez Elementary	Friends of Marquez	2
West	West LA	Marquez Elementary	Palisades Montessori Center	2
West	West LA	Marquez Elementary	S.T.A.R. Education	5
West	West LA	Marquez Elementary	The Orchestra Place	1
West	Venice	McBride Special Education Center	Westside Vineyard Church	2
West	Fairfax	Melrose Elementary	Pink's Hot Dog, Inc.	3
North	Cleveland	Mosk Elementary	Stanley Mosk Elementary PTA	2
North	Taft	Nestle Elementary	Newcastle Avenue PTA	11
North	Reseda	Newcastle Elementary	Parker-Anderson Enrichment	1
North	Taft	Nestle Elementary	Soaring Eagles After School Program Corp.	7
North	Taft	Nestle Elementary	United Temple/Haichal Moshe	1
West	Westchster	Open Elementary	Friends of the Open School	1
West	Westchster	Open Elementary	S.T.A.R. Education	1
West	West LA	Palisades Elementary	Palisades Enrichment Programs	1
West	West LA	Palisades Elementary	The Orchestra Place	1
West	West LA	Palisades Elementary	Upstage Theatre Schools	1
West	Westchester	Paseo del Rey Elementary	S.T.A.R. Education	6
West	Westchester	Playa Vista Elementary	Community Church Playa	3

Region	Community of Schools	School	Organization	No. of Agmts
West	Westchester	Playa Vista Elementary	Gummy Loves LLC	3
West	Westchester	Playa Vista Elementary	Playa Vista Education Group dba Friends of Playa Vista School	1
West	Westchester	Playa Vista Elementary	S.T.A.R. Education	6
West	Westchester	Playa Vista Elementary	The Orchestra Place	1
North	Taft	Portola Middle School	Cohen Synagogue	1
North	Taft	Portola Middle School	Delta Team	1
North	Taft	Portola Middle School	Friends of Wilbur	1
North	Taft	Portola Middle School	Gal Team	2
North	Taft	Portola Middle School	Havura	2
North	Taft	Portola Middle School	Patrick Parhami	2
North	Taft	Portola Middle School	SFVJACC Athletics	1
North	Taft	Portola Middle School	Students Run LA (SRLA)	1
North	Taft	Portola Middle School	Tuesday Hoops	2
North	Reseda	Reseda High School	Outrigger Youth Athletics	5
North	Reseda	Reseda High School	Reseda Charter PTSA	1
North	Reseda	Reseda High School	West Valley Eagles Track Club	4
West	West LA	Revere Middle School	AYSO Region 69	3
West	West LA	Revere Middle School	Chuck's Parking Service, Inc	1
West	West LA	Revere Middle School	Los Angeles Bulls Soccer Club	3
West	West LA	Revere Middle School	Pali High Booster Club	1
West	West LA	Revere Middle School	Palisades Charter High School	1
West	West LA	Revere Middle School	Personal Enrichment Program Inc	3
West	West LA	Revere Middle School	TGR Foundation	1
West	West LA	Revere Middle School	Valet Parking Pros	1
West	West LA	Richland Elementary	Richland Ave Booster Club	3
West	West LA	Richland Elementary	S.T.A.R. Education	1
West	West LA	Richland Elementary	Westlight Community Church	1
West	West LA	Roscomare Elementary	Roscomare Reunion 2024	1
West	West LA	Roscomare Elementary	S.T.A.R. Education	2
West	Fairfax	Rosewood Elementary	Friends of Rosewood	4
West	Fairfax	Rosewood Elementary	Parker-Anderson Enrichment	5
West	Fairfax	Rosewood Elementary	Pedalheads Bike Camps USA	3
North	Taft	Serrania Elementary	Friends of Serrania	12
North	Taft	Serrania Elementary	Metamorphique	1
North	Taft	Serrania Elementary	Parker-Anderson Enrichment	3
North	Reseda	Sherman Oaks Center for Enriched Studies	Sherman Oaks Center for Enriched Studies PTSA	17
West	Venice	Short Elementary	Got Game Sports	5
West	Venice	Short Elementary	PCS Enterprises, Inc. dba Prime Time Sports Camp	5
West	Venice	Short Elementary	Rediscover Center	1
West	Venice	Short Elementary	The Sholem Educational Institute	1
West	West LA	Sterry Elementary	Cosmos Gakuin Japanese School	2
West	West LA	Sterry Elementary	Wise Readers to Leaders	1
North	Cleveland	Sutter Middle School	CicLAvia	1
North	Cleveland	Sutter Middle School	Ingenium Charter School	2
North	Taft	Taft High School	Once Upon a Dance Inc.	1
North	Taft	Taft High School	Replenish Foundation	1
West	West LA	Topanga Elementary	Earth Island Institute, Inc.	1
West	West LA	Topanga Elementary	Focusfish	8
West	West LA	Topanga Elementary	Kallpachay Spanish Immersion	1
West	West LA	Topanga Elementary	The Orchestra Place	1

Region	Community of Schools	School	Organization	No. of Agmts
West	West LA	Topanga Elementary	Topanga Enrichment Programs	1
West	Venice	Twain Middle School	Friends of Mark Twain	4
West	Venice	Twain Middle School	LA Breakers FC	2
West	West LA	University High School	Gabrielino Tongva Springs Foundartion	1
West	West LA	University High School	Edge Community Sports	3
West	West LA	University High School	Landau Lawyers League	5
West	West LA	University High School	LASportsnet	4
West	West LA	University High School	Los Angeles Bulls Soccer Club	3
West	West LA	University High School	Over the Hill Gang	2
West	West LA	University High School	Palisades Charter High School	4
West	West LA	University High School	PLLA Sports	6
West	Venice	Venice High School	AIA Los Angeles	2
West	Venice	Venice High School	CicLAvia	1
West	Venice	Venice High School	CIF Los Angeles City Section	1
West	Venice	Venice High School	Culver Sports, LLC	4
West	Venice	Venice High School	Gentlemen's Basketball League	1
West	Venice	Venice High School	Gondolier Boosters Club	1
West	Venice	Venice High School	Santa Monica Surf Soccer Club (DBA Albion Santa Monica)	1
West	West LA	Warner Elementary	S.T.A.R. Education	3
West	West LA	Warner Elementary	Upstage Theatre Schools	2
West	West LA	Warner Elementary	Warner Avenue Foundation / WAVE	15
West	West LA	Webster Middle School	Asahi Gakuen	4
West	West LA	Webster Middle School	Citizens Of the World Mar Vista	3
West	West LA	Webster Middle School	Gentlemen of Los Angeles	2
West	West LA	Webster Middle School	LASportnet	3
West	West LA	Webster Middle School	Los Angeles Bulls Soccer Club	2
West	West LA	Webster Middle School	Santa Monica Surf Soccer Club	2
West	Fairfax	West Hollywood Community Day School	The Lee Strasberg Theatre & Film Institute	1
West	Fairfax	West Hollywood Elementary	S.T.A.R. Education	1
West	Westchester	Westchester High School	Dancers in Motion	1
West	Westchester	Westchester High School	Leston Gurden	2
West	Venice	Westminster Elementary	Artists & Fleas California	4
West	Venice	Westminster Elementary	Athena Parking	1
West	Venice	Westminster Elementary	Carl Halbreiner	1
West	West LA	Westwood Elementary	Or Hageulah	1
West	West LA	Westwood Elementary	S.T.A.R. Education	9
West	West LA	Westwood Elementary	Upstage Theatre Schools	4
West	West LA	Westwood Elementary	Westwood Involvement Support Education (WISE)	2
North	Taft	Wilbur Elementary	Friends of Wilbur	7
North	Taft	Wilbur Elementary	Peak Programs Inc	12
West	Hollywood	Wonderland Elementary	S.T.A.R. Education	5
North	Taft	Woodland Hills Academy	Friends of Woodland Hills Academy	3
North	Taft	Woodland Hills Academy	Lafc So Cal / West Valley Soccer	2
North	Taft	Woodland Hills Academy	The Riley Youth Foundation & Club	2
North	Taft	Woodland Hills Academy	Valley Hindu Temple	1
North	Taft	Woodland Hills Elementary	Woody's Clubhouse	1
West	Westchester	Wright Middle School	AYSO Region 7	1
West	Westchester	Wright Middle School	Delta Sigma Theta Sorority, Inc.	2
West	Westchester	Wright Middle School	Got Game Sports	1
West	Westchester	Wright Middle School	West LA Extended Day	3

		Region	Community of Schools	School	Organization	No. of Agmts
Board Member Number of Transactions:	5	East	South Los Angeles	20th Elementary	Crescendo Young Musicians Guild	1
Total Receipts:	183	East	South Los Angeles	Adams Middle School	Jefferson Spanish Congregation of Jehovah's Witnesses	2
	$3,577,275.72	East	South Los Angeles	Adams Middle School	Mayor's Fund for Los Angeles	1
		East	Historic Central Avenue	Ascot Elementary	Israel Missionary Baptist Church	1
		West	Glassell Park/Los Feliz	Atwater Elementary	Enrichment Educational Experiences E3	3
		West	Koreatown/Pico-Union	Berendo Middle School	The Korea Times	1
		West	Hollywood	Bernstein High School	One Ivy FC	2
		West	Hollywood	Bernstein High School	LASportsNet	6
		West	Hollywood	Bernstein High School	Reality Church of Los Angeles	1
		West	Hollywood	Bernstein High School	Sierra Vista Spanish Congregation of Jehovah's Witnesses	2
		West	Hollywood	Bernstein High School	Wednesday Basketball	2
		East	Historic Central Avenue	Carver Middle School	City of Los Angeles Council District 9	1
		East	Historic Central Avenue	Carver Middle School	Hawthorne Premier Soccer League	3
		East	Historic Central Avenue	Carver Middle School	LA Lighting	2
		East	Historic Central Avenue	Carver Middle School	Sana Morazan Sc Adult	4
		East	Historic Central Avenue	Carver Middle School	Tricolor Soccer League	3
		West	Hollywood	Cheremoya Elementary	Van Ness Recovery House	1
		East	South Los Angeles	Clinton Middle School	NewStory Church	1
		East	Bell/Cudahy/Maywood	Corona Elementary	Corona PTA	1
		East	Eagle Rock/Highland Park	Dahlia Heights Elementary	Enrichment Educational Eperiences/E3 Inc	2
		East	Eagle Rock/Highland Park	Dahlia Heights Elementary	Dahlia Heights Elementary PTA	1
		East	Eagle Rock/Highland Park	Dahlia Heights Elementary	Parker-Anderson Enrichment	4
		East	Eagle Rock/Highland Park	Delevan Elementary	Delevan Drive PTA	1
		East	Eagle Rock/Highland Park	Delevan Elementary	Enrichment Educational Eperiences/E3 Inc	1
		East	Eagle Rock/Highland Park	Eagle Rock Elementary	Eagle Rock Elementary PTA	5
		East	Eagle Rock/Highland Park	Eagle Rock Elementary	Enrichment Educational Eperiences/E3 Inc	2
		East	Eagle Rock/Highland Park	Eagle Rock Elementary	Nefesh LA	1
		East	Eagle Rock/Highland Park	Eagle Rock High School	Mission Valley Free Methodist Church	4
		East	Bell/Cudahy/Maywood	Elizabeth Learning Center	Union Latina Soccer League	2
		West	Glassell Park/Los Feliz	Elysian Heights Elementary	The Skateside, LLC	1
		West	Glassell Park/Los Feliz	Elysian Heights Elementary	PCS Enterprises, Inc. dba Prime Time Sports Camp	6
		East	Historic Central Avenue	Harmony Elementary	City of Los Angeles - Council District 9	1
		West	Koreatown/Pico-Union	Hobart Elementary	Korean Institute of Southern California	2
		East	Huntington Park/Vernon	Holmes Middle School	I.B.A.T. BASKETBALL	3
		East	Huntington Park/Vernon	Holmes Middle School	Sanjeev Gaur	2
		East	Huntington Park/Vernon	Huntington Park High School	Huntington Park Volley Clinic	2
		West	Glassell Park/Los Feliz	Irving Middle School	Los Angeles Premier Futbol Club	1
		West	Glassell Park/Los Feliz	Irving Middle School	Victory Resources	1
		West	Glassell Park/Los Feliz	Ivanhoe Elementary	Atwater Larchmont Masonic Temple Association	1
		West	Glassell Park/Los Feliz	Ivanhoe Elementary	Friends of Ivanhoe	2
		West	Glassell Park/Los Feliz	Ivanhoe Elementary	Friends of Ivanhoe	
		West	Glassell Park/Los Feliz	Ivanhoe Elementary	PCS Enterprises, Inc. dba Prime Time Sports Camp	3
		East	Historic Central Avenue	Jefferson High School	City of Los Angeles Department Recreation and Parks	1
		East	Historic Central Avenue	Jefferson High School	Emmanuel Church of God in Christ	4
		East	Historic Central Avenue	Jefferson High School	LA Demos Elite Youth Sports Club Inc	1
		East	Historic Central Avenue	Jefferson Senior High	SoCal NOMA Architecture Summer Camp	1
		West	Koreatown/Pico-Union	Kennedy Community of Schools	Association of California School Administrators	1

		Region	Community of Schools	School	Organization	No. of Agmts
		West	Koreatown/Pico-Union	Kennedy Community of Schools	ACSA Region 16	1
		West	Koreatown/Pico-Union	Kennedy Community of Schools	Gala Futbolito Latino	1
		West	Hollywood	Le Conte Middle School	Reality Church of Los Angeles	1
		West	Hollywood	Le Conte Middle School	Hollywood Forever, Inc.	1
		West	Hollywood	Le Conte Middle School	Reality Church of Los Angeles	1
		East	South Gate	Legacy High School	DAI General Contracting	1
		East	Historic Central Avenue	Los Angeles Academy Middle School	Avalon Foods	1
		West	Glassell Park/Los Feliz	Mayberry Elementary	Mayberry Street PTA	1
		West	Glassell Park/Los Feliz	Micheltorena Elementary	Conga Kids	1
		West	Glassell Park/Los Feliz	Micheltorena Elementary	Friends of Micheltorena	1
		West	Glassell Park/Los Feliz	Micheltorena Elementary	Parker-Anderson Enrichment	2
		West	Glassell Park/Los Feliz	Micheltorena Elementary	Premiere Valet Services, Inc.	5
		West	Glassell Park/Los Feliz	Micheltorena Elementary	Enrichment Educational Eperiences/E3 Inc	2
		East	Huntington Park/Vernon	Miles Elementary	Human Services Association	1
		East	Eagle Rock/Highland Park	Mount Washington Elementary	Friends of Mount Washington School	1
		East	Eagle Rock/Highland Park	Mount Washington Elementary	Imaginarium Kids LLC	1
		East	Eagle Rock/Highland Park	Mount Washington Elementary	Mount Washington Elementary PTA	21
		East	Eagle Rock/Highland Park	Mount Washington Elementary	Parker-Anderson Enrichment	7
		East	Eagle Rock/Highland Park	Mount Washington Elementary	Radical Radishes LLC (dba Radical Cooks)	5
		East	Eagle Rock/Highland Park	Mount Washington Elementary	S.T.A.R. Education	2
		East	South Gate	Odyssey High School	East Los Angeles Community College District	2
		East	Bell/Cudahy/Maywood	Orchard Acadmies	Union Latina Soccer League	1
		East	South Los Angeles	Orthopaedic Hospital High School	Congragacion Omega Spanish de los Testigos de Jehovah	1
		East	South Los Angeles	Orthopaedic Hospital High School	Congregation of Jehovah's Witnesses	1
		East	Eagle Rock/Highland Park	Rockdale Elementary	Rockdale Vapa PTA	3
		East	South Gate	San Miguel Elementary	Human Services Association	1
		East	South Los Angeles	Santee Education Complex	Harmony Project	3
		East	South Los Angeles	Santee Education Complex	Peak Plaza, L.P.	1
		West	Glassell Park/Los Feliz	Sotomayor Learning Academies	Hillsong LA LLC	5
		West	Glassell Park/Los Feliz	Sotomayor Learning Academies	Los Angeles Premier Futbol Club	1
		West	Glassell Park/Los Feliz	Sotomayor Learning Academies	Colorado Spanish Congregation	1
		East	South Gate	South East High School	South East High School PTSA	1
		East	South Gate	South Gate High School	East Los Angeles Community College District	3
		East	Eagle Rock/Highland Park	Toland Elementary	Toland Way PTA	2
		East	South Gate	Tweedy Elementary	Human Services Association	1
		East	South Gate	Tweedy Elementary	Tweedy Elementary PTA	1
		East	South Los Angeles	Wadsworth Elementary	City of Los Angeles Council District 9	1
		West	Koreatown/Pico-Union	West Adams High School	Starlings Volleyball COLA	3
Board Member	6	North	Sunland/Tujunga	Apperson Elementary	Apperson St. Elementary School PTA	5
Number of Transactions:	178	North	San Fernando/Sylmar	Chavez Learning Academy	Los Angeles Premier Futbol Club	1
Total Receipts:	$609,688.14	North	San Fernando/Sylmar	Chavez Learning Academy	Valley Youth Track	1
		North	San Fernando/Sylmar	Chavez Learning Academy	Thimsha Valley Youth Sports	1
		North	North Hollywood/Valley Village	East Valley High School	Congresswoman Luz Rivas	1
		North	North Hollywood/Valley Village	East Valley High School	LASportsNet	2
		North	North Hollywood/Valley Village	East Valley High School	Victory Outreach North Hollywood	6
		North	North Hollywood/Valley Village	East Valley High School	Public Works: LA Sanitation and Environment	1
		North	Van Nuys/Valley Glen	Erwin Elementary	Erwin Elementary PTA	4
		North	Panorama City	Fulton College Preparatory School	Childcare Resource Center	1

Region	Community of Schools	School	Organization	No. of Agmts
North	Monroe	Gledhill Elementary	Gledhill Elementary PTSA	4
North	Van Nuys/Valley Glen	Grant High School	L.A. Valley Boys	1
North	Van Nuys/Valley Glen	Grant High School	Atletico Southern California	1
North	Van Nuys/Valley Glen	Grant High School	Milan USA Academy -Atletico Southern California	1
North	Van Nuys/Valley Glen	Grant High School	Once Upon a Dance Inc.	1
North	Van Nuys/Valley Glen	Grant High School	Renegades Football Club	1
North	Van Nuys/Valley Glen	Grant High School	Sherman Oaks Basketball Club	2
North	Van Nuys/Valley Glen	Grant High School	Soccer Routes	1
North	San Fernando/Sylmar	Harding Elementary	Y.M.C.A of Metropolitan Los Angeles	1
North	San Fernando/Sylmar	Harding Elementary	Harding Street PTA	7
North	San Fernando/Sylmar	Harding Elementary	Y.M.C.A of Metropolitan Los Angeles	3
North	San Fernando/Sylmar	Herrick Elementary	Herrick Elementary School PTA	1
North	North Hollywood/Valley Village	Lankershim Elementary	Lankershim Arts Center - City of Los Angeles, Department of Cultural Affairs	1
North	North Hollywood/Valley Village	Lankershim Elementary	Sofia Pinelli	1
North	Monroe	Lassen Elementary	Lassen School PTA	6
North	Van Nuys/Valley Glen	Madison Middle School	Individual team- Sat AM bball	1
North	Van Nuys/Valley Glen	Madison Middle School	LASportsNet	4
North	Van Nuys/Valley Glen	Monlux Elementary	Davidian and Mariamian Educational Foundation	2
North	Van Nuys/Valley Glen	Monlux Elementary	Monlux ES PTA	1
North	Monroe	Monroe High School	Church Of Christ	1
North	Monroe	Monroe High School	LA Warriors Youth Basketball	1
North	Monroe	Monroe High School	Outrigger Youth Athletics	2
North	Monroe	Monroe High School	Pacific Coast Baseball League	1
North	Monroe	Monroe High School	SFVJACC Athletics	1
North	Monroe	Monroe High School	West Valley Basketball Winners!	4
North	Monroe	Monroe High School	5 Estrella's Isotopes	1
North	Monroe	Monroe High School	Liberty Pentecostal Church of the Apostolic Faith	1
North	Sunland/Tujunga	Mount Gleason Middle School	Mount Gleason Middle School PTSA	2
North	Sunland/Tujunga	Mountain View Elementary	Good Day Club	3
North	Sunland/Tujunga	Mountain View Elementary	Mountain View Elementary PTA	9
North	Panorama City	Noble Elementary	Nobel PTSA	1
DACE	n/a	North Valley Occupational Center	Heritage Christian School	2
DACE	n/a	North Valley Occupational Center	Islamic Center Northridge	4
North	Sun Valley	Pacoima Middle School	Valley Bengali Community	1
North	Sun Valley	Pacoima Middle School	West Coast Monstars	3
North	Sunland/Tujunga	Plainview Elementary	Volunteers of America of Los Angeles	1
North	Monroe	Plummer Elementary	Heroes Rescue Mission	1
North	Sun Valley	Polytechnic High School	Pacific Coast Baseball League	6
North	North Hollywood/Valley Village	Rio Vista Elementary	Parker-Anderson Enrichment	3
North	North Hollywood/Valley Village	Rio Vista Elementary	Rio Vista Elementary PTA	6
North	North Hollywood/Valley Village	Rio Vista Elementary	Y.M.C.A of Metropolitan Los Angeles	2
North	North Hollywood/Valley Village	Rio Vista Elementary	Parker-Anderson Enrichment	4
North	Kennedy/NAHS/VAAS	San Jose Elementary	Rocketology, Professor Egghead Science Academy	1
North	Kennedy/NAHS/VAAS	San Jose Elementary	Sky High Enrichment dba Academic Chess	1
North	Kennedy/NAHS/VAAS	San Jose Elementary	San Jose Street Elementary PTA	1
North	Kennedy/NAHS/VAAS	San Jose Elementary	Sky High Enrichment	1
North	San Fernando/Sylmar	San Fernando High School	YWCA Greater Los Angeles	1
North	San Fernando/Sylmar	San Fernando High School	Crossroads/ United States of America Wresting Association	1
North	San Fernando/Sylmar	San Fernando High School	OH Entertainment & Services LLC	1

		Region	Community of Schools	School	Organization	No. of Agmts
		North	San Fernando/Sylmar	San Fernando High School	Pacific Coast Baseball League	4
		North	San Fernando/Sylmar	San Fernando Middle School	Grace Anglican Church Santa Clarita	1
		North	San Fernando/Sylmar	San Fernando Middle School	Brand Congregation	2
		North	North Hollywood/Valley Village	Science Academy	Science Academy Fundraising Initiative	2
		North	Sun Valley	Strathern Elementary	Strathern St PTA	1
		North	Sunland/Tujunga	Sunland Elementary	Sunland Elementary PTA	5
		North	San Fernando/Sylmar	Sylmar High School	Pacific Coast Baseball League	5
		North	San Fernando/Sylmar	Sylmar High School	Cristina Gutierrez	1
		North	North Hollywood/Valley Village	Toluca Lake Elementary	Kallpachay Spanish Immersion	1
		North	North Hollywood/Valley Village	Toluca Lake Elementary	Mosaic LA	1
		North	North Hollywood/Valley Village	Toluca Lake Elementary	Nordic American Athletics	1
		North	North Hollywood/Valley Village	Toluca Lake Elementary	Parker-Anderson Enrichment	1
		North	North Hollywood/Valley Village	Toluca Lake Elementary	Y.M.C.A of Metropolitan Los Angeles	2
		North	North Hollywood/Valley Village	Toluca Lake Elementary	Kallpachay Spanish Immersion	1
		North	North Hollywood/Valley Village	Toluca Lake Elementary	Toluca Lake Elementary PTA	4
		North	North Hollywood/Valley Village	Toluca Lake Elementary	Y.M.C.A of Metropolitan Los Angeles	1
		North	Panorama City	Valerio Elementary	Childcare Resource Center	1
		North	Sun Valley	Valley Oaks Center for Enriched Studies	LASportsNet	2
		North	Sunland/Tujunga	Verdugo Hills High School	Pacific Coast Baseball League	4
		North	Sunland/Tujunga	Verdugo Hills High School	Verdugo Hills HS Class of 1974 Reunion Committee	1
		North	San Fernando/Sylmar	Vista del Valle Elementary	Vista del Valle PTA	7
Board Member	7	South	Achievement Network	109th Elementary	City of Los Angeles Council District 8	1
Number of Transactions:	70	South	Gardena	156th Elementary	156th Street Elementary PTA	3
Total Receipts:	$173,249.40	South	Carson	232nd Elementary	Friends of 232nd Place School	1
		East	Historic Central Avenue	Angelou High School	City of Los Angeles Council District 9	2
		East	Historic Central Avenue	Aurora Elementary	Bethlehem Temple Church	1
		South	Carson	Caroldale Learning Community	City of Carson	5
		South	Carson	Carson High School	Carson High Boosters Club	1
		South	Carson	Catskill Elementary	Catskill Cougars PTA	2
		South	Gardena	Chapman Elementary	Chapman Elementary PTA	5
		South	Carson	Curtiss Middle School	Coast Soccer League Inc	1
		South	Carson	Curtiss Middle School	Golden State Youth Soccer League	4
		South	San Pedro	Dana Middle School	San Pedro City Ballet	1
		South	San Pedro	Dana Middle School	Palos Verdes Land Conservancy	2
		South	San Pedro	Dodson Middle School	Dodson Drama Booster Club	3
		South	Carson	Dolores Elementary	Dolores Street PTA	2
		South	Harbor City/Lomita	Eshelman Elementary	Eshelman Ave Elementary Firebirds PTO	1
		South	Harbor City/Lomita	Eshelman Elementary	Remembrance Community Church	1
		South	Wilmington	Fries Elementary	Fries Avenue SteamAcademy PTO	1
		South	Wilmington	George de la Torre Jr Elementary	George de la Torre Jr Elementary PTA	4
		South	Wilmington	Gulf Elementary	Gulf Avenue Elementary School P.T.O.	1
		South	Harbor City/Lomita	Halldale Elementary	Halldale Ave Elementary PTA	2
		South	Rivera	King-Drew High School	Drew League Foundation	1
		South	Rivera	King-Drew High School	Comedy Records	1
		South	Harbor City/Lomita	Lomita Elementary	Lomita Steam Magnet PTSA	3
		South	Fremont	Markham Middle School	AYSO Region 1595	1
		South	Fremont	Markham Middle School	AYSO	1
		South	Harbor City/Lomita	Meyler Elementary	Meyler Street Elementary PTO	1
		South	Harbor City/Lomita	Narbonne High School	South Bay Tamil Sangam	3

		Region	Community of Schools	School	Organization	No. of Agmts
		South	Harbor City/Lomita	Narbonne High School	CIF Los Angeles City Section	1
		South	San Pedro	Park Western Elementary	Park Western Place PTA	1
		South	San Pedro	Point Fermin Elementary	Point Fermin PTO	2
		South	Harbor City/Lomita	President Elementary	President Avenue PTA	5
		South	Carson	Rancho Dominguez High School	City of Carson	1
		South	Carson	Rancho Dominguez High School	South Bay F.O.R. Junior Sports Association	1
		South	Carson	Rancho Dominguez High School	Deportivo Miguel Hidalgo	1
		South	Rivera	Rivera Learning Complex	Mint Valet Parking Services, Inc.	1
		South	Carson	White Middle School	City of Carson	2
Total of Transactions:	**2048**					
Total Receipts:	**$13,409,211.30**					

D. Other Agreements (Beautification, Joint-Use, etc.)

		Region	Community of Schools	School	Organization	No. of Agmts
Board Member	1	South	HEET (W)	Washington High School	Assembly Films Inc dba Honor Society Media	1
Number of Transactions:	4	West	Fairfax	Saturn Elementary School	City Year, Inc.	1
Total Receipts:	$0.00	West	Hamilton	Shenandoah Elementary School	Cisnero Tree Care LA	1
		West	Hamilton	Carthay Elementary School	Carthay ESM PTA	1
Board Member	2	East	Lincoln Heights/El Sereno	City Terrace Elementary School	City Year Los Angeles	1
Number of Transactions:	1					
Total Receipts:	$0.00					
Board Member	3	North	North Hollywood/Valley Village	Reed Middle School	Friends of Reed	1
Transactions:	1					
Total Receipts:	$0.00					
Board Member	4	West	Fairfax	Fairfax High School	City Year Los Angeles	1
Number of Transactions:	4	West	Venice	Twain Middle School	Friends of Mark Twain	1
Total Receipts:	$0.00	West	West LA	Warner Elementary School	Warner Avenue Foundation	1
		West	Venice	Twain Middle School	Friends of Mark Twain	1
Board Member	5	DACE	n/a	Tweedy Learning Center	Cooper Drum Coopertating Parties Group	1
Number of Transactions:	1					
Total Receipts:	$6,217.84					
Board Member	6	North	Sunland/Tujunga	Mountain View Elementary	Mountain View Elementary PTA	1
Number of Transactions:	1					
Total Receipts:	$0.00					
Board Member	7	South	Wilmington	Banning High School	Sharefest Community Development, Inc	1
Number of Transactions:	7	South	n/a	Fort MacArthur	International Bird Rescue	1

		Region	Community of Schools	School	Organization	No. of Agmts
Total Receipts:	3	South	Fremont	Joyner Elementary School	City Year Los Angeles	1
	$0.00	South	Carson	Dominguez ES	Sharefest	1
Total of Transactions:	**15**					
Total Receipts:	**$6,217.84**					

E. Civic Center Permits

		Region	Community of Schools	School	Organization	No. of Agmts
Board Member Number of Transactions:	1	South	Heet (C/D)	Audubon Middle School	American Youth Soccer Organization (AYSO) 1031	1
Total Receipts:	48	West	LA Mid-City	Cochran Middle School	Inner City Sports Connection	3
	$158,161.00	South	Heet (C/D)	Crenshaw High School	American Youth Soccer Organization (AYSO) 1031	1
		South	Heet (C/D)	Crenshaw High School	BlacklistLA Run Organization, Inc	4
		South	Heet (C/D)	Dorsey High School	American Youth Soccer Organization (AYSO) 1031	1
		South	Freemont	Figueroa Elementary	Girl Scouts of Greater Los Angeles	1
		West	Hamilton	Hamilton High School	Project M.V.P	7
		South	South Mid-City	Hawkins High School	AYSO United	1
		South	South Mid-City	Hawkins High School	Pachuca Soccer League	1
		West	LA Mid-City	Los Angeles High School	City of Los Angeles Department of Recreation and Parks	1
		West	LA Mid-City	Los Angeles High School	Los Angeles Volleyball Club	3
		South	South Mid-City	Mann Middle School	American Youth Soccer Organization (AYSO) 1031	2
		South	Manual Arts/Vermont Square	Obama Global Preparation Academy	City of LA Bureau of Street Services	1
		South	Manual Arts/Vermont Square	Obama Global Preparation Academy	City of Los Angeles Department of Recreation and Parks - Community School Parks (CSP)	6
		West	Hamilton	Palms Middle School	Los Angeles Volleyball Club	5
		West	LA Mid-City	Pio Pico Middle School	City of Los Angeles Department of Recreation and Parks - Community School Parks (CSP)	4
		South	Heet (W)	Washington High School	Los Angeles Jets Track Club	5
		South	Heet (W)	Woodcrest Elementary	Child Evangelism Fellowship Inc., LA City Chapter	1
Board Member Number of Transactions:	2	East	Downtown	Belmont High School	Beat the Streets - Los Angeles, Inc	6
Total Receipts:	80	East	Downtown	Belmont High School	DPL - Development Player League	1
	$253,125.00	East	Downtown	Belmont High School	LA Alhambra Soccer League	3
		East	Downtown	Castelar Elementary	Child Evangelism Fellowship Inc., LA City Chapter	2
		East	Macarthur Park	Contreras Learning Complex	BlacklistLA Run Organization, Inc	1
		East	Macarthur Park	Contreras Learning Complex	Club Leon Los Angeles	4
		East	Macarthur Park	Contreras Learning Complex	Downtown Soccer Club aka Downtown LA Soccer Club	1
		East	Macarthur Park	Contreras Learning Complex	Jewel City United	1
		East	Macarthur Park	Contreras Learning Complex	LA Alhambra Soccer League	2
		East	Lincoln Heights/El Sereno	El Sereno Middle School	Community Youth Council	2
		East	Lincoln Heights/El Sereno	El Sereno Middle School	LA Alhambra Soccer League	3
		East	Lincoln Heights/El Sereno	El Sereno Middle School	SoCal East Student Athlete Academy	3
		East	Lincoln Heights/El Sereno	El Sereno Middle School	Southern California Tigers Youth Club	1
		East	Eagle Rock/Highland Park	Franklin High School	LA Alhambra Soccer League	2
		East	Lincoln Heights/El Sereno	Griffin Elementary	Child Evangelism Fellowship Inc., LA City Chapter	1

		Region	Community of Schools	School	Organization	No. of Agmts
		East	East Los Angeles	Griffith Middle School	East LA Bulldogs Youth Football and Cheer	1
		East	Boyle Heights	Hollenbeck Middle School	AYSO Region 1304 L.A. Heights	1
		East	Boyle Heights	Hollenbeck Middle School	Community Youth Council	1
		West	Glassell Park/Los Feliz	King Middle School	Atletico Silverlake	1
		West	Glassell Park/Los Feliz	King Middle School	AYSO 1567 Los Feliz	5
		East	Macarthur Park	Liechty Middle School	Downtown Soccer Club aka Downtown LA Soccer Club	3
		East	Macarthur Park	Liechty Middle School	Jewel City United	1
		East	Boyle Heights	Mendez High School	Boyle Heights Youth Football/Cheer	1
		East	Boyle Heights	Mendez High School	AYSO Region 1304 L.A. Heights	2
		East	Boyle Heights	Mendez High School	LA Alhambra Soccer League	4
		West	Koreantown/Pico Union	Politi Elementary	City of Los Angeles Department of Recreation and Parks -	5
		East	Boyle Heights	Roosevelt High School	AYSO Region 1304 L.A. Heights	1
		East	Boyle Heights	Roosevelt High School	Community Youth Council	2
		East	Boyle Heights	Roosevelt High School	Southern California Tigers Youth Club	2
		East	Downtown	Roybal Learning Center	Marie Wong, Landau Lawyers League	2
		East	Downtown	Roybal Learning Center	Southern California Tigers Youth Club	1
		East	East Los Angeles	Torres High School	CYC Invitational	2
		East	East Los Angeles	Torres High School	Dribble Drive Basketball Team	1
		East	East Los Angeles	Torres High School	Jets/Jetts	3
		East	East Los Angeles	Torres High School	SoCal East Student Athlete Academy	4
		East	East Los Angeles	Torres High School	Southern California Tigers Youth Club	3
		East	Lincoln Heights/El Sereno	Wilson High School	SoCal East Student Athlete Academy	1
Board Member	3	North	Kennedy/NAHS/VAAS	Andasol Elementary	Child Evangelism Fellowship	3
Number of Transactions:	191	North	Van Nuys/Valley Glen	Armstrong Middle School	Jewel City United	2
Total Receipts:	$200,839.00	North	Van Nuys/Valley Glen	Armstrong Middle School	LA Warriors Youth Basketball	10
		North	Van Nuys/Valley Glen	Armstrong Middle School	Studio City Recreation Center (City of LA Department of Rec & Parks)	1
		North	Van Nuys/Valley Glen	Armstrong Middle School	Valley Apex Basketball	2
		North	Van Nuys/Valley Glen	Armstrong Middle School	Warriors youth basketball	1
		North	Kennedy/NAHS/VAAS	Balboa Elementary	Child Evangelism Fellowship	3
		North	Reseda	Bassett Elementary	Child Evangelism Fellowship	2
		North	Canoga Park/Chatsworth	Beckford Elementary	Child Evangelism Fellowship	4
		North	Cleveland	Calahan Elementary	Child Evangelism Fellowship	2
		North	Canoga Park/Chatsworth	Canoga Park Elementary	Child Evangelism Fellowship	2
		North	Canoga Park/Chatsworth	Canoga Park High School	Beat the Streets - Los Angeles, Inc	8
		North	Canoga Park/Chatsworth	Canoga Park High School	Hype Basketball	10
		North	Canoga Park/Chatsworth	Canoga Park High School	Outrigger Youth Athletics	2
		North	Canoga Park/Chatsworth	Capistrano Elementary	Child Evangelism Fellowship	3
		North	Kennedy/NAHS/VAAS	Castlebay Elementary	Child Evangelism Fellowship	3
		North	Kennedy/NAHS/VAAS	Castlebay Elementary	Porter Ranch Neighborhood Council	3
		North	Van Nuys/Valley Glen	Chandler Elementary	Child Evangelism Fellowship	3
		North	Canoga Park/Chatsworth	Chatsworth High School	CAVS Basketball	1
		North	Canoga Park/Chatsworth	Chatsworth High School	Pinoy Ballers	1
		North	Canoga Park/Chatsworth	Chatsworth High School	Southern California CAVS Youth Basketball Program	4
		North	Canoga Park/Chatsworth	Chatsworth High School	Valley Korean American Parents Association/ DBA San Fernando Valley Youth Leaders	4
		North	Canoga Park/Chatsworth	Chatsworth Park Elementary	Child Evangelism Fellowship	3
		North	North Hollywood/Valley Village	Colfax Elementary	Valley Village Residents Association	3
		North	Kennedy/NAHS/VAAS	Danube Elementary	Child Evangelism Fellowship	3

		Region	Community of Schools	School	Organization	No. of Agmts
		North	Kennedy/NAHS/VAAS	El Oro Elementary	Child Evangelism Fellowship	2
		North	Reseda	Gault Elementary	Lake Balboa Neighborhood Council	3
		North	Kennedy/NAHS/VAAS	Granada Elementary	Child Evangelism Fellowship	3
		North	Taft	Hale Middle School	Alex Cruz	1
		North	Taft	Hale Middle School	Leaders and Champions/ Alex Cruz	1
		North	Taft	Hale Middle School	Valley Stars Baskeball Academy	2
		North	Monroe	Holmes Middle School	BFLYHOOPS	5
		North	Monroe	Holmes Middle School	SFVJACC Athletics	2
		North	Canoga Park/Chatsworth	Lawrence Middle School	City of Los Angeles- Chatsworth Neighborhood Council	3
		North	Reseda	Lemay Elementary	Child Evangelism Fellowship	3
		North	Cleveland	Lorne Elementary	Child Evangelism Fellowship	3
		North	Kennedy/NAHS/VAAS	Mayall Elementary	Child Evangelism Fellowship	4
		North	Reseda	Mulholland Middle School	City of LA Department of Recreation & Parks (Balboa Sports Complexer)	7
		North	Reseda	Mulholland Middle School	OH Entertainment & Services LLC	1
		North	Reseda	Mulholland Middle School	Valley Soccer League Inc.	1
		North	Reseda	Mulholland Middle School	Valley Stars Basketball Academy	2
		North	Cleveland	Napa Elementary	Child Evangelism Fellowship	4
		North	Kennedy/NAHS/VAAS	Northridge Academy High School	Granada Hills Recreation Center, City of Los Angeles	1
		North	Kennedy/NAHS/VAAS	Northridge Academy High School	Outrigger Youth Athletics	1
		North	Cleveland	Northridge Middle School	City of Los Angeles Department of Recreation and Parks - Community School Parks (CSP)	5
		North	Cleveland	Northridge Middle School	Northridge South Neighborhood Council	3
		North	Cleveland	Northridge Middle School	SFVJACC Athletics	1
		North	Cleveland	Northridge Middle School	United Teachers Los Angeles	1
		North	North Hollywood/Valley Village	Reed Middle School	Boy Scouts of America	2
		North	North Hollywood/Valley Village	Reed Middle School	Girl Scouts of Greater LA Troop 5503	2
		North	Canoga Park/Chatsworth	Superior Elementary	Child Evangelism Fellowship	4
		North	Canoga Park/Chatsworth	Superior Elementary	Cub Scout Pack 226	6
		North	Canoga Park/Chatsworth	Topeka Elementary	Child Evangelism Fellowship	3
		North	Kennedy/NAHS/VAAS	Tulsa Elementary	Child Evangelism Fellowship	3
		North	Kennedy/NAHS/VAAS	Valley Academy of Arts and Sciences	Granada Hills Recreation Center, City of Los Angeles	2
		North	Kennedy/NAHS/VAAS	Valley Academy of Arts and Sciences	Valley Apex Basketball	1
		North	Van Nuys/Valley Glen	Van Nuys High School	Be Limitless Futbol School	6
		North	Van Nuys/Valley Glen	Van Nuys High School	LASportsNet NP	2
		North	Van Nuys/Valley Glen	Van Nuys High School	Up Next Academy Inc.	3
		North	Van Nuys/Valley Glen	Van Nuys High School	USA Prodigies Talent Development Inc	7
		North	Van Nuys/Valley Glen	Van NuysMiddle School	Tarzana Treatment Centers College	1
		North	Taft	Welby Elementary	Child Evangelism Fellowship	4
		North	Taft	Welby Elementary	Girl Scouts	3
Board Member	4	West	Venice	Broadway Elementary	Girl Scouts of Greater Los Angeles	4
Number of Transactions:	99	West	Fairfax	Fairfax High School	AYSO Region 78 Hollywood-Wilshire	5
Total Receipts:	$261,659.00	North	Cleveland	Fullbright Elementary	Child Evangelism Fellowship	4
		North	Reseda	Garden Grove Elementary	City of Los Angeles Department of Recreation and Parks - Community School Parks (CSP)	4
		West	Hollywood	Hollywood High School	Hollywood Police Activities League	1
		West	Hollywood	Hollywood High School	Jewel City United	3

		Region	Community of Schools	School	Organization	No. of Agmts
		West	Hollywood	Hollywood High School	West Hollywood Club, Inc.	1
		West	Venice	Marina Del Rey Middle School	Venice Japanese Community Center, Inc. DBA: Venice Youth Council	1
		West	Venice	Marina Del Rey Middle School	Del Rey Neighborhood Council	1
		West	Venice	Marina Del Rey Middle School	Edge Community Sports	1
		West	Venice	Marina Del Rey Middle School	Venice Japanese Community Center, Inc. DBA: Venice Youth Council	2
		West	Huntington Park/Vernon	Marquez Elementary	Marquez Knolls Association	1
		West	Westchester	Open Elementary	City of Los Angeles Department of Recreation and Parks - Community School Parks (CSP)	7
		West	Westchester	Open Elementary	Los Angeles Neighborhood Land Trust	2
		North	Taft	Portola Middle School	Alex Cruz	2
		North	Taft	Portola Middle School	Beith David Educational Center	1
		North	Taft	Portola Middle School	Delta Team	1
		North	Taft	Portola Middle School	SFVJACC Athletics	1
		North	Reseda	Reseda Elementary	Child Evangelism Fellowship	4
		West	West LA	Roscomare Elementary	Bel Air Hills Association	2
		North	Cleveland	Sutter Middle School	SFV sporting union	2
		West	West LA	Topanga Elementary	Supervisor Lindsey Horvath	1
		West	Venice	Twain Middle School	Girl Scouts of Greater Los Angeles	7
		West	West LA	University High School	AYSO Region 70 (West LA)	1
		West	West LA	University High School	Edge Community Sports	6
		West	West LA	University High School	Marie Wong, Landau Lawyers League	1
		West	West LA	University High School	West Coast Tigers Basketball	4
		West	West LA	Webster Middle School	Agents Of Change	1
		West	West LA	Webster Middle School	Los Angeles Volleyball Club	5
		West	Westchester	Westchester High School	A.Y.S.O. Region 7	3
		West	Venice	Westminster Elementary	Venice Neighborhood Council	3
		West	Hollywood	Wonderland Elementary	LAFD	1
		North	Taft	Woodland Hills Academy	HYPE Basketball	6
		North	Taft	Woodland Hills Academy	LA Warriors youth Basketball	2
		North	Taft	Woodland Hills Academy	LAFC So Cal / West Valley Soccer	2
		North	Taft	Woodland Hills Academy	sfv sporting union	2
		North	Taft	Woodland Hills Academy	Valley Stars Basketball Academy	2
		West	Westchester	Wright Middle School	AYSO Region 7	2
Board Member	5	East		Adams Middle School	LA Active Sports	3
Number of Transactions:	54	West		Bernstein High School	Hollywood Police Activites League	2
Total Receipts:	$145,488.00	East		Carver Middle School	LA Lightning	3
		East		Carver Middle School	SANA Morazan SC Youth	1
		East		Carver Middle School	SANA youth	1
		East		Clinton Middle School	LA Lightning	1
		East		Elizabeth Learning Center	Pachuca Soccer League	1
		East		Gage Middle School	Woodcraft Rangers	1
		West		Harvard Elementary	City of Los Angeles Department of Recreation and Parks - Community School Parks (CSP)	5
		East		Huntington Park High School	Huntington Park Youth Football & Cheer Assoc	3
		West		Irving Middle School	AYSO 1567 Los Feliz	5
		West		Irving Middle School	Jewel City United	2
		East		Jefferson High School	City Plants with City of LA	1

		Region	Community of Schools	School	Organization	No. of Agmts
		East		Legacy High School	Woodcraft Rangers	1
		East		Nimitz Middle School	Woodcraft Rangers	1
		West		Ramona Elementary	City of Los Angeles Department of Recreation and Parks - Community School Parks (CSP)	5
		East		San Miguel Elementary	Child Evangelism Fellowship Inc., LA City Chapter	2
		West		Sotomayor Learning Academies	AYSO 1567 Los Feliz	2
		West		Sotomayor Learning Academies	DPL - Development Player League	2
		West		Sotomayor Learning Academies	Jewel City United	3
		West		Sotomayor Learning Academies	Southern California Tigers Youth Club	1
		East		Walnut Park Elementary	Child Evangelism Fellowship	1
		East		Walnut Park Middle School	Woodcraft Rangers	4
		West		West Adams High School	Liga Centroamerica	1
		West		West Adams High School	SANA Morazan SC Youth	1
		West		West Adams High School	Starlings Volleyball COLA	4
Board Member	6	North	Sun Valley	Arminta Elementary	Boy Scouts of America	3
Number of Transactions:	132	North	Sun Valley	Beachy Elementary	Child Evangelism Fellowship	3
Total Receipts:	$144,484.00	North	San Fernando/Sylmar	Broadous Elementary	Boy Scouts of America	3
		North	Panorama City	Burton Elementary	Boy Scouts of America	3
		North	North Hollywood/Valley Village	Camellia Elementary	City of Los Angeles Department of Recreation and Parks - Community School Parks (CSP)	4
		North	Sun Valley	Canterbury Elementary	Child Evangelism Fellowship	5
		North	San Fernando/Sylmar	Chavez Learning Academies - Teacher Preparation Academy	Jewel City United	4
		North	Sun Valley	Coughlin Elementary	Boy Scouts of America	3
		North	Sun Valley	Coughlin Elementary	Child Evangelism Fellowship	2
		North	North Hollywood/Valley Village	East Valley High School	Lights Out Basketball	1
		North	North Hollywood/Valley Village	East Valley High School	NoHo Neighborhood Council	3
		North	North Hollywood/Valley Village	East Valley High School	Up Next Academy Inc.	3
		North	North Hollywood/Valley Village	Fair Elementary	Boy Scouts of America	3
		North	Sun Valley	Fernangeles Elementary	Boy Scouts of America	3
		North	Van Nuys/Valley Glen	Grant High School	Bflyhoops	2
		North	Van Nuys/Valley Glen	Grant High School	Homenetmen North Hollywood Chapter	5
		North	Van Nuys/Valley Glen	Grant High School	Lights Out Basketball	1
		North	Van Nuys/Valley Glen	Grant High School	Studio City Recreation Center (City of LA Deparmtent of Rec & Parks)	1
		North	Van Nuys/Valley Glen	Grant High School	Up Next Academy Inc.	4
		North	San Fernando/Sylmar	Herrick Elementary	Child Evangelism Fellowship	2
		North	San Fernando/Sylmar	Hubbard Elementary	Child Evangelism Fellowship	3
		North	Monroe	Lassen Elementary	Child Evangelism Fellowship	2
		North	Sun Valley	Maclay Middle School	Child Evangelism Fellowship	2
		North	Van Nuys/Valley Glen	Madison Middle School	Courtside Community Foundation	2
		North	Monroe	Monroe High School	LA Warriors Youth Basketball	4
		North	Monroe	Monroe High School	Outrigger Youth Athletics	6
		North	Monroe	Monroe High School	SFVJACC Athletics	3
		North	San Fernando/Sylmar	Morningside Elementary	Child Evangelism Fellowship	2
		North	Sunland/Tujunga	Mount Gleason Middle School	Jewel City United	1
		North	Sunland/Tujunga	Mountain View Elementary	Child Evangelism Fellowship	1
		North	Panorama City	Noble Elementary	Child Evangelism Fellowship	3
		North	San Fernando/Sylmar	O'Melveny Elementary	Boy Scouts of America	3

		Region	Community of Schools	School	Organization	No. of Agmts
		North	Sun Valley	Pacoima Middle School	SFV Sporting Union	1
		North	Sun Valley	Pacoima Middle School	Valley Soccer League Inc	1
		North	Panorama City	Ranchito Elementary	Boy Scouts of America	3
		North	San Fernando/Sylmar	San Fernando HS	Lights Out Basketball	3
		North	San Fernando/Sylmar	San Fernando HS	San Fernando Ligers	1
		North	San Fernando/Sylmar	San Fernando HS	USA Prodigies Talent Development Inc.	1
		North	San Fernando/Sylmar	San Fernando HS	Young Kings & Queens LLC	2
		North	Sun Valley	Saticoy Elementary	Child Evangelism Fellowship	3
		North	North Hollywood/Valley Village	Sendak Elementary	Boy Scouts of America	3
		North	Sun Valley	Sharp Elementary	Child Evangelism Fellowship	4
		North	San Fernando/Sylmar	Sylmar Elementary	Child Evangelism Fellowship	3
		North	San Fernando/Sylmar	Telfair Elementary	Child Evangelism Fellowship	3
		North	North Hollywood/Valley Village	Toluca Lake Elementary	Greater Toluca Lake Neighborhood Council	2
		North	Panorama City	Valerio Elementary	Boy Scouts of America	3
		North	Panorama City	Valerio Elementary	Child Evangelism Fellowship	3
		North	Sun Valley	Vena Elementary	Boy Scouts of America	3
		North	North Hollywood/Valley Village	Victory Elementary	Boy Scouts of America	3
Board Member	7	South	Fremont	107th St. Elementary	Child Evangelism Fellowship Inc., L A City Chapter	1
Number of Transactions:	97	South	Achievement Network	116th St. Elementary	Harbor Gateway North Neighborhood Council	1
Total Receipts:	$183,723.00	South	Fremont	118th St. Elementary	Child Evangelism Fellowship Inc., LA City Chapter	2
		South	Fremont	118th St. Elementary	Harbor Gateway North Neighborhood Council	2
		South	Achievement Network	92nd St. Elementary	Child Evangelism Fellowship Inc., LA City Chapter	1
		South	Carson	Ambler Elementary	Child Evangelism Fellowship	3
		East	Historic Central Avenue	Angelou High School	Liga Centro America	3
		South	San Pedro	Bandini Elementary	Child Evangelism Fellowship	2
		South	San Pedro	Bandini Elementary	Child Evangelism Fellowship - South Bay Chapter	2
		South	Wilmington	Banning High School	Deportivo Miguel Hidalgo	2
		South	Wilmington	Banning High School	Ha Raiders Youth Sports	1
		South	Fremont	Bethune Middle School	City of Los Angeles Department of Recreation and Parks - Community School Parks (CSP)	5
		South	Carson	Carnegie Middle School	South Bay F.O.R. Junior Sports Association	1
		South	Carson	Carnegie Middle School	South Bay Youth Basketball	1
		South	Carson	Caroldale Learning Community	Child Evangelism Fellowship	2
		South	Carson	Carson High School	City of Carson	9
		South	Carson	Carson High School	HA Raiders Youth Sports	3
		South	Carson	Carson High School	South Bay F.O.R. Junior Sports Association	2
		South	Carson	Carson High School	South Bay Youth Basketball	1
		South	Carson	Curtiss Middle School	City of Carson	4
		South	Carson	Curtiss Middle School	Coast Soccer League /UIFC	4
		South	Rivera	Dymally High School	SANA Youth	1
		South	Rivera	Dymally High School	Watts Rams	3
		South	Harbor City/Lomita	Eshelman Elementary	Child Evangelism Fellowship	2
		South	Harbor City/Lomita	Eshelman Elementary	Child Evangelism Fellowship - South Bay Chapter	2
		South	Harbor City/Lomita	Fleming Middle School	City of Lomita	1
		South	Gardena	Gardena High School	South Bay F.O.R. Junior Sports Association	1
		South	Gardena	Gardena High School	South Bay Youth Basketball	1
		South	Gardena	Gardena High School	Southern California Tigers Youth Club	1
		South	Harbor City/Lomita	Halldale Elementary	City of Los Angeles - Harbor Gateway South Neighborhood Council	3

		Region	Community of Schools	School	Organization	No. of Agmts
		South	Harbor City/Lomita	Lomita Elementary	City of Lomita	1
		South	Fremont	Markham Middle School	A.Y.S.O. Region 1595	3
		South	Carson	Rancho Dominguez High School	City of Carson	4
		South	Carson	Rancho Dominguez High School	Coast Soccer League /UIFC	1
		South	Carson	Rancho Dominguez High School	Deportivo Miguel Hidalgo	2
		South	Carson	Rancho Dominguez High School	South Bay F.O.R. Junior Sports Association	1
		South	Carson	Rancho Dominguez High School	South Bay Youth Basketball	2
		South	Carson	Rancho Dominguez High School	Southern California Tigers Youth Club	2
		South	San Pedro	San Pedro High School	Beat the Streets - Los Angeles, Inc	3
		South	San Pedro	San Pedro High School	Port of Los Angeles Buccaneers (LA Monsters Sports Academy, Inc. DBA)	7
		South	Carson	White Middle School	City of Carson	4
Total of Transactions:	**701**					
Total Receipts:	**$1,347,479.00**					

F. Charter Facility Use Agreements

		Region	Community of Schools	School	Charter School	No. of Agmts
Board Member Number of Transactions:	1	South	Manual Arts/Vermont Square	24th Street Elementary School	Crown Prep Academy	1
Total Receipts:	7	South	HEET (C/D)	42nd Street Elementary School	ISANA Nascent Academy	1
	$1,792,579.41	West	LA Mid-City	6th Avenue Elementary School	Lashon Academy City	1
		South	HEET (C/D)	Audubon Middle School	CATCH Prep Charter High Inc.	1
		South	HEET (W)	Harte Prep Middle School	Ednovate South LA College Prep	1
		South	Manual Arts/Vermont Square	King Jr Elementary School	New Heights Charter School	1
		West	LA Mid-City	Wilton Elementary School	Magnolia Science Academy 6	1
Board Member Number of Transactions:	2	East	Boyle Heights	2nd Street Elementary School	Extera Public School	1
Total Receipts:	6	East	Downtown	Belmont High School	Los Angeles Academy of Arts and Enterprise	1
	$1,137,492.56	East	Boyle Heights	Breed Elementary School	Extera Public School	1
		East	East Los Angeles	Eastman Elementary School	Extera Public School No 2	1
		East	Boyle Heights	Stevenson College and Career Prep	Collegiate Charter High School of Los Angeles	1
		East	Downtown	Virgil Middle School	Citizens of the World Charter School Silver Lake	1
Board Member Number of Transactions:	3	North	Van Nuys/Valley Glen	Armstrong Middle School	HighTech Los Angeles Middle School	1
Total Receipts:	3	North	Canoga Park/Chatsworth	Canoga Park Middle School	Ingenium Charter School	1
	$551,444.34	Independent Charter	n/a	Kindergarten Learning Academy	Ararat Charter School	1
Board Member Number of Transactions:	4	West	Venice	Marina Del Rey Middle School	Goethe International Charter School	1
Total Receipts:	8	Independent Charter	n/a	Selma Elementary School	Larchmont Charter School	1
	$2,483,474.16	West	Venice	Stoner Elementary School	ICEF Vista Elementary Academy	1
		North	Cleveland	Sutter Middle School	Ingenium Charter Middle School	1
		West	West LA	Webster Middle School	Magnolia Science Academy 4	1
		West	Westchester	Westchester Enriched Sciences Magnets-Health/Sports Medicine Magnet	WISH Academy High School	1

		Region	Community of Schools	School	Organization	No. of Agmts
		West	Westchester	Westchester Enriched Sciences Magnets-Health/Sports Medicine Magnet	WISH Community School	1
		West	Westchester	Wright Engineering & Design Magnet	WISH Community School	1
Board Member Number of	5	East	South Los Angeles	Clinton Middle School	Animo Jackie Robinson Charter High School	1
Transactions:	8	West	Glassell Park/Los Feliz	Fletcher Elementary School	ISANA Octavia Academy	1
Total Receipts:	$1,991,214.78	West	Koreatown/Pico-Union	Hobart Elementary School	Vista Horizon Global Academy	1
		West	Glassell Park/Los Feliz	Irving Middle School	ISANA Octavia Academy	1
		East	South Los Angeles	Jones Elementary School	Synergy Charter Academy	1
		West	Hollywood	Le Conte Middle School	Citizens of the World Charter School Hollywood	1
		East	South Los Angeles	Trinity Elementary School	Gabriella Charter School 2	1
		East	South Los Angeles	West Vernon Elementary School	Gabriella Charter School 2	1
Board Member Number of	6	North	Van Nuys/Valley Glen	Erwin Elementary School	Ararat Charter School	1
Transactions:	8	North	North Hollywood/Valley Village	Fair Elementary School	New Horizons Charter Academy	1
Total Receipts:	$1,571,699.62	North	Sun Valley	Glenwood Elementary School	ISANA Palmati Academy	1
		North	North Hollywood/Valley Village	Romer Middle School	ISANA Palmati Academy	1
		North	Sun Valley	Sun Valley Middle School	ISANA Cardinal Academy	1
		North	Panorama City	Fulton College Prep	Lashon Academy	1
		North	Sun Valley	Maclay Middle School	Bert Corona Charter High	1
		North	Panorama City	Valerio Elementary School	Lashon Academy	1
Board Member Number of	7	South	Carson	Curtiss Middle School	Magnolia Science Academy 3	1
Transactions:	3	South	Rivera	Dymally High School	Watts Learning Center	1
Total Receipts:	$982,146.06	South	Gardena	Gardena High School	New Millennium Secondary	1
Total of Transactions:	**43**					
Total Reciepts:	**$10,510,050.93**					

G. Filming Agreements

Board Member Number of	1	Central	HEET (W)	Ellington HS	Assembly Films Inc	1
Transactions:	39	South	Manual Arts/Vermont Square	24th Elementary School	New York Film Academy LTD- Student (NYFA)	1
Total Receipts:	$191,800.44	South	Manual Arts/Vermont Square	24th Elementary School	Field Unit LLC	2
		South	Manual Arts/Vermont Square	24th Elementary School	Official LLC	1
		South	Heet (C/D)	Crenshaw High School	Zocalo Public Square Arizona State University	1
		South	Heet (C/D)	Dorsey High School	Bam Productions Inc	1
		South	Heet (C/D)	Dorsey High School	Big in Japan	1
		South	Heet (C/D)	Dorsey High School	Church of Scientology Internatioal dba-Scientology Media Pr	1
		South	Heet (C/D)	Dorsey High School	hungry Man Inc	1
		South	Heet (C/D)	Dorsey High School	Magma Studios	1
		South	Heet (C/D)	Dorsey High School	Prettybird LLC Dba: Prettybird	4
		South	Heet (C/D)	Dorsey High School	State Bird Creative LLC	1
		South	Heet (C/D)	Dorsey High School	Wynn Records	1
		South	Heet (C/D)	Dorsey High School	Leaving Things Behind Touring Inc	1
		South	South-Mid City	Hawkins High School	Warner Bros All American S7	1

		Region	Community of Schools	School	Organization	No. of Agmts
		South	South-Mid City	Hawkins High School	Warner Bros Television a Division of WB Studio Enterprises	3
		South	South-Mid City	Hawkins High School	Warner Bros TV - All American S6	1
		South	South-Mid City	Middle College High School	Canada Los Angeles Inc	1
		South	South-Mid City	Muir Middle School	Warner Bros All American S7	1
		South	South-Mid City	Muir Middle School	Warner Bros Television a Division of WB Studio Enterprises	3
		South	South-Mid City	Muir Middle School	Warner Bros Television Production	2
		South	South-Mid City	Muir Middle School	Warner Bros TV - All American S6	1
		South	Manual Arts/Vermont Square	Vermont Elementary School	Warner Bros Television	1
		South	Fremont	Washington Primary Center	Netflix Sunset LLC	1
		West	LA Mid City	Alta Loma Elementary	Air Productions LLC	1
		West	LA Mid City	Bright Elementary	Fade To Black LLC	1
		West	Hamilton	Hamilton High School	Amodeo Creative	1
		West	Hamilton	Hamilton High School	PG County LLC	2
		West	LA Mid City	Los Angeles High School	Ted & Jane LLC	1
Board Member	2	East	Downtown	Alexandria Early Education Center	Apple Studios LLC	1
Number of Transactions:	99	East	Downtown	Belmont High School	Eden T Productions LLC	1
Total Receipts:	$401,538.52	East	Downtown	Belmont High School	Field Unit LLC	1
		East	Downtown	Belmont High School	The Charles Group NYC, LLC	2
		East	Eagle Rock/Highland Park	Burbank Middle School	Park Pictures LLC	1
		East	Eagle Rock/Highland Park	Burbank Middle School	Universal Television LLC - Amoti	1
		East	Eagle Rock/Highland Park	Burbank Middle School	Kerrytown LLC	1
		West	Glassell Park/Los Feliz	Dayton Heights Elementary School	Chain Media LLC	2
		East	Lincoln Heights/El Sereno	El Sereno Middle School	Imperial Woodpecker LLC	2
		East	Boyle Heights	Euclid Avenue Elementary	Concept of Mind, LLC	1
		East	Boyle Heights	Euclid Avenue Elementary	Park Pictures LLC	1
		East	Eagle Rock/Highland Park	Franklin High School	Ruckus Films	1
		East	Eagle Rock/Highland Park	Garvanza Elementary School	Tool Of North America LLC	1
		East	Lincoln Heights/El Sereno	Gates Elementary School	Lincoln Lawyer 4 Productions LLC	1
		East	Macarthur Park	Gratts Early Education Center	TCS US Productions 34 Inc	1
		East	Lincoln Heights/El Sereno	Griffin Ave Elementary	Lincoln Lawyer 3 Productions LLC	1
		Central	n/a	LAUSD Headquarters	Apple Studios LLC	1
		East	Downtown	Lee Elementary	ArtClass LLC	1
		East	Downtown	Lee Elementary	Big Indie Dawn Inc	1
		West	Glassell Park/Los Feliz	Lockwood Ave El	Pacific Ash LLC	1
		East	Downtown	Logan Street Early Education Center	Gus Creative Inc	1
		East	Downtown	Logan Street Early Education Center	Mad Leo Productions	1
		West	Glassell Park/Los Feliz	Marshall High School	Anonymous Content	1
		West	Glassell Park/Los Feliz	Marshall High School	Biscuit Filmworks	1
		West	Glassell Park/Los Feliz	Marshall High School	Busboys Productions LLC	1
		West	Glassell Park/Los Feliz	Marshall High School	Cooler Waters Productions LLC - URSP	2
		West	Glassell Park/Los Feliz	Marshall High School	Cooler Waters Productions LLC URS Pilot	1
		West	Glassell Park/Los Feliz	Marshall High School	Dpn Now LLC	1
		West	Glassell Park/Los Feliz	Marshall High School	Fade to Black LLC	2
		West	Glassell Park/Los Feliz	Marshall High School	Knucklehead	1
		West	Glassell Park/Los Feliz	Marshall High School	Little Prince Creative LLC	1
		West	Glassell Park/Los Feliz	Marshall High School	Mahua Pictures LLC	1
		West	Glassell Park/Los Feliz	Marshall High School	Mjz dba Morton Jankel Zander	1

		Region	Community of Schools	School	Organization	No. of Agmts
		West	Glassell Park/Los Feliz	Marshall High School	More Media	3
		West	Glassell Park/Los Feliz	Marshall High School	Nic Productions	1
		West	Glassell Park/Los Feliz	Marshall High School	NinetyThree Media	1
		West	Glassell Park/Los Feliz	Marshall High School	Radical Media LLC	2
		West	Glassell Park/Los Feliz	Marshall High School	Reelshort	1
		West	Glassell Park/Los Feliz	Marshall High School	Rookie Productions Inc	1
		West	Glassell Park/Los Feliz	Marshall High School	Smuggler Inc	1
		West	Glassell Park/Los Feliz	Marshall High School	Stokes Empire LLC	2
		West	Glassell Park/Los Feliz	Marshall High School	Urban Outfitters Inc Free People of PA, LLC & Anthropologie	1
		West	Glassell Park/Los Feliz	Marshall High School	Yale LLC	1
		West	Glassell Park/Los Feliz	Marshall High School	Lit House Ink LLC	1
		West	Glassell Park/Los Feliz	Marshall High School	Regrets of Autumn LLC	1
		East	Macarthur Park	Miguel Contreras Learning Complex	AP Studio Inc	2
		East	Macarthur Park	Miguel Contreras Learning Complex	Day International US Inc	1
		East	Macarthur Park	Miguel Contreras Learning Complex	Iris World Productions	1
		East	Macarthur Park	Miguel Contreras Learning Complex	Just Kidding Creative Production LLC	2
		East	Macarthur Park	Miguel Contreras Learning Complex	KSP Productions	2
		East	Macarthur Park	Miguel Contreras Learning Complex	Mesa Lange Productions	1
		East	Macarthur Park	Miguel Contreras Learning Complex	NBCUniversal Media, LLC - Bel Air S3	2
		East	Macarthur Park	Miguel Contreras Learning Complex	North Six Inc	2
		East	Macarthur Park	Miguel Contreras Learning Complex	O Posotive LLC	1
		East	Macarthur Park	Miguel Contreras Learning Complex	Resin Projects LLC	1
		East	Macarthur Park	Miguel Contreras Learning Complex	Rookie Productions Inc	2
		East	Macarthur Park	Miguel Contreras Learning Complex	Rosco Production LA	1
		East	Macarthur Park	Miguel Contreras Learning Complex	Westy Productions	1
		East	n/a	Newman Nutrition Center	Dairy Council of California	1
		East	Lincoln Heights/El Sereno	Nightingale Middle School	Concept of Mind, LLC	1
		East	Lincoln Heights/El Sereno	Nightingale Middle School	Universal Content Productions LLC	2
		East	Lincoln Heights/El Sereno	Nightingale Middle School	Rookie Productions Inc	1
		East	Downtown	Plasencia Elementary	Switch It Up Productions Inc	1
		East	Downtown	Ramon Cortines High School	Paperclip Limited & Holdings, L.L.C.	2
		East	Downtown	Ramon Cortines High School	Prettybird LLC dba Prettybird	1
		East	Eagle Rock/Highland Park	Riordan Primary Center	Assembly Required	1
		East	Eagle Rock/Highland Park	Riordan Primary Center	Cooler Waters Productions LLC - URSP	2
		East	Eagle Rock/Highland Park	Riordan Primary Center	Day International US Inc	1
		East	Eagle Rock/Highland Park	Riordan Primary Center	Entropico	1
		East	Eagle Rock/Highland Park	Riordan Primary Center	The Stadium Creative Group Inc	1
		East	Eagle Rock/Highland Park	Riordan Primary Center	Upcoming Productions Inc	1
		East	Eagle Rock/Highland Park	Riordan Primary Center	Warner Bros Television	1
		East	Downtown	Roybal Learning Center	Superprime	2
		East	Downtown	Roybal Learning Center	Tool of North America LLC	1
		East	Downtown	Roybal Learning Center	Aether Films	1
		East	Downtown	Roybal Learning Center	Hungry Man Inc	1
		East	Lincoln Heights/El Sereno	Solano Ave Elementary	Suadero Mulita Inc	1
		East	East Los Angeles	Torres High School	The Lovely Works LLC	2
		East	East Los Angeles	Torres High School	The Program	1
Board Member Number of Transactions:	3	Independent Charter	n/a	Birmingham Community Charter High School	Canad+H2212:H2278a Los Angeles Inc	2
	71	Independent Charter	n/a	Birmingham Community Charter High School	Los Angeles Film Academy	1

		Region	Community of Schools	School	Organization	No. of Agmts
Total Receipts:	$385,836.32	Independent Charter	n/a	Birmingham Community Charter High School	Merman Branded LLC	1
		Independent Charter	n/a	Birmingham Community Charter High School	Pete The Producer Inc	2
		Independent Charter	n/a	Birmingham Community Charter High School	Radical Media LLC	1
		Independent Charter	n/a	Birmingham Community Charter High School	ReelShort	2
		Independent Charter	n/a	Birmingham Community Charter High School	Supply and Demand	1
		North	Van Nuys/Valley Glen	Chandler Elementary School	Jellybean Ghost LLC	2
		North	Van Nuys/Valley Glen	Chandler Elementary School	New Viacom Velocity	1
		North	Canoga Park/Chatsworth	Chatsworth High School	Canada Los Angeles Inc	1
		North	North Hollywood/Valley Village	Colfax Elementary School	Good Behavior LLC	1
		North	Monroe	Dearborn Elementary School	Stink LLC	2
		Independent Charter	n/a	El Camino Real Charter High School	Bdg Media Inc	1
		Independent Charter	n/a	El Camino Real Charter High School	Hummingbird Content Studio Inc	1
		Independent Charter	n/a	El Camino Real Charter High School	Radical Media LLC	2
		North	Kennedy/NAHS/VAAS	Henry Middle School	Smuggler Inc	1
		North	Monroe	Holmes Middle School	Park Pictures LLC	2
		North	Kennedy/NAHS/VAAS	Kennedy High School	Pali Baseball Doc	1
		North	Canoga Park/Chatsworth	Nobel Middle School	Station Film Inc	1
		North	North Hollywood/Valley Village	North Hollywood High School	Furlined LLC	2
		North	North Hollywood/Valley Village	North Hollywood High School	Netflix Productions LLC	1
		North	North Hollywood/Valley Village	North Hollywood High School	University of Southern California- USC	1
		Option Schools	n/a	Owensmouth High School	Seamless Productions	1
		North	n/a	Platt Ranch Elementary School	Foxy Lady LLC	1
		North	n/a	Platt Ranch Elementary School	Inkitt Media Inc	1
		North	n/a	Platt Ranch Elementary School	Lemonade Monkey Productions	1
		North	n/a	Platt Ranch Elementary School	Mesquite Productions Inc - NAPA	1
		North	n/a	Platt Ranch Elementary School	The Dink Productions	5
		North	n/a	Platt Ranch Elementary School	Tool of North America LLC	1
		North	North Hollywood/Valley Village	Reed Middle School	20th Television - NWT	3
		North	North Hollywood/Valley Village	Reed Middle School	Native Content	1
		North	North Hollywood/Valley Village	Reed Middle School	Park Pictures LLC	1
		North	North Hollywood/Valley Village	Reed Middle School	Universal Television LLC - Soom Soom	1
		North	North Hollywood/Valley Village	Reed Middle School	Omaha Productions	1
		North	North Hollywood/Valley Village	Reed Middle School	Warner Bros Television - Young Sheldon	1
		North	North Hollywood/Valley Village	Reed Middle School	Warner Bros TV - Shrinking S2	1
		DACE	n/a	Rinaldi Adult Center	Mjz dba Morton JankelL Zander	2
		DACE	n/a	Rinaldi Adult Center	Smuggler Inc	1
		North	Van Nuys/Valley Glen	Riverside Drive Elementary	Mad Leo Productions	2
		North	Van Nuys/Valley Glen	Sherman Oaks Elementary	Multiverse Machine LLC	1
		North	Van Nuys/Valley Glen	Van Nuys High School	20th Television - NWT	1
		North	Van Nuys/Valley Glen	Van Nuys High School	Dxo Production	2
		North	Van Nuys/Valley Glen	Van Nuys High School	Little Minx	1
		North	Van Nuys/Valley Glen	Van Nuys High School	Lovesong LLC	1
		North	Van Nuys/Valley Glen	Van Nuys High School	Portfolio One In	1
		North	Van Nuys/Valley Glen	Van Nuys High School	Random Productions LLC - Latitude	1
		North	Van Nuys/Valley Glen	Van Nuys High School	Dxo Production	4
		North	Van Nuys/Valley Glen	Van Nuys High School	Warner Bros Production- Young Sheldon	1
		North	Van Nuys/Valley Glen	Van Nuys Middle School	Division 7	1
		North	Taft	Woodlake Elementary School	Molly Murray Productions	1
		North	Taft	Woodlake Elementary School	Saf Productions Inc	1
Board Member	4	West	Venice	Beethoven St El	The Rec League	1

		Region	Community of Schools	School	Organization	No. of Agmts
Number of Transactions:	82	North	n/a	Collins Elementary School	Chelsea Pictures	1
Total Receipts:	$315,233.20	North	n/a	Collins Elementary School	Tracksuite Productions LLC	1
		West	Westchester	Cowan Elementary School	Anonymous Content	1
		North	Reseda	Emelita Elementary School	TGM Productions, Inc	2
		West	Fairfax	Fairfax High School	20th Television- The Last Thing He Told Me ana Sausalito Co 20th Century Fox	1
		West	Fairfax	Fairfax High School	Kiln Pictures	1
		West	Fairfax	Fairfax High School	Pali Baseball Doc	1
		West	Fairfax	Fairfax High School	Station Film Inc	2
		West	Fairfax	Fairfax High School	Universal Television- Hacks	1
		West	Hollywood	Gardner Elementary School	20th Television	3
		West	Hollywood	Gardner Elementary School	20th Television - West Coast	2
		West	Hollywood	Hollywood High School	ABC Inc	1
		West	Hollywood	Hollywood High School	12:05AM Productions LLC	1
		West	Hollywood	Hollywood High School	Breakwater Studios LLC	2
		North	n/a	Hughes Middle School	Portfolio One INc	2
		West	West LA	Kenter Canyon Elementary School	UNIVERSAL TELEVISION LLC - Hacks S4	1
		West	Fairfax	Laurel Elementary School	20th Television - NWT	2
		West	Fairfax	Melrose Elementary School	Farago Projects	1
		West	Westchester	Playa Vista Elementary School	Walmart Creative Studio	1
		North	Taft	Portola Middle School	20th Television - NWT	1
		North	Taft	Portola Middle School	Abc Signature LLC	1
		North	Taft	Portola Middle School	Cannonball Productions	1
		North	Taft	Portola Middle School	Foxburg Productions	1
		North	Taft	Portola Middle School	Netflix Inc	2
		North	Taft	Portola Middle School	Universal Television LLC- Hacks S4	1
		North	Taft	Portola Middle School	York Productions	1
		West	n/a	Region West	Girl Culture Films	1
		West	West LA	Revere Middle School	Apple Studios LLc	3
		West	West LA	Revere Middle School	MJ68 Productions	1
		West	West LA	Revere Middle School	Netflix Inc	1
		West	Fairfax	Rosewood Early Education Center	Ink & Oranges	1
		West	Fairfax	Rosewood Early Education Center	Mad Leo Productions	1
		Option Schools	n/a	Thoreau High School	Kiln Pictures	1
		North	West LA	Topanga Elementary School	Reverse	1
		West	Venice	Twain Middle School	Echobend Pictures	1
		West	Venice	Twain Middle School	Prodco Inc	1
		West	Venice	Twain Middle School	Station Film Inc	1
		West	Venice	Twain Middle School	Stink LLC	1
		West	West LA	University High School	20TH Television "911"	2
		West	West LA	University High School	Caviar LA, LLC	1
		West	West LA	University High School	Cowboy Bear Ninja	1
		West	West LA	University High School	Molly Murray Productions	1
		West	West LA	University High School	Nic Productions	1
		West	West LA	University High School	OffBrand	1
		West	West LA	University High School	Portfolio One Inc	1
		West	West LA	University High School	Stept LLC	1
		West	West LA	University High School	The Rec League	1
		West	West LA	University High School	Universal Content Productions LLC Boats S2	1

		Region	Community of Schools	School	Organization	No. of Agmts
		West	West LA	University High School	Valiant Pictures, LLC	1
		West	West LA	University High School	What's Your Starch dba Starch Creative	1
		West	West LA	University High School	York Productions	1
		West	Venice	Venice High School	Lightforce Pictures	2
		West	Venice	Venice High School	Pali Baseball Doc	1
		West	Venice	Venice High School	Fouquet Trading LLC	2
		West	Hollywood	Vine Elementary	Heads in the Sky	1
		West	Venice	Walgrove Elementary	Abc Signature LLC	2
		West	Venice	Walgrove Elementary	Prettybird LLC dba Prettybird	1
		West	Venice	Walgrove Elementary	Radical Media LLC	1
		West	West LA	Webster Middle School	Girl Culture Films	1
		West	West LA	Webster Middle School	Sibling Rivalry	1
		West	n/a	West Hollywood Community Day School	True Line LLC	1
		West	Westchester	Westchester High School	Kiln Pictures	1
		West	Westchester	Westchester High School	Pali Baseball Doc	1
		West	Venice	Westminster Early Education Center	Universal Content Productions LLC Boats S2	1
		West	Westchester	Wright Middle School	Trio Films	1
		North	Taft	Woodland Hills Elementary School	Smirk LLC	1
Board Member	5	East	South Los Angeles	Adams Middle School	Carousel Collective NYC Inc	1
Number of Transactions:	49	East	South Los Angeles	Adams Middle School	Somesuch Inc	1
Total Receipts:	$320,287.96	East	Bell/Cudahy/Maywood	Bell High School	Pali Baseball Doc	1
		West	Hollywood	Bernstein High School	Heads in the Sky	1
		West	Hollywood	Bernstein High School	Netflix Sunset LLC	1
		West	Hollywood	Bernstein High School	Party Giraffes LLC	1
		West	Hollywood	Bernstein High School	Smosh Production LLC	1
		West	Koreatown/Pico-Union	Cahuenga Elementary School	Chelsea Pictures	1
		West	Koreatown/Pico-Union	Cahuenga Elementary School	Rookie Productions Inc	1
		Option Schools	n/a	CDS Alonzo	Special Production Agency LA	2
		West	Hollywood	Cheremoya Elementary School	ABC Signature LLC	1
		West	Glassell Park/Los Feliz	Dorris Place Elementary School	Station Film LA	1
		West	Glassell Park/Los Feliz	Dorris Place Elementary School	Academy Films	1
		West	Glassell Park/Los Feliz	Dorris Place Elementary School	Always Smiling Productions	1
		West	Glassell Park/Los Feliz	Dorris Place Elementary School	DA! Films	1
		West	Glassell Park/Los Feliz	Dorris Place Elementary School	Ghost to the Post Prod.	2
		West	Glassell Park/Los Feliz	Dorris Place Elementary School	M ss ng P eces	1
		West	Glassell Park/Los Feliz	Dorris Place Elementary School	O Positive LLC	1
		West	Glassell Park/Los Feliz	Dorris Place Elementary School	Smuggler Inc	2
		East	Eagle Rock/Highland Park	Eagle Rock Elementary School	Rasdical Media LLC	1
		East	Eagle Rock/Highland Park	Eagle Rock High School	Caviar LA, LLC	1
		East	Eagle Rock/Highland Park	Eagle Rock High School	Park Pictures LLC	1
		West	Glassell Park/Los Feliz	Elysian Heights Elementary School	Concept of Mind, LLC	1
		West	Glassell Park/Los Feliz	Elysian Heights Elementary School	Mad Leo Productions	1
		West	Glassell Park/Los Feliz	Glenfeliz Elementary School	Fe Brand Films	1
		West	Hollywood	Hollywood Elementary School	Netflix Sunset LLC	1
		East	Historic Central Avenue	Jefferson High School	Warner Bros All American S7	1
		East	Historic Central Avenue	Jefferson High School	Warner Bros Television a Division of WB Studio Enterprises	1
		East	Historic Central Avenue	Jefferson High School	Warner Bros TV - All American S6	1

		Region	Community of Schools	School	Organization	No. of Agmts
		West	Hollywood	Le Conte Middle School	Big Bold Beautiful LLC	1
		West	Hollywood	Le Conte Middle School	Cold Case Productions LLC	1
		East	Bell/Cudahy/Maywood	Maywood Academy High School	Mile 80	1
		West	Glassell Park/Los Feliz	Micheltorena Elementary School	20th Television	1
		West	Glassell Park/Los Feliz	Micheltorena Elementary School	Aguita Inc	1
		West	Glassell Park/Los Feliz	Micheltorena Elementary School	Anonymous Content	1
		West	Glassell Park/Los Feliz	Micheltorena Elementary School	Cooler Waters Productions LLC - URSP	1
		West	Glassell Park/Los Feliz	Micheltorena Elementary School	Fade to Black LLC	1
		West	Glassell Park/Los Feliz	Micheltorena Elementary School	Sibling Rivalry	1
		West	Glassell Park/Los Feliz	Micheltorena Elementary School	Smuggler	1
		West	Glassell Park/Los Feliz	Micheltorena Elementary School	Studio Productions Inc	1
		West	Hollywood	Ramona Elementary School	Hungry Man Inc	1
		West	Koreatown/Pico-Union	RFK Community of Schools	Moodbug Production USA LLC	1
		West	Koreatown/Pico-Union	RFK Community of Schools	The Stadium Creative Group Inc	1
		West	Koreatown/Pico-Union	RFK Community of Schools	Uninterrupted LLC	2
		East	Eagle Rock/Highland Park	Toland Way Elementary School	The Corner Shop	1
Board Member	6	Option Schools	North Hollywood/Valley Village	Carlson Home Hospital School	Cooler Waters Productions LLC - LA Nights	1
Number of Transactions:	37	Option Schools	North Hollywood/Valley Village	Carlson Home Hospital School	Universal Content Productions LLC BOATS S2	1
Total Receipts:	$248,101.08	North	n/a	ELAM Early EEC	Mjz dba Morton Jankel Zander	1
		East	Boyle Heights	Evergreen High School	Pali Baseball Doc	1
		North	Van Nuys/Valley Glen	Grant High School	Apple Studios LLC	2
		North	North Hollywood/Valley Village	Lankershim Elementary School	Mad Leo Productions	1
		North	North Hollywood/Valley Village	Lankershim Elementary School	Netflix Productions LLC	3
		North	Monroe	Monroe High School	Hillhurst Production LLC	1
		North	Sunland/Tujunga	Mount Gleason Middle School	Apple Studios LLC	1
		North	Sunland/Tujunga	Mount Gleason Middle School	Iris Collective	1
		North	Sun Valley	Polytechnic High School	Rise & Shine LLC	1
		North	Sun Valley	Saticoy Elementary School	Jellybean Ghost LLC	1
		North	Monroe	Sepulveda Middle School	Studio Productions Inc	1
		North	North Hollywood/Valley Village	Toluca Lake Early Education Center	Park Pictures LLC	1
		North	Sunland/Tujunga	Verdugo Hills High School	Cmnsoon Entertainment	1
		North	Sunland/Tujunga	Verdugo Hills High School	Inkitt Media Inc	4
		North	Sunland/Tujunga	Verdugo Hills High School	Natural Selection Productions LLC	2
		North	Sunland/Tujunga	Verdugo Hills High School	O Positive LLC	2
		North	Sunland/Tujunga	Verdugo Hills High School	Pali Baseball Doc	1
		North	Sunland/Tujunga	Verdugo Hills High School	Park Pictures LLC	1
		North	Sunland/Tujunga	Verdugo Hills High School	Superprime	1
		North	Sunland/Tujunga	Verdugo Hills High School	The Parental House LLC	1
		North	Sunland/Tujunga	Verdugo Hills High School	Universal Television LLC- Soom Soom	1
		North	Sunland/Tujunga	Verdugo Hills High School	Wolvvs	1
		North	Sunland/Tujunga	Verdugo Hills High School	World War Seven	1
		North	Sunland/Tujunga	Verdugo Hills High School	ABC Signature LLC	1
		North	Sunland/Tujunga	Verdugo Hills High School	Draw Pictures	2
		North	San Fernando/Sylmar	Vista del Valle Elementary School	Lakeshore Learning	1
Board Member	7	Option Schools	San Pedro	Angels Gate High School	CBS Studios Inc	1

ATTACHMENT A

		Region	Community of Schools	School	Organization	No. of Agmts
Number of Transactions:	17	South	Carson	Carson High School	Pali Baseball Doc	1
Total Receipts:	$62,724.20	South	San Pedro	Dana MS	Kiln Pictures	1
		South	Wilmington	George De La Torre Jr Elementary School	Inclined Productions Inc	1
		South	Achievement Network	Gompers Middle School	HB Films	2
		DACE	n/a	Harbor Occupational Center	Discipline Equals Freedom Productions Inc	1
		DACE	n/a	Harbor Occupational Center	ProdCo USA Inc	1
		South	Fremont	Joyner Elementary School	Mob Scene Creative Productions	1
		South	Rivera	King Drew Magnet High School	Culture Genesis	1
		South	Rivera	King Drew Magnet High School	Gopro, Inc	1
		South	Harbor City/Lomita	Normont Early Education Center	Falco Pictures	2
		South	Wilmington	Wilmington Middle School	20th Television- The Last Thing He Told Me aka Sausalito Co 20th Century Fox Film Corp	3
		South	Wilmington	Wilmington Middle School	Dxo Production	1

Total of Transactions:	**394**
Total Receipts:	**$1,925,521.72**

This page intentionally left blank

This page intentionally left blank

Return to Order of Business

TAB 10

Los Angeles Unified School District

333 South Beaudry Ave,
Los Angeles, CA 90017

Board of Education Report

File #: Rep-333-25/26, **Version:** 1 **Agenda Date:** 6/12/2026
In Control: Facilities Contract Actions

Delegations of Authority for Procurement and Facilities Contracts Amendment
Procurement Services Department - Facilities Contracts

Brief Description:
(Delegations of Authority for Procurement and Facilities Contracts) Recommends approval of an amendment to the Procurement and Facilities Contracts Delegations of Authority to update the type and value of construction contract actions that may be exercised under delegated authority, with an effective date of June 12, 2026.

Action Proposed:
Approval of an amendment to the Procurement and Facilities Contracts Delegations of Authority to update the type and value of construction contract actions for Board-approved Facilities projects that may be exercised under delegated authority, as detailed below and in Attachment A (section iii), with an effective date of June 12, 2026:

(iii) Construction

Contracts for construction as permitted by and in accordance with the California Public Contract Code and California Education Code (including, without limitation, publicly bid contracts, job order contracts, informal A and B letter agreements, takeover and completion contracts, contracts pursuant to Public Contract Code section 20119 et seq. (“best value,”), contracts pursuant to California Education Code section 17250.10 et seq.(“design build”), contracts pursuant to California Education Code section 17250.60 et seq.(“alternative design build”), contracts pursuant to California Education Code section 20118.5 et seq. (task order contracting) and contracts pursuant to California Education Code section 17406 (“lease-leaseback”) up to ~~$85~~ $145 million per contract for approved Facilities projects.

Contracts for routine repair and general maintenance up to $1 million.

Notwithstanding the foregoing, the authority to execute contracts pursuant to California Education Code section 17515 (“joint occupancy”) is expressly excluded from this delegation of authority.

Background:
On May 8, 2018 (Board Report No. 444-17/18), the Board of Education adopted updated delegations of authority for Procurement and Facilities contracts. Since then, the Legislature has amended and authorized new construction procurement methods - including best value and alternative design-build. Additionally, construction costs across the District's portfolio have increased significantly, with a number of large, time-sensitive projects now expected to exceed the current not-to-exceed amount authorized under delegated authority. Raising the value of the delegation to $145 million aligns with current market conditions. Moreover, it is projected to save up to two months per affected Board-approved project by enabling the District to execute contracts and proceed with construction while bringing those contract actions back to the Board to ratify, rather than holding execution until the Board authorizes the execution of the contract.

The proposed updated value for delegated construction contract actions aligns with California Construction Cost Index (CCCI) averages for the Los Angeles and San Francico regions, published monthly by the California Department of General Services (DGS). Between the period of December 2015 to December 2025, the CCI for these regions had a 68% cumulative increase in construction costs. When applied to the current $85 million threshold, the value today equates to s $142.8 million, which has been rounded to $145 million.

Expected Outcomes:
Approval to update the type and value of construction contract actions that may be exercised under delegated authority for Board-approved projects will enable the LAUSD to continue to award, manage and enforce contracts in support of the District's operational and facilities programs, while reducing administrative effort, time and costs.

Board Options and Consequences:
Approving the updated delegation will enable the District to expedite contract actions and will allow the District to continue to award, manage and enforce contracts in support of the LAUSD's building and modernization program, and operational work, while reducing administrative effort, time and costs.

Not authorizing or delaying the update to the delegation of authority would decrease efficiency efforts and increase administrative, project and legal costs. All delegated actions will continue to be submitted to the Board for ratification in accordance with the California Education Code, Government Code, Public Contract Code and all other applicable statutory provisions.

Policy Implications:
This action supports the Board's initiative to streamline processes, enhance efficiency, and reduce expenditures.

Budget Impact:
The amendment supports contract actions presented that are within the budget authority previously approved by the Board. Unless indicated otherwise, all contract actions are Bond funded.

Student Impact:
The amendment supports contract actions necessary to implement Board-approved facilities projects that help ensure students are provided with safe and healthy environments, and up-to-date facilities that promote learning.

Equity Impact:
Not Applicable

Issues and Analysis:
The amendment does not result in policy implications on the agreements brought before the Board.

Attachments:
Attachment A - District Delegation Form

Previously adopted Board report referenced in the policy implications section:

- Adopted May 8, 2018: Board Report #444-17/18 <https://drive.google.com/file/d/16sRw7yPe-tScbr2wG8AMTWB9QSeiQazM/view?usp=drive_link>

Submitted:
05/14/26

RESPECTFULLY SUBMITTED,

ANDRES E. CHAIT
Acting Superintendent

APPROVED BY:

PEDRO SALCIDO
Deputy Superintendent
Business Services & Operations

REVIEWED BY:

DEVORA NAVERA REED
General Counsel

✓ Approved as to form.

APPROVED BY:

SAMAN BRAVO-KARIMI
Chief Financial Officer
Office of Chief Financial Officer

REVIEWED BY:

KURT E. JOHN
Deputy Chief Financial Officer

✓ Approved as to budget impact statement.

APPROVED & PRESENTED BY:

MATTHEW A. FRIEDMAN
Chief Procurement Officer
Procurement Services Division

REVIEWED BY:

KRISZTINA TOKES
Chief Facilities Executive

✓ Approved as to facilities impact

DISTRICT DELEGATION FORM

Select One:

☒ Fiscal Delegation (to enter contracts) Del. No. _____

☐ Operational Delegation (to perform a non-fiscal operation)

Requesting Division: **Procurement Services Division**

Delegation Title: **Delegations of Authority for Procurement and Facilities Contracts**

Select One: ☐ **NEW DELEGATION** ☒ **AMENDED DELEGATION**

Date: **06/12/2026** **Board Report No.:** **333-25/26**

Delegation No.: _____ **Amendment No.:** **8**

DESIRED TEXT OF DELEGATION *(Underline Amended Language if Applicable)*

Contracts for construction as permitted by and in accordance with the California Public Contract Code and California Education Code (including, without limitation, publicly bid contracts, job order contracts, informal A and B letter agreements, and takeover and completion contracts, contracts pursuant to Public Contract Code section 20119 et seq. ("best value,"), contracts pursuant to Education Code 17250.10 et seq.("Design Build"), contracts pursuant to Education Code 17250.60 et seq.("Alternative Design Build"), contracts pursuant to 20118.5 et seq. (Task Order Contracting) and contracts pursuant to California Education Code section 17406 ("lease-leaseback") up to $145 million per contract for approved Facilities projects.

PRIOR TEXT OF DELEGATION *(If Amended Above)*

Contracts for construction as permitted by and in accordance with the California Public Contract Code and California Education Code (including, without limitation, publicly bid contracts, job order contracts, informal A and B letter agreements, and takeover and completion contracts, contracts pursuant to Public Contract Code section 20119 et seq. ("best value,"), and contracts pursuant to California Education Code section 17406 ("lease-leaseback") up to $85 million per contract for approved Facilities projects.

Original Authority: _____

PRIOR AMENDMENTS:

Date:	Amendment No.:	Board Report No.:	Date:	Amendment No.:	Board Report No.:
04/10/2012	1	211 – 11/12	05/10/2016	5	311 – 15/16
04/16/2013	2	200 – 12/13	05/09/2017	6	463 – 16/17
06/10/2014	3	474 – 13/14	05/08/2018	7	444 – 17/18
05/12/2015	4	461 – 14/15			

Signature

Signature

Matthew Friedman, Chief Procurement Officer
Division Head/Sr. Administrator
(Print Name)

Executive Officer of the Board
Office of the Board Secretariat
(Print Name)

Date Submitted: May 14, 2026

Date Received: _____

To Be Completed by the Board Secretariat Only:

Board Approval: ☐ Yes ☐ No

Board Approval Date: _____

Return to Order of Business

TAB 11

Los Angeles Unified School District

333 South Beaudry Ave,
Los Angeles, CA 90017

Board of Education Report

File #: Rep-394-25/26, **Version:** 1 **Agenda Date:** 6/12/2026
In Control: Facilities Contract Actions

Approval of Facilities Contracts Actions
Procurement Services Department - Facilities Contracts

Brief Description:
(Approval of Facilities Contracts Actions) Recommends the ratification of Procurement Services Division contract actions taken by Facilities Contracts under delegated authority as listed in Attachment "A" including: award of advertised construction contracts; approval of change orders; completion of contracts; award of informal contracts; award of architectural and engineering contracts; extra services / amendments for architectural and engineering contracts.

Action Proposed:
Ratify the Procurement Services Division (PSD) contract actions taken by Facilities Contracts under delegated authority as listed in Attachment "A" including: award of advertised construction contracts; award of job order contracts; award of job order contract amendments; approval of change orders; completion of contracts; award of informal contracts; assignment and assumption of rights and delegation of duties; award of architectural and engineering contracts; extra services / amendments for architectural and engineering contracts.

Background:
Facilities Contracts staff prepares monthly reports for contract actions necessary for the execution of projects approved by the Board and contained in the FSD Strategic Execution Plan (SEP), and for the maintenance and operation of District facilities in accordance with District policies and Board-delegated authority. As described in the November 12, 2013 Board Report #048-13/14 Informative, detailed information is provided on the Facilities Services website.

Expected Outcomes:
Approval of these items will allow services provided by these contracts to proceed in support of FSD projects, District policies and goals, and the Board-approved FSD-SEP.

Board Options and Consequences:
The Board can approve all actions presented or postpone selected actions pending receipt of additional information. Non-ratification of actions awarded under delegated authority in Attachment "A" will result in the immediate discontinuance of services. While non-ratification may be legally defendable, it will likely result in costly litigation over discontinued payments or if the District attempts to reclaim payments made to a vendor. District costs will likely increase as fewer contractors compete for future procurements.

Policy Implications:
This action does not change District policy and conforms to California Education Code section 17604 that permits the Board of Education to delegate authority for Facilities Contracts (Board Report #444-17/18), which the Board exercised on May 08, 2018.

Budget Impact:
The contract actions presented are within the budget authority previously approved by the Board. Unless indicated otherwise, all contract actions are Bond funded.

Student Impact:
The contract actions will help ensure that the students are provided with safe and healthy environments, and up to-date facilities that promote learning.

Equity Impact:
Not Applicable

Issues and Analysis:
There are no policy implications on these agreements.

Attachments:
Attachment A - Ratification of Facilities Contract Actions Awarded Under Delegated Authority

Linked Materials
Previously adopted Board report(s) referenced:

- In the background Board Report No. 048-13/14 <https://drive.google.com/file/d/1q-FUsW7AXKe8h0A4KY-J3OVby30HueD6/view> , dated November 12, 2013.
- In the policy implications Board Report No. 444-17/18 <https://drive.google.com/file/d/16sRw7yPe-tScbr2wG8AMTWB9QSeiQazM/view> , dated May 8, 2018.

Submitted:
05/14/26

RESPECTFULLY SUBMITTED,

ANDRES E. CHAIT
Acting Superintendent

APPROVED BY:

PEDRO SALCIDO
Deputy Superintendent
Business Services & Operations

REVIEWED BY:

DEVORA NAVERA REED
General Counsel

✓ Approved as to form.

APPROVED BY:

SAMAN BRAVO-KARIMI
Chief Financial Officer
Office of Chief Financial Officer

REVIEWED BY:

KURT E. JOHN
Deputy Chief Financial Officer

✓ Approved as to budget impact statement.

APPROVED & PRESENTED BY:

MATTHEW A. FRIEDMAN
Chief Procurement Officer
Procurement Services Division

REVIEWED BY:

KRISZTINA TOKES
Chief Facilities Executive

✓ Approved as to facilities impact

ATTACHMENT A

RATIFICATION OF CONTRACTS AWARDED UNDER DELEGATED AUTHORITY

AWARD OF ADVERTISED CONSTRUCTION CONTRACTS

Item A **$7,177,802**

Bond funded unless noted otherwise

Ratification of formally competed construction contracts for the projects listed below.

Contractor/ ID No.	Site	Project Type	Project Authorization and Scope	Contract Term	Contract Amount	BD/ Region
Chambers, Inc., dba Roof Construction/ C10680	Los Angeles Academy MS	Roofing Replacement	Board Report No. 190-24/25 02/11/25	04/24/26 – Completion	$2,478,600	BD-7 East
AP Construction Group, Inc., dba Air Plus/ C10755	Carnegie MS	HVAC Replacement	Board Report No. 110-20/21 01/12/21	05/18/26 – Completion	$325,000	BD-7 South
AP Construction Group, Inc., dba Air Plus/ C10677	Griffith STEAM Magnet MS	Modernize Cafeteria Food Serving Line	Board Report No. 073-22/23 11/15/22	04/22/26 – Completion	$674,000	BD-2 East
Beta Investments & Contracts, Inc./ C10750	Carnegie MS	Modernize Cafeteria Food Serving Line	Board Report No. 073-22/23 11/15/22	05/11/26 – Completion	$860,800	BD-7 South
Chambers, Inc., dba Roof Construction / C10742	Le Conte MS	Roofing Replacement	Board Report No. 112-21/22 11/16/21	04/21/26 – Completion	$2,245,350	BD-5 West
Contracted LA / C10745	Liberty ES	Sustainable Environment Enhancement Development For Schools (SEEDS)	Board Report No. 009-23/24 08/22/23	05/06/26 – Completion	$368,026	BD-5 East
Contracted LA / C10748	Stanford PC	SEEDS	Board Report No. 181-22/23 03/27/23	05/11/26 – Completion	$226,026	BD-5 East

ATTACHMENT A

RATIFICATION OF CONTRACTS AWARDED UNDER DELEGATED AUTHORITY

AWARD OF ADVERTISED CONSTRUCTION CONTRACTS – BEST VALUE

Item B **$15,136,000**

Bond funded unless noted otherwise

Ratification of formally competed best value construction contracts for the projects listed below.

Contractor/ ID No.	Site	Project Type	Project Authorization and Scope	Contract Term	Contract Amount	BD/ Region
R Brothers, Inc. / C10630	Wilbur Charter for Enriched Academics	Americans with Disabilities Act (ADA) Improvements	Board Report No. 280-22/23 06/13/23	04/13/26 – Completion	$3,113,000	BD-4 North
Pars Arvin Construction, Inc. / C10725	Girls Academic Leadership Academy	Campus Reconfiguration Improvements	Board Report No. 037-23/24 09/12/23	04/20/26 – Completion	$12,023,000	BD-5 South

ATTACHMENT A

RATIFICATION OF CONTRACTS AWARDED UNDER DELEGATED AUTHORITY

Item C

B. APPROVAL OF CHANGE ORDERS **April 2026 = $7,563,665**

Bond funded unless noted otherwise

		QUANTITY	AMOUNT
	i. New Construction contract change orders that do not individually exceed 10 percent for April 2026 (Average Transaction: $35,338; Median Transaction: $10,219)	22	$777,444
	ii. New Construction contract credit change orders for April 2026:	1	<$232,147>
	iii. Existing Facilities contract change orders that do not individually exceed 15 percent for April 2026 (Average Transaction: $16,445; Median Transaction: $4,113):	420	$6,906,761
	iv. Existing Facilities contract credit change orders for April 2026:	19	<$155,519>
	v. Existing Facilities contract change orders that individually exceed 15 percent (but do not exceed 25 percent) for April 2026, requiring 75 percent approval by the Board:	1	$267,126

C.	**COMPLETION OF CONTRACTS – April 2026**	24	$12,186,791

D.	**AWARD OF INFORMAL CONTRACTS (Not Exceeding $119,100)**		
	A & B Letters for April 2026 (Average Transaction: $31,695; Median Transaction: $26,270)	13	$412,035

ATTACHMENT A

RATIFICATION OF CONTRACTS AWARDED UNDER DELEGATED AUTHORITY

AWARD OF ARCHITECTURAL AND ENGINEERING CONTRACTS

Item D **$3,215,496**

Bond funded unless noted otherwise

Ratification of design contracts to provide architectural and engineering services procured via RFQ R-20014 and RFQ R-24025 to provide site analysis/preliminary schematic design, final schematic design, design development, and construction documents for various projects.

Contractor/ ID No.	Site	Project Type	Project Authorization and Scope	Contract Term	Contract Amount	BD/ Region
dsk, LLP /C10675	Cochran MS	Paving and Underground Utilities School Upgrades	Board Report No. 293-23/24 06/04/24	04/09/26-Closeout	$974,987	BD-1 West
Marca Architecture, Inc., dba Marcatects / C10650	Virgil MS	HVAC Project	Board Report No. 161-21/22 02/08/22	04/03/26-Closeout	$2,240,509	BD-2 East

ATTACHMENT A

RATIFICATION OF CONTRACTS AWARDED UNDER DELEGATED AUTHORITY

EXTRA SERVICES / AMENDMENTS FOR ARCHITECTURAL AND ENGINEERING CONTRACTS **$287,302**

Item E

Extra services are for design work that is not covered under the original Agreement. Six (6) March through April Extra Services are listed at the following link:
BOE 394 Extra Services

CONTRACT NOS.	2320007/C2796; 2420016/C2930; 2420079/C7749; 2520016/C7638; 2520036/C9124; 2620121/C10255

Return to Order of Business

TAB 12

Los Angeles Unified School District

333 South Beaudry Ave,
Los Angeles, CA 90017

Board of Education Report

File #: Rep-433-25/26, Version: 1 Agenda Date: 6/12/2026
In Control: Legislative Affairs & Government Relations

Education Compact with Los Angeles County Supervisorial District 2
Office of Governmental Relations

Brief Description:
(Authorize Education Compact with Los Angeles County Supervisorial District 2) Recommends authorization of the Education Compact between the District and Los Angeles County Supervisorial District 2. These partnerships are intended to support students and families within each community and may be reviewed annually to update shared goals and commitments. The Compacts are non-binding and do not require specific funding commitments, but reflect a shared commitment to expanding educational opportunities and supporting student and family well-being.

Action Proposed:
Authorize the Education Compact with Los Angeles County Supervisorial District 2.

Background:
As part of the Los Angeles Unified School District's 2022-2026 Strategic Plan, the District is establishing new Education Compacts with local governmental entities. These municipal Education Compacts are intended to align resources, strengthen collaboration, and implement innovative programs, whenever feasible, that equip our students with the tools and opportunities they need to be Ready for the World.

Through these Education Compacts, each local government entity and the District will collaborate to support the educational needs of students and families within the respective jurisdiction. The Parties may revisit the Compact annually to review progress and renew or refine their shared commitments to students, families, and school communities.

The commitments outlined in the Education Compact are not legally binding and do not obligate either Party to specific budgetary expenditures. Rather, they reflect a shared commitment to expanding educational opportunities and enhancing the well-being of children and families attending District schools and residing within the community.

Expected Outcomes:
The approved Education Compacts establish a coherent agenda that OGR, Region Offices, and the respective District divisions will advance through strengthened collaboration with each local jurisdiction in support of the commitments and shared vision outlined in the agreements.

Board Options and Consequences:
Approval of the proposed Education Compact will allow OGR, Region Offices, and the respective District divisions to move forward in a timely and coordinated manner to advance the commitments and collaborative initiatives outlined in the shared vision. Approval will further strengthen partnerships between the District and the County in support of student achievement, family engagement, and community well-being.

A delay in approval will postpone this opportunity to further strengthen partnerships and collaborative efforts between the District and local governmental entities.

Policy Implications:
The Education Compacts are in alignment with the District's 2022-26 Strategic Plan.

Budget Impact:
No budgetary expenditures are outlined in the Education Compacts.

Student Impact:
The Education Compacts supports students and families through strengthening partnerships between the County and the District. Such partnerships ensure a coherent and joint effort to support student success.

Equity Impact:

Component	Score	Score Rationale
Recognition	3	The Education Compacts may establish partnerships between the District and the City of Los Angeles as well as the smaller and less representative cities and communities that also serve our student population. While approximately around 21% of Los Angeles Unified students attend schools outside of the City of Los Angeles, it is equally important for the District to continue to pursue collaborative efforts with the other cities and unincorporated communities represented by the Los Angeles County Board of Supervisors.
Resource Prioritization	3	Pursuing these partnerships would mean that our programs and initiatives are also being replicated in other communities outside the City of Los Angeles, ultimately broadening opportunities and services to students and families in a more equitable way.
Results	2	The Education Compacts represent a shared philosophical goal of improving the educational opportunities and enriching the lives of children and families attending District sites within respective cities and unincorporated communities, however the commitments are not legally binding, nor do they mandate financial obligations.
TOTAL	8	

Issues and Analysis:
Not Applicable.

Attachments:
Attachment A: Education Compact between the Los Angeles Unified School District and Los Angeles County Supervisorial District 2

Submitted:
05/19/26

RESPECTFULLY SUBMITTED,

ANDRES E. CHAIT
Acting Superintendent

APPROVED & PRESENTED BY:

MARTHA ALVAREZ
Chief of Legislative Affairs and
Governmental Relations
Office of Government Relations

REVIEWED BY:

DEVORA NAVERA REED
General Counsel

✓ Approved as to form.

REVIEWED BY:

KURT E. JOHN
Deputy Chief Financial Officer

✓ Approved as to budget impact statement.

ATTACHMENT A

EDUCATION COMPACT BETWEEN THE LOS ANGELES UNIFIED SCHOOL DISTRICT AND LOS ANGELES COUNTY SUPERVISORIAL DISTRICT 2

As part of the 2022–2026 Strategic Plan for Los Angeles Unified School District ("LAUSD" or "Los Angeles Unified"), Education Compacts are to be pursued between Los Angeles Unified and local governmental entities. Education Compacts with municipal jurisdictions in the County are intended to align resources and implement innovative programs to equip our students with the tools they need to be Ready for the World.

As one of the five Supervisorial Districts within Los Angeles County, Supervisorial District 2 ("District 2") is partially served by LAUSD through several unincorporated communities and accounts for an enrollment of 22,711 students (LAUSD 2025–26 school year enrollment). District 2 has 2,002,408 residents (2020 U.S. Census) and encompasses a total area of 176.82 square miles. District 2 is home to 18 distinct unincorporated communities, five of which are served by LAUSD: Athens, Florence-Firestone, View Park–Windsor Hills, West Carson, and Willowbrook. A total of 52 LAUSD schools are located within the boundaries of these communities.

LAUSD and District 2 may each be referred to herein individually as a "Party" and collectively as the "Parties." Through this Education Compact ("Compact"), the Parties will collaborate to support and advance the educational needs of youth and families. The Parties may revisit this Compact annually to review progress and renew or refine their shared commitments to students, families, and school communities.

The commitments outlined are not legally binding and do not obligate either Party to specific budgetary expenditures. Rather, they reflect a shared philosophical commitment to improving educational opportunities and enriching the lives of children and families attending LAUSD schools and/or living within the unincorporated communities of District 2. The Parties recognize that there may be financial expenditures associated with one or more of the following areas; however, any such expenditure shall not be made unless the Party's governing board has authorized the expenditure through its budgetary process and such expenditures shall remain voluntary in nature.

Through this Compact, LAUSD and Supervisorial District 2 will pursue collaborative efforts that are mutually beneficial and intended to strengthen coordination in the following areas:

1. Homelessness
2. Transportation
3. Parent and Family Engagement
4. Student Health and Medical Services
5. Safety & Safe Passage
6. Safe Streets
7. Promotion of Existing County Services

Homelessness

a. LAUSD will help facilitate connections between students and families experiencing homelessness and County services.

b. District 2 will facilitate coordination with relevant County departments to reduce the number and/or duration of encampments and RVs near school sites.

c. District 2 will facilitate the provision of housing and homeless services to students and their families experiencing unstable housing and homelessness.

Transportation

a. Both parties will promote the Metro GoPass program with the goal of increasing student participation.

Parent and Family Engagement

a. Both parties will work to expand participation in parent workshops and LAUSD Family Academy sessions to increase awareness of County social and youth services.

b. LAUSD will promote to families opportunities to engage in the Supervisorial District 2 Public Budgeting Process and share information regarding “Let's Chat for a 2nd" meetings in the Second District.

c. LAUSD will promote the services of the MLK Youth Center in Willowbrook upon its opening.

d. Both parties will encourage civic participation in LA county governance and budget process and promote the 7 basic municipal services the county provides to Unincorporated Areas.

Student Health and Medical Services

a. LAUSD will aim to pilot mobile health clinics and/or school-based mental health providers at select school sites, increasing referrals and successful connections to County behavioral health programs.

Safety and Safe Passage

a. Both parties will collaborate to promote Safe Passage, violence prevention, conflict mediation, case management and referral services, and youth mentoring programs currently implemented within LAUSD. LAUSD and the Office of Violence Prevention (OVP) will work together to identify middle and high schools in Unincorporated Areas that could benefit from similar efforts.

b. Both parties will promote and encourage continued collaboration with OVP and other relevant County departments in support of student safety and well-being.

Safe Streets

a. District 2 will work with County Departments to assess the need and feasibility of implementing improvements to pedestrian safety near campuses (e.g., crosswalks, signage, crossing guards, lighting), in line with Vision Z.

Promotion of Existing County Services

a. LAUSD will promote County library, park, and community programs that are free of charge to students and families.

b. LAUSD will identify opportunities to integrate County resource links and program information into District communication platforms.

c. Both parties will aim to encourage participation in major community resource fairs to increase awareness and access to LAUSD, District 2, and County services.

Return to Order of Business

TAB 13

Los Angeles Unified School District

333 South Beaudry Ave,
Los Angeles, CA 90017

Board of Education Report

File #: Rep-427-25/26, **Version:** 1 **Agenda Date:** 6/12/2026
In Control: Legislative Affairs & Government Relations

Approval of Non-Formula Grant Agreements: Ratification of Delegated Authority
Office of Legislative Affairs and Governmental Relations

Brief Description:
(Approval of Non-Formula Grant Agreements: Ratification of Delegated Authority) Recommends the ratification of those actions related to the application for, and receipt of non-formula grants, including the execution of related agreements and documents, taken by the Office of Grants Administration and Office of the Superintendent within delegated authority as listed in Attachment "A."

Action Proposed:
Ratify the grant actions related to the application for, and receipt of non-formula grants, including the execution of related agreements and documents, taken by the Office of Grants Administration and Office of the Superintendent within delegated authority as listed in Attachment "A."

Background:
Prior to the establishment of the Office of Grants Administration, the District's approach to grant management was decentralized with multiple departments and schools independently identifying and pursuing supplemental funding for their respective areas when they have available resources to do so.

Pursuant to Board Report No. 160-07/08 and No. 248-17/18, and a December 2012 Board Resolution, the Superintendent and/or their designee are authorized to sign on behalf of the Board of Education (Board) grant applications, amendments, and related correspondence, such as letters of support, prior to submission. Upon receipt of the grant, an action item is to be presented to the Board of Education for ratification. Various other previously issued delegations granted authority to certain Divisions and Offices to accept grant funds and/or to execute grant amendments on behalf of the Board of Education.

Expected Outcomes:
Approval of these items will allow the resources and services provided by these non-formula grants to be awarded to the Los Angeles Unified School District and schools that support Board policies and goals.

Board Options and Consequences:
The Board can approve all actions presented or postpone selected actions pending receipt of additional information.

Non-ratification of non-formula grants awarded under delegated authority in Attachment "A" may result in immediate unavailability of resources or discontinuance of services, or both.

Policy Implications:
This action does not change District policy and conforms to California Education Code sections 35161 and 17604, which permit the Board of Education to delegate authority to contract, including by way of grants, in the

name of the District, and which the Board exercised on December 12, 2017.

Budget Impact:
The receipt of these non-formula grant funds will result in additional one-time resources for individual schools as grant recipients or in support of districtwide initiatives that could benefit students, staff, and the school community. Any grants that require matching funds are reviewed to ensure the matching requirements are within existing budget authority previously approved by the Board.

Student Impact:
The grant funds could benefit students directly or indirectly depending on the purpose of the grant.

Equity Impact:
Not Applicable.

Issues and Analysis:
There are no policy implications on these non-formula grants. The Office of General Counsel and Procurement Services Division have reviewed and approved agreements where “authorization to negotiate and execute” is sought.

Attachments:
Attachment A - Ratification of Non-Formula Grants Awarded Under Delegated Authority

The referenced grant delegation actions can be accessed by Click here.
<https://drive.google.com/drive/folders/1cWTYGcxvnh63W_eIxgqM72sEVqxJkt2d?usp=sharing>

Submitted:
05/18/26

RESPECTFULLY SUBMITTED,

ANDRES E. CHAIT
Acting Superintendent

APPROVED & PRESENTED BY:

MARTHA ALVAREZ
Chief of Legislative Affairs
And Government Relations
Office of Grants Administration

REVIEWED BY:

DEVORA NAVERA REED
General Counsel

✓ Approved as to form.

REVIEWED BY:

KURT E. JOHN
Deputy Chief Financial Officer

✓ Approved as to budget impact statement.

Ratification of Non-Formula Grants List

LOS ANGELES COUNTY OFFICE OF EDUCATION (LACOE)

Name of Grant:	GENIUS Initiative
Division/School:	

BD	School	Region	25-26 Priority Sch	25-26 SENI 2.0 High/Highest
1	Crenshaw High School STEMM Magnet	South	Yes	Yes

Funding Amount:	$10,000
Funding Period (Term):	February 5, 2026 – June 30, 2026
Purpose:	The Genuine Empathy & Nurturing Intellect for Underserved Students (GENIUS) Initiative is a statewide equity initiative with a goal to address racial disparities in student outcomes, particularly for marginalized student groups. The GENIUS program functions as a performance-based compensation model, providing Crenshaw High School STEMM Magnet with a $10,000 stipend in exchange for active participation in meetings, coaching, and data collection.
District Implementation:	Funds will be used to support equitable access to curriculum and particularly those in foster care, with special needs and other marginalized youth. Funds will be used to purchase Physical Education (PE) equipment and travel expenses including bus transportation for one PE field trip, support summer staff in-service for two days, including meals and materials, and Administrator/Teacher X-time for planning systems of support for targeted student populations and a community town hall meeting, including refreshments.

CALIFORNIA DEPARTMENT OF HEALTH CARE ACCESS AND INFORMATION (HCAI)

Name of Grant:	Certified Wellness Coach Grant
Division/School:	Medical Services Division / Student Mental Health & Wellness Services
Funding Amount:	$ 8,093,946.00 Original 8/26/2025 Board Approved Amount $ 8,903,404.65 Revised Agreement Total **$ 809,458.65 Amendment Amount (Difference)**
Funding Period (Term):	August 31, 2024 – June 30, 2027
Purpose:	The purpose of the Department of Health Care Access and Information (HCAI) grant is to fund a healthcare workforce to improve access to care. This support comes in the form of funding District Student & Family Resource Navigators. Student & Family Resource Navigators help low income students and families find access to care, support positive student connections with

	peers, family, school and community by facilitating student development and the ability to successfully deal with health problems and facilitate access to care.
District Implementation:	This grant has been implemented since 2024. The additional funding received as a result of this amendment is $809,458.65, helping to continue the work that the Wellness Programs have been providing by funding approximately 7 additional Navigator positions. These are existing positions (not new positions).

COTSEN FOUNDATION

Name of Grant:	The Art of Teaching Program
Division/School:	

BD	School	Region	25-26 Priority Sch	25-26 SENI 2.0 High/Highest
1	Baldwin Hills El	West	No	No
1	Castle Hts El	West	No	No
2	Ford Blvd El	East	No	Yes
4	Beethoven St El	West	No	No
4	Gardner St El	West	No	No
4	Mar Vista El	West	No	No
5	Atwater Ave El	West	No	No
5	RFK UCLA Comm Sch	West	No	No

Funding Amount*:

Schools Awarded Two-Year Grant Program:

Baldwin Hills El (7/1/2025 - 6/30/2027)	$417,284
Castle Hts El (7/1/2026 - 6/30/2028)	$410,014
Ford Blvd El (7/1/2026 - 6/30/2028)	$429,072
Beethoven St El (7/1/2026 - 6/30/2028)	$413,740
Mar Vista El (7/1/2025 - 6/30/2027)	$419,240

Schools Awarded One-Year Post-Fellowship:

Atwater Ave El (7/1/2026 - 6/30/2027)	$202,579
Gardner St El (7/1/2026 - 6/30/2027)	$190,175
RFK UCLA Comm Sch (7/1/2026 - 6/30/2027)	$204,954
Grand Total:	$2,687,058

	*This is an estimated amount over the grant period. These are reimbursement grants and the final amount will be based on actual expenditures and receipts submitted for each school.
Funding Period (Term):	The term for each school is listed above under the funding section.
Purpose:	The Art of Teaching Program provides either a two-year grant award or one-year post-fellowship award to the schools, as shown above. The purpose of the grant is to transform good teachers into great teachers. This transformation occurs through a program in which proven educators receive coaching and mentoring to achieve the highest levels of teaching excellence. Schools chose to partner with the Cotsen Foundation because of its strong commitment to improving instructional practice through intentional lesson design and reflective teaching.
District Implementation:	Both the Mentor teacher and Fellows are existing teachers at the schools. The Mentor works side-by-side with the Fellows through co-planning, modeling lessons, classroom observations, feedback, and reflective practice. Fellows and the Mentor will also participate in Foundation-provided training, peer observations, classroom inquiry cycles, and professional conferences. This partnership aligns with the vision of building teacher capacity and creating meaningful, engaging learning experiences for all students. The Cotsen Foundation grant covers the full-time salary and cost of benefits for the selected Mentor at the schools, which includes items such as paid time off for sick leave, authorized vacation days, holidays, and other authorized absences which fall within the period of a Mentor's participation. The Foundation provides reimbursement to the schools for the cost of nine (9) substitute days for each Fellow, with the dates determined by the Mentor. In addition, the award provides grants of $1,500 per school year for each Fellow and Mentor to cover out-of-pocket expenses for classroom materials, professional books, and conference expenses, directly related to this program.

CALIFORNIA DEPARTMENT OF EDUCATION

Name of Grant:	21st Century Community Learning Centers (CCLC) Supplemental One-Time Program Grants
Division/School:	Division of Instruction / Beyond the Bell Schools List

Funding Amount:	

Cohort S1 (219 elementary and middle schools)	$30,450,000
Cohort S2 (21 high schools)	$2,450,000
Cohort S3 (7 high schools)	$950,000
Cohort S4 (24 high schools)	$2,050,000
Total:	$35,900,000

Funding Period (Term):	July 1, 2025 – September 30, 2026
Purpose:	The California Department of Education Expanded Learning Division published a Request for Applications in which approximately $141 million in one-time supplemental funds was made available for existing Cohorts 13, 14, and 15 21st (Century Community Learning Centers) CCLC elementary/middle, After School Safety and Enrichment for Teens (ASSETs), and After School Education and Safety (ASES) grantees to apply. The Division of Instruction / Beyond the Bell applied for and was awarded $35.9M across four cohorts. The one time only supplemental funding must be used to enhance existing ASES, 21st CCLC elementary/ middle or ASSETs before school, after school, or summer/ supplemental programs, providing opportunities for evidence-based enrichment, academic or physical activities.
District Implementation:	These grants provide LAUSD with the opportunity to enhance the Expanded Learning Programs with additional services, improved tools/materials, and better enrichment experiences which add value to the safe and supportive environment LAUSD students receive when the instructional day is over. Expanded Learning Programs address the child care needs for our working families. Participation also promotes good attendance by giving students a sense of community where they can use their voice and have a choice. Students who participate in Expanded Learning Programs receive support with academic needs as well as exposure to enhanced enrichment activities through disguised learning methods. Expanded Learning Programs align with the needs of the student population by providing the opportunity to explore educational and literacy elements such as tutoring and homework assistance. Students benefit from educational enrichment activities that reinforce the instructional day. Enrichment activities cover a wide range of topics such as, but not limited to, Music, Sports, STEM, Theater, Arts & Crafts, Leadership Clubs, Book Clubs, Coding Clubs, photography, chess, social emotional learning, skill development, College and Career readiness and community service. There is a focus on the English Learner student population who need additional support through the Equitable Access grants. High priority is given to foster and unhoused students, but these programs are open to all students enrolled at each of the funded schools.

CALIFORNIA DEPARTMENT OF EDUCATION

Name of Grant:	Kitchen Infrastructure and Training (KIT) Grant and Retention and Recruitment (R&R) Grant
Division/School:	Food Services Division
Funding Amount:	Kitchen Infrastructure and Training (KIT) $2,000,000.00 Retention and Recruitment (R&R) $1,058,913.83 **Total:** $3,058,913.83
Funding Period (Term):	July 1, 2025 – June 30, 2028
Purpose:	The California Department of Education (CDE) is offering the Kitchen Infrastructure and Training (KIT) Grant through a competitive process for the first time. In two prior non-competitive funding cycles, Food Services successfully used KIT funds to invest in kitchen equipment, mobile food service assets, small wares, and specialized staff training positions. These investments enabled a significant shift toward more freshly prepared meals and expanded use of Farm to School (F2S) produce across the district. For this third cycle, the District applied under both components, the Kitchen Infrastructure and Training (KIT) and Retention and Recruitment (R&R) portion, and was subsequently notified of successful award. The funds will continue to help build on LAUSD's investments in new equipment and staff training. This grant funding will focus on providing schools with kitchen tools and supplies to produce more menu items from scratch and semi-scratch. It will also focus on implementing a Culinary Academy to provide culinary training for our managers, senior workers and all new staff. This will continue to improve student meals and food quality and increase student participation and overall satisfaction.
District Implementation:	The Kitchen Infrastructure and Training (KIT) Grant will strengthen on-site food preparation and training capacity district wide. Funds will be used to: • Provide $500 in small wares to each cafeteria with on-site preparation to support scratch and semi-scratch cooking. • Establish a Culinary Academy at Hollywood High School to serve as a centralized training hub for hands-on production training, recipe development and testing, student menu feedback, and focus sessions. • Offset staff salary costs during training to ensure full participation while minimizing substitute staffing impacts.

	The Retention and Recruitment (R&R) Grant will support workforce stability and skill development necessary for expanded scratch cooking.

CALIFORNIA DEPARTMENT OF EDUCATION

Name of Grant:	Specialized Secondary Programs (SSP): Mentors
Division/School:	BD: 2; School: Bravo SH Medical Mag; Region: East; 25-26 Priority Sch: No; 25-26 SENI 2.0 High/Highest: No
Funding Amount:	$ 8,000 Original 12/16/2025 Board Approved Amount $ 4,000 Revised Grant Award **<$ 4,000> Amendment Amount (Difference)**
Funding Period (Term):	June 1, 2025 – June 30, 2026
Purpose:	We received notification from the California Department of Education (CDE) that the M2 SSP Mentor grant at Bravo Medical HS is being reduced from $8,000 to $4,000 for this 2025-2026 school year. The reason for the amendment is because one of the schools that the mentor teacher was assigned to (outside of LAUSD in the Brea Olinda district) dropped out of the program and the funding was tied to the number of assigned schools active in the program.
District Implementation:	The mentor teacher was notified by CDE of the change and has confirmed that the year's expenditures for this program fall within the revised $4,000 budget.

LOS ANGELES UNIFIED SCHOOL DISTRICT EDUCATION FOUNDATION AS A PASS-THROUGH TO THE DISTRICT FOR COMMUNITIES FOUNDATION OF TEXAS ON BEHALF OF LAURA BUSH FOUNDATION FOR AMERICA'S LIBRARIES

Name of Grant:	Laura Bush Foundation for America's Libraries Grant
Division/School:	BD: 7; School: Gardena Senior High; Region: South; 25-26 Priority Sch: Yes; 25-26 SENI 2.0 High/Highest: Yes
Funding Amount:	$5,000
Funding Period (Term):	May 21, 2026 – December 31, 2026
Purpose:	This is a one-time grant pursued by the school from the Laura Bush Foundation for America's libraries. The grant helps address school needs such as the average number of books available per student, the average age of books, and budget cuts resulting in little to no budget for library materials. The materials purchased with this grant will support

	students, who are taught how to correctly do academic research using reliable materials, and who will be more prepared and inspired to thrive in college, career, and their lives beyond the classroom.
District Implementation:	Funds will be used to purchase e-books that will be added to the school's database collection, accessible by students and staff via the Gale e-Book reader. This plan will continue an initiative started by Gardena Senior High during the 2023-2024 school year to purchase online, up-to-date, academic reference materials for the benefit of their school community. By adding more digital resources, they will continue to address several needs: 1) improve college-level research skills, 2) develop digital literacy, 3) provide additional avenues to implement academic reference materials, 4) support their four career pathway academies: Medical Services Academy, Creative Arts Academy, Global Business Magnet and Engineering and Robotics Magnet. Since this grant will support the library collection, all students enrolled at Gardena Senior High will benefit. Projected enrollment for the 2026-2027 school year is approximately 1,200 students. Gardena Senior High is a Title 1 school which provides free lunch to all enrolled students. The student body contains low-income students, newcomer students, foster students, and unhoused students.

CALIFORNIA COMMUNITY COLLEGES CHANCELLOR'S OFFICE, VIA PASADENA AREA COMMUNITY COLLEGE DISTRICT AS FISCAL AGENT

Name of Grant:	K-12 Strong Workforce Program Grant
Division/School:	Division of Instruction / CTE Linked Learning Schools List
Funding Amount:	$1,600,000
Funding Period (Term):	January 1, 2026 – June 30, 2028
Purpose:	The K-12 Strong Workforce Program (SWP) grant will enable Los Angeles Unified School District to scale equitable access to Dual Enrollment by building the systems, staffing, and cross-sector coordination needed to move from isolated offerings to a districtwide, equity-centered model. Through the establishment of a Dual Enrollment Director and Regional Pathway Navigators, LAUSD will strengthen alignment with the Los Angeles Community College District (LACCD), improve enrollment communication and data practices, and expand Dual Enrollment pathways aligned to high-demand regional industries such as Health Care, Education, Biotechnology, Behavioral Health, and Green Energy. This investment advances LAUSD's Dream

	it Achieve and "Two for One for Everyone" vision by ensuring more students—especially those furthest from opportunity—graduate with college credit that accelerates postsecondary success and entry into high-wage, high-skill careers.
District Implementation:	The K-12 Strong Workforce Program grant supports a districtwide Dual Enrollment (DE) infrastructure initiative serving 109 LAUSD high schools, rather than providing fixed allocations to individual sites. Funds are centrally managed to build sustainable systems that support annual growth in DE enrollment of approximately 10% across LAUSD high schools, with intentional focus on expanding access for historically underserved students. Expenditures prioritize systemwide capacity-building, including personnel (a Dual Enrollment Director and Regional Pathway Navigators who develop and manage DE systems and coordinate with LACCD), books and supplies, and services and operating costs. Unlike site-based awards that fund individual equipment or field trips, this grant invests in districtwide systems and supports for multiple schools simultaneously and reduces inequities in access. All funds are tracked centrally through LAUSD fiscal systems, and while some schools have received prior workforce funding, this award represents a new, system-level investment to scale and sustain dual enrollment across the District.

Total Count of Grant Awards = 19
Total Aggregate Value = $44,066,430.48

Return to Order of Business

TAB 14

Los Angeles Unified School District

333 South Beaudry Ave,
Los Angeles, CA 90017

Board of Education Report

File #: Rep-449-25/26, **Version:** 1 **Agenda Date:** 6/12/2026
In Control: Special Education & Specialized Programs

2026-2027 Special Education Local Plan Area (SELPA) Local Plan
Division of Special Education

Brief Description:
(2026-2027 Special Education Local Plan Area (SELPA) Local Plan) Recommends approval of the 2026-2027 Local plan components Section A: Contracts and Certifications, Section D: Annual Budget Plan, Section E: Annual Service Plan, and Attachments I-VII.

Action Proposed:
Approve the 2026-2027 Local plan components Section A: Contracts and Certifications, Section D: Annual Budget Plan, Section E: Annual Service Plan, and Attachments I-VII. Approval of the SELPA Local Plan will allow submittal within the due date of June 30, 2026, as outlined by the California Department of Education.

Background:
The Los Angeles Unified School District is a single district Special Education Local Plan Area (SELPA), charged with providing a free appropriate public education (FAPE) to eligible students with disabilities within its jurisdictional boundaries. Annually, the Local Plan's Section D: Annual Budget Plan and Section E: Annual Service Plan must be completed, reviewed, and approved by the Local Education Agency (LEA) and submitted to the California Department of Education (CDE). Every three years, all sections (A-E) of the SELPA Local Plan must be revised. The last Board adoption of the annual SELPA Local Plan occurred in June 2025.

Section A of the Local Plan outlines the contract and certifications for special education services. It includes agreements with service providers, staff certifications, and partnerships with other entities supporting students with special disabilities.

Section B of the Local Plan focuses on governance and administration. It outlines the organizational structure, responsibilities, and procedures for governing the SELPA and implementing special education services within its jurisdictional boundaries. This section may include details about the SELPA's governing board, advisory committees, decision-making processes, budget allocations, and administrative procedures for managing programs and resources. It serves as a blueprint for how the SELPA operates and ensures accountability and transparency in its administration of special education services.

The Annual Budget Plan, Section D, projects special education revenues and expenditures. State (AB602) and Federal IDEA revenue projections are based on funding formulas that rely on student counts. The projected expenditure distribution is based on a districtwide analysis of all required Individualized Education Program (IEP) services, including low incidence and mental health services.

The Annual Services Plan, Section E, describes the services provided by the LEA.

The Division of Special Education collected input from CAC members throughout the 2025-2026 school year

through multiple methods, including but not limited to a Google Form, notes from meetings, email correspondence, and other interactions, in accordance with California Education Code Sections 56194(a) and (b) and 56205(a)(12)(E) and (b)(7). The 30-day public review period applies only to SELPA Local Plan reviews that include Section B, which is not applicable for the 2026-2027 school year.

The proposed plan and the Notice of Public Hearing will be posted on the Division of Special Education website in the "DSE News" section of the homepage at <https://sped.lausd.org/> to promote public awareness.

Furthermore, the proposed plan will also be available in the "About" section at <https://sped.lausd.org/apps/pages/about>, which currently hosts the active SELPA Local Plan.

Expected Outcomes:
Approval from the Board of Education with the necessary signatures and submission to the CDE as required ensure compliance with the above-cited Education Code requirements. The SELPA Local Plan's Budget and Service Plans are revised annually and must be submitted to the County Office of Education (COE) and CDE by June 30, 2026. Approval of this item will allow the Division of Special Education to continue providing special education supports and services to serve eligible students with disabilities in support of Board policies and goals.

Board Options and Consequences:
A "YES" vote of these plans will comply with the above-mentioned California Education Code requirements and authorizes the Division of Special Education to continue to provide quality support and services for students with disabilities.

A "NO" vote will result in LAUSD's noncompliance with CDE requirements, and sanctions may be issued.

Policy Implications:
This action does not have policy implications.

Budget Impact:
Pursuant to EC Section 56195.1 (b)(3), each Local Plan must include the designation of an administrative entity to perform functions such as the receipt and distribution of funds.

Student Impact:
The SELPA Local Plan directly impacts students by determining the quality and availability of special education services, resource allocation, compliance with legal requirements, and parental and community involvement opportunities.

Issues and Analysis:
The changes from the 2025-26 SELPA Local Plan to the 2026-27 SELPA Local Plan include:

- Annual Budget Plan updated to reflect projected funding allocations and spending for the 2026-27 school year.
- Annual Services Plan updated in the Occupational Therapy (OT), Transition and Preschool areas.
    - Updated Service Codes 220 and 890 and modified the OT description to reflect the current service delivery model.

Attachments:
Attachment A - 2026 Special Education Local Plan Area Annual Board Submission

Submitted:
05/19/26

RESPECTFULLY SUBMITTED,

ANDRES E. CHAIT
Acting Superintendent

APPROVED BY:

KARLA V. ESTRADA
Deputy Superintendent Instruction

REVIEWED BY:

DEVORA NAVERA REED
General Counsel

✓ Approved as to form.

APPROVED & PRESENTED BY:

ANTHONY AGUILAR
Chief
Special Education & Specialized Programs Division/Office

REVIEWED BY:

KURT E. JOHN
Deputy Chief Financial Officer

✓ Approved as to budget impact statement.

APPROVED & PRESENTED BY:

JOSE SOTO
Executive Director
Division of Special Education

ATTACHMENT A
2026 Special Education Local Plan Area Annual Board Submission

Special Education Local Plan Area (SELPA) Local Plan

SELPA	Los Angeles Unfied	Fiscal Year	2026-27

LOCAL PLAN

Section A: Contacts and Certifications

SPECIAL EDUCATION LOCAL PLAN AREA

California Department of Education

Special Education Division

Local Plan Annual Submission

Section A: Contacts and Certifications

SELPA Los Angeles Unfied | Fiscal Year 2026-27

Contact Information and Certification Requirements

A1. Check the box or boxes that best represents the SELPA's Local Plan submission to the California Department of Education (CDE):

☐ *NEW* SELPA (for proposed multiple Local Educational Agency (LEA) SELPA, or COE joined SELPA only)

☐ Local Plan Section B: Governance and Administration

☒ Local Plan Section D: Annual Budget Plan

☐ Select if this Local Plan Section D submission was revised after June 30th due date

- Local Plan Section D
- Certifications 2, 3, 4 and 5 are required
- Attachments I-V are required
- If the submission is an amendment of special education revenues and/or expenditures previously reported to the CDE due to changes in services and programs provided by LEAs within the SELPA, then the SELPA must also submit an amendment for Local Plan Section E: Annual Service Plan, along with Attachment VI and VII.

☒ Local Plan Section E: Annual Service Plan

☐ Select if this Local Plan Section E submission was revised after June 30th due date

- Local Plan Section E
- Certifications 2, 3, 4 and 5 are required
- Attachments I and VI are required
- If the submission is an amendment of programs and services previously reported to the CDE that affect the allocation of special education funds to LEAs within the SELPA, then the SELPA must also submit an amendment for Local Plan Section D: Annual Budget Plan, along with Attachments II-V and VII.

☐ Local Educational Agency Membership Changes

A2. SELPA Identification

Enter the 4-digit SELPA code issued by the CDE. SELPA codes can be found on the CDE website located at http://www.cde.ca.gov/sp/se/as/caselpas.asp.

SELPA 1914

Section A: Contacts and Certifications

SELPA	Los Angeles Unfied	Fiscal Year	2026-27

A3. SELPA Director Contact Information

Enter address information for the SELPA. Include current SELPA Director contact information. NOTE: SELPA Director position changes do not require amendments to the Local Plan. However, in such cases the new SELPA Director assumes the responsibility for the contents and implementation of the last approved Local Plan filed with the CDE.

SELPA Name	Los Angeles Unfied		
Street Address	333 S. Beaudry Ave	Zip Code	90017-1466
City	Los Angeles	County	Los Angeles
Mailing Address	333 S. Beaudry Ave		
City	Los Angeles	Zip Code	90017-1466
Director First Name	Jose	Administrator Last Name	Soto
Director Title	Executive Director		
Director's Email	jose.f.soto@lausd.net		
Telephone	(213) 241-6701	Extension	

A4. Administrative Entity (Responsible Local Agency or Person (as applicable) Contact Information

Enter information for the current administrative entity. This is the responsible local agency or, an administrative unit for a multiple LEA SELPA or COE joined SELPA; or an identified responsible person for a single LEA SELPA. In either case, the administrative entity identified is responsible for the implementation and/or fiscal administration of the Local Plan and must electronically sign Certification 1 and 2.

Administrative Entity Name	LAUSD		
Street Address	333 S. Beaudry Ave	Zip Code	90017-1466
City	Los Angeles	County	Los Angeles
Contact First Name	Andres	Last Name	Chait
Contact Title	Acting Superintendent		

Section A: Contacts and Certifications

SELPA Los Angeles Unfied

Fiscal Year 2026-27

Email andres.chait@lausd.net.

Telephone (213) 241-7000 Extension

Special Education Local Plan Area Review Requirements

Community Advisory Committee

A5. Pursuant to California *Education Code* (*EC*) sections 56194(a) and (b); and 56205(a)(12)(E) and (b)(7), the SELPA must involve the Community Advisory Committee (CAC) at regular intervals during the development and review of each Local Plan section. The SELPA collaborated with the CAC throughout the development, amendment, and review of all Local Plan sections included with this submission?

☐ Yes ☐ No ☒ N/A (Section D and/or Section E submissions)

A6. Pursuant to *EC* Section 56207(b)(7), the Local Plan section(s): Section B: Governance and Administration: Annual Service Plan must be provided to the CAC for final review 30 days prior to the plan being submitted the CDE.

The Local Plan was submitted to the CAC on:

☒ N/A (Section D and/or Section E submissions)

County Office of Education

A7. Pursuant to *EC* sections 56140, 56195.1(c), and 56205, within 45 days, the COE, or COEs (as applicable) must approve or disapprove any proposed Local Plan, including any amendment submitted by a SELPA within the county or counties. Enter the COE or COEs responsible for, coordinating special education services within a county, reviewing, and approving the Local Plan.

Select the "Add COE" button to add additional COEs as needed. Users my select the "checkbox" next to the COE entry and the "Delete COE" to remove entries as necessary.

☐ COE responsible for approving the Local Plan

Los Angeles County Office of Education

Local Plan section(s) was/were provided to the COE(s) listed for approval on May 15, 2026

Add COE Delete COE

Section A: Contacts and Certifications

SELPA	Los Angeles Unfied	Fiscal Year	2026-27

Public Hearing Requirements

Local Plan Section D: Annual Budget Plan and Section E: Annual Service Plans

Public Hearing notices must be posted at each school site informing the public of the SELPA Public Hearing for the adoption of Local Plan Section D: Annual Budget Plan, and/or Local Plan Section E: Annual Service Plan at least 15 days before the hearing. Evidence of the posting should be maintained and made available to the CDE upon request.

A8. Local Plan Section D: Annual Budget Plan Public Hearing

Most Recent School Site Posting Date	May 21, 2026
SELPA Public Hearing Date	Jun 9, 2026

A9. Local Plan Section E: Annual Service Plan Public Hearing

Most Recent School Site Posting Date	May 21, 2026
SELPA Public Hearing Date	Jun 9, 2026

Submitting the Local Plan to the California Department of Education

STEP 1: Contacts and Certifications

Section A is required when submitting any and all Local Plan sections to the CDE for approval. Certifications and applicable attachments associated with the type of submission identified in item A1 above must be included with each submission.

STEP 2: SELPA Governance Structure

A10. For the purposes of special education, the governing board of a district/charter LEA must elect to participate in a SELPA. The SELPA's governance structure is defined by this election. The SELPA meets requirements and has elected the following governance structure for the Local Plan. Select one of the following three choices:

- [x] Single LEA SELPA: This selection includes only one district LEA; or
- [ ] Multiple LEA SELPA: This selection includes one district or charter LEA together with one or more additional district or charter LEA(s), or a combination thereof (this selection does not include a COE); or
- [ ] COE Joined SELPA: A district (or charter) LEA(s) joined with a COE(s) to form a SELPA (this selection includes one or more district or charter LEA(s) *AND* one or more COEs).

Section A: Contacts and Certifications

SELPA Los Angeles Unfied

Fiscal Year 2026-27

STEP 3: Prior Submissions

A11. Enter the fiscal year of the previously submitted Local Plan section:

Section B: Governance and Administration	2024-25
Section D: Annual Budget Plan	2025-26
Section E: Annual Service Plan	2025-26

STEP 4: Local Plan Collaboration

A12. Many representatives of the community are involved in the development of all sections of a Local Plan. In this table, report the participation of key stakeholders required to participate in regular meetings by *EC* sections 56001(f) and 56192 including administrators, general education teachers, special education teachers, members of the CAC, parents selected by the CAC, or other persons concerned with individuals with exceptional needs. Include the agency, first and last name, the title of each participant who was involved in the collaboration in the development of the Local Plan sections, and the section worked on. Select the "Add" button to insert a new row and the "-" button to delete the corresponding row.

Add	Agency	First and Last Name	Title	Section
-	Los Angeles Unified	Lilia Moran	Administrator-Spec. Ed.	Multiple
-	Los Angeles Unified	Laurie Cooley	Administrator-Spec. Ed.	Multiple
-	Los Angeles Unified	Lisa Kendrick	Administrator-Spec. Ed.	Section E
-	Los Angeles Unified	Ra'Daniel McCoy	Administrator-Spec. Ed.	Section E
-	Los Angeles Unified	Taryn Shimizu	Administrator-Spec. Ed.	Section E
-	Los Angeles Unified	Sandra Moreno	Administrator-Spec. Ed.	Section E
-	Los Angeles Unified	Erin Hong	Administrator-Spec. Ed.	Section E
-	Los Angeles Unified	Steve Kim	Administrator-Spec. Ed.	Section E
-	Los Angeles Unified	Lindsay Cecil	Administrator-Spec. Ed.	Section E
-	Los Angeles Unified	Jessica Melo	Administrator-Spec. Ed.	Section E

Section A: Contacts and Certifications

SELPA Los Angeles Unfied

Fiscal Year 2026-27

Add	Agency	First and Last Name	Title	Section
-	Los Angeles Unified	Sergio Aviles	Administrator-Spec. Ed.	Section E
-	Los Angeles Unified	Jacqueline Mora	Administrator-Spec. Ed.	Section E
-	Los Angeles Unified	Dr. Tan Pratontep	Administrator-Spec. Ed.	Section E
-	Los Angeles Unified	Lela Rondeau	Administrator-Spec. Ed.	Section E
-	Los Angeles Unified	James Koontz	Administrator-Spec. Ed.	Section E
-	Los Angeles Unified	Janette Duran	Administrator-Spec. Ed.	Section E
-	Los Angeles Unified	Jaclyn Tolj	Administrator-Spec. Ed.	Section E
-	Los Angeles Unified	Deanna Peterson	Administrator-Spec. Ed.	Section E
-	Los Angeles Unified	Cain Galata	Other	Attachments
-	Los Angeles Unified	Mabel Capistrano	Other	Section D

STEP 5: Certifications

A13. Select the check box below to indicate which of the five certifications are being submitted. Include the total number of each type of certification being submitted.

- ☐ Certification 1: SELPA Local Plan Section B: Governance and Administration
- ☒ Certification 2: SELPA Local Plan Section D: Annual Budget Plan and Section E: Annual Service Plan
- ☒ Certification 3: COE (Required for all SELPA Local Plan Sections B, D, and E)

  Number Submitted 1
- ☐ Certification 4: CAC (Required for all SELPA Local Plan Sections B)
- ☒ Certification 5: LEA (Required for all SELPA Local Plan Sections B, D, and E)

  Number Submitted 1

STEP 6: Electronic Signatures

A14. All applicable certifications must be electronically signed and included with the Local Plan.

STEP 7: Final Check

- All certifications submitted to the CDE must be electronically signed.
- Local Plan must be submitted to the CDE using the SELPA's assigned Box.com web address.
- In order to facilitate the timely processing, approval, and distribution of SELPA funding, please submit the Local Plan in the original, CDE-approved format. All templates are coded for the CDE's record keeping purposes.
- Handwritten, scanned, or modified templates remove the coding from the fields and impede the CDE's processing of the Local Plan. In such cases, SELPAs may be required to resubmit handwritten, scanned, or modified Local Plans that are not saved in the original 2022–23 CDE Local Plan Submission template provided, resulting in a delay in approval and funding.

Section A: Contacts and Certifications

SELPA Los Angeles Unfied

Fiscal Year 2026-27

Certification 1
Local Plan Section B: Governance and Administration

IMPORTANT: Certification 1 is required when the information being submitted to the CDE is related to Local Plan Section B: Governance and Administration.

I certify the attached Governance and Administration Local Plan section has been adopted by all LEA members listed in Attachment I and is the basis for the operation and administration of special education programs. I further assure the agency(ies) represented herein will meet all applicable requirements of state and federal laws, regulations, and state policies and procedures, including compliance with the Individuals with Disabilities Education Act (IDEA), Title 20 of *United States Code* (*USC*) 1400 et seq., implementing regulations under; the Federal Rehabilitation Act of 1973, 29 *USC,* Chapter 16 as applicable; the Federal Americans with Disabilities Act of 1990, 42 *USC,* 12101 et seq.; *Code of Federal Regulations,* Title 34, Parts 300 and 303; *EC* Part 30; and the *California Code of Regulations,* Title 5, Chapter 3, Division 1.

C1-1. I certify the SELPA governance and administrative structure as a:

☐ Single LEA SELPA ☐ Multiple LEA SELPA ☐ COE Joined SELPA

C1-2. The SELPA collaborated with the CAC throughout the development, amendment, and review of all Local Plan sections included with this submission?

☐ Yes ☐ No (If the answer is "NO," please include comments.)

C1-3. The SELPA reviewed and considered comments provided by the CAC regarding this Local Plan submission.

☐ Yes ☐ No (If the answer is "NO," please include comments.)

C1-4. Specific web address where the SELPA Local Plan, including all sections, is posted.

Administrative Entity Signature* Date

SELPA Governance Council or Responsible Individual Date

Section A: Contacts and Certifications

SELPA Los Angeles Unfied

Fiscal Year 2026-27

SELPA Administrator

Date

*The responsible individual identified as the Administrative Entity in item A4 of Section A must electronically sign here.

Section A: Contacts and Certifications

SELPA Los Angeles Unfied

Fiscal Year 2026-27

Certification 2
Local Plan Section D: Annual Budget Plan and Section E: Annual Service Plan

IMPORTANT: Certification 2 is required when the information being submitted to the CDE is related to Local Plan Section D: Annual Budget Plan and/or Section E: Annual Service Plan.

I certify the attached Local Plan Section Section D: Annual Budget Plan and/or Section E: Annual Service Plan was/were adopted at a SELPA public hearing(s) and is/are the basis for the operation and administration of special education programs specified herein. I further assure the LEAs identified in Attachment I will meet all applicable requirements of state and federal laws, regulations, and state policies and procedures, including compliance with the *I*ndividuals with Disabilities Education Act (IDEA), Title 20 of *United States Code* (*USC*) 1400 et seq., implementing regulations under; the Federal Rehabilitation Act of 1973, 29 *USC,* Chapter 16 as applicable; the Federal Americans with Disabilities Act of 1990, 42 *USC,* 12101 et seq.; *Code of Federal Regulations,* Title 34, Parts 300 and 303; *EC* Part 30; and the *California Code of Regulations,* Title 5, Chapter 3, Division 1.

C2-1. I certify the SELPA governance and administrative structure as a:

☒ Single LEA SELPA ☐ Multiple LEA SELPA ☐ COE Joined SELPA

☒ Yes ☐ No (If the answer is "NO," please include comments.)

C2-2. Specific web address where the SELPA Local Plan, including all sections, is posted.

https://sped.lausd.org/

Andres E. Chait

Administrative Entity Signature* Date

Scott Schmerelson

SELPA Governance Council or Responsible Individual Date

Dr. Jose Soto

SELPA Administrator Date

*The responsible individual identified as the Administrative Entity in Item A4 of Section A must electronically sign here.

SELPA Los Angeles Unified

Fiscal Year 2026-27

LOCAL PLAN

Section D: Annual Budget Plan

SPECIAL EDUCATION LOCAL PLAN AREA

California Department of Education

Special Education Division

Local Plan Annual Submission

SELPA	Los Angeles Unified	Fiscal Year	2026-27

Local Plan Section D: Annual Budget Plan

Projected special education budget funding, revenues, and expenditures by LEAs are specified in **Attachments II–V.** This includes supplemental aids and services provided to meet the needs of students with disabilities as defined by the Individuals with Disabilities Education Act (IDEA) who are placed in regular education classrooms and environments, and those who have been identified with low incidence disabilities who also receive special education services.

IMPORTANT: Adjustments to any year's apportionment must be received by the California Department of Education (CDE) from the SELPA prior to the end of the first fiscal year (FY) following the FY to be adjusted. The CDE will consider and adjust only the information and computational factors originally established during an eligible FY, if the CDE's review determines that they are correct. California *Education Code* (*EC*) Section 56048

Pursuant to *EC* Section 56195.1(2)(b)(3), each Local Plan must include the designation of an administrative entity to perform functions such as the receipt and distribution of funds. Any participating local educational agency (LEA) may perform these services. The administrative entity for a multiple LEA SELPA or an LEA that joined with a county office of education (COE) to form a SELPA, is typically identified as a responsible local agency or administrative unit. Whereas, the administrative entity for single LEA SELPA is identified as a responsible individual. Information related to the administrative entity must be included in Local Plan Section A: Contacts and Certifications.

Section D: Annual Budget Plan

SELPA Los Angeles Unified

Fiscal Year 2026-27

TABLE 1

Special Education Projected Revenue Reporting (Items D-1 to D-3)

D-1. Special Education Revenue by Source

Using the fields below, identify the special education projected revenue by funding source. The total projected revenue and the percent of total funding by source is automatically calculated.

Funding Revenue Source	Amount	Percentage of Total Funding
Assembly Bill (AB) 602 State Aid	443,717,580	68.95%
AB 602 Property Taxes	33,605,946	5.22%
Federal IDEA Part B	121,949,718	18.95%
Federal IDEA Part C	1,178,111	0.18%
State Infant/Toddler	4,048,167	0.63%
State Mental Health	29,887,598	4.64%
Federal Mental Health	5,711,248	0.89%
Other Projected Revenue	3,449,864	0.54%
Total Projected Revenue:	643,548,232	**100.00%**

D-2. "Other Revenue" Source Identification

Identify all revenue identified in the "Other Revenue" category above, by revenue source, that is received by the SELPA specifically for the purpose of special education, including any property taxes allocated to the SELPA pursuant to *EC* Section 2572. *EC* Section 56205(b)(1)(B)

Resource 6520 - Project Workability I; Resource 3410 DOR: Workability II, Transition Partnership

D-3. Attachment II: Distribution of Projected Special Education Revenue

Using the form template provided in **Attachment II**, complete a distribution of revenue to all LEAs participating in the SELPA by funding source.

Section D: Annual Budget Plan

SELPA Los Angeles Unified

Fiscal Year 2026-27

TABLE 2

Total Projected Budget Expenditures by Object Code (Items D-4 to D-6)

D-4. Total Projected Budget by Object Code

Using the fields below, identify the special education expenditures by object code. The total expenditures and the percent of total expenditures by object code is automatically calculated.

Object Code	Amount	Percentage of Total Expenditures
Object Code 1000—Certificated Salaries	608,364,846	29.51%
Object Code 2000—Classified Salaries	334,691,836	16.23%
Object Code 3000—Employee Benefits	618,240,483	29.99%
Object Code 4000—Supplies	6,705,409	0.33%
Object Code 5000—Services and Operations	367,129,169	17.81%
Object Code 6000—Capital Outlay	25,900	0.00%
Object Code 7000—Other Outgo and Financing	126,641,024	6.14%
Total Projected Expenditures:	2,061,798,667	100.00%

D-5. Attachment III: Projected Local Educational Agency Expenditures by Object Code

Using the templates provided in **Attachment** III, complete a distribution of projected expenditures by LEAs participating in the SELPA by object code.

D-6. Code 7000—Other Outgo and Financing

Include a description for the expenditures identified under object code 7000:

Indirect Support-General Fund; Tuition-State Special School

SELPA Los Angeles Unified | Fiscal Year 2026-27

TABLE 3

Federal, State, and Local Revenue Summary (Items D-7 to D-8)

D-7. Federal Categorical, State Categorical, and Local Unrestricted Funding

Using the fields below, enter the projected funding by revenue jurisdiction. The "Total Revenue From All Sources" and the "Percentage of Total Funding fields are automatically calculated.

Revenue Source	Amount	Percentage of Total Funding
Projected State Special Education Revenue	512,310,891	24.85%
Projected Federal Revenue	131,237,341	6.37%
Local Contribution	1,418,250,435	68.79%
Total Revenue from all Sources:	2,061,798,667	100.00%

D-8. Attachment IV: Projected Revenue by Federal, State, and Local Funding Source by Local Educational Agency

Using the CDE-approved template provided in **Attachment IV**, provide a complete distribution of revenues to all LEAs participating in the SELPA by federal and state funding source.

D-9. Special Education Local Plan Area Allocation Plan

a. Describe the SELPA's allocation plan, including the process or procedure for allocating special education apportionments, including funds allocated to the RLA/AU/responsible person pursuant to *EC* Section 56205(b)(1)(A).

The Los Angeles Unified SELPA is a single district SELPA representing the Los Angeles Unified School District. Revenues are fully allocated to the LEA. As a single district SELPA, the services are provided through the LEA. LAUSD offers a continuum of services and tracks each service location code.

b. ☒ YES ☐ NO

If the allocation plan specifies that funds will be apportioned to the RLA/AU/AE, or to the SELPA administrator (for single LEA SELPAs), the administrator of the SELPA, upon receipt, distributes the funds in accordance with the method adopted pursuant to *EC* Section 56195.7(i). This allocation plan was approved according to the SELPA's local policymaking process and is consistent with SELPA's summarized policy statement identified in Local Plan Section B: Governance and Administration item B-4. If the response is "NO," then either Section D should be edited, or Section B must be amended according to the SELPA's

adopted policy making process, and resubmitted to the COE and CDE for approval.

Section D: Annual Budget Plan

SELPA: Los Angeles Unified | Fiscal Year: 2026-27

TABLE 4

Special Education Local Plan Area Expenditures (Items D-10 to D-11)

D-10. Regionalized Operations Budget

Using the fields below, identify the total operating expenditures projected for the SELPA, exclusively. Expenditure line items are according SACS object codes. Include the projected amount budgeted for the SELPA's exclusive use. The "Percent of Total" expenses is automatically calculated. NOTE: Table 4 does not include district LEA, charter LEA, or COE LEA expenditures, there is no Attachment to be completed for Table 4.

Accounting Categories and Codes	Amount	Percentage of Total
Object Code 1000—Certificated Salaries	5,626,522	69.37%
Object Code 2000—Classified Salaries		0.00%
Object Code 3000—Employee Benefits	2,484,116	30.63%
Object Code 4000—Supplies		0.00%
Object Code 5000—Services and Operations	350	0.00%
Object Code 6000—Capital Outlay		0.00%
Object Code 7000—Other Outgo and Financing		0.00%
Total Projected Operating Expenditures:	8,110,988	100.00%

D-11. Object Code 7000 --Other Outgo and Financing Description

Include a description of the expenditures identified under "Object Code 7000—Other Outgo and Financing" by SACS codes. See Local Plan Guidelines for examples of possible entries.

SELPA: Los Angeles Unified | Fiscal Year: 2026-27

TABLE 5

Supplemental Aids and Services and Students with Low Incidence Disabilities (D-12 to D-15)

The standardized account code structure (SACS), goal 5760 is defined as "Special Education, Ages 5–22." Students with a low incidence (LI) disability are classified severely disabled. The LEA may elect to have locally defined goals to separate low-incidence disabilities from other severe disabilities to identify these costs locally.

D-12. Defined Goals for Students with LI Disabilities

Does the SELPA, including all LEAs participating in the SELPA, use locally defined goals to separate low-incidence disabilities from other severe disabilities?

☐ YES ☒ NO

If "No," describe how the SELPA identifies expenditures for low-incidence disabilities as required by *EC* Section 56205(b)(1)(D)?

Unique LI program code is assigned.

D-13. Total Projected Expenditures for Supplemental Aids and Services in the Regular Classroom and for Students with LI Disabilities

Enter the projected expenditures budgeted for Supplemental Aids and Services (SAS) disabilities in the regular education classroom.

4,150,000

D-14. Total Projected Expenditures for Students with LI Disabilities

Enter the total projected expenditures budgeted for students with LI disabilities.

11,973,732

D-15. Attachment V: Projected Expenditures by LEA for SAS Provided to Students with Exceptional Needs in the Regular Classroom and Students with LI Disabilities

Using the current CDE-approved template provided for Attachment V, enter the SELPA's projected funding allocations to each LEA for the provision of SAS to students with exceptional needs placed in the regular classroom setting and for those who are identified with LI disabilities. Information included in this table must be consistent with revenues identified in Section D, Table 5.

SELPA Los Angeles Unified

Fiscal Year 2026-27

LOCAL PLAN

Section E: Annual Service Plan

SPECIAL EDUCATION LOCAL PLAN AREA

California Department of Education

Special Education Division

Local Plan Annual Submission

SELPA: Los Angeles Unified

Fiscal Year: 2026-27

Local Plan Section E: Annual Service Plan

California *Education Code* (*EC)* sections 56205(b)(2) and (d); 56001; and 56195.9

The Local Plan Section E: Annual Service Plan must be adopted at a public hearing held by the SELPA. Notice of this hearing shall be posted in each school in the SELPA at least 15 days before the hearing. Local Plan Section E: Annual Service Plan may be revised during any fiscal year according to the SELPA's process as established and specified in Section B: Governance and Administration portion of the Local Plan consistent with *EC* sections 56001(f) and 56195.9. Local Plan Section E: Annual Service Plan must include a description of services to be provided by each local educational agency (LEA), including the nature of the services and the physical location where the services are provided (Attachment VI), regardless of whether the LEA is participating in the Local Plan.

Services Included in the Local Plan Section E: Annual Service Plan

All entities and individuals providing related services shall meet the qualifications found in Title 34 of the *Code of Federal Regulations* (34 *CFR*) Section 300.156(b), Title 5 of the *California Code of Regulations* (5 *CCR*) 3001(r) and the applicable portions 3051 et. seq.; and shall be either employees of an LEA or county office of education (COE), employed under contract pursuant to *EC* sections 56365-56366, or employees, vendors or contractors of the State Departments of Health Care Services or State Hospitals, or any designated local public health or mental health agency. Services provided by individual LEAs and school sites are to be included in **Attachment VI**.

Include a description each service provided. If a service is not currently provided, please explain why it is not provided and how the SELPA will ensure students with disabilities will have access to the service should a need arise.

☒ 330–Specialized Academic Instruction/
Specially Designed Instruction

Provide a detailed description of the services to be provided under this code.

Adapting, as appropriate to the needs of the child with a disability, the content, methodology, or delivery of instruction to ensure access of the child to the general curriculum, so that they can meet the educational standards.

☐ *Service is Not Currently Provided*

SELPA: Los Angeles Unified

Fiscal Year: 2026-27

☒ 210–Family Training, Counseling, Home Visits (Ages 0-2 only)

☐ *Service is Not Currently Provided*

Provide a detailed description of the services to be provided under this code.

Provision under IFSP of DHH/VI/OI services and instructional support for family to assist the child.

☐ 220–Medical (Ages 0-2 only)

☒ *Service is Not Currently Provided*

Include an explanation as to why the service option is not included as part of the SELPA's continuum of services available to students with disabilities.

Service is not currently provided.

☒ 230–Nutrition (Ages 0-2 only)

☐ *Service is Not Currently Provided*

Provide a detailed description of the services to be provided under this code.

These services include conducting assessments in: nutritional history and dietary intake; anthropometric, biochemical, and clinical variables; feeding skills and feeding problems; and food habits and food preferences.

☒ 240–Service Coordination (Ages 0-2 only)

☐ *Service is Not Currently Provided*

Provide a detailed description of the services to be provided under this code.

Coordination of services between parents and teachers and regional center services.

☒ 250–Special Instruction (Ages 0-2 only)

☐ *Service is Not Currently Provided*

Provide a detailed description of the services to be provided under this code.

Early Start Low Incidence services are provided for Deaf, VI, and OI students eligible under IFSP.

☒ 260–Special Education Aide (Ages 0-2 only)

☐ *Service is Not Currently Provided*

SELPA: Los Angeles Unified

Fiscal Year: 2026-27

Provide a detailed description of the services to be provided under this code.

Special education assistance provided to support families and teachers.

☐ 270–Respite Care (Ages 0-2 only)

☒ *Service is Not Currently Provided*

Include an explanation as to why the service option is not included as part of the SELPA's continuum of services available to students with disabilities.

Respite care no longer being offered as the respite agency previously used discontinued providing respite services and the funding line closed.

☐ 340–Intensive Individual Service

☒ *Service is Not Currently Provided*

☒ 415–Speech and Language

☐ *Service is Not Currently Provided*

Provide a detailed description of the services to be provided under this code.

Language and Speech (LAS) services provide remedial intervention for eligible individuals with difficulty understanding or using spoken language. The difficulty may result from a speech sound disorder (excluding abnormal swallowing patterns, if that is the sole assessed disability); voice disorder; fluency disorder; hearing loss; or language disorder characterized by inappropriate or inadequate acquisition, comprehension, or expression of spoken and/or symbolic language. In addition, LAS services may include the incorporation of various Augmentative and Alternative Communication (AAC) systems to help the student communicate to support independent access to the curriculum and interaction with the environment, including but not limited to the following: gestures, objects, picture and symbols, communication boards, and speech-generating devices. Language deficits or speech patterns resulting from the following are not included: unfamiliarity with the English language; lack of instruction in English, dialectical factors, or limited language experience; and environmental, economic, or cultural factors. LAS specialized instruction (i.e., articulation, pragmatics, comprehension/expression, etc.) and services may be direct and may include the use of a speech-language pathology assistant, or indirect such as monitoring, reviewing, and consultation with the student, parent, teacher, or other school support and DIS personnel. Service providers collaborate with teachers, school support staff, and parents/guardians, and may provide support, guidance and training as needed.

SELPA: Los Angeles Unified

Fiscal Year: 2026-27

Is the SELPA's average SLP caseload >55? ☐ Yes ☒ No

The average caseload for speech, language, and hearing specialists in the SELPA shall not exceed 55 cases, unless the SELPA Local Plan specifies a higher average caseload and the reasons for the greater average caseload. *EC* 56363.3

SELPA Average SLP Caseload: 55

Reasons for greater than 55 average caseload

N/A

☒ 425–Adapted Physical Education ☐ *Service is Not Currently Provided*

Provide a detailed description of the services to be provided under this code.

Adapted Physical Education (APE) is an instructional program that adapts or modifies state mandated physical education curriculum. APE services are delivered by an APE teacher through a direct or indirect model for students 3 years to 22 years, who may not be able to safely and/or successfully access activities in general physical education programs, as indicated by assessment and evaluation of gross motor skills performance and other areas of need. APE services may include: individually designed developmental activities, fundamental motor skills and patterns, rhythm patterns, muscular strength development and fitness, and games and sports suited to the capabilities, limitations, and interests of individual students with disabilities who may not safely, successfully, or meaningfully engage in unrestricted participation in the vigorous activities of the general or modified physical education program. Service providers collaborate with teachers, school support staff, and parents/guardians, and may provide support, guidance and training as needed.

☒ 435–Health and Nursing: Specialized Physical Health Care ☐ *Service is Not Currently Provided*

Provide a detailed description of the services to be provided under this code.

Specialized physical health care services means those health services prescribed by the child's licensed physician and surgeon, requiring medically related training of the individual who performs the services and which are necessary during the school day to enable the child to attend school (5 CCR Section 3051.12[b]). "Specialized physical health care services," as used in this section, includes catheterization, gastric tube feeding, suctioning, or other services that require medically related training." California Education Code 49423.5

SELPA: Los Angeles Unified

Fiscal Year: 2026-27

■ 436–Health and Nursing: Other ☐ *Service is Not Currently Provided*

Provide a detailed description of the services to be provided under this code.

This includes services that are provided to individuals with exceptional needs by a qualified individual pursuant to an IEP when a student has health problems which require nursing intervention beyond basic school health services. Services include managing the health problem, consulting with staff, group and individual counseling, making appropriate referrals, and maintaining communication with agencies and health care providers. These services do not include any physician supervised or specialized health care service. IEP required health and nursing services are expected to supplement the regular health services program.

■ 445–Assistive Technology ☐ *Service is Not Currently Provided*

Provide a detailed description of the services to be provided under this code.

Assistive Technology (AT) supports and services are based on individual student needs and not dependent on educational placement. AT focuses on student access to curriculum to bridge the gap between the demands of the curriculum and the student's functioning level. Multi-Tiered System of Support (MTSS) collaboration is frequently the initial step in intervention to address access challenges with accommodations, with a comprehensive AT assessment available for more complex student access needs. The range of supports and services may include specialized training and technical support by the AT assessor, assistive devices, adapted computer technology and digital resources within the educational program to improve functional access for the student. The AT support cycle includes a functional analysis of student needs, selecting, designing, or customizing appropriate devices, coordinating services, training or technical assistance for the student, family and school staff and ongoing support for the student's academic career.

■ 450–Occupational Therapy ☐ *Service is Not Currently Provided*

Provide a detailed description of the services to be provided under this code.

Occupational Therapy (OT) services are provided, pursuant to an IEP, by a licensed Occupational Therapist (OT) or licensed Occupational Therapy Assistant (OTA). OT works collaboratively with the IEP team to foster self-determination and participation in the educational setting. OT includes services to improve a student's educational performance, postural stability, balance, self-help abilities, sensory processing and organization, motor planning and coordination, visual perception and integration, social and play abilities, and fine motor abilities. OT collaborates with the educational team to provide MTSS Tier 1 and 2

strategies for areas of fine motor, visual motor, and self-regulation (e.g., attention, arousal, and organization). Both direct and indirect services may be provided within the classroom, other educational settings, in groups or individually, and may include therapeutic techniques to develop abilities, adaptations to the student's environment or curriculum, and consultation and collaboration with other staff and parents. Service providers collaborate with teachers, school support staff, and parents/guardians, and may provide support, guidance and training as needed.

■ 460–Physical Therapy ☐ *Service is Not Currently Provided*

Provide a detailed description of the services to be provided under this code.

Physical Therapy (PT) services are provided, pursuant to an IEP, by qualified physical therapists (PT) licensed in the state of California. School-based PTs work collaboratively with the IEP team to recommend services as appropriate that are individualized to each student that address physical access, functional mobility, and gross motor skill development. School-based PT focuses on independence within the student's current educational environment as well as meeting postsecondary outcomes. Physical therapy services are provided in the student's actual physical environment whenever possible to address individual needs. Based on the student's goals, services are provided in an individual or group setting, and may focus on skill acquisition, removal of physical barriers, accommodations, and/or consultation to the IEP team, which can include the student's classroom teacher, support staff, and family. Underlying areas addressed include, but are not limited to, motor control and coordination, posture and balance, motor planning, strength and endurance as they relate to a student's ability to access and participate in the daily curriculum. School based physical therapists also collaborate with the student's team to develop Multi-Tiered Systems of Support (MTSS) Tier 1, 2, and 3 strategies as well as educate school staff regarding wellness, prevention, and health. Service providers collaborate with teachers, school support staff, and parents/guardians, and may provide support, guidance and training as needed.

■ 510–Individual Counseling

Provide a detailed description of the services to be provided under this code.

Counseling is delivered by a credentialed provider, pursuant to a student's IEP goals, and may be provided in an individual setting. Counseling is provided when deemed necessary for the student with an IEP to benefit educationally from their instructional program. Counseling may focus on one or more areas of social-emotional learning competencies to include self-awareness, self-management, social awareness, and social management, in alignment with the California Department of Education. Counseling may include Educationally Related Intensive Counseling Services (ERICS) for a student whose social-emotional and behavioral

needs are documented to be more significant in frequency, duration, or intensity; affect their ability to benefit from their special education program; and are manifested at school, at home, and in the community. Service providers collaborate with teachers, school support staff, and parents/guardians, and may provide support, guidance and training as needed.

☐ *Service is Not Currently Provided*

☒ 515–Counseling and Guidance ☐ *Service is Not Currently Provided*

Provide a detailed description of the services to be provided under this code.

Counseling in a group setting, provided by a qualified individual pursuant to an IEP. Group counseling is typically social skills development, but may focus on aspects, such as educational, career, personal, learning problems or guidance programs for students. IEP-required group counseling is expected to supplement the regular guidance and counseling program. (34 CFR §300.24(b)(2)); CCR Title 5 §3051.9) Guidance services include interpersonal, intrapersonal or family interventions, performed in a group setting by a qualified individual pursuant to an IEP. Specific programs include social skills development, self-esteem building, and assistance to special education students supervised by staff credentialed to serve special education students. These services are expected to supplement the regular guidance and counseling program. (34 CFR 300.306; CCR Title 5 §3051.9). Counseling may include Educationally Related Intensive Counseling Services (ERICS) for a student whose social-emotional and behavioral needs are documented to be more significant in frequency, duration, or intensity; affect their ability to benefit from their special education program; and are manifested at school, at home, and in the community. Service providers collaborate with teachers, school support staff, and parents/guardians, and may provide support, guidance and training as needed.

☒ 520–Parent Counseling ☐ *Service is Not Currently Provided*

Provide a detailed description of the services to be provided under this code.

Parent workshops are provided by a qualified individual pursuant to an IEP to assist the parent(s) of special education students in better understanding and meeting their child's needs and may include parenting skills or other pertinent issues. IEP required parent counseling is expected to supplement the regular guidance and counseling program. Service providers collaborate with teachers, school support staff, and parents/guardians, and may provide support, guidance and training as needed.

■ 525–Social Worker Services ☐ *Service is Not Currently Provided*

Provide a detailed description of the services to be provided under this code.

Social work services, provided by a qualified individual pursuant to an IEP, include, but are not limited to, preparing a social or developmental history of a child with a disability, group and individual counseling with the child and family, working with those problems in a child's living situation (home, school, and community) that affect the child's adjustment in school, and mobilizing school and community resources to enable the child to learn as effectively as possible in his or her educational program. Social work services are expected to supplement the regular guidance and counseling program.

■ 530–Psychological Services ☐ *Service is Not Currently Provided*

Provide a detailed description of the services to be provided under this code.

Psychological services are provided by credentialed school psychologists. Students are generally referred for assessment through their school of residence following a prescribed, mandated, pre-referral intervention process. Services include individual psychological and educational testing, and interpretation of assessment results for parents and staff to support IEP development. Eligibility recommendations are made by school psychologists after gathering data through assessment and applying eligibility criteria as defined by law; eligibility determination and service recommendations are made by IEP teams. School psychologists apply expertise in mental health, learning and behavior to help children and youth succeed academically, socially, behaviorally, and emotionally. They also provide individual and group counseling for children, and consultation with staff and parents. School psychologists work with school administrators to improve school-wide practices and policies and collaborate with community providers to coordinate needed services. Additionally, school psychologists provide crisis prevention and intervention services within their assigned school communities. Service providers collaborate with teachers, school support staff, and parents/guardians, and may provide support, guidance and training as needed.

■ 535–Behavior Intervention Services ☐ *Service is Not Currently Provided*

Provide a detailed description of the services to be provided under this code.

Behavior Intervention Services are data driven and provided through a collaborative model to address challenging behaviors that impede a student's access to the learning environment due to their severity and/or frequency and impedes learning. The systematic implementation of evidence-based practices is designed to promote student progress towards IEP goals, skill acquisition, access to the learning environment, and independence.

SELPA: Los Angeles Unified

Fiscal Year: 2026-27

☐ 540–Day Treatment Services

☒ *Service is Not Currently Provided*

☒ 545–Residential Treatment

Provide a detailed description of the services to be provided under this code.

Services are provided by contracted nonpublic, nonsectarian schools with an affiliated residential treatment center ("NPS/RTC") and are available to students pursuant to their IEPs as part of the continuum of placement options.

☐ *Service is Not Currently Provided*

☒ 610–Specialized Service for Low Incidence Disabilities

☐ *Service is Not Currently Provided*

Provide a detailed description of the services to be provided under this code.

Low Incidence services are defined as those provided to the student population with a documented Low Incidence disability such as orthopedic impairment (OI), visual impairment (VI), deafness (DEA), hard of hearing (HOH), or deaf-blind (DB). Typically, services are provided in educational settings by an itinerant teacher or specialist in the designated area. The need for Low Incidence Support is individualized to each student.
Collaboration and/or consultation is provided to the teacher, staff, and parents as needed. These services are prescribed as part of the student's Individualized Education Program (IEP). All service provision is based upon the student's assessed need and is provided in accordance with the mandates of the IEP and state and federal guidelines. Service providers collaborate with teachers, school support staff, and parents/guardians, and may provide support, guidance and training as needed.

☒ 710–Specialized Deaf and Hard of Hearing Services

☐ *Service is Not Currently Provided*

Provide a detailed description of the services to be provided under this code.

The Deaf Education Program serves eligible students with documented hearing differences that may impact their language, communication skills, and access to the core curriculum, offering services to students ages 3 to 22 through both Itinerant and Deaf Education Special Day Classes. In alignment with the California Department of Education, LAUSD accepts and respects all languages, communication supports (such as ASL/English interpreters, assistive listening devices, hearing technology, and captioning), and educational approaches (including

ASL, English, and students' heritage languages). The Deaf Education Itinerant Program includes Teachers of the Deaf, Educational Audiologists, and ASL/English interpreters, providing specially designed instruction and services across general education classrooms, special day programs, special education centers, and Career and Transition Centers (CTC). The program focuses on specific skills based on student needs, such as auditory skills development, self-advocacy, language skills, and Auditory Verbal Therapy/Listening and Spoken Language Intervention. Students receive support through ASL/English interpreters and/or hearing technology, ensuring access to general education classes and extracurricular activities. Collaboration with general education teachers, school staff, and parents is essential for student success. Special Day Programs are also available to meet Deaf students' unique language, communication, and hearing access needs. These programs include instruction in both ASL and spoken/written English, as well as speech therapy, auditory training, and hearing technology, tailored to individual student needs. The ASL/English (AEB) Special Day Program is available at select elementary, middle, and high school campuses, providing core and modified core curriculum instruction with direct ASL instruction and spoken English interpreters. The Listening and Spoken English (LSE Special Day Program) is offered at select elementary and middle school campuses with core curriculum instruction.

■ 715–Interpreter Services ☐ *Service is Not Currently Provided*

Provide a detailed description of the services to be provided under this code.

An "educational interpreter" provides communication facilitation between students who are deaf or hard of hearing, and others, in the general education classroom and for other school-related activities, including extracurricular activities, as designated in a student's IEP.

■ 720–Audiological Services ☐ *Service is Not Currently Provided*

Provide a detailed description of the services to be provided under this code.

The Audiological Resource Unit (ARU) provides a comprehensive audiologic evaluation completed by an Educational Audiologist for any child from 3 to 22 years of age. District schools refer students to the ARU when there is a suspected hearing difference, a failed audiometric screening, or a teacher or parent concern regarding a student’s hearing ability. Members of the school’s multidisciplinary team who facilitate listening, learning, and communication access counsel students with hearing differences and their families regarding hearing levels and act as a liaison between outside agencies and schools. Additionally, the Educational Audiologists are part of the team that assesses students with suspected Central Auditory Processing Disorder (CAPD). The Educational Audiologists also provide Designated Instructional Services (DIS) to students receiving Deaf Education services in special day programs, provide consultative services to students receiving Deaf Education Itinerant

Services, and provide support services and professional development relating to students' hearing levels and hearing technology to students, teachers, families, and other school staff.

■ 725–Specialized Vision Services ☐ *Service is Not Currently Provided*

Provide a detailed description of the services to be provided under this code.

This is a broad category of services provided to students with visual impairments. It includes assessment of functional vision, learning medium, and access technology needs; curriculum modifications necessary to meet the student's educational needs including Braille/tactual, large print, and aural media (both traditional paper and digital media); instruction in the nine areas of the Expanded Core Curriculum (ECC): compensatory skills, independent living skills, self- determination, assistive technology, career education, sensory efficiency, orientation and mobility, recreation and leisure, and social interaction skills. It may include coordination of other personnel providing services to the students such as orientation and mobility specialists, transcribers, readers, counselors, career/vocational staff, Instructional Aide Braille staff, and others, in collaboration with the student's classroom teacher. Teachers of students with visual impairments (TVI) may provide instruction in the use of specialized materials and equipment necessary to access the curriculum in educational settings such as a VI Special Day Program or the Low Incidence Learning Center (LILC) on a general education campus. Service providers collaborate with teachers, school support staff, and parents/ guardians, and may provide support, guidance and training as needed.

■ 730–Orientation and Mobility ☐ *Service is Not Currently Provided*

Provide a detailed description of the services to be provided under this code.

Students who have a VI (visual impairment) eligibility are trained in body awareness, spatial concepts, and mobility (travel) skills. Students are instructed in the skills needed to travel safely and independently around their school and community. Instruction is systematic and intended to promote equal access as well as integration opportunities within a student's classroom, school, and community environments. Service delivery models include direct, collaboration and consultation. Service providers collaborate with teachers, school support staff, and parents/guardians, and may provide support, guidance and training as needed.

■ 735–Braille Transcription ☐ *Service is Not Currently Provided*

Provide a detailed description of the services to be provided under this code.

Any transcription services to convert materials from print to tactile media including Braille and raised-line images. It may include textbooks, tests, worksheets, diagrams, maps, image

descriptions or anything necessary for instruction. The transcriber should be qualified in Unified English Braille as well as the Nemeth Code (mathematics) and certified by an accredited agency. Service providers collaborate with teachers, school support staff, and parents/guardians, and may provide support, guidance and training as needed.

■ 740–Specialized Orthopedic Services ☐ *Service is Not Currently Provided*

Provide a detailed description of the services to be provided under this code.

This program serves eligible students with orthopedic disabilities whose educational performance is significantly impacted. The supports/ and or services for learning are focused on accommodations and adaptations necessary to access the curriculum and the educational setting. Service providers consult and collaborate with teachers, school support staff, and parents/guardians, and may provide support, guidance and training as needed. Supports and services may also include specialized materials and equipment.

■ 745–Reader Services ☐ *Service is Not Currently Provided*

Provide a detailed description of the services to be provided under this code.

Support provided to students with low incidence eligibilities in obtaining the skills to read through a structured literacy approach.

■ 750–Note Taking Services ☐ *Service is Not Currently Provided*

Provide a detailed description of the services to be provided under this code.

Note-taking service is any specialized assistance given to a student with a low incidence eligibility for the purpose of taking notes when the student is unable to do so independently. This may include, but is not limited to, copies of notes taken by another student or transcription of tape-recorded information from a class or aide designated to take notes.

■ 755–Transcription Services ☐ *Service is Not Currently Provided*

Provide a detailed description of the services to be provided under this code.

Any transcription service to convert materials from print to a mode of communication suitable for the student. This may also include dictation services as it may pertain to textbooks, tests, worksheets, or anything necessary for instruction.

■ 760–Recreation Service, Including Therapeutic Recreation

☐ *Service is Not Currently Provided*

Provide a detailed description of the services to be provided under this code.

Recreation Therapy (RT) services are provided in accordance with a student's IEP, by a qualified recreation therapist with a certification of Recreation Therapist Certified (RTC) from the California Board of Recreation Therapy Certification; or Certified Therapeutic Recreation Specialist (CTRS) from National Council of Therapeutic Recreation Certification. RT services address fostering independence and improving a student's ability to develop and utilize the necessary social and activity skills required for participation in the educational setting, including school based cooperative learning, cooperative play, social recreation and leisure, lesson and activities, across school environments. RT services includes improvement of reciprocal interactions, perspective taking, social and group interactions, peer relationships, social and play skills, leisure education, including functional leisure routines, exploration and development of interests and awareness of personal, school and community resources. RT services range from direct and indirect services for individuals or groups, intense intervention targeting functional skill development, facilitation of activities and lessons where skills are applied in a practical manner and generalized. This continuum of support utilizes collaboration and consultation with other staff and parents. RT services support the transition from school to community programs and the lifelong pursuit of independent and healthy leisure and recreation engagement. Service providers collaborate with teachers, school support staff, and parents/guardians, and may provide support, guidance and training as needed.

■ 820–College Awareness Preparation

☐ *Service is Not Currently Provided*

Provide a detailed description of the services to be provided under this code.

College awareness provides students with an understanding of higher education opportunities. This includes career planning, course prerequisites, financial aid, and admissions eligibility. College awareness information can be disseminated by many school site personnel, including but not limited to teachers, counselors, and administrators.

■ 830–Vocational Assessment, Counseling, Guidance, and Career Assessment

☐ *Service is Not Currently Provided*

Provide a detailed description of the services to be provided under this code.

Provision of transition assessments focused on post-secondary employment and education to assist a student in assessing their strengths, preferences, interests and needs in order to make realistic career decisions. Preparation of students for paid or unpaid employment, which

may include work experience, job coaching, development and/or placement, and situational assessment.

■ 840–Career Awareness ☐ *Service is Not Currently Provided*

Provide a detailed description of the services to be provided under this code.

Career/vocational awareness provides students with an understating of post-secondary employment pathways, through career planning and guidance. This includes post-secondary vocational training options to support students in obtaining future employment. Career awareness information can be disseminated by many school site personnel, including but not limited to teachers, counselors, and administrators

■ 850–Work Experience Education ☐ *Service is Not Currently Provided*

Provide a detailed description of the services to be provided under this code.

Work Experience Education means organized educational programs or instructional lessons that are directly related to the preparation of individuals for paid and/or unpaid employment.

■ 855–Job Coaching ☐ *Service is Not Currently Provided*

Provide a detailed description of the services to be provided under this code.

Provision of work-based job coaching and job task orientation, management, and workflow.

■ 860–Mentoring ☐ *Service is Not Currently Provided*

Provide a detailed description of the services to be provided under this code.

Mentoring is a sustained coaching relationship between a student and teacher or other school site stakeholder on an ongoing basis. Mentoring can be a formal lesson or informal discussion. Transition services mentoring may be in the areas of post-secondary education, employment, or independent living.

■ 865–Agency Linkages (referral and placement) ☐ *Service is Not Currently Provided*

SELPA: Los Angeles Unified

Fiscal Year: 2026-27

Provide a detailed description of the services to be provided under this code.

Student referred and/or placed in an outside agency such as Department of Rehabilitation, Regional Center or Bridges from School to Work.

■ 870–Travel and Mobility Training

☐ *Service is Not Currently Provided*

Provide a detailed description of the services to be provided under this code.

Students are supported in learning the independent use of public transportation and access services.

☐ 890–Other Transition Services

■ *Service is Not Currently Provided*

Include an explanation as to why the service option is not included as part of the SELPA's continuum of services available to students with disabilities.

While included on previous Services Plan, the description was deemed duplicative of Code 865

☐ 900–Other Related Service

■ *Service is Not Currently Provided*

+ -

Description of the "Other Related Service"

Qualifications of the Provider Delivering "Other Related Service"

SELPA Los Angeles Unified

Fiscal Year 2026-27

LOCAL PLAN

Attachments

SPECIAL EDUCATION LOCAL PLAN AREA

California Department of Education

Special Education Division

Local Plan Annual Submission

INTENTIONALLY
LEFT
BLANK

Attachment I

SELPA: Los Angeles Unified

Fiscal Year: 2026-27

Attachment I—Local Educational Agency Listing

Participating Local Educational Agency Identification

Enter the California Department of Education (CDE) issued county/district/school code (CDS) and the full name for each local educational agency (LEA) participating in the Local Plan. Only charter schools that have applied and been approved by their governing board as LEAs for special education purposes should be listed on Attachment I. The LEA names will automatically populate the remaining attachments. Pursuant to California *Education Code* (*EC)* sections 56205(a)(12)(D)(iii) and 56195.1(b) and (c). SELPAs with one or more LEAs, or those who join with the county office of education (COE) to submit a Local Plan to the CDE for consideration of approval must include copies of joint powers agreements or contractual agreements, as appropriate.

In the table below, enter the CDE issued CDS code and the official name as listed in the California School Directory https://www.cde.ca.gov/SchoolDirectory/ for each COE, District, Joint Powers Authority (JPA), and SELPA participating in the Local Plan and receiving a special education funding allocation for services and programs provided to students with disabilities.

To Add or Delete Rows:

To add or delete table rows, select the "plus" or "minus" buttons bellow. Actions taken here will be automatically repeated for each of the tables in Attachments II through VI. Users must manually enter LEA information in Attachment VII.

LEA Membership Changes:

If an LEA was previously reported to the CDE in fiscal year 2021–22 or 2022–23 and there is a change in SELPA membership, **DO NOT DELETE** the entry. Instead, under the "LEA Status" column, select the drop-down menu and choose the applicable status option for the LEA membership change.

SELPA County/District/School Codes

- If a SELPA does not have a CDS code, then the associated fields should be left blank. NOTE: If a CDS code section begins with a "0," the zero will not appear in the user's entry.
- If a SELPA does not have a complete CDS code, then leave the associated district and school code blank.
- If a SELPA is not a charter LEA, then leave the associated charter code blank.

Attachment I

SELPA: Los Angeles Unified

Fiscal Year: 2026-27

Add or Delete Row	List	County Code xx	District Code xxxxx	School Code xxxxxxx	Charter Code (if applicable) xxxx	LEA Official Name (District, Charter, COE, JPA, *and* SELPA)	Special Eduction Director First Name	Special Education Director Last Name	Phone (xxx) xxx-xxxx	Email	LEA Status
	1	19	64733			Los Angeles Unified School District	Jose	Soto	(213) 241-6701	jose.f.soto@lausd.net	**Previously Reported**

Attachment II

SELPA: Los Angeles Unified

Fiscal Year: 2026-27

Each SELPA must adhere to requirements for developing and reporting special education budget revenue and expenditures. The following excerpt is taken from California School Accounting Manual (CSAM): Procedure 755 Special Education on page 755-1 and included to assist the SELPA with completing Section D: Annual Budget Plan information for each LEA participating in the SELPA's Local Plan.

Special education budgets are complex and are of great interest to the public, both locally and statewide. *EC* Section 56205(b)(1) requires that a special education budget shall identify particular elements. Identification of the following elements is facilitated by the standardized account code structure (SACS):

1. Apportionment received by the LEA in accordance with the allocation plan adopted by the SELPA. (The apportionment is tracked in SACS in the resource field in combination with the revenue code in the object field.)
2. Administrative costs of the plan. (These costs are tracked in the function field.)
3. Costs of special education services to pupils with severe disabilities and low-incidence disabilities. (This population is identified by the goal field.)
4. Costs of special education services to pupils with nonsevere disabilities. (This population is identified by the goal field.)
5. Costs of supplemental aids and services provided to meet the individual needs of pupils placed in regular education classrooms and environments. (Costs of these aids and services are tracked in the function field.)
6. Costs of regionalized operations and services and direct instructional support by program specialists in accordance with Part 30, Chapter 7.2, Article 6, of the California *EC*, Program Specialists and Administration of Regionalized Operations and Services. (These costs are tracked in the goal field for regionalized operations and in the function field for instructional services.)
7. Use of property taxes allocated to the SELPA pursuant to *EC* Section 2572. (Property taxes allocated to the SELPA are tracked in the resource field and identified by a revenue code in the object field.)

Attachment II

SELPA: Los Angeles Unified

Fiscal Year: 2026-27

Attachment II—Projected Special Education Revenue by Local Educational Agency

For each LEA participating in the Local Plan, enter the projected special education revenue funding sources allowed by the Individuals with Disabilities Education Act (IDEA). Information included in this table must be consistent with revenues identified in Section D, Table 1. NOTE: For fiscal year 2021–22, this Attachment is optional for single LEA SELPAs as the information has been provided in Section D, Table 1.

List	LEA Official Name (District, Charter, COE, JPA, *and* SELPA)	Assembly Bill (AB) 602 State Aid	AB 602 Property Tax	Federal IDEA Part C	Federal IDEA Part B	State Infant/ Toddler	State Mental Health	Federal Mental Health	Other Revenue	Subtotal
1	Los Angeles Unified School District	0	0	0	0	0	0	0	0	0
	Totals:	0	0	0	0	0	0	0	0	0

Attachment III

SELPA: Los Angeles Unified

Fiscal Year: 2026-27

Attachment III—Projected Expenditures by Object Code by Local Educational Agency

For each LEA participating in the Local Plan, enter the projected special education expenditures by LEA and object code as allowed by the IDEA. Information included in this table must be consistent with expenditures identified in Section D, Tables 2 . NOTE: For fiscal year 2021–22, this Attachment is optional for single LEA SELPAs as the information has been provided in Section D, Table 2.

List	LEA Official Name (District, Charter, COE, JPA, *and* SELPA)	1000 Certificated Salaries	2000 Classified Salaries	3000 Employee Benefits	4000 Supplies	5000 Services and Operations	6000 Capital Outlay	7000 Other Outgo and Financing	Subtotal
1	Los Angeles Unified School District	0	0	0	0	0	0	0	0
	Totals:	0	0	0	0	0	0	0	0

Attachment IV

SELPA: Los Angeles Unified

Fiscal Year: 2026-27

Attachment IV—Projected Revenue by Federal, State, and Local Funding Source by Local Educational Agency

For each LEA participating in the Local Plan, enter the projected special education revenue received by each funding source. Information provided must be consistent with revenues identified in Section D, Table 3. NOTE: This Attachment is optional for single LEA SELPAs as the information has been provided in Section D, Table 3.

List	LEA Official Name (District, Charter, COE, JPA, *and* SELPA)	Federal Revenue	Percent of Total Federal Revenue	State Revenue	Percent of Total State Revenue	Local Revenue	Total Federal and State Funding
1	Los Angeles Unified School District	0	0.00%	0	0.00%	0	0
	Totals:	0	0.00%	0	0.00%	0	0

Attachment V

SELPA: Los Angeles Unified

Fiscal Year: 2026-27

Attachment V—Projected Expenditures by Local Educational Agency for Supplemental Aids and Services in the Regular Classroom for Students with Disabilities and Those Identified with Low Incidence Disabilities

Enter the revenue allocated to each LEA for supplemental aids and services (SAS) for those students with disabilities placed in the regular classroom setting and those who are identified with low incidence (LI) disabilities. Information included in this table must be consistent with revenues identified in Section D, Table 5. NOTE: For fiscal year 2021–22, this Attachment is optional for single LEA SELPAs as the information has been provided in Section D, Table 5.

List	LEA Official Name (District, Charter, COE, JPA, *and* SELPA)	Total Projected Expenditures by LEA SAS in the Regular Classroom	Total Projected Expenditures by LEA for LI
1	Los Angeles Unified School District	0	0
	Totals:	0	0

Attachment VI

SELPA: Los Angeles Unified

Fiscal Year: 2026-27

Attachment VI must be completed using the CDE approved Microsoft Excel Template

Attachment VII

SELPA: Los Angeles Unified

Fiscal Year: 2026-27

Attachment VII—Special Education Local Plan Area Membership Transfers and Mergers (to and from the SELPA)

Educational programs and services already in operation may not be transferred to another LEA unless all provisions of *EC* Section 56207 have been met by the SELPA as demonstrated by the completion and submission of Attachment VII. The effective date of the transfer must not be prior to the July 1 of the second fiscal year after the date the sending or receiving SELPA informed the other agency and the governing body of multiple LEA SELPAs or the responsible individual of single LEA SELPAs notified the other agency, unless both the sending and receiving SELPA unanimously agree the transfer date will take effect on the July 1 of the first fiscal year following the notification date.

LEA Name	Add or Delete Row	LEA Status	Transferred FROM	Transferred TO	Initiating SELPA Notification Date	SELPA Governing Board Notification Date	COE Notification Date	CDE Notification Date	Agreed Upon Effective Fiscal Year
Los Angeles Unified School District		Delete This Row							

DRAFT
DO NOT
DISTRIBUTE

Attachment VI—Specialized Academic Instruction (SAI)/Specially Designed

Enter all special education Services provided by the SELPA's LEA membership and location (site) where they are provided. If code 900 is selected, the specific special education service must be defined in Local Plan Section E: Annual Service Plan. Licensing, certification, and provider qualifications for each identified service must be in accordance with law (see the Local Plan Guidance Document for more information). Attachment VI must be included with each Local Plan Section E: Annual Service Plan submission to the California Department of Education (CDE).

For each LEA school/site name identified in "Column A," place an "x" in the corresponding instructional and/or related service that is provided by the LEA/school site

DATE: 4/21/2026
FISCAL YEAR: 2025-26
SELPA NAME: Los Angeles Unified

CDE Official Local Educational Agency Name	School or Site Name	County/District/ School Code (xx-xxxxx-xxxxxxx)	Charter Number (if applicable) (xxxx)	330	210	220	230	240	250	260	270	340	415	425	435	436	445	450	460	510	515	520	525	530	535	540	545	610	710	715	720	725	730	735	740	745	750	755	760	820	830	840	850	855	860	865	870	890	900
Los Angeles Unified	Abraham Lincoln Senior High	19-64733-1935121		X								X	X	X	X	X	X	X	X	X	X	X	X	X	X			X	X	X	X	X	X	X	X	X	X	X	X	X	X	X	X		X	X	X	X	
Los Angeles Unified	Abram Friedman Occupational	19-64733-1931278		X								X	X	X	X	X	X	X	X	X	X	X	X	X	X			X	X	X	X	X	X	X	X	X	X	X	X	X	X	X	X		X	X	X	X	
Los Angeles Unified	Academia Moderna	19-64733-0120097	1101	X								X	X	X	X	X	X	X	X	X	X	X	X	X	X			X	X	X	X	X	X	X	X	X	X	X	X							X	X		
Los Angeles Unified	Academies of Education and Empowerment at Carson High	19-64733-0126615		X								X	X	X	X	X	X	X	X	X	X	X	X	X	X			X	X	X	X	X	X	X	X	X	X	X	X	X	X	X	X		X	X	X	X	
Los Angeles Unified	Academy for Enriched Sciences	19-64733-0125096		X								X	X	X	X	X	X	X	X	X	X	X	X	X	X			X	X	X	X	X	X	X	X	X	X	X	X							X	X		
Los Angeles Unified	Academy of Medical Arts at Carson High	19-64733-0126623		X								X	X	X	X	X	X	X	X	X	X	X	X	X	X			X	X	X	X	X	X	X	X	X	X	X	X	X	X	X	X		X	X	X	X	
Los Angeles Unified	Accelerated	19-64733-6112536	0045	X								X	X	X	X	X	X	X	X	X	X	X	X	X	X			X	X	X	X	X	X	X	X	X	X	X	X	X	X	X				X	X	X	
Los Angeles Unified	Accelerated Charter Elementary	19-64733-0100743	0539	X								X	X	X	X	X	X	X	X	X	X	X	X	X	X			X	X	X	X	X	X	X	X	X	X	X	X							X	X		
Los Angeles Unified	Adult Education Virtual Academy	19-64733-0141697		X								X	X	X	X	X	X	X	X	X	X	X	X	X	X			X	X	X	X	X	X	X	X	X	X	X	X	X	X	X	X		X	X	X	X	
Los Angeles Unified	Aggeler Community Day	19-64733-0102137		X								X	X	X	X	X	X	X	X	X	X	X	X	X	X			X	X	X	X	X	X	X	X	X	X	X	X	X	X	X	X		X	X	X	X	
Los Angeles Unified	Alain Leroy Locke College Preparatory Academy	19-64733-0118588	1050	X								X	X	X	X	X	X	X	X	X	X	X	X	X	X			X	X	X	X	X	X	X	X	X	X	X	X	X	X	X	X		X	X	X	X	
Los Angeles Unified	Albert Einstein Continuation	19-64733-1931385		X								X	X	X	X	X	X	X	X	X	X	X	X	X	X			X	X	X	X	X	X	X	X	X	X	X	X	X	X	X	X		X	X	X	X	
Los Angeles Unified	Albion Street Elementary	19-64733-6015705		X								X	X	X	X	X	X	X	X	X	X	X	X	X	X			X	X	X	X	X	X	X	X	X	X	X	X							X	X		
Los Angeles Unified	Aldama Elementary	19-64733-6015713		X								X	X	X	X	X	X	X	X	X	X	X	X	X	X			X	X	X	X	X	X	X	X	X	X	X	X							X	X		
Los Angeles Unified	Alexander Fleming Middle	19-64733-6057996		X								X	X	X	X	X	X	X	X	X	X	X	X	X	X			X	X	X	X	X	X	X	X	X	X	X	X	X	X	X				X	X	X	
Los Angeles Unified	Alexander Hamilton Senior High	19-64733-1933852		X								X	X	X	X	X	X	X	X	X	X	X	X	X	X			X	X	X	X	X	X	X	X	X	X	X	X	X	X	X	X		X	X	X	X	
Los Angeles Unified	Alexandria Avenue Elementary	19-64733-6015721		X								X	X	X	X	X	X	X	X	X	X	X	X	X	X			X	X	X	X	X	X	X	X	X	X	X	X							X	X		
Los Angeles Unified	Alfonso B. Perez Special Education Center	19-64733-6060545		X								X	X	X	X	X	X	X	X	X	X	X	X	X	X			X	X	X	X	X	X	X	X	X	X	X	X	X	X	X	X		X	X	X	X	
Los Angeles Unified	Alfred B. Nobel Charter Middle	19-64733-6061543	1480	X								X	X	X	X	X	X	X	X	X	X	X	X	X	X			X	X	X	X	X	X	X	X	X	X	X	X	X	X	X				X	X	X	
Los Angeles Unified	Allesandro Elementary	19-64733-6015739		X								X	X	X	X	X	X	X	X	X	X	X	X	X	X			X	X	X	X	X	X	X	X	X	X	X	X							X	X		
Los Angeles Unified	Alliance Cindy and Bill Simon Technology Academy High	19-64733-0121285	1161	X								X	X	X	X	X	X	X	X	X	X	X	X	X	X			X	X	X	X	X	X	X	X	X	X	X	X	X	X	X	X		X	X	X	X	
Los Angeles Unified	Alliance College-Ready Middle Academy 12	19-64733-0128058	1533	X								X	X	X	X	X	X	X	X	X	X	X	X	X	X			X	X	X	X	X	X	X	X	X	X	X	X	X	X	X				X	X	X	
Los Angeles Unified	Alliance College-Ready Middle Academy 4	19-64733-0120030	1096	X								X	X	X	X	X	X	X	X	X	X	X	X	X	X			X	X	X	X	X	X	X	X	X	X	X	X	X	X	X				X	X	X	
Los Angeles Unified	Alliance College-Ready Middle Academy 8	19-64733-0128033	1531	X								X	X	X	X	X	X	X	X	X	X	X	X	X	X			X	X	X	X	X	X	X	X	X	X	X	X	X	X	X				X	X	X	
Los Angeles Unified	Alliance Collins Family College-Ready High	19-64733-0108936	0718	X								X	X	X	X	X	X	X	X	X	X	X	X	X	X			X	X	X	X	X	X	X	X	X	X	X	X	X	X	X	X		X	X	X	X	
Los Angeles Unified	Alliance Dr. Olga Mohan High	19-64733-0111500	0790	X								X	X	X	X	X	X	X	X	X	X	X	X	X	X			X	X	X	X	X	X	X	X	X	X	X	X	X	X	X	X		X	X	X	X	
Los Angeles Unified	Alliance Gertz-Ressler Richard Merkin 6-12 Complex	19-64733-0106864	0645	X								X	X	X	X	X	X	X	X	X	X	X	X	X	X			X	X	X	X	X	X	X	X	X	X	X	X	X	X	X	X		X	X	X	X	
Los Angeles Unified	Alliance Jack H. Skirball Middle	19-64733-0111518	0779	X								X	X	X	X	X	X	X	X	X	X	X	X	X	X			X	X	X	X	X	X	X	X	X	X	X	X	X	X	X				X	X	X	
Los Angeles Unified	Alliance Judy Ivie Burton Technology Academy High	19-64733-0108894	0714	X								X	X	X	X	X	X	X	X	X	X	X	X	X	X			X	X	X	X	X	X	X	X	X	X	X	X	X	X	X	X		X	X	X	X	
Los Angeles Unified	Alliance Kory Hunter Middle	19-64733-0128041	1532	X								X	X	X	X	X	X	X	X	X	X	X	X	X	X			X	X	X	X	X	X	X	X	X	X	X	X	X	X	X	X				X	X	X	
Los Angeles Unified	Alliance Leichtman-Levine FF High	19-64733-0117606	0929	X								X	X	X	X	X	X	X	X	X	X	X	X	X	X			X	X	X	X	X	X	X	X	X	X	X	X	X	X	X	X		X	X	X	X	
Los Angeles Unified	Alliance Marc & Eva Stern Math and Science	19-64733-0111658	0788	X								X	X	X	X	X	X	X	X	X	X	X	X	X	X			X	X	X	X	X	X	X	X	X	X	X	X	X	X	X	X		X	X	X	X	
Los Angeles Unified	Alliance Margaret M. Bloomfield Technology Academy High	19-64733-0124941	1356	X								X	X	X	X	X	X	X	X	X	X	X	X	X	X			X	X	X	X	X	X	X	X	X	X	X	X	X	X	X	X		X	X	X	X	
Los Angeles Unified	Alliance Marine - Innovation and Technology 6-12 Complex	19-64733-0132084	1738	X								X	X	X	X	X	X	X	X	X	X	X	X	X	X			X	X	X	X	X	X	X	X	X	X	X	X	X	X	X	X		X	X	X	X	
Los Angeles Unified	Alliance Morgan McKinzie High	19-64733-0116509	0928	X								X	X	X	X	X	X	X	X	X	X	X	X	X	X			X	X	X	X	X	X	X	X	X	X	X	X	X	X	X	X		X	X	X	X	
Los Angeles Unified	Alliance Ouchi-O'Donovan 6-12 Complex	19-64733-0111641	0784	X								X	X	X	X	X	X	X	X	X	X	X	X	X	X			X	X	X	X	X	X	X	X	X	X	X	X	X	X	X	X		X	X	X	X	
Los Angeles Unified	Alliance Patti And Peter Neuwirth Leadership Academy	19-64733-0111492	0789	X								X	X	X	X	X	X	X	X	X	X	X	X	X	X			X	X	X	X	X	X	X	X	X	X	X	X	X	X	X	X		X	X	X	X	
Los Angeles Unified	Alliance Piera Barbaglia Shaheen Health Services Academy	19-64733-0117598	0927	X								X	X	X	X	X	X	X	X	X	X	X	X	X	X			X	X	X	X	X	X	X	X	X	X	X	X	X	X	X	X		X	X	X	X	
Los Angeles Unified	Alliance Renee and Meyer Luskin Academy High	19-64733-0124891	1343	X								X	X	X	X	X	X	X	X	X	X	X	X	X	X			X	X	X	X	X	X	X	X	X	X	X	X	X	X	X	X		X	X	X	X	
Los Angeles Unified	Alliance Susan and Eric Smidt Technology High	19-64733-0123133	1163	X								X	X	X	X	X	X	X	X	X	X	X	X	X	X			X	X	X	X	X	X	X	X	X	X	X	X	X	X	X	X		X	X	X	X	
Los Angeles Unified	Alliance Ted K. Tajima High	19-64733-0123141	1164	X								X	X	X	X	X	X	X	X	X	X	X	X	X	X			X	X	X	X	X	X	X	X	X	X	X	X	X	X	X	X		X	X	X	X	
Los Angeles Unified	Alliance Virgil Roberts Leadership Academy	19-64733-0128009	1530	X								X	X	X	X	X	X	X	X	X	X	X	X	X	X			X	X	X	X	X	X	X	X	X	X	X	X	X	X	X				X	X	X	
Los Angeles Unified	Alta California Elementary	19-64733-0122184		X								X	X	X	X	X	X	X	X	X	X	X	X	X	X			X	X	X	X	X	X	X	X	X	X	X								X	X		
Los Angeles Unified	Alta Loma Elementary	19-64733-6015747		X								X	X	X	X	X	X	X	X	X	X	X	X	X	X			X	X	X	X	X	X	X	X	X	X	X								X	X		
Los Angeles Unified	Amanecer Primary Center	19-64733-0109280		X								X	X	X	X	X	X	X	X	X	X	X	X	X	X			X	X	X	X	X	X	X	X	X	X	X								X	X		
Los Angeles Unified	Ambassador School-Global Education	19-64733-0121103		X								X	X	X	X	X	X	X	X	X	X	X	X	X	X			X	X	X	X	X	X	X	X	X	X	X								X	X		
Los Angeles Unified	Ambassador-Global Leadership	19-64733-0121095		X								X	X	X	X	X	X	X	X	X	X	X	X	X	X			X	X	X	X	X	X	X	X	X	X	X	X	X	X	X	X		X	X	X	X	
Los Angeles Unified	Ambler Avenue Elementary	19-64733-6015754		X								X	X	X	X	X	X	X	X	X	X	X	X	X	X			X	X	X	X	X	X	X	X	X	X	X								X	X		
Los Angeles Unified	Amelia Earhart Continuation	19-64733-1931377		X								X	X	X	X	X	X	X	X	X	X	X	X	X	X			X	X	X	X	X	X	X	X	X	X	X	X	X	X	X	X		X	X	X	X	
Los Angeles Unified	Amestoy Elementary	19-64733-6015762		X								X	X	X	X	X	X	X	X	X	X	X	X	X	X			X	X	X	X	X	X	X	X	X	X	X								X	X		
Los Angeles Unified	Anahuacalmecac International University Preparatory of North America	19-64733-0132928	1685	X								X	X	X	X	X	X	X	X	X	X	X	X	X	X			X	X	X	X	X	X	X	X	X	X	X	X	X	X	X	X		X	X	X	X	
Los Angeles Unified	Anatola Avenue Elementary	19-64733-6015770		X								X	X	X	X	X	X	X	X	X	X	X	X	X	X			X	X	X	X	X	X	X	X	X	X	X								X	X		
Los Angeles Unified	Andasol Avenue Elementary	19-64733-6015796		X								X	X	X	X	X	X	X	X	X	X	X	X	X	X			X	X	X	X	X	X	X	X	X	X	X								X	X		
Los Angeles Unified	Andres and Maria Cardenas Elementary	19-64733-0122218		X								X	X	X	X	X	X	X	X	X	X	X	X	X	X			X	X	X	X	X	X	X	X	X	X	X								X	X		
Los Angeles Unified	Andrew Carnegie Middle	19-64733-6057913		X								X	X	X	X	X	X	X	X	X	X	X	X	X	X			X	X	X	X	X	X	X	X	X	X	X	X	X	X				X	X	X	
Los Angeles Unified	Angeles Mesa Elementary	19-64733-6015804		X								X	X	X	X	X	X	X	X	X	X	X	X	X	X			X	X	X	X	X	X	X	X	X	X	X								X	X		
Los Angeles Unified	Angel's Gate (Continuation)	19-64733-1930734		X								X	X	X	X	X	X	X	X	X	X	X	X	X	X			X	X	X	X	X	X	X	X	X	X	X	X	X	X	X	X		X	X	X	X	
Los Angeles Unified	Animo Ellen Ochoa Charter Middle	19-64733-0123992	1286	X								X	X	X	X	X	X	X	X	X	X	X	X	X	X			X	X	X	X	X	X	X	X	X	X	X	X	X	X	X				X	X	X	
Los Angeles Unified	Animo Florence-Firestone Charter Middle	19-64733-0134023	1794	X								X	X	X	X	X	X	X	X	X	X	X	X	X	X			X	X	X	X	X	X	X	X	X	X	X	X	X	X	X				X	X	X	
Los Angeles Unified	Animo Jackie Robinson High	19-64733-0111583	0793	X								X	X	X	X	X	X	X	X	X	X	X	X	X	X			X	X	X	X	X	X	X	X	X	X	X	X	X	X	X	X		X	X	X	X	
Los Angeles Unified	Animo James B. Taylor Charter Middle	19-64733-0124008	1287	X								X	X	X	X	X	X	X	X	X	X	X	X	X	X			X	X	X	X	X	X	X	X	X	X	X	X	X	X	X	X				X	X	X	
Los Angeles Unified	Animo Jefferson Charter Middle	19-64733-0122481	1216	X								X	X	X	X	X	X	X	X	X	X	X	X	X	X			X	X	X	X	X	X	X	X	X	X	X	X	X	X	X	X				X	X	X	
Los Angeles Unified	Animo Legacy Charter Middle	19-64733-0124016	1288	X								X	X	X	X	X	X	X	X	X	X	X	X	X	X			X	X	X	X	X	X	X	X	X	X	X	X	X	X	X	X				X	X	X	
Los Angeles Unified	Animo Mae Jemison Charter Middle	19-64733-0129270	1624	X								X	X	X	X	X	X	X	X	X	X	X	X	X	X			X	X	X	X	X	X	X	X	X	X	X	X	X	X	X	X				X	X	X	
Los Angeles Unified	Animo Pat Brown	19-64733-0106849	0649	X								X	X	X	X	X	X	X	X	X	X	X	X	X	X			X	X	X	X	X	X	X	X	X	X	X	X	X	X	X	X		X	X	X	X	
Los Angeles Unified	Animo Ralph Bunche Charter High	19-64733-0111575	0781	X								X	X	X	X	X	X	X	X	X	X	X	X	X	X			X	X	X	X	X	X	X	X	X	X	X	X	X	X	X	X		X	X	X	X	
Los Angeles Unified	Animo South Los Angeles Charter	19-64733-0102434	0602	X								X	X	X	X	X	X	X	X	X	X	X	X	X	X			X	X	X	X	X	X	X	X	X	X	X	X	X	X	X	X		X	X	X	X	
Los Angeles Unified	Animo Venice Charter High	19-64733-0106831	0648	X								X	X	X	X	X	X	X	X	X	X	X	X	X	X			X	X	X	X	X	X	X	X	X	X	X	X	X	X	X	X		X	X	X	X	
Los Angeles Unified	Animo Watts College Preparatory Academy	19-64733-0111625	0783	X								X	X	X	X	X	X	X	X	X	X	X	X	X	X			X	X	X	X	X	X	X	X	X	X	X	X	X	X	X	X		X	X	X	X	
Los Angeles Unified	Ann Street Elementary	19-64733-6015812		X								X	X	X	X	X	X	X	X	X	X	X	X	X	X			X	X	X	X	X	X	X	X	X	X	X								X	X		
Los Angeles Unified	Annalee Avenue Elementary	19-64733-6015820		X								X	X	X	X	X	X	X	X	X	X	X	X	X	X			X	X	X	X	X	X	X	X	X	X	X								X	X		
Los Angeles Unified	Annandale Elementary	19-64733-6015838		X								X	X	X	X	X	X	X	X	X	X	X	X	X	X			X	X	X	X	X	X	X	X	X	X	X								X	X		
Los Angeles Unified	Apperson Street Elementary	19-64733-6015846		X								X	X	X	X	X	X	X	X	X	X	X	X	X	X			X	X	X	X	X	X	X	X	X	X	X								X	X		
Los Angeles Unified	Aragon Avenue Elementary	19-64733-6015853		X								X	X	X	X	X	X	X	X	X	X	X	X	X	X			X	X	X	X	X	X	X	X	X	X	X								X	X		
Los Angeles Unified	Ararat Charter	19-64733-0121079	1156	X								X	X	X	X	X	X	X	X	X	X	X	X	X	X			X	X	X	X	X	X	X	X	X	X	X								X	X		
Los Angeles Unified	Arleta High	19-64733-0112045		X								X	X	X	X	X	X	X	X	X	X	X	X	X	X			X	X	X	X	X	X	X	X	X	X	X	X	X	X	X	X		X	X	X	X	
Los Angeles Unified	Arlington Heights Elementary	19-64733-6015861		X								X	X	X	X	X	X	X	X	X	X	X	X	X	X			X	X	X	X	X	X	X	X	X	X	X								X	X		
Los Angeles Unified	Arminta Street Elementary	19-64733-6015879		X								X	X	X	X	X	X	X	X	X	X	X	X	X	X			X	X	X	X	X	X	X	X	X	X	X								X	X		
Los Angeles Unified	Arroyo Seco Museum Science	19-64733-1932896		X								X	X	X	X	X	X	X	X	X	X	X	X	X	X			X	X	X	X	X	X	X	X	X	X	X	X	X	X	X				X	X	X	
Los Angeles Unified	Arts In Action Community Charter	19-64733-0123158	1218	X								X	X	X	X	X	X	X	X	X	X	X	X	X	X			X	X	X	X	X	X	X	X	X	X	X	X	X							X	X		
Los Angeles Unified	Arts in Action Community Middle	19-64733-0134205	1806	X								X	X	X	X	X	X	X	X	X	X	X	X	X	X			X	X	X	X	X	X	X	X	X	X	X	X	X	X	X				X	X	X	
Los Angeles Unified	Ascot Avenue Elementary	19-64733-6015887		X								X	X	X	X	X	X	X	X	X	X	X	X	X	X			X	X	X	X	X	X	X	X	X	X	X								X	X		

Attachment VI—Specialized Academic Instruction (SAI)/Specially Designed

Enter all special education Services provided by the SELPA's LEA membership and location (site) where they are provided. If code 900 is selected, the specific special education service must be defined in Local Plan Section E: Annual Service Plan. Licensing, certification, and provider qualifications for each identified service must be in accordance with law (see the Local Plan Guidance Document for more information). Attachment VI must be included with each Local Plan Section E: Annual Service Plan submission to the California Department of Education (CDE).

For each LEA school/site name identified in "Column A," place an "x" in the corresponding instructional and/or related service that is provided by the LEA/school site

DATE: 4/21/2026
FISCAL YEAR: 2025-26
SELPA NAME: Los Angeles Unified

CDE Official Local Educational Agency Name	School or Site Name	County/District/School Code (xx-xxxxx-xxxxxxx)	Charter Number (if applicable) (xxxx)	330	210	220	230	240	250	260	270	340	415	425	435	436	445	450	460	510	515	520	525	530	535	540	545	610	710	715	720	725	730	735	740	745	750	755	760	820	830	840	850	855	860	865	870	890	900
Los Angeles Unified	Aspire Centennial College Preparatory Academy	19-64733-0126797	1436	X								X	X	X	X	X	X	X	X	X	X	X	X	X				X	X	X	X	X	X	X	X	X	X	X	X	X	X	X				X	X	X	
Los Angeles Unified	Aspire Firestone Academy Charter	19-64733-0122622	1214	X								X	X	X	X	X	X	X	X	X	X	X	X	X				X	X	X	X	X	X	X	X	X	X	X								X	X		
Los Angeles Unified	Aspire Gateway Academy Charter	19-64733-0122614	1213	X								X	X	X	X	X	X	X	X	X	X	X	X	X				X	X	X	X	X	X	X	X	X	X	X								X	X		
Los Angeles Unified	Aspire Inskeep Academy Charter	19-64733-0124800	1332	X								X	X	X	X	X	X	X	X	X	X	X	X	X				X	X	X	X	X	X	X	X	X	X	X								X	X		
Los Angeles Unified	Aspire Juanita Tate Academy Charter	19-64733-0124792	1331	X								X	X	X	X	X	X	X	X	X	X	X	X	X				X	X	X	X	X	X	X	X	X	X	X								X	X		
Los Angeles Unified	Aspire Junior Collegiate Academy	19-64733-0114884	1551	X								X	X	X	X	X	X	X	X	X	X	X	X	X				X	X	X	X	X	X	X	X	X	X	X								X	X		
Los Angeles Unified	Aspire Pacific Academy	19-64733-0122721	1230	X								X	X	X	X	X	X	X	X	X	X	X	X	X				X	X	X	X	X	X	X	X	X	X	X	X	X	X	X	X		X	X	X	X	
Los Angeles Unified	Aspire Slauson Academy Charter	19-64733-0124784	1330	X								X	X	X	X	X	X	X	X	X	X	X	X	X				X	X	X	X	X	X	X	X	X	X	X								X	X		
Los Angeles Unified	Aspire Titan Academy	19-64733-0120477	1550	X								X	X	X	X	X	X	X	X	X	X	X	X	X				X	X	X	X	X	X	X	X	X	X	X								X	X		
Los Angeles Unified	Atwater Avenue Elementary	19-64733-6015895		X								X	X	X	X	X	X	X	X	X	X	X	X	X				X	X	X	X	X	X	X	X	X	X	X								X	X		
Los Angeles Unified	Audubon Middle	19-64733-6061394		X								X	X	X	X	X	X	X	X	X	X	X	X	X				X	X	X	X	X	X	X	X	X	X	X	X	X	X	X				X	X	X	
Los Angeles Unified	Augustus Hawkins High	19-64733-0126482		X								X	X	X	X	X	X	X	X	X	X	X	X	X				X	X	X	X	X	X	X	X	X	X	X	X	X	X	X	X		X	X	X	X	
Los Angeles Unified	Aurora Elementary	19-64733-0109348		X								X	X	X	X	X	X	X	X	X	X	X	X	X				X	X	X	X	X	X	X	X	X	X	X								X	X		
Los Angeles Unified	Avalon Gardens Elementary	19-64733-6015903		X								X	X	X	X	X	X	X	X	X	X	X	X	X				X	X	X	X	X	X	X	X	X	X	X								X	X		
Los Angeles Unified	Balboa Gifted/High Ability Magnet Elementary	19-64733-6100069		X								X	X	X	X	X	X	X	X	X	X	X	X	X				X	X	X	X	X	X	X	X	X	X	X								X	X		
Los Angeles Unified	Baldwin Hills Elementary	19-64733-6015929		X								X	X	X	X	X	X	X	X	X	X	X	X	X				X	X	X	X	X	X	X	X	X	X	X								X	X		
Los Angeles Unified	Bandini Street Elementary	19-64733-6015945		X								X	X	X	X	X	X	X	X	X	X	X	X	X				X	X	X	X	X	X	X	X	X	X	X								X	X		
Los Angeles Unified	Barack Obama Global Preparation Academy	19-64733-0122416		X								X	X	X	X	X	X	X	X	X	X	X	X	X				X	X	X	X	X	X	X	X	X	X	X	X	X	X	X				X	X	X	
Los Angeles Unified	Barton Hill Elementary	19-64733-6015952		X								X	X	X	X	X	X	X	X	X	X	X	X	X				X	X	X	X	X	X	X	X	X	X	X								X	X		
Los Angeles Unified	Bassett Street Elementary	19-64733-6015960		X								X	X	X	X	X	X	X	X	X	X	X	X	X				X	X	X	X	X	X	X	X	X	X	X								X	X		
Los Angeles Unified	Beachy Avenue Elementary	19-64733-6015978		X								X	X	X	X	X	X	X	X	X	X	X	X	X				X	X	X	X	X	X	X	X	X	X	X								X	X		
Los Angeles Unified	Beckford Charter for Enriched Studies	19-64733-6015986	1344	X								X	X	X	X	X	X	X	X	X	X	X	X	X				X	X	X	X	X	X	X	X	X	X	X								X	X		
Los Angeles Unified	Beethoven Street Elementary	19-64733-6015994		X								X	X	X	X	X	X	X	X	X	X	X	X	X				X	X	X	X	X	X	X	X	X	X	X								X	X		
Los Angeles Unified	Bell Senior High	19-64733-1930866		X								X	X	X	X	X	X	X	X	X	X	X	X	X				X	X	X	X	X	X	X	X	X	X	X	X	X	X	X		X	X	X	X	
Los Angeles Unified	Bellingham Elementary	19-64733-0106914		X								X	X	X	X	X	X	X	X	X	X	X	X	X				X	X	X	X	X	X	X	X	X	X	X								X	X		
Los Angeles Unified	Belmont Senior High	19-64733-1930924		X								X	X	X	X	X	X	X	X	X	X	X	X	X				X	X	X	X	X	X	X	X	X	X	X	X	X	X	X		X	X	X	X	
Los Angeles Unified	Belvedere Elementary	19-64733-6016018		X								X	X	X	X	X	X	X	X	X	X	X	X	X				X	X	X	X	X	X	X	X	X	X	X								X	X		
Los Angeles Unified	Belvedere Middle	19-64733-6057889		X								X	X	X	X	X	X	X	X	X	X	X	X	X				X	X	X	X	X	X	X	X	X	X	X	X	X	X	X				X	X	X	
Los Angeles Unified	Benjamin Banneker Career and Transition Center	19-64733-6060495		X								X	X	X	X	X	X	X	X	X	X	X	X	X				X	X	X	X	X	X	X	X	X	X	X	X	X	X	X		X	X	X	X	
Los Angeles Unified	Benjamin Franklin Senior High	19-64733-1933043		X								X	X	X	X	X	X	X	X	X	X	X	X	X				X	X	X	X	X	X	X	X	X	X	X	X	X	X	X		X	X	X	X	
Los Angeles Unified	Berendo Middle	19-64733-6061402		X								X	X	X	X	X	X	X	X	X	X	X	X	X				X	X	X	X	X	X	X	X	X	X	X	X	X	X	X				X	X	X	
Los Angeles Unified	Berenece Carlson Home Hospital	19-64733-6069157		X								X	X	X	X	X	X	X	X	X	X	X	X	X				X	X	X	X	X	X	X	X	X	X	X	X	X	X	X		X	X	X	X	
Los Angeles Unified	Bert Corona Charter	19-64733-0106872	0654	X								X	X	X	X	X	X	X	X	X	X	X	X	X				X	X	X	X	X	X	X	X	X	X	X	X	X	X	X				X	X	X	
Los Angeles Unified	Bert Corona Charter High	19-64733-0132126	1724	X								X	X	X	X	X	X	X	X	X	X	X	X	X				X	X	X	X	X	X	X	X	X	X	X	X	X	X	X		X	X	X	X	
Los Angeles Unified	Bertrand Avenue Elementary	19-64733-6016026		X								X	X	X	X	X	X	X	X	X	X	X	X	X				X	X	X	X	X	X	X	X	X	X	X								X	X		
Los Angeles Unified	Betty Plasencia Elementary	19-64733-6016638		X								X	X	X	X	X	X	X	X	X	X	X	X	X				X	X	X	X	X	X	X	X	X	X	X								X	X		
Los Angeles Unified	Birdielee V. Bright Elementary	19-64733-6019491		X								X	X	X	X	X	X	X	X	X	X	X	X	X				X	X	X	X	X	X	X	X	X	X	X								X	X		
Los Angeles Unified	Birmingham Community Charter High	19-64733-1931047	1119	X								X	X	X	X	X	X	X	X	X	X	X	X	X				X	X	X	X	X	X	X	X	X	X	X	X	X	X	X		X	X	X	X	
Los Angeles Unified	Blythe Street Elementary	19-64733-6016034		X								X	X	X	X	X	X	X	X	X	X	X	X	X				X	X	X	X	X	X	X	X	X	X	X								X	X		
Los Angeles Unified	Bonita Street Elementary	19-64733-6016042		X								X	X	X	X	X	X	X	X	X	X	X	X	X				X	X	X	X	X	X	X	X	X	X	X								X	X		
Los Angeles Unified	Boyle Heights Continuation	19-64733-1932821		X								X	X	X	X	X	X	X	X	X	X	X	X	X				X	X	X	X	X	X	X	X	X	X	X	X	X	X	X		X	X	X	X	
Los Angeles Unified	Boys Academic Leadership Academy	19-64733-0135996		X								X	X	X	X	X	X	X	X	X	X	X	X	X				X	X	X	X	X	X	X	X	X	X	X	X	X	X	X		X	X	X	X	
Los Angeles Unified	Braddock Drive Elementary	19-64733-6016059		X								X	X	X	X	X	X	X	X	X	X	X	X	X				X	X	X	X	X	X	X	X	X	X	X								X	X		
Los Angeles Unified	Brainard Elementary	19-64733-6016067		X								X	X	X	X	X	X	X	X	X	X	X	X	X				X	X	X	X	X	X	X	X	X	X	X								X	X		
Los Angeles Unified	Breed Street Elementary	19-64733-6016075		X								X	X	X	X	X	X	X	X	X	X	X	X	X				X	X	X	X	X	X	X	X	X	X	X								X	X		
Los Angeles Unified	Brentwood Science	19-64733-6016083		X								X	X	X	X	X	X	X	X	X	X	X	X	X				X	X	X	X	X	X	X	X	X	X	X								X	X		
Los Angeles Unified	Bret Harte Preparatory Middle	19-64733-6058044		X								X	X	X	X	X	X	X	X	X	X	X	X	X				X	X	X	X	X	X	X	X	X	X	X	X	X	X	X				X	X	X	
Los Angeles Unified	Bridge Street Elementary	19-64733-6016091		X								X	X	X	X	X	X	X	X	X	X	X	X	X				X	X	X	X	X	X	X	X	X	X	X								X	X		
Los Angeles Unified	Broad Avenue Elementary	19-64733-6016109		X								X	X	X	X	X	X	X	X	X	X	X	X	X				X	X	X	X	X	X	X	X	X	X	X								X	X		
Los Angeles Unified	Broadacres Avenue Elementary Visual & Performing Arts Magnet	19-64733-6016117		X								X	X	X	X	X	X	X	X	X	X	X	X	X				X	X	X	X	X	X	X	X	X	X	X								X	X		
Los Angeles Unified	Broadway Elementary	19-64733-6016125		X								X	X	X	X	X	X	X	X	X	X	X	X	X				X	X	X	X	X	X	X	X	X	X	X								X	X		
Los Angeles Unified	Brockton Avenue Elementary	19-64733-6016133		X								X	X	X	X	X	X	X	X	X	X	X	X	X				X	X	X	X	X	X	X	X	X	X	X								X	X		
Los Angeles Unified	Brooklyn Avenue	19-64733-6016141		X								X	X	X	X	X	X	X	X	X	X	X	X	X				X	X	X	X	X	X	X	X	X	X	X	X	X	X	X				X	X	X	
Los Angeles Unified	Bryson Avenue Elementary	19-64733-6016158		X								X	X	X	X	X	X	X	X	X	X	X	X	X				X	X	X	X	X	X	X	X	X	X	X								X	X		
Los Angeles Unified	Buchanan Street Elementary	19-64733-6016166		X								X	X	X	X	X	X	X	X	X	X	X	X	X				X	X	X	X	X	X	X	X	X	X	X								X	X		
Los Angeles Unified	Budlong Avenue Elementary	19-64733-6016174		X								X	X	X	X	X	X	X	X	X	X	X	X	X				X	X	X	X	X	X	X	X	X	X	X								X	X		
Los Angeles Unified	Burbank Boulevard Elementary	19-64733-6016182		X								X	X	X	X	X	X	X	X	X	X	X	X	X				X	X	X	X	X	X	X	X	X	X	X								X	X		
Los Angeles Unified	Burton Street Elementary	19-64733-6016208		X								X	X	X	X	X	X	X	X	X	X	X	X	X				X	X	X	X	X	X	X	X	X	X	X								X	X		
Los Angeles Unified	Bushnell Way Elementary	19-64733-6016216		X								X	X	X	X	X	X	X	X	X	X	X	X	X				X	X	X	X	X	X	X	X	X	X	X								X	X		
Los Angeles Unified	Cabrillo Avenue Elementary	19-64733-6016224		X								X	X	X	X	X	X	X	X	X	X	X	X	X				X	X	X	X	X	X	X	X	X	X	X								X	X		
Los Angeles Unified	Cahuenga Elementary	19-64733-6016232		X								X	X	X	X	X	X	X	X	X	X	X	X	X				X	X	X	X	X	X	X	X	X	X	X								X	X		
Los Angeles Unified	Cal Burke High	19-64733-0109512		X								X	X	X	X	X	X	X	X	X	X	X	X	X				X	X	X	X	X	X	X	X	X	X	X	X	X	X	X		X	X	X	X	
Los Angeles Unified	Calabash Charter Academy	19-64733-6016240	1345	X								X	X	X	X	X	X	X	X	X	X	X	X	X				X	X	X	X	X	X	X	X	X	X	X								X	X		
Los Angeles Unified	Calahan Street Elementary	19-64733-6016257		X								X	X	X	X	X	X	X	X	X	X	X	X	X				X	X	X	X	X	X	X	X	X	X	X								X	X		
Los Angeles Unified	California Creative Learning Academy	19-64733-0112235	0827	X								X	X	X	X	X	X	X	X	X	X	X	X	X				X	X	X	X	X	X	X	X	X	X	X								X	X		
Los Angeles Unified	California Creative Learning Academy MS	19-64733-0137463	1960	X								X	X	X	X	X	X	X	X	X	X	X	X	X				X	X	X	X	X	X	X	X	X	X	X								X	X	X	
Los Angeles Unified	Calvert Charter for Enriched Studies	19-64733-6016265	1585	X								X	X	X	X	X	X	X	X	X	X	X	X	X				X	X	X	X	X	X	X	X	X	X	X								X	X		
Los Angeles Unified	Camellia Avenue Elementary	19-64733-6016273		X								X	X	X	X	X	X	X	X	X	X	X	X	X				X	X	X	X	X	X	X	X	X	X	X								X	X		
Los Angeles Unified	Camino Nuevo Charter Academy	19-64733-6117667	0293	X								X	X	X	X	X	X	X	X	X	X	X	X	X				X	X	X	X	X	X	X	X	X	X	X	X	X	X	X				X	X	X	
Los Angeles Unified	Camino Nuevo Charter Academy #2	19-64733-0122861	1231	X								X	X	X	X	X	X	X	X	X	X	X	X	X				X	X	X	X	X	X	X	X	X	X	X	X	X	X	X				X	X	X	
Los Angeles Unified	Camino Nuevo Charter Academy #4	19-64733-0124826	1334	X								X	X	X	X	X	X	X	X	X	X	X	X	X				X	X	X	X	X	X	X	X	X	X	X	X	X	X	X				X	X	X	
Los Angeles Unified	Camino Nuevo Elementary #3	19-64733-0122564	1212	X								X	X	X	X	X	X	X	X	X	X	X	X	X				X	X	X	X	X	X	X	X	X	X	X	X	X	X	X				X	X	X	
Los Angeles Unified	Camino Nuevo High #2	19-64733-0127910	1540	X								X	X	X	X	X	X	X	X	X	X	X	X	X				X	X	X	X	X	X	X	X	X	X	X	X	X	X	X		X	X	X	X	
Los Angeles Unified	Canfield Avenue Elementary	19-64733-6016281		X								X	X	X	X	X	X	X	X	X	X	X	X	X				X	X	X	X	X	X	X	X	X	X	X								X	X		
Los Angeles Unified	Canoga Park Elementary	19-64733-6016299		X								X	X	X	X	X	X	X	X	X	X	X	X	X				X	X	X	X	X	X	X	X	X	X	X								X	X		
Los Angeles Unified	Canoga Park Middle	19-64733-6057947		X								X	X	X	X	X	X	X	X	X	X	X	X	X				X	X	X	X	X	X	X	X	X	X	X	X	X	X	X				X	X	X	
Los Angeles Unified	Canoga Park Senior High	19-64733-1931476		X								X	X	X	X	X	X	X	X	X	X	X	X	X				X	X	X	X	X	X	X	X	X	X	X	X	X	X	X		X	X	X	X	
Los Angeles Unified	Cantara Street Elementary	19-64733-6016307		X								X	X	X	X	X	X	X	X	X	X	X	X	X				X	X	X	X	X	X	X	X	X	X	X								X	X		
Los Angeles Unified	Canterbury Avenue Elementary	19-64733-6016315		X								X	X	X	X	X	X	X	X	X	X	X	X	X				X	X	X	X	X	X	X	X	X	X	X								X	X		
Los Angeles Unified	Canyon Charter Elementary	19-64733-6016323	0226	X								X	X	X	X	X	X	X	X	X	X	X	X	X				X	X	X	X	X	X	X	X	X	X	X								X	X		
Los Angeles Unified	Capistrano Avenue Elementary	19-64733-6016331		X								X	X	X	X	X	X	X	X	X	X	X	X	X				X	X	X	X	X	X	X	X	X	X	X								X	X		
Los Angeles Unified	Carlos Santana Arts Academy	19-64733-0122234		X								X	X	X	X	X	X	X	X	X	X	X	X	X				X	X	X	X	X	X	X	X	X	X	X								X	X		
Los Angeles Unified	Caroldale Learning Community	19-64733-6016349		X								X	X	X	X	X	X	X	X	X	X	X	X	X				X	X	X	X	X	X	X	X	X	X	X	X	X	X	X				X	X	X	
Los Angeles Unified	Carpenter Community Charter	19-64733-6016356	1235	X								X	X	X	X	X	X	X	X	X	X	X	X	X				X	X	X	X	X	X	X	X	X	X	X								X	X		
Los Angeles Unified	Carson Senior High	19-64733-1931526		X								X	X	X	X	X	X	X	X	X	X	X	X	X				X	X	X	X	X	X	X	X	X	X	X	X	X	X	X		X	X	X	X	

Attachment VI—Specialized Academic Instruction (SAI)/Specially Designed

Enter all special education Services provided by the SELPA's LEA membership and location (site) where they are provided. If code 900 is selected, the specific special education service must be defined in Local Plan Section E: Annual Service Plan. Licensing, certification, and provider qualifications for each identified service must be in accordance with law (see the Local Plan Guidance Document for more information). Attachment VI must be included with each Local Plan Section E: Annual Service Plan submission to the California Department of Education (CDE).

For each LEA school/site name identified in "Column A," place an "x" in the corresponding instructional and/or related service that is provided by the LEA/school site

DATE: 4/21/2026
FISCAL YEAR: 2025-26
SELPA NAME: Los Angeles Unified

CDE Official Local Educational Agency Name	School or Site Name	County/District/ School Code (xx-xxxxx-xxxxxxx)	Charter Number (if applicable) (xxxx)	330	210	220	230	240	250	260	270	340	415	425	435	436	445	450	460	510	515	520	525	530	535	540	545	610	710	715	720	725	730	735	740	745	750	755	760	820	830	840	850	855	860	865	870	890	900
Los Angeles Unified	Carson Street Elementary	19-64733-6016364		X								X	X	X	X	X	X	X	X	X	X	X	X	X				X	X	X	X	X	X	X	X	X	X	X	X							X	X		
Los Angeles Unified	Carson-Gore Academy of Environmental Studies	19-64733-0122101		X								X	X	X	X	X	X	X	X	X	X	X	X	X				X	X	X	X	X	X	X	X	X	X	X	X							X	X		
Los Angeles Unified	Carthay Elementary Of Environmental Studies Magnet	19-64733-6016372		X								X	X	X	X	X	X	X	X	X	X	X	X	X				X	X	X	X	X	X	X	X	X	X	X	X							X	X		
Los Angeles Unified	Castelar Street Elementary	19-64733-6016380		X								X	X	X	X	X	X	X	X	X	X	X	X	X				X	X	X	X	X	X	X	X	X	X	X	X	X	X	X				X	X	X	
Los Angeles Unified	Castle Heights Elementary	19-64733-6016398		X								X	X	X	X	X	X	X	X	X	X	X	X	X				X	X	X	X	X	X	X	X	X	X	X	X							X	X		
Los Angeles Unified	Castlebay Lane Charter	19-64733-6071435	1477	X								X	X	X	X	X	X	X	X	X	X	X	X	X				X	X	X	X	X	X	X	X	X	X	X	X							X	X		
Los Angeles Unified	CATCH Prep Charter High, Inc.	19-64733-0101659	0570	X								X	X	X	X	X	X	X	X	X	X	X	X	X				X	X	X	X	X	X	X	X	X	X	X	X	X	X	X	X		X	X	X	X	
Los Angeles Unified	Catskill Avenue Elementary	19-64733-6016406		X								X	X	X	X	X	X	X	X	X	X	X	X	X				X	X	X	X	X	X	X	X	X	X	X	X							X	X		
Los Angeles Unified	CDS Elementary	19-64733-6120794		X								X	X	X	X	X	X	X	X	X	X	X	X	X				X	X	X	X	X	X	X	X	X	X	X	X							X	X		
Los Angeles Unified	CDS Secondary	19-64733-1996651		X								X	X	X	X	X	X	X	X	X	X	X	X	X				X	X	X	X	X	X	X	X	X	X	X	X	X	X	X				X	X	X	
Los Angeles Unified	Center for Advanced Learning	19-64733-0115139	0937	X								X	X	X	X	X	X	X	X	X	X	X	X	X				X	X	X	X	X	X	X	X	X	X	X	X							X	X		
Los Angeles Unified	Central City Value	19-64733-0100800	0534	X								X	X	X	X	X	X	X	X	X	X	X	X	X				X	X	X	X	X	X	X	X	X	X	X	X	X	X	X	X		X	X	X	X	
Los Angeles Unified	Central High	19-64733-1930387		X								X	X	X	X	X	X	X	X	X	X	X	X	X				X	X	X	X	X	X	X	X	X	X	X	X	X	X	X	X		X	X	X	X	
Los Angeles Unified	Century Park Elementary	19-64733-6016414		X								X	X	X	X	X	X	X	X	X	X	X	X	X				X	X	X	X	X	X	X	X	X	X	X	X							X	X		
Los Angeles Unified	Cesar Chavez Elementary	19-64733-0109439		X								X	X	X	X	X	X	X	X	X	X	X	X	X				X	X	X	X	X	X	X	X	X	X	X	X							X	X		
Los Angeles Unified	Cesar E. Chavez Learning Academies-Academy of Scientific Exploration (ASE)	19-64733-0124396		X								X	X	X	X	X	X	X	X	X	X	X	X	X				X	X	X	X	X	X	X	X	X	X	X	X	X	X	X	X		X	X	X	X	
Los Angeles Unified	Cesar E. Chavez Learning Academies-Arts/Theatre/Entertain Mag	19-64733-0124370		X								X	X	X	X	X	X	X	X	X	X	X	X	X				X	X	X	X	X	X	X	X	X	X	X	X	X	X	X	X		X	X	X	X	
Los Angeles Unified	Cesar E. Chavez Learning Academies-Social Justice Humanitas Academy	19-64733-0124388		X								X	X	X	X	X	X	X	X	X	X	X	X	X				X	X	X	X	X	X	X	X	X	X	X	X	X	X	X	X		X	X	X	X	
Los Angeles Unified	Cesar E. Chavez Learning Academies-Technology Preparatory Academy	19-64733-0124404		X								X	X	X	X	X	X	X	X	X	X	X	X	X				X	X	X	X	X	X	X	X	X	X	X	X	X	X	X	X		X	X	X	X	
Los Angeles Unified	CHAMPS - Charter HS of Arts-Multimedia & Performing	19-64733-0108878	0712	X								X	X	X	X	X	X	X	X	X	X	X	X	X				X	X	X	X	X	X	X	X	X	X	X	X	X	X	X	X		X	X	X	X	
Los Angeles Unified	Chandler Elementary	19-64733-6016422		X								X	X	X	X	X	X	X	X	X	X	X	X	X				X	X	X	X	X	X	X	X	X	X	X	X							X	X		
Los Angeles Unified	Chapman Elementary	19-64733-6016430		X								X	X	X	X	X	X	X	X	X	X	X	X	X				X	X	X	X	X	X	X	X	X	X	X	X							X	X		
Los Angeles Unified	Charles Drew Middle	19-64733-6057962		X								X	X	X	X	X	X	X	X	X	X	X	X	X				X	X	X	X	X	X	X	X	X	X	X	X	X	X	X				X	X	X	
Los Angeles Unified	Charles H. Kim Elementary	19-64733-0111989		X								X	X	X	X	X	X	X	X	X	X	X	X	X				X	X	X	X	X	X	X	X	X	X	X	X							X	X		
Los Angeles Unified	Charles Leroy Lowman Special Education and Career Transition Center	19-64733-6060461		X								X	X	X	X	X	X	X	X	X	X	X	X	X				X	X	X	X	X	X	X	X	X	X	X	X	X	X	X	X		X	X	X	X	
Los Angeles Unified	Charles Maclay Middle	19-64733-6058101		X								X	X	X	X	X	X	X	X	X	X	X	X	X				X	X	X	X	X	X	X	X	X	X	X	X	X	X	X				X	X	X	
Los Angeles Unified	Charles W. Barrett Elementary	19-64733-6018360		X								X	X	X	X	X	X	X	X	X	X	X	X	X				X	X	X	X	X	X	X	X	X	X	X	X							X	X		
Los Angeles Unified	Charles White Elementary	19-64733-0106948		X								X	X	X	X	X	X	X	X	X	X	X	X	X				X	X	X	X	X	X	X	X	X	X	X	X							X	X		
Los Angeles Unified	Charnock Road Elementary	19-64733-6016448		X								X	X	X	X	X	X	X	X	X	X	X	X	X				X	X	X	X	X	X	X	X	X	X	X	X							X	X		
Los Angeles Unified	Chase Street Elementary	19-64733-6016455		X								X	X	X	X	X	X	X	X	X	X	X	X	X				X	X	X	X	X	X	X	X	X	X	X	X							X	X		
Los Angeles Unified	Chatsworth Charter High	19-64733-1931708	1581	X								X	X	X	X	X	X	X	X	X	X	X	X	X				X	X	X	X	X	X	X	X	X	X	X	X	X	X	X	X		X	X	X	X	
Los Angeles Unified	Chatsworth Park ES Urban Planning/Community Development Magnet	19-64733-6016463		X								X	X	X	X	X	X	X	X	X	X	X	X	X				X	X	X	X	X	X	X	X	X	X	X	X							X	X		
Los Angeles Unified	Cheremoya Avenue Elementary	19-64733-6016471		X								X	X	X	X	X	X	X	X	X	X	X	X	X				X	X	X	X	X	X	X	X	X	X	X	X							X	X		
Los Angeles Unified	Chester W. Nimitz Middle	19-64733-6057939		X								X	X	X	X	X	X	X	X	X	X	X	X	X				X	X	X	X	X	X	X	X	X	X	X	X	X	X	X				X	X	X	
Los Angeles Unified	Cheviot Hills Continuation	19-64733-1931336		X								X	X	X	X	X	X	X	X	X	X	X	X	X				X	X	X	X	X	X	X	X	X	X	X	X	X	X	X	X		X	X	X	X	
Los Angeles Unified	CHIME Institute's Schwarzenegger Community	19-64733-6119531	0417	X								X	X	X	X	X	X	X	X	X	X	X	X	X				X	X	X	X	X	X	X	X	X	X	X	X	X	X	X				X	X	X	
Los Angeles Unified	Christopher Dena Elementary	19-64733-6016679		X								X	X	X	X	X	X	X	X	X	X	X	X	X				X	X	X	X	X	X	X	X	X	X	X	X							X	X		
Los Angeles Unified	Cienega Elementary	19-64733-6016489		X								X	X	X	X	X	X	X	X	X	X	X	X	X				X	X	X	X	X	X	X	X	X	X	X	X							X	X		
Los Angeles Unified	Cimarron Avenue Elementary	19-64733-6016497		X								X	X	X	X	X	X	X	X	X	X	X	X	X				X	X	X	X	X	X	X	X	X	X	X	X							X	X		
Los Angeles Unified	Citizens of the World Charter School East Valley	19-64733-0140749	2081	X								X	X	X	X	X	X	X	X	X	X	X	X	X				X	X	X	X	X	X	X	X	X	X	X	X	X	X	X				X	X	X	
Los Angeles Unified	Citizens of the World Charter School Hollywood	19-64733-0122556	1200	X								X	X	X	X	X	X	X	X	X	X	X	X	X				X	X	X	X	X	X	X	X	X	X	X	X							X	X		
Los Angeles Unified	Citizens of the World Charter School Mar Vista	19-64733-0126193	1414	X								X	X	X	X	X	X	X	X	X	X	X	X	X				X	X	X	X	X	X	X	X	X	X	X	X	X	X	X				X	X	X	
Los Angeles Unified	Citizens of the World Charter School Silver Lake	19-64733-0126177	1413	X								X	X	X	X	X	X	X	X	X	X	X	X	X				X	X	X	X	X	X	X	X	X	X	X	X	X	X	X				X	X	X	
Los Angeles Unified	Citizens of the World Charter School West Valley	19-64733-0139832	2082	X								X	X	X	X	X	X	X	X	X	X	X	X	X				X	X	X	X	X	X	X	X	X	X	X	X	X	X	X				X	X	X	
Los Angeles Unified	City Language Immersion Charter	19-64733-0127886	1538	X								X	X	X	X	X	X	X	X	X	X	X	X	X				X	X	X	X	X	X	X	X	X	X	X	X							X	X		
Los Angeles Unified	City of Angels	19-64733-1996115		X								X	X	X	X	X	X	X	X	X	X	X	X	X				X	X	X	X	X	X	X	X	X	X	X	X	X	X	X	X		X	X	X	X	
Los Angeles Unified	City Terrace Elementary	19-64733-6016505		X								X	X	X	X	X	X	X	X	X	X	X	X	X				X	X	X	X	X	X	X	X	X	X	X	X							X	X		
Los Angeles Unified	Clifford Street Elementary Math & Technology Magnet	19-64733-6016513		X								X	X	X	X	X	X	X	X	X	X	X	X	X				X	X	X	X	X	X	X	X	X	X	X	X							X	X		
Los Angeles Unified	Clover Avenue Elementary	19-64733-6016521		X								X	X	X	X	X	X	X	X	X	X	X	X	X				X	X	X	X	X	X	X	X	X	X	X	X							X	X		
Los Angeles Unified	Coeur D'Alene Avenue Elementary	19-64733-6016539		X								X	X	X	X	X	X	X	X	X	X	X	X	X				X	X	X	X	X	X	X	X	X	X	X	X							X	X		
Los Angeles Unified	Cohasset Street Elementary	19-64733-6016547		X								X	X	X	X	X	X	X	X	X	X	X	X	X				X	X	X	X	X	X	X	X	X	X	X	X							X	X		
Los Angeles Unified	Coldwater Canyon Elementary	19-64733-6016554		X								X	X	X	X	X	X	X	X	X	X	X	X	X				X	X	X	X	X	X	X	X	X	X	X	X							X	X		
Los Angeles Unified	Colfax Charter Elementary	19-64733-6016562	1041	X								X	X	X	X	X	X	X	X	X	X	X	X	X				X	X	X	X	X	X	X	X	X	X	X	X							X	X		
Los Angeles Unified	Coliseum Street Elementary	19-64733-6016570		X								X	X	X	X	X	X	X	X	X	X	X	X	X				X	X	X	X	X	X	X	X	X	X	X	X							X	X		
Los Angeles Unified	Columbus Avenue Elementary	19-64733-6120679		X								X	X	X	X	X	X	X	X	X	X	X	X	X				X	X	X	X	X	X	X	X	X	X	X	X							X	X		
Los Angeles Unified	Commonwealth Avenue Elementary	19-64733-6016604		X								X	X	X	X	X	X	X	X	X	X	X	X	X				X	X	X	X	X	X	X	X	X	X	X	X							X	X		
Los Angeles Unified	Communication and Technology at Diego Rivera Learning Complex	19-64733-0124495		X								X	X	X	X	X	X	X	X	X	X	X	X	X				X	X	X	X	X	X	X	X	X	X	X	X	X	X	X	X		X	X	X	X	
Los Angeles Unified	Community Magnet Charter Elementary	19-64733-6094726	0957	X								X	X	X	X	X	X	X	X	X	X	X	X	X				X	X	X	X	X	X	X	X	X	X	X	X							X	X		
Los Angeles Unified	Compton Avenue Elementary	19-64733-6016612		X								X	X	X	X	X	X	X	X	X	X	X	X	X				X	X	X	X	X	X	X	X	X	X	X	X							X	X		
Los Angeles Unified	Computer Science Virtual Academy	19-64733-0141549		X								X	X	X	X	X	X	X	X	X	X	X	X	X				X	X	X	X	X	X	X	X	X	X	X	X	X	X	X	X		X	X	X	X	
Los Angeles Unified	Contreras Learning Center-Academic Leadership Community	19-64733-0117721		X								X	X	X	X	X	X	X	X	X	X	X	X	X				X	X	X	X	X	X	X	X	X	X	X	X	X	X	X	X		X	X	X	X	
Los Angeles Unified	Contreras Learning Center-Los Angeles School of Global Studies	19-64733-0112870		X								X	X	X	X	X	X	X	X	X	X	X	X	X				X	X	X	X	X	X	X	X	X	X	X	X	X	X	X	X		X	X	X	X	
Los Angeles Unified	Contreras Learning Center-School of Social Justice	19-64733-0127795		X								X	X	X	X	X	X	X	X	X	X	X	X	X				X	X	X	X	X	X	X	X	X	X	X	X	X	X	X	X		X	X	X	X	
Los Angeles Unified	Corona Avenue Elementary	19-64733-6016620		X								X	X	X	X	X	X	X	X	X	X	X	X	X				X	X	X	X	X	X	X	X	X	X	X	X							X	X		
Los Angeles Unified	Cowan Avenue Elementary	19-64733-6016646		X								X	X	X	X	X	X	X	X	X	X	X	X	X				X	X	X	X	X	X	X	X	X	X	X	X							X	X		
Los Angeles Unified	Crenshaw Science, Technology, Engineering, Math and Medicine Magnet	19-64733-1932128		X								X	X	X	X	X	X	X	X	X	X	X	X	X				X	X	X	X	X	X	X	X	X	X	X	X	X	X	X	X		X	X	X	X	
Los Angeles Unified	Crescent Heights Boulevard Elementary	19-64733-6016653		X								X	X	X	X	X	X	X	X	X	X	X	X	X				X	X	X	X	X	X	X	X	X	X	X	X							X	X		
Los Angeles Unified	Crestwood Street STEAM Magnet	19-64733-6016661		X								X	X	X	X	X	X	X	X	X	X	X	X	X				X	X	X	X	X	X	X	X	X	X	X	X							X	X		
Los Angeles Unified	Crown Preparatory Academy	19-64733-0121848	1187	X								X	X	X	X	X	X	X	X	X	X	X	X	X				X	X	X	X	X	X	X	X	X	X	X	X	X	X	X				X	X	X	
Los Angeles Unified	Dahlia Heights Elementary	19-64733-6016687		X								X	X	X	X	X	X	X	X	X	X	X	X	X				X	X	X	X	X	X	X	X	X	X	X	X							X	X		
Los Angeles Unified	Dan M. Issacs Avalon High	19-64733-1931930		X								X	X	X	X	X	X	X	X	X	X	X	X	X				X	X	X	X	X	X	X	X	X	X	X	X	X	X	X	X		X	X	X	X	
Los Angeles Unified	Daniel Pearl Journalism & Communications Magnet	19-64733-0120360		X								X	X	X	X	X	X	X	X	X	X	X	X	X				X	X	X	X	X	X	X	X	X	X	X	X	X	X	X	X		X	X	X	X	
Los Angeles Unified	Daniel Webster Middle	19-64733-6058358		X								X	X	X	X	X	X	X	X	X	X	X	X	X				X	X	X	X	X	X	X	X	X	X	X	X	X	X	X				X	X	X	
Los Angeles Unified	Danny J. Bakewell, Sr., Primary Center	19-64733-0109231		X								X	X	X	X	X	X	X	X	X	X	X	X	X				X	X	X	X	X	X	X	X	X	X	X	X							X	X		
Los Angeles Unified	Danube Avenue Elementary	19-64733-6016695		X								X	X	X	X	X	X	X	X	X	X	X	X	X				X	X	X	X	X	X	X	X	X	X	X	X							X	X		
Los Angeles Unified	Darby Avenue Elementary	19-64733-6016703		X								X	X	X	X	X	X	X	X	X	X	X	X	X				X	X	X	X	X	X	X	X	X	X	X	X							X	X		
Los Angeles Unified	Dayton Heights Elementary	19-64733-6016711		X								X	X	X	X	X	X	X	X	X	X	X	X	X				X	X	X	X	X	X	X	X	X	X	X	X							X	X		
Los Angeles Unified	Dearborn Elementary Charter Academy	19-64733-6016729	1481	X								X	X	X	X	X	X	X	X	X	X	X	X	X				X	X	X	X	X	X	X	X	X	X	X	X							X	X		

Attachment VI—Specialized Academic Instruction (SAI)/Specially Designed

Enter all special education Services provided by the SELPA's LEA membership and location (site) where they are provided. If code 900 is selected, the specific special education service must be defined in Local Plan Section E: Annual Service Plan. Licensing, certification, and provider qualifications for each identified service must be in accordance with law (see the Local Plan Guidance Document for more information). Attachment VI must be included with each Local Plan Section E: Annual Service Plan submission to the California Department of Education (CDE).

For each LEA school/site name identified in "Column A," place an "x" in the corresponding instructional and/or related service that is provided by the LEA/school site

DATE: 4/21/2026
FISCAL YEAR: 2025-26
SELPA NAME: Los Angeles Unified

CDE Official Local Educational Agency Name	School or Site Name	County/District/ School Code (xx-xxxxx-xxxxxxx)	Charter Number (if applicable) (xxxx)	330	210	220	230	240	250	260	270	340	415	425	435	436	445	450	460	510	515	520	525	530	535	540	545	610	710	715	720	725	730	735	740	745	750	755	760	820	830	840	850	855	860	865	870	890	900
Los Angeles Unified	Del Amo Elementary	19-64733-6016737		X								X	X	X	X	X	X	X	X	X	X	X	X	X	X			X	X	X	X	X	X	X	X	X	X	X	X							X	X		
Los Angeles Unified	Delevan Drive Elementary	19-64733-6016745		X								X	X	X	X	X	X	X	X	X	X	X	X	X	X			X	X	X	X	X	X	X	X	X	X	X	X							X	X		
Los Angeles Unified	Denker Avenue Elementary	19-64733-6016752		X								X	X	X	X	X	X	X	X	X	X	X	X	X	X			X	X	X	X	X	X	X	X	X	X	X	X							X	X		
Los Angeles Unified	Diane S. Leichman Career Preparatory and Transition Center	19-64733-1931633		X								X	X	X	X	X	X	X	X	X	X	X	X	X	X			X	X	X	X	X	X	X	X	X	X	X	X	X	X	X	X		X	X	X	X	
Los Angeles Unified	Diego Rivera Learning Complex Green Design STEAM Academy	19-64733-0124503		X								X	X	X	X	X	X	X	X	X	X	X	X	X	X			X	X	X	X	X	X	X	X	X	X	X	X	X	X	X	X		X	X	X	X	
Los Angeles Unified	Discovery Charter Preparatory #2	19-64733-0115253	0949	X								X	X	X	X	X	X	X	X	X	X	X	X	X	X			X	X	X	X	X	X	X	X	X	X	X	X	X	X	X	X		X	X	X	X	
Los Angeles Unified	Dixie Canyon Community Charter	19-64733-6016778	1469	X								X	X	X	X	X	X	X	X	X	X	X	X	X	X			X	X	X	X	X	X	X	X	X	X	X	X							X	X		
Los Angeles Unified	Dolores Huerta Elementary	19-64733-0122135		X								X	X	X	X	X	X	X	X	X	X	X	X	X	X			X	X	X	X	X	X	X	X	X	X	X	X							X	X		
Los Angeles Unified	Dolores Street Elementary	19-64733-6016786		X								X	X	X	X	X	X	X	X	X	X	X	X	X	X			X	X	X	X	X	X	X	X	X	X	X	X							X	X		
Los Angeles Unified	Dominguez Elementary	19-64733-6016794		X								X	X	X	X	X	X	X	X	X	X	X	X	X	X			X	X	X	X	X	X	X	X	X	X	X	X							X	X		
Los Angeles Unified	Dorothy V. Johnson Community Day	19-64733-0120808		X								X	X	X	X	X	X	X	X	X	X	X	X	X	X			X	X	X	X	X	X	X	X	X	X	X	X	X	X	X	X		X	X	X	X	
Los Angeles Unified	Dorris Place Elementary	19-64733-6016802		X								X	X	X	X	X	X	X	X	X	X	X	X	X	X			X	X	X	X	X	X	X	X	X	X	X	X							X	X		
Los Angeles Unified	Downtown Business High	19-64733-1932888		X								X	X	X	X	X	X	X	X	X	X	X	X	X	X			X	X	X	X	X	X	X	X	X	X	X	X	X	X	X	X		X	X	X	X	
Los Angeles Unified	Downtown Value	19-64733-6119903	0448	X								X	X	X	X	X	X	X	X	X	X	X	X	X	X			X	X	X	X	X	X	X	X	X	X	X	X	X	X	X				X	X	X	
Los Angeles Unified	Dr. James Edward Jones Primary Center	19-64733-0117028		X								X	X	X	X	X	X	X	X	X	X	X	X	X	X			X	X	X	X	X	X	X	X	X	X	X	X							X	X		
Los Angeles Unified	Dr. Julian Nava Learning Academy	19-64733-0124453		X								X	X	X	X	X	X	X	X	X	X	X	X	X	X			X	X	X	X	X	X	X	X	X	X	X	X	X	X	X				X	X	X	
Los Angeles Unified	Dr. Lawrence H. Moore Math, Science, Technology Academy	19-64733-0126433		X								X	X	X	X	X	X	X	X	X	X	X	X	X	X			X	X	X	X	X	X	X	X	X	X	X	X							X	X		
Los Angeles Unified	Dr. Maya Angelou Community High	19-64733-0124479		X								X	X	X	X	X	X	X	X	X	X	X	X	X	X			X	X	X	X	X	X	X	X	X	X	X	X	X	X	X	X		X	X	X	X	
Los Angeles Unified	Dr. Owen Lloyd Knox Elementary	19-64733-0122143		X								X	X	X	X	X	X	X	X	X	X	X	X	X	X			X	X	X	X	X	X	X	X	X	X	X	X							X	X		
Los Angeles Unified	Dr. Richard A. Vladovic Harbor Teacher Preparation Academy	19-64733-0102921		X								X	X	X	X	X	X	X	X	X	X	X	X	X	X			X	X	X	X	X	X	X	X	X	X	X	X	X	X	X	X		X	X	X	X	
Los Angeles Unified	Dr. Sammy Lee Medical and Health Science Magnet Elementary	19-64733-0128710		X								X	X	X	X	X	X	X	X	X	X	X	X	X	X			X	X	X	X	X	X	X	X	X	X	X	X							X	X		
Los Angeles Unified	Dr. Theodore T. Alexander Jr. Science Center	19-64733-0102491	0604	X								X	X	X	X	X	X	X	X	X	X	X	X	X	X			X	X	X	X	X	X	X	X	X	X	X	X							X	X		
Los Angeles Unified	Dyer Street Elementary	19-64733-6016828		X								X	X	X	X	X	X	X	X	X	X	X	X	X	X			X	X	X	X	X	X	X	X	X	X	X	X							X	X		
Los Angeles Unified	E. Manfred Evans Community Adult	19-64733-1931427		X								X	X	X	X	X	X	X	X	X	X	X	X	X	X			X	X	X	X	X	X	X	X	X	X	X	X	X	X	X	X		X	X	X	X	
Los Angeles Unified	Eagle Rock Elementary	19-64733-6016836		X								X	X	X	X	X	X	X	X	X	X	X	X	X	X			X	X	X	X	X	X	X	X	X	X	X	X							X	X		
Los Angeles Unified	Eagle Rock High	19-64733-1932540		X								X	X	X	X	X	X	X	X	X	X	X	X	X	X			X	X	X	X	X	X	X	X	X	X	X	X	X	X	X	X		X	X	X	X	
Los Angeles Unified	Eagle Tree Continuation	19-64733-1932318		X								X	X	X	X	X	X	X	X	X	X	X	X	X	X			X	X	X	X	X	X	X	X	X	X	X	X	X	X	X	X		X	X	X	X	
Los Angeles Unified	Early College Academy-LA Trade Tech College	19-64733-0127803		X								X	X	X	X	X	X	X	X	X	X	X	X	X	X			X	X	X	X	X	X	X	X	X	X	X	X	X	X	X	X		X	X	X	X	
Los Angeles Unified	East Los Angeles Occupational	19-64733-1930858		X								X	X	X	X	X	X	X	X	X	X	X	X	X	X			X	X	X	X	X	X	X	X	X	X	X	X	X	X	X	X		X	X	X	X	
Los Angeles Unified	East Los Angeles Renaissance Academy at Esteban E. Torres High No. 2	19-64733-0122374		X								X	X	X	X	X	X	X	X	X	X	X	X	X	X			X	X	X	X	X	X	X	X	X	X	X	X	X	X	X	X		X	X	X	X	
Los Angeles Unified	East Valley Senior High	19-64733-0112037		X								X	X	X	X	X	X	X	X	X	X	X	X	X	X			X	X	X	X	X	X	X	X	X	X	X	X	X	X	X	X		X	X	X	X	
Los Angeles Unified	Eastman Avenue Elementary	19-64733-6016844		X								X	X	X	X	X	X	X	X	X	X	X	X	X	X			X	X	X	X	X	X	X	X	X	X	X	X							X	X		
Los Angeles Unified	Eastside High	19-64733-0129536		X								X	X	X	X	X	X	X	X	X	X	X	X	X	X			X	X	X	X	X	X	X	X	X	X	X	X	X	X	X	X		X	X	X	X	
Los Angeles Unified	Ednovate - Brio College Prep	19-64733-0135723	1843	X								X	X	X	X	X	X	X	X	X	X	X	X	X	X			X	X	X	X	X	X	X	X	X	X	X	X	X	X	X	X		X	X	X	X	
Los Angeles Unified	Ednovate - East College Prep	19-64733-0132282	1702	X								X	X	X	X	X	X	X	X	X	X	X	X	X	X			X	X	X	X	X	X	X	X	X	X	X	X	X	X	X	X		X	X	X	X	
Los Angeles Unified	Ednovate - Encore Arts and Media College Prep	19-64733-0164780	2086	X								X	X	X	X	X	X	X	X	X	X	X	X	X	X			X	X	X	X	X	X	X	X	X	X	X	X	X	X	X	X		X	X	X	X	
Los Angeles Unified	Ednovate - Esperanza College Prep	19-64733-0135715	1842	X								X	X	X	X	X	X	X	X	X	X	X	X	X	X			X	X	X	X	X	X	X	X	X	X	X	X	X	X	X	X		X	X	X	X	
Los Angeles Unified	Ednovate - South LA College Prep	19-64733-0140129	2087	X								X	X	X	X	X	X	X	X	X	X	X	X	X	X			X	X	X	X	X	X	X	X	X	X	X	X	X	X	X	X		X	X	X	X	
Los Angeles Unified	Ednovate - USC Hybrid High College Prep	19-64733-0125864	1401	X								X	X	X	X	X	X	X	X	X	X	X	X	X	X			X	X	X	X	X	X	X	X	X	X	X	X	X	X	X	X		X	X	X	X	
Los Angeles Unified	Edward R. Roybal Learning Center	19-64733-0117051		X								X	X	X	X	X	X	X	X	X	X	X	X	X	X			X	X	X	X	X	X	X	X	X	X	X	X	X	X	X	X		X	X	X	X	
Los Angeles Unified	Edwin Markham Middle	19-64733-6061527		X								X	X	X	X	X	X	X	X	X	X	X	X	X	X			X	X	X	X	X	X	X	X	X	X	X	X							X	X	X	
Los Angeles Unified	El Camino Real Charter High	19-64733-1932623	1314	X								X	X	X	X	X	X	X	X	X	X	X	X	X	X			X	X	X	X	X	X	X	X	X	X	X	X	X	X	X	X		X	X	X	X	
Los Angeles Unified	El Dorado Avenue Elementary	19-64733-6016851		X								X	X	X	X	X	X	X	X	X	X	X	X	X	X			X	X	X	X	X	X	X	X	X	X	X	X							X	X		
Los Angeles Unified	El Oro Way Charter for Enriched Studies	19-64733-6016869	1466	X								X	X	X	X	X	X	X	X	X	X	X	X	X	X			X	X	X	X	X	X	X	X	X	X	X	X							X	X		
Los Angeles Unified	El Rio Community	19-64733-0140004	2080	X								X	X	X	X	X	X	X	X	X	X	X	X	X	X			X	X	X	X	X	X	X	X	X	X	X	X	X	X	X				X	X	X	
Los Angeles Unified	El Sereno Elementary	19-64733-6016877		X								X	X	X	X	X	X	X	X	X	X	X	X	X	X			X	X	X	X	X	X	X	X	X	X	X	X							X	X		
Los Angeles Unified	El Sereno Middle	19-64733-6068431		X								X	X	X	X	X	X	X	X	X	X	X	X	X	X			X	X	X	X	X	X	X	X	X	X	X	X	X	X	X				X	X	X	
Los Angeles Unified	Elizabeth Learning Center	19-64733-6016885		X								X	X	X	X	X	X	X	X	X	X	X	X	X	X			X	X	X	X	X	X	X	X	X	X	X	X	X	X	X	X		X	X	X	X	
Los Angeles Unified	Ellen Ochoa Learning Center	19-64733-6118186		X								X	X	X	X	X	X	X	X	X	X	X	X	X	X			X	X	X	X	X	X	X	X	X	X	X	X	X	X	X				X	X	X	
Los Angeles Unified	Ellington (Duke) High (Continuation)	19-64733-1931955		X								X	X	X	X	X	X	X	X	X	X	X	X	X	X			X	X	X	X	X	X	X	X	X	X	X	X	X	X	X	X		X	X	X	X	
Los Angeles Unified	Elysian Heights ES Arts Magnet	19-64733-6016893		X								X	X	X	X	X	X	X	X	X	X	X	X	X	X			X	X	X	X	X	X	X	X	X	X	X	X							X	X		
Los Angeles Unified	Emelita Street Elementary	19-64733-6016901		X								X	X	X	X	X	X	X	X	X	X	X	X	X	X			X	X	X	X	X	X	X	X	X	X	X	X							X	X		
Los Angeles Unified	Emerson Community Charter	19-64733-6057988	1688	X								X	X	X	X	X	X	X	X	X	X	X	X	X	X			X	X	X	X	X	X	X	X	X	X	X	X	X	X	X				X	X	X	
Los Angeles Unified	Enadia Way Technology Charter	19-64733-0117036	1474	X								X	X	X	X	X	X	X	X	X	X	X	X	X	X			X	X	X	X	X	X	X	X	X	X	X	X							X	X		
Los Angeles Unified	Encino Charter Elementary	19-64733-6016935	1471	X								X	X	X	X	X	X	X	X	X	X	X	X	X	X			X	X	X	X	X	X	X	X	X	X	X	X							X	X		
Los Angeles Unified	Engineering and Technology Academy at Esteban E. Torres High No. 3	19-64733-0122382		X								X	X	X	X	X	X	X	X	X	X	X	X	X	X			X	X	X	X	X	X	X	X	X	X	X	X	X	X	X	X		X	X	X	X	
Los Angeles Unified	Equitas Academy #2	19-64733-0126169	1402	X								X	X	X	X	X	X	X	X	X	X	X	X	X	X			X	X	X	X	X	X	X	X	X	X	X	X	X	X	X				X	X	X	
Los Angeles Unified	Equitas Academy #3 Charter	19-64733-0129650	1669	X								X	X	X	X	X	X	X	X	X	X	X	X	X	X			X	X	X	X	X	X	X	X	X	X	X	X							X	X		
Los Angeles Unified	Equitas Academy 4	19-64733-0133686	1785	X								X	X	X	X	X	X	X	X	X	X	X	X	X	X			X	X	X	X	X	X	X	X	X	X	X	X	X	X	X				X	X	X	
Los Angeles Unified	Equitas Academy 5	19-64733-0139121	2040	X								X	X	X	X	X	X	X	X	X	X	X	X	X	X			X	X	X	X	X	X	X	X	X	X	X	X							X	X		
Los Angeles Unified	Equitas Academy 6	19-64733-0138883	2030	X								X	X	X	X	X	X	X	X	X	X	X	X	X	X			X	X	X	X	X	X	X	X	X	X	X	X							X	X		
Los Angeles Unified	Equitas Academy Charter	19-64733-0119982	1093	X								X	X	X	X	X	X	X	X	X	X	X	X	X	X			X	X	X	X	X	X	X	X	X	X	X	X							X	X		
Los Angeles Unified	Equitas Collegiate High	19-64733-0131821	1722	X								X	X	X	X	X	X	X	X	X	X	X	X	X	X			X	X	X	X	X	X	X	X	X	X	X	X	X	X	X	X		X	X	X	X	
Los Angeles Unified	Ernest Lawrence Middle	19-64733-6058093		X								X	X	X	X	X	X	X	X	X	X	X	X	X	X			X	X	X	X	X	X	X	X	X	X	X	X	X	X	X	X			X	X	X	
Los Angeles Unified	Ernest P. Willenberg Special Education Center	19-64733-6060503		X								X	X	X	X	X	X	X	X	X	X	X	X	X	X			X	X	X	X	X	X	X	X	X	X	X	X	X	X	X	X		X	X	X	X	
Los Angeles Unified	Erwin Elementary	19-64733-6016943		X								X	X	X	X	X	X	X	X	X	X	X	X	X	X			X	X	X	X	X	X	X	X	X	X	X	X							X	X		
Los Angeles Unified	Eshelman Avenue Elementary	19-64733-6016950		X								X	X	X	X	X	X	X	X	X	X	X	X	X	X			X	X	X	X	X	X	X	X	X	X	X	X							X	X		
Los Angeles Unified	Esperanza Elementary	19-64733-6110969		X								X	X	X	X	X	X	X	X	X	X	X	X	X	X			X	X	X	X	X	X	X	X	X	X	X	X							X	X		
Los Angeles Unified	Esteban Torres East LA Performing Arts Magnet	19-64733-0122341		X								X	X	X	X	X	X	X	X	X	X	X	X	X	X			X	X	X	X	X	X	X	X	X	X	X	X	X	X	X	X		X	X	X	X	
Los Angeles Unified	Estrella Elementary	19-64733-0122119		X								X	X	X	X	X	X	X	X	X	X	X	X	X	X			X	X	X	X	X	X	X	X	X	X	X	X							X	X		
Los Angeles Unified	Euclid Avenue Elementary	19-64733-6016968		X								X	X	X	X	X	X	X	X	X	X	X	X	X	X			X	X	X	X	X	X	X	X	X	X	X	X							X	X		
Los Angeles Unified	Everest Value	19-64733-0129858	1638	X								X	X	X	X	X	X	X	X	X	X	X	X	X	X			X	X	X	X	X	X	X	X	X	X	X	X	X	X	X				X	X	X	
Los Angeles Unified	Evergreen Avenue Elementary	19-64733-6016976		X								X	X	X	X	X	X	X	X	X	X	X	X	X	X			X	X	X	X	X	X	X	X	X	X	X	X							X	X		
Los Angeles Unified	Evergreen Continuation	19-64733-1932342		X								X	X	X	X	X	X	X	X	X	X	X	X	X	X			X	X	X	X	X	X	X	X	X	X	X	X	X	X	X	X		X	X	X	X	
Los Angeles Unified	Extera Public	19-64733-0124198	1300	X								X	X	X	X	X	X	X	X	X	X	X	X	X	X			X	X	X	X	X	X	X	X	X	X	X	X	X	X	X				X	X	X	
Los Angeles Unified	Extera Public School No. 2	19-64733-0128132	1562	X								X	X	X	X	X	X	X	X	X	X	X	X	X	X			X	X	X	X	X	X	X	X	X	X	X	X							X	X		
Los Angeles Unified	Fair Avenue Elementary	19-64733-6016984		X								X	X	X	X	X	X	X	X	X	X	X	X	X	X			X	X	X	X	X	X	X	X	X	X	X	X							X	X		
Los Angeles Unified	Fairburn Avenue Elementary	19-64733-6016992		X								X	X	X	X	X	X	X	X	X	X	X	X	X	X			X	X	X	X	X	X	X	X	X	X	X	X							X	X		
Los Angeles Unified	Fairfax Senior High	19-64733-1932920		X								X	X	X	X	X	X	X	X	X	X	X	X	X	X			X	X	X	X	X	X	X	X	X	X	X	X	X	X	X	X		X	X	X	X	
Los Angeles Unified	Farmdale Elementary	19-64733-6017008		X								X	X	X	X	X	X	X	X	X	X	X	X	X	X			X	X	X	X	X	X	X	X	X	X	X	X							X	X		

Attachment VI—Specialized Academic Instruction (SAI)/Specially Designed

Enter all special education Services provided by the SELPA's LEA membership and location (site) where they are provided. If code 900 is selected, the specific special education service must be defined in Local Plan Section E: Annual Service Plan. Licensing, certification, and provider qualifications for each identified service must be in accordance with law (see the Local Plan Guidance Document for more information). Attachment VI must be included with each Local Plan Section E: Annual Service Plan submission to the California Department of Education (CDE).

For each LEA school/site name identified in "Column A," place an "x" in the corresponding instructional and/or related service that is provided by the LEA/school site

DATE: 4/21/2026
FISCAL YEAR: 2025-26
SELPA NAME: Los Angeles Unified

CDE Official Local Educational Agency Name	School or Site Name	County/District/ School Code (xx-xxxxx-xxxxxxx)	Charter Number (if applicable) (xxxx)	330	210	220	230	240	250	260	270	340	415	425	435	436	445	450	460	510	515	520	525	530	535	540	545	610	710	715	720	725	730	735	740	745	750	755	760	820	830	840	850	855	860	865	870	890	900
Los Angeles Unified	Felicitas and Gonzalo Mendez High	19-64733-0119966		X								X	X	X	X	X	X	X	X	X	X	X	X	X				X	X	X	X	X	X	X	X	X	X	X	X	X	X	X	X		X	X	X	X	
Los Angeles Unified	Fenton Avenue Charter	19-64733-6017016	0030	X								X	X	X	X	X	X	X	X	X	X	X	X	X				X	X	X	X	X	X	X	X	X	X	X								X	X		
Los Angeles Unified	Fenton Charter Leadership Academy	19-64733-0131722	1613	X								X	X	X	X	X	X	X	X	X	X	X	X	X				X	X	X	X	X	X	X	X	X	X	X								X	X		
Los Angeles Unified	Fenton Primary Center	19-64733-0115048	0911	X								X	X	X	X	X	X	X	X	X	X	X	X	X				X	X	X	X	X	X	X	X	X	X	X								X	X		
Los Angeles Unified	Fenton STEM Academy: Elementary Center for Science Technology Engineering and Mathematics	19-64733-0131466	1605	X								X	X	X	X	X	X	X	X	X	X	X	X	X				X	X	X	X	X	X	X	X	X	X	X								X	X		
Los Angeles Unified	Fernangeles Elementary	19-64733-6017024		X								X	X	X	X	X	X	X	X	X	X	X	X	X				X	X	X	X	X	X	X	X	X	X	X								X	X		
Los Angeles Unified	Fifteenth Street Elementary	19-64733-6017032		X								X	X	X	X	X	X	X	X	X	X	X	X	X				X	X	X	X	X	X	X	X	X	X	X								X	X		
Los Angeles Unified	Fifty-Fourth Street Elementary	19-64733-6017040		X								X	X	X	X	X	X	X	X	X	X	X	X	X				X	X	X	X	X	X	X	X	X	X	X								X	X		
Los Angeles Unified	Fifty-Ninth Street Elementary	19-64733-6017057		X								X	X	X	X	X	X	X	X	X	X	X	X	X				X	X	X	X	X	X	X	X	X	X	X								X	X		
Los Angeles Unified	Fifty-Second Street Elementary	19-64733-6017065		X								X	X	X	X	X	X	X	X	X	X	X	X	X				X	X	X	X	X	X	X	X	X	X	X								X	X		
Los Angeles Unified	Figueroa Street Elementary	19-64733-6017073		X								X	X	X	X	X	X	X	X	X	X	X	X	X				X	X	X	X	X	X	X	X	X	X	X								X	X		
Los Angeles Unified	First Street Elementary	19-64733-6017099		X								X	X	X	X	X	X	X	X	X	X	X	X	X				X	X	X	X	X	X	X	X	X	X	X								X	X		
Los Angeles Unified	Fishburn Avenue Elementary	19-64733-6089700		X								X	X	X	X	X	X	X	X	X	X	X	X	X				X	X	X	X	X	X	X	X	X	X	X								X	X		
Los Angeles Unified	Fletcher Drive Elementary	19-64733-6017115		X								X	X	X	X	X	X	X	X	X	X	X	X	X				X	X	X	X	X	X	X	X	X	X	X								X	X		
Los Angeles Unified	Florence Avenue Elementary	19-64733-6017123		X								X	X	X	X	X	X	X	X	X	X	X	X	X				X	X	X	X	X	X	X	X	X	X	X								X	X		
Los Angeles Unified	Florence Griffith Joyner Elementary	19-64733-6018527		X								X	X	X	X	X	X	X	X	X	X	X	X	X				X	X	X	X	X	X	X	X	X	X	X								X	X		
Los Angeles Unified	Florence Nightingale Middle	19-64733-6058192		X								X	X	X	X	X	X	X	X	X	X	X	X	X				X	X	X	X	X	X	X	X	X	X	X	X	X	X	X				X	X	X	
Los Angeles Unified	Ford Boulevard Elementary	19-64733-6017131		X								X	X	X	X	X	X	X	X	X	X	X	X	X				X	X	X	X	X	X	X	X	X	X	X								X	X		
Los Angeles Unified	Forty-Ninth Street Elementary	19-64733-6017149		X								X	X	X	X	X	X	X	X	X	X	X	X	X				X	X	X	X	X	X	X	X	X	X	X								X	X		
Los Angeles Unified	Forty-Second Street Elementary	19-64733-6017156		X								X	X	X	X	X	X	X	X	X	X	X	X	X				X	X	X	X	X	X	X	X	X	X	X								X	X		
Los Angeles Unified	Foshay Learning Center	19-64733-6061451		X								X	X	X	X	X	X	X	X	X	X	X	X	X				X	X	X	X	X	X	X	X	X	X	X	X	X	X	X		X	X	X	X	
Los Angeles Unified	Fourth Street Elementary	19-64733-6017164		X								X	X	X	X	X	X	X	X	X	X	X	X	X				X	X	X	X	X	X	X	X	X	X	X								X	X		
Los Angeles Unified	Fourth Street Primary Center	19-64733-0133744		X								X	X	X	X	X	X	X	X	X	X	X	X	X				X	X	X	X	X	X	X	X	X	X	X								X	X		
Los Angeles Unified	Francisco Bravo Medical Magnet High	19-64733-1995448		X								X	X	X	X	X	X	X	X	X	X	X	X	X				X	X	X	X	X	X	X	X	X	X	X	X	X	X	X		X	X	X	X	
Los Angeles Unified	Francisco Sepulveda Middle	19-64733-6058291		X								X	X	X	X	X	X	X	X	X	X	X	X	X				X	X	X	X	X	X	X	X	X	X	X	X	X	X	X				X	X	X	
Los Angeles Unified	Frank del Olmo Elementary	19-64733-0111971		X								X	X	X	X	X	X	X	X	X	X	X	X	X				X	X	X	X	X	X	X	X	X	X	X								X	X		
Los Angeles Unified	Franklin Avenue Elementary	19-64733-6017172		X								X	X	X	X	X	X	X	X	X	X	X	X	X				X	X	X	X	X	X	X	X	X	X	X								X	X		
Los Angeles Unified	Frida Kahlo High	19-64733-0110668		X								X	X	X	X	X	X	X	X	X	X	X	X	X				X	X	X	X	X	X	X	X	X	X	X	X	X	X	X		X	X	X	X	
Los Angeles Unified	Fries Avenue Elementary	19-64733-6017180		X								X	X	X	X	X	X	X	X	X	X	X	X	X				X	X	X	X	X	X	X	X	X	X	X								X	X		
Los Angeles Unified	Fullbright Avenue Elementary	19-64733-6017198		X								X	X	X	X	X	X	X	X	X	X	X	X	X				X	X	X	X	X	X	X	X	X	X	X								X	X		
Los Angeles Unified	Gabriella Charter	19-64733-0108886	0713	X								X	X	X	X	X	X	X	X	X	X	X	X	X				X	X	X	X	X	X	X	X	X	X	X	X	X	X				X	X	X	
Los Angeles Unified	Gabriella Charter 2	19-64733-0135509	1853	X								X	X	X	X	X	X	X	X	X	X	X	X	X				X	X	X	X	X	X	X	X	X	X	X	X	X	X				X	X	X	
Los Angeles Unified	Garden Grove Elementary	19-64733-6017206		X								X	X	X	X	X	X	X	X	X	X	X	X	X				X	X	X	X	X	X	X	X	X	X	X								X	X		
Los Angeles Unified	Gardena Elementary	19-64733-6017214		X								X	X	X	X	X	X	X	X	X	X	X	X	X				X	X	X	X	X	X	X	X	X	X	X								X	X		
Los Angeles Unified	Gardena Senior High	19-64733-1933241		X								X	X	X	X	X	X	X	X	X	X	X	X	X				X	X	X	X	X	X	X	X	X	X	X	X	X	X	X		X	X	X	X	
Los Angeles Unified	Gardner Street Elementary	19-64733-6017222		X								X	X	X	X	X	X	X	X	X	X	X	X	X				X	X	X	X	X	X	X	X	X	X	X								X	X		
Los Angeles Unified	Garvanza Elementary School Technology and Leadership Magnet	19-64733-6017230		X								X	X	X	X	X	X	X	X	X	X	X	X	X				X	X	X	X	X	X	X	X	X	X	X								X	X		
Los Angeles Unified	Garza (Carmen Lomas) Primary Center	19-64733-0109223		X								X	X	X	X	X	X	X	X	X	X	X	X	X				X	X	X	X	X	X	X	X	X	X	X								X	X		
Los Angeles Unified	Gaspar De Portola Charter Middle	19-64733-6061584	2074	X								X	X	X	X	X	X	X	X	X	X	X	X	X				X	X	X	X	X	X	X	X	X	X	X	X	X	X				X	X	X	
Los Angeles Unified	Gates Street Elementary	19-64733-6017248		X								X	X	X	X	X	X	X	X	X	X	X	X	X				X	X	X	X	X	X	X	X	X	X	X								X	X		
Los Angeles Unified	Gault Street Elementary	19-64733-6017255		X								X	X	X	X	X	X	X	X	X	X	X	X	X				X	X	X	X	X	X	X	X	X	X	X								X	X		
Los Angeles Unified	George De La Torre Jr. Elementary	19-64733-0111955		X								X	X	X	X	X	X	X	X	X	X	X	X	X				X	X	X	X	X	X	X	X	X	X	X	X	X	X				X	X	X	
Los Angeles Unified	George Ellery Hale Charter Academy	19-64733-6061477	1346	X								X	X	X	X	X	X	X	X	X	X	X	X	X				X	X	X	X	X	X	X	X	X	X	X	X	X	X				X	X	X	
Los Angeles Unified	George K. Porter Middle	19-64733-6058242		X								X	X	X	X	X	X	X	X	X	X	X	X	X				X	X	X	X	X	X	X	X	X	X	X	X	X	X				X	X	X	
Los Angeles Unified	George S. Patton Continuation	19-64733-1931518		X								X	X	X	X	X	X	X	X	X	X	X	X	X				X	X	X	X	X	X	X	X	X	X	X	X	X	X	X		X	X	X	X	
Los Angeles Unified	George Washington Carver Middle	19-64733-6057921		X								X	X	X	X	X	X	X	X	X	X	X	X	X				X	X	X	X	X	X	X	X	X	X	X	X	X	X				X	X	X	
Los Angeles Unified	George Washington Preparatory High	19-64733-1939305		X								X	X	X	X	X	X	X	X	X	X	X	X	X				X	X	X	X	X	X	X	X	X	X	X	X	X	X	X		X	X	X	X	
Los Angeles Unified	Gerald A. Lawson Academy of the Arts, Mathematics and Science	19-64733-0126425		X								X	X	X	X	X	X	X	X	X	X	X	X	X				X	X	X	X	X	X	X	X	X	X	X								X	X		
Los Angeles Unified	Germain Academy For Academic Achievement	19-64733-6017263		X								X	X	X	X	X	X	X	X	X	X	X	X	X				X	X	X	X	X	X	X	X	X	X	X								X	X		
Los Angeles Unified	Gil Garcetti Learning Academy	19-64733-6019244		X								X	X	X	X	X	X	X	X	X	X	X	X	X				X	X	X	X	X	X	X	X	X	X	X								X	X		
Los Angeles Unified	Girls Academic Leadership Academy, Dr. Michelle King School for Sci, Tech, Eng and Math	19-64733-0133603		X								X	X	X	X	X	X	X	X	X	X	X	X	X				X	X	X	X	X	X	X	X	X	X	X	X	X	X	X		X	X	X	X	
Los Angeles Unified	Girls Athletic Leadership School Los Angeles	19-64733-0133710	1791	X								X	X	X	X	X	X	X	X	X	X	X	X	X				X	X	X	X	X	X	X	X	X	X	X	X	X	X				X	X	X	
Los Angeles Unified	Glassell Park ES Science, Technology, Engineering, Arts and Math Magnet	19-64733-6017271		X								X	X	X	X	X	X	X	X	X	X	X	X	X				X	X	X	X	X	X	X	X	X	X	X								X	X		
Los Angeles Unified	Gledhill Street Elementary	19-64733-6017289		X								X	X	X	X	X	X	X	X	X	X	X	X	X				X	X	X	X	X	X	X	X	X	X	X								X	X		
Los Angeles Unified	Glen Alta Elementary	19-64733-6017297		X								X	X	X	X	X	X	X	X	X	X	X	X	X				X	X	X	X	X	X	X	X	X	X	X								X	X		
Los Angeles Unified	Glenfeliz Boulevard Elementary	19-64733-6017305		X								X	X	X	X	X	X	X	X	X	X	X	X	X				X	X	X	X	X	X	X	X	X	X	X								X	X		
Los Angeles Unified	Glenn Hammond Curtiss Middle	19-64733-6066294		X								X	X	X	X	X	X	X	X	X	X	X	X	X				X	X	X	X	X	X	X	X	X	X	X	X	X	X				X	X	X	
Los Angeles Unified	Glenwood Elementary	19-64733-6017313		X								X	X	X	X	X	X	X	X	X	X	X	X	X				X	X	X	X	X	X	X	X	X	X	X								X	X		
Los Angeles Unified	Global Education Academy	19-64733-0114967	0934	X								X	X	X	X	X	X	X	X	X	X	X	X	X				X	X	X	X	X	X	X	X	X	X	X	X	X	X				X	X	X	
Los Angeles Unified	Goethe International Charter	19-64733-0117978	1036	X								X	X	X	X	X	X	X	X	X	X	X	X	X				X	X	X	X	X	X	X	X	X	X	X	X	X	X				X	X	X	
Los Angeles Unified	Graham Elementary	19-64733-6017321		X								X	X	X	X	X	X	X	X	X	X	X	X	X				X	X	X	X	X	X	X	X	X	X	X								X	X		
Los Angeles Unified	Granada Elementary	19-64733-6017339		X								X	X	X	X	X	X	X	X	X	X	X	X	X				X	X	X	X	X	X	X	X	X	X	X								X	X		
Los Angeles Unified	Granada Hills Charter	19-64733-1933746	0572	X								X	X	X	X	X	X	X	X	X	X	X	X	X				X	X	X	X	X	X	X	X	X	X	X	X	X	X	X		X	X	X	X	
Los Angeles Unified	Grand View Boulevard Elementary	19-64733-6017347		X								X	X	X	X	X	X	X	X	X	X	X	X	X				X	X	X	X	X	X	X	X	X	X	X								X	X		
Los Angeles Unified	Grant Elementary	19-64733-6017354		X								X	X	X	X	X	X	X	X	X	X	X	X	X				X	X	X	X	X	X	X	X	X	X	X								X	X		
Los Angeles Unified	Grape Street Elementary	19-64733-6017362		X								X	X	X	X	X	X	X	X	X	X	X	X	X				X	X	X	X	X	X	X	X	X	X	X								X	X		
Los Angeles Unified	Gratts Learning Academy for Young Scholars (GLAYS)	19-64733-6113419		X								X	X	X	X	X	X	X	X	X	X	X	X	X				X	X	X	X	X	X	X	X	X	X	X								X	X		
Los Angeles Unified	Gridley-Montañez Dual Language Academy	19-64733-6017388		X								X	X	X	X	X	X	X	X	X	X	X	X	X				X	X	X	X	X	X	X	X	X	X	X								X	X		
Los Angeles Unified	Griffin Avenue Elementary	19-64733-6017396		X								X	X	X	X	X	X	X	X	X	X	X	X	X				X	X	X	X	X	X	X	X	X	X	X								X	X		
Los Angeles Unified	Griffith Middle	19-64733-6058036		X								X	X	X	X	X	X	X	X	X	X	X	X	X				X	X	X	X	X	X	X	X	X	X	X	X	X	X				X	X	X	
Los Angeles Unified	Grover Cleveland Charter High	19-64733-1931864	1571	X								X	X	X	X	X	X	X	X	X	X	X	X	X				X	X	X	X	X	X	X	X	X	X	X	X	X	X	X		X	X	X	X	
Los Angeles Unified	Gulf Avenue Elementary	19-64733-6017404		X								X	X	X	X	X	X	X	X	X	X	X	X	X				X	X	X	X	X	X	X	X	X	X	X								X	X		
Los Angeles Unified	Haddon Avenue Elementary	19-64733-6017412		X								X	X	X	X	X	X	X	X	X	X	X	X	X				X	X	X	X	X	X	X	X	X	X	X								X	X		
Los Angeles Unified	Halldale Elementary	19-64733-6017420		X								X	X	X	X	X	X	X	X	X	X	X	X	X				X	X	X	X	X	X	X	X	X	X	X								X	X		
Los Angeles Unified	Hamlin Charter Academy	19-64733-6017438	1472	X								X	X	X	X	X	X	X	X	X	X	X	X	X				X	X	X	X	X	X	X	X	X	X	X								X	X		
Los Angeles Unified	Hancock Park Elementary	19-64733-6017453		X								X	X	X	X	X	X	X	X	X	X	X	X	X				X	X	X	X	X	X	X	X	X	X	X								X	X		
Los Angeles Unified	Harbor City Elementary	19-64733-6017461		X								X	X	X	X	X	X	X	X	X	X	X	X	X				X	X	X	X	X	X	X	X	X	X	X								X	X		
Los Angeles Unified	Harbor Occupational Center	19-64733-1930114		X								X	X	X	X	X	X	X	X	X	X	X	X	X				X	X	X	X	X	X	X	X	X	X	X								X	X	X	
Los Angeles Unified	Harding Street Elementary	19-64733-6017479		X								X	X	X	X	X	X	X	X	X	X	X	X	X				X	X	X	X	X	X	X	X	X	X	X								X	X		
Los Angeles Unified	Harmony Elementary	19-64733-0106955		X								X	X	X	X	X	X	X	X	X	X	X	X	X				X	X	X	X	X	X	X	X	X	X	X								X	X		
Los Angeles Unified	Harold McAlister High (Opportunity)	19-64733-1930619		X								X	X	X	X	X	X	X	X	X	X	X	X	X				X	X	X	X	X	X	X	X	X	X	X	X	X	X	X		X	X	X	X	
Los Angeles Unified	Harris Newmark Continuation	19-64733-1930296		X								X	X	X	X	X	X	X	X	X	X	X	X	X				X	X	X	X	X	X	X	X	X	X	X	X	X	X	X		X	X	X	X	

Attachment VI—Specialized Academic Instruction (SAI)/Specially Designed

Enter all special education Services provided by the SELPA's LEA membership and location (site) where they are provided. If code 900 is selected, the specific special education service must be defined in Local Plan Section E: Annual Service Plan. Licensing, certification, and provider qualifications for each identified service must be in accordance with law (see the Local Plan Guidance Document for more information). Attachment VI must be included with each Local Plan Section E: Annual Service Plan submission to the California Department of Education (CDE).

For each LEA school/site name identified in "Column A," place an "x" in the corresponding instructional and/or related service that is provided by the LEA/school site

DATE: 4/21/2026
FISCAL YEAR: 2025-26
SELPA NAME: Los Angeles Unified

CDE Official Local Educational Agency Name	School or Site Name	County/District/ School Code (xx-xxxxx-xxxxxxx)	Charter Number (if applicable) (xxxx)	330	210	220	230	240	250	260	270	340	415	425	435	436	445	450	460	510	515	520	525	530	535	540	545	610	710	715	720	725	730	735	740	745	750	755	760	820	830	840	850	855	860	865	870	890	900
Los Angeles Unified	Harrison Street Elementary	19-64733-6017487		X								X	X	X	X	X	X	X	X	X	X	X	X	X				X	X	X	X	X	X	X	X	X	X	X	X							X	X		
Los Angeles Unified	Harry Bridges Span	19-64733-0126581		X								X	X	X	X	X	X	X	X	X	X	X	X	X				X	X	X	X	X	X	X	X	X	X	X	X	X	X	X				X	X	X	
Los Angeles Unified	Hart Street Elementary	19-64733-6017495		X								X	X	X	X	X	X	X	X	X	X	X	X	X				X	X	X	X	X	X	X	X	X	X	X	X							X	X		
Los Angeles Unified	Harvard Elementary	19-64733-0109314		X								X	X	X	X	X	X	X	X	X	X	X	X	X				X	X	X	X	X	X	X	X	X	X	X	X							X	X		
Los Angeles Unified	Haskell Elementary Science Technology Engineering Arts And Mathematics (STEAM) Magnet	19-64733-6017503		X								X	X	X	X	X	X	X	X	X	X	X	X	X				X	X	X	X	X	X	X	X	X	X	X	X							X	X		
Los Angeles Unified	Hawaiian Avenue Elementary	19-64733-6017511		X								X	X	X	X	X	X	X	X	X	X	X	X	X				X	X	X	X	X	X	X	X	X	X	X	X							X	X		
Los Angeles Unified	Haynes Charter for Enriched Studies	19-64733-6017529	1470	X								X	X	X	X	X	X	X	X	X	X	X	X	X				X	X	X	X	X	X	X	X	X	X	X	X							X	X		
Los Angeles Unified	Hazeltine Avenue Elementary	19-64733-6017537		X								X	X	X	X	X	X	X	X	X	X	X	X	X				X	X	X	X	X	X	X	X	X	X	X	X							X	X		
Los Angeles Unified	Helen Bernstein High	19-64733-0117069		X								X	X	X	X	X	X	X	X	X	X	X	X	X				X	X	X	X	X	X	X	X	X	X	X	X	X	X	X	X		X	X	X	X	
Los Angeles Unified	Heliotrope Avenue Elementary	19-64733-6017545		X								X	X	X	X	X	X	X	X	X	X	X	X	X				X	X	X	X	X	X	X	X	X	X	X	X							X	X		
Los Angeles Unified	Henry David Thoreau Continuation	19-64733-1932250		X								X	X	X	X	X	X	X	X	X	X	X	X	X				X	X	X	X	X	X	X	X	X	X	X	X	X	X	X	X		X	X	X	X	
Los Angeles Unified	Henry T. Gage Middle	19-64733-6061469		X								X	X	X	X	X	X	X	X	X	X	X	X	X				X	X	X	X	X	X	X	X	X	X	X	X	X	X	X				X	X	X	
Los Angeles Unified	Herrick Avenue Elementary	19-64733-6017552		X								X	X	X	X	X	X	X	X	X	X	X	X	X				X	X	X	X	X	X	X	X	X	X	X	X							X	X		
Los Angeles Unified	Hesby Oaks Leadership Academy	19-64733-0112060	1468	X								X	X	X	X	X	X	X	X	X	X	X	X	X				X	X	X	X	X	X	X	X	X	X	X	X	X	X	X				X	X	X	
Los Angeles Unified	High Tech LA	19-64733-0100677	0537	X								X	X	X	X	X	X	X	X	X	X	X	X	X				X	X	X	X	X	X	X	X	X	X	X	X	X	X	X	X		X	X	X	X	
Los Angeles Unified	High Tech LA Middle	19-64733-0137471	1929	X								X	X	X	X	X	X	X	X	X	X	X	X	X				X	X	X	X	X	X	X	X	X	X	X	X	X	X	X				X	X	X	
Los Angeles Unified	Highland Park Continuation	19-64733-1931393		X								X	X	X	X	X	X	X	X	X	X	X	X	X				X	X	X	X	X	X	X	X	X	X	X	X	X	X	X	X		X	X	X	X	
Los Angeles Unified	Hillcrest Drive Elementary	19-64733-6017586		X								X	X	X	X	X	X	X	X	X	X	X	X	X				X	X	X	X	X	X	X	X	X	X	X	X							X	X		
Los Angeles Unified	Hillery T. Broadous Elementary	19-64733-6017081		X								X	X	X	X	X	X	X	X	X	X	X	X	X				X	X	X	X	X	X	X	X	X	X	X	X							X	X		
Los Angeles Unified	Hillside Elementary	19-64733-6017594		X								X	X	X	X	X	X	X	X	X	X	X	X	X				X	X	X	X	X	X	X	X	X	X	X	X							X	X		
Los Angeles Unified	Hobart Boulevard Elementary	19-64733-6017602		X								X	X	X	X	X	X	X	X	X	X	X	X	X				X	X	X	X	X	X	X	X	X	X	X	X							X	X		
Los Angeles Unified	Hollenbeck Middle	19-64733-6058051		X								X	X	X	X	X	X	X	X	X	X	X	X	X				X	X	X	X	X	X	X	X	X	X	X	X	X	X	X				X	X	X	
Los Angeles Unified	Hollywood Elementary	19-64733-0109298		X								X	X	X	X	X	X	X	X	X	X	X	X	X				X	X	X	X	X	X	X	X	X	X	X	X							X	X		
Los Angeles Unified	Hollywood Senior High	19-64733-1934033		X								X	X	X	X	X	X	X	X	X	X	X	X	X				X	X	X	X	X	X	X	X	X	X	X	X	X	X	X	X		X	X	X	X	
Los Angeles Unified	Holmes Avenue Elementary	19-64733-6017610		X								X	X	X	X	X	X	X	X	X	X	X	X	X				X	X	X	X	X	X	X	X	X	X	X	X							X	X		
Los Angeles Unified	Hooper Avenue Elementary	19-64733-6017628		X								X	X	X	X	X	X	X	X	X	X	X	X	X				X	X	X	X	X	X	X	X	X	X	X	X							X	X		
Los Angeles Unified	Hooper Avenue Primary Center	19-64733-0109249		X								X	X	X	X	X	X	X	X	X	X	X	X	X				X	X	X	X	X	X	X	X	X	X	X	X							X	X		
Los Angeles Unified	Hoover Street Elementary	19-64733-6017636		X								X	X	X	X	X	X	X	X	X	X	X	X	X				X	X	X	X	X	X	X	X	X	X	X	X							X	X		
Los Angeles Unified	Hope Street Elementary	19-64733-0109421		X								X	X	X	X	X	X	X	X	X	X	X	X	X				X	X	X	X	X	X	X	X	X	X	X	X							X	X		
Los Angeles Unified	Horace Mann UCLA Community	19-64733-0135681		X								X	X	X	X	X	X	X	X	X	X	X	X	X				X	X	X	X	X	X	X	X	X	X	X	X	X	X	X	X		X	X	X	X	
Los Angeles Unified	Hubbard Street Elementary	19-64733-6017644		X								X	X	X	X	X	X	X	X	X	X	X	X	X				X	X	X	X	X	X	X	X	X	X	X	X							X	X		
Los Angeles Unified	Hubert Howe Bancroft Middle	19-64733-6057871		X								X	X	X	X	X	X	X	X	X	X	X	X	X				X	X	X	X	X	X	X	X	X	X	X	X	X	X	X				X	X	X	
Los Angeles Unified	Humanitas Academy of Art and Technology at Esteban E. Torres High No. 4	19-64733-0122358		X								X	X	X	X	X	X	X	X	X	X	X	X	X				X	X	X	X	X	X	X	X	X	X	X	X	X	X	X	X		X	X	X	X	
Los Angeles Unified	Humanities and Arts (HARTS) Academy of Los Angeles	19-64733-0127787		X								X	X	X	X	X	X	X	X	X	X	X	X	X				X	X	X	X	X	X	X	X	X	X	X	X	X	X	X	X		X	X	X	X	
Los Angeles Unified	Humphreys Avenue Elementary	19-64733-6017651		X								X	X	X	X	X	X	X	X	X	X	X	X	X				X	X	X	X	X	X	X	X	X	X	X	X							X	X		
Los Angeles Unified	Huntington Drive Elementary	19-64733-6017669		X								X	X	X	X	X	X	X	X	X	X	X	X	X				X	X	X	X	X	X	X	X	X	X	X	X							X	X		
Los Angeles Unified	Huntington Park Elementary	19-64733-0111997		X								X	X	X	X	X	X	X	X	X	X	X	X	X				X	X	X	X	X	X	X	X	X	X	X	X							X	X		
Los Angeles Unified	Huntington Park Senior High	19-64733-1934157		X								X	X	X	X	X	X	X	X	X	X	X	X	X				X	X	X	X	X	X	X	X	X	X	X	X	X	X	X	X		X	X	X	X	
Los Angeles Unified	ICEF Innovation Los Angeles Charter	19-64733-0117952	1037	X								X	X	X	X	X	X	X	X	X	X	X	X	X				X	X	X	X	X	X	X	X	X	X	X	X							X	X		
Los Angeles Unified	ICEF View Park Preparatory Elementary	19-64733-6117048	0190	X								X	X	X	X	X	X	X	X	X	X	X	X	X				X	X	X	X	X	X	X	X	X	X	X	X							X	X		
Los Angeles Unified	ICEF View Park Preparatory High	19-64733-0101196	0543	X								X	X	X	X	X	X	X	X	X	X	X	X	X				X	X	X	X	X	X	X	X	X	X	X	X	X	X	X	X		X	X	X	X	
Los Angeles Unified	ICEF View Park Preparatory Middle	19-64733-6121081	0506	X								X	X	X	X	X	X	X	X	X	X	X	X	X				X	X	X	X	X	X	X	X	X	X	X	X	X	X	X				X	X	X	
Los Angeles Unified	ICEF Vista Elementary Academy	19-64733-0117937	1039	X								X	X	X	X	X	X	X	X	X	X	X	X	X				X	X	X	X	X	X	X	X	X	X	X	X							X	X		
Los Angeles Unified	ICEF Vista Middle Academy	19-64733-0115287	0953	X								X	X	X	X	X	X	X	X	X	X	X	X	X				X	X	X	X	X	X	X	X	X	X	X	X	X	X	X				X	X	X	
Los Angeles Unified	Independence Continuation	19-64733-1931690		X								X	X	X	X	X	X	X	X	X	X	X	X	X				X	X	X	X	X	X	X	X	X	X	X	X	X	X	X	X		X	X	X	X	
Los Angeles Unified	Independence Elementary	19-64733-6114722		X								X	X	X	X	X	X	X	X	X	X	X	X	X				X	X	X	X	X	X	X	X	X	X	X	X							X	X		
Los Angeles Unified	Ingenium Charter	19-64733-0121137	1157	X								X	X	X	X	X	X	X	X	X	X	X	X	X				X	X	X	X	X	X	X	X	X	X	X	X							X	X		
Los Angeles Unified	Ingenium Charter Middle	19-64733-0127985	1536	X								X	X	X	X	X	X	X	X	X	X	X	X	X				X	X	X	X	X	X	X	X	X	X	X	X	X	X	X				X	X	X	
Los Angeles Unified	International Studies Learning Center at Legacy High School Complex	19-64733-0107011		X								X	X	X	X	X	X	X	X	X	X	X	X	X				X	X	X	X	X	X	X	X	X	X	X	X	X	X	X	X		X	X	X	X	
Los Angeles Unified	Invictus Leadership Academy	19-64733-0140111	2088	X								X	X	X	X	X	X	X	X	X	X	X	X	X				X	X	X	X	X	X	X	X	X	X	X	X	X	X	X				X	X	X	
Los Angeles Unified	Iovine and Young Center	19-64733-0141630		X								X	X	X	X	X	X	X	X	X	X	X	X	X				X	X	X	X	X	X	X	X	X	X	X	X	X	X	X	X		X	X	X	X	
Los Angeles Unified	ISANA Cardinal Academy	19-64733-0123984	1285	X								X	X	X	X	X	X	X	X	X	X	X	X	X				X	X	X	X	X	X	X	X	X	X	X	X	X	X	X				X	X	X	
Los Angeles Unified	ISANA Himalia Academy	19-64733-0135954	1858	X								X	X	X	X	X	X	X	X	X	X	X	X	X				X	X	X	X	X	X	X	X	X	X	X	X	X	X	X				X	X	X	
Los Angeles Unified	ISANA Nascent Academy	19-64733-0108910	0716	X								X	X	X	X	X	X	X	X	X	X	X	X	X				X	X	X	X	X	X	X	X	X	X	X	X	X	X	X				X	X	X	
Los Angeles Unified	ISANA Octavia Academy	19-64733-0122655	1232	X								X	X	X	X	X	X	X	X	X	X	X	X	X				X	X	X	X	X	X	X	X	X	X	X	X	X	X	X				X	X	X	
Los Angeles Unified	ISANA Palmati Academy	19-64733-0123166	1246	X								X	X	X	X	X	X	X	X	X	X	X	X	X				X	X	X	X	X	X	X	X	X	X	X	X	X	X	X				X	X	X	
Los Angeles Unified	Ivanhoe Elementary	19-64733-6017685		X								X	X	X	X	X	X	X	X	X	X	X	X	X				X	X	X	X	X	X	X	X	X	X	X	X							X	X		
Los Angeles Unified	Ivy Academia	19-64733-0106351	0619	X								X	X	X	X	X	X	X	X	X	X	X	X	X				X	X	X	X	X	X	X	X	X	X	X	X	X	X	X				X	X	X	
Los Angeles Unified	Jack London Community Day	19-64733-0116954		X								X	X	X	X	X	X	X	X	X	X	X	X	X				X	X	X	X	X	X	X	X	X	X	X	X	X	X	X	X		X	X	X	X	
Los Angeles Unified	Jack London Continuation	19-64733-1931450		X								X	X	X	X	X	X	X	X	X	X	X	X	X				X	X	X	X	X	X	X	X	X	X	X	X	X	X	X	X		X	X	X	X	
Los Angeles Unified	Jaime Escalante Elementary	19-64733-0122168		X								X	X	X	X	X	X	X	X	X	X	X	X	X				X	X	X	X	X	X	X	X	X	X	X	X							X	X		
Los Angeles Unified	James A. Garfield Senior High	19-64733-1933381		X								X	X	X	X	X	X	X	X	X	X	X	X	X				X	X	X	X	X	X	X	X	X	X	X	X	X	X	X	X		X	X	X	X	
Los Angeles Unified	James J. McBride Special Education Center	19-64733-6060511		X								X	X	X	X	X	X	X	X	X	X	X	X	X				X	X	X	X	X	X	X	X	X	X	X	X	X	X	X	X		X	X	X	X	
Los Angeles Unified	James Jordan Middle	19-64733-0109884	0734	X								X	X	X	X	X	X	X	X	X	X	X	X	X				X	X	X	X	X	X	X	X	X	X	X	X	X	X	X				X	X	X	
Los Angeles Unified	James Madison Middle	19-64733-6061519		X								X	X	X	X	X	X	X	X	X	X	X	X	X				X	X	X	X	X	X	X	X	X	X	X	X	X	X	X				X	X	X	
Los Angeles Unified	James Monroe High	19-64733-1935865		X								X	X	X	X	X	X	X	X	X	X	X	X	X				X	X	X	X	X	X	X	X	X	X	X	X	X	X	X	X		X	X	X	X	
Los Angeles Unified	Jane Addams Continuation	19-64733-1932334		X								X	X	X	X	X	X	X	X	X	X	X	X	X				X	X	X	X	X	X	X	X	X	X	X	X	X	X	X	X		X	X	X	X	
Los Angeles Unified	Joaquin Miller Career and Transition Center	19-64733-1935717		X								X	X	X	X	X	X	X	X	X	X	X	X	X				X	X	X	X	X	X	X	X	X	X	X	X	X	X	X	X		X	X	X	X	
Los Angeles Unified	John A. Sutter Middle	19-64733-6058325		X								X	X	X	X	X	X	X	X	X	X	X	X	X				X	X	X	X	X	X	X	X	X	X	X	X	X	X	X				X	X	X	
Los Angeles Unified	John Adams Middle	19-64733-6057855		X								X	X	X	X	X	X	X	X	X	X	X	X	X				X	X	X	X	X	X	X	X	X	X	X	X	X	X	X				X	X	X	
Los Angeles Unified	John B. Monlux Elementary	19-64733-6018196		X								X	X	X	X	X	X	X	X	X	X	X	X	X				X	X	X	X	X	X	X	X	X	X	X	X							X	X		
Los Angeles Unified	John Burroughs Middle	19-64733-6061410		X								X	X	X	X	X	X	X	X	X	X	X	X	X				X	X	X	X	X	X	X	X	X	X	X	X	X	X	X				X	X	X	
Los Angeles Unified	John C. Fremont Senior High	19-64733-1933118		X								X	X	X	X	X	X	X	X	X	X	X	X	X				X	X	X	X	X	X	X	X	X	X	X	X	X	X	X	X		X	X	X	X	
Los Angeles Unified	John F. Kennedy High	19-64733-1939941		X								X	X	X	X	X	X	X	X	X	X	X	X	X				X	X	X	X	X	X	X	X	X	X	X	X	X	X	X	X		X	X	X	X	
Los Angeles Unified	John H. Francis Polytechnic	19-64733-1932987		X								X	X	X	X	X	X	X	X	X	X	X	X	X				X	X	X	X	X	X	X	X	X	X	X	X	X	X	X	X		X	X	X	X	
Los Angeles Unified	John H. Liechty Middle	19-64733-0114199		X								X	X	X	X	X	X	X	X	X	X	X	X	X				X	X	X	X	X	X	X	X	X	X	X	X	X	X	X				X	X	X	
Los Angeles Unified	John Hope Continuation	19-64733-1931971		X								X	X	X	X	X	X	X	X	X	X	X	X	X				X	X	X	X	X	X	X	X	X	X	X	X	X	X	X	X		X	X	X	X	
Los Angeles Unified	John Marshall Senior High	19-64733-1935568		X								X	X	X	X	X	X	X	X	X	X	X	X	X				X	X	X	X	X	X	X	X	X	X	X	X	X	X	X	X		X	X	X	X	
Los Angeles Unified	John Muir Middle	19-64733-6058176		X								X	X	X	X	X	X	X	X	X	X	X	X	X				X	X	X	X	X	X	X	X	X	X	X	X	X	X	X				X	X	X	
Los Angeles Unified	John R. Wooden High	19-64733-1930940		X								X	X	X	X	X	X	X	X	X	X	X	X	X				X	X	X	X	X	X	X	X	X	X	X	X	X	X	X	X		X	X	X	X	
Los Angeles Unified	John W. Mack Elementary	19-64733-0109355		X								X	X	X	X	X	X	X	X	X	X	X	X	X				X	X	X	X	X	X	X	X	X	X	X	X							X	X		
Los Angeles Unified	Johnnie Cochran, Jr., Middle	19-64733-6061535		X								X	X	X	X	X	X	X	X	X	X	X	X	X				X	X	X	X	X	X	X	X	X	X	X	X	X	X	X				X	X	X	
Los Angeles Unified	Jordan High	19-64733-1934454		X								X	X	X	X	X	X	X	X	X	X	X	X	X				X	X	X	X	X	X	X	X	X	X	X	X	X	X	X	X		X	X	X	X	

Attachment VI—Specialized Academic Instruction (SAI)/Specially Designed

Enter all special education Services provided by the SELPA's LEA membership and location (site) where they are provided. If code 900 is selected, the specific special education service must be defined in Local Plan Section E: Annual Service Plan. Licensing, certification, and provider qualifications for each identified service must be in accordance with law (see the Local Plan Guidance Document for more information). Attachment VI must be included with each Local Plan Section E: Annual Service Plan submission to the California Department of Education (CDE).

For each LEA school/site name identified in "Column A," place an "x" in the corresponding instructional and/or related service that is provided by the LEA/school site

DATE: 4/21/2026
FISCAL YEAR: 2025-26
SELPA NAME: Los Angeles Unified

CDE Official Local Educational Agency Name	School or Site Name	County/District/ School Code (xx-xxxxx-xxxxxxx)	Charter Number (if applicable) (xxxx)	330	210	220	230	240	250	260	270	340	415	425	435	436	445	450	460	510	515	520	525	530	535	540	545	610	710	715	720	725	730	735	740	745	750	755	760	820	830	840	850	855	860	865	870	890	900
Los Angeles Unified	Joseph Le Conte Middle	19-64733-6061501		X								X	X	X	X	X	X	X	X	X	X	X	X	X	X			X	X	X	X	X	X	X	X	X	X	X	X	X	X	X				X	X	X	
Los Angeles Unified	Joseph Pomeroy Widney Career Preparatory and Transition Center	19-64733-1939784		X								X	X	X	X	X	X	X	X	X	X	X	X	X	X			X	X	X	X	X	X	X	X	X	X	X	X	X	X	X	X		X	X	X	X	
Los Angeles Unified	Judith F. Baca Arts Academy	19-64733-0122176		X								X	X	X	X	X	X	X	X	X	X	X	X	X	X			X	X	X	X	X	X	X	X	X	X	X	X							X	X		

Return to Order of Business

TAB 15

Los Angeles Unified School District

333 South Beaudry Ave,
Los Angeles, CA 90017

Board of Education Report

File #: Rep-432-25/26, Version: 1 Agenda Date: 6/12/2026
In Control: Federal & State Education Programs

Approval to Submit Multi-part Data Collection Application for the 2026-27 Consolidated Federal and State Categorical Funding Aid Programs to the California Department of Education
Division of Instruction
Human Resources Division
Division of Special Education and Specialized Programs

Brief Description:
(Approval to Submit Multi-part Data Collection Application for the 2026-27 Consolidated Federal and State Categorical Funding Aid Programs to the California Department of Education). Recommends approval to submit the multi-part data collection application for the 2026-27 Consolidated Federal and State Categorical Funding Aid Programs to the California Department of Education (CDE) to apply for and manage federal and state categorical funding, with an estimated entitlement amount of $445 million.

Action Proposed:
Approval to submit the multi-part data collection application for the 2026-27 Consolidated Federal and State Categorical Funding Aid Programs to the California Department of Education (CDE), and to include the estimated entitlement amount of $445 Million in the Superintendent's 2026-27 Budget.

Background:
The Consolidated Application is a multi-part data collection with multiple due dates throughout the year. The Consolidated Application and Reporting System (CARS) Data Collection Schedules are as follows:

- 2026-2027 CARS Spring Data Collection - certification due 08/15/2026.
- 2026-2027 CARS Winter Data Collection - certification due 02/15/2027.

The Consolidated Application collects the following information: applications for federal funding, legal assurances, categorical program budget and expenditure reports, and categorical program activity reports.

Expected Outcomes:
The approval of the FY2026-27 Consolidated Application will allow the district to file multiple Consolidated Application Data Collections with the California Department of Education.

Board Options and Consequences:
A consequence of not submitting the application is the elimination of supplemental programs that provide direct services. The impact will be an estimated loss of more than $445.0 million dollars for the 2026-27 fiscal year. Central offices and school sites that receive funding through the Consolidated Application (across Titles I-IV) will need to look at other sources of funding for budgeted positions and expenditures for the 2026-27 fiscal year.

Policy Implications:
No District policy will be changed by approval of this action.

Budget Impact:
The estimated entitlement amount of $445.0 million in federal programs includes the following:

Funding Source	Amount
Title I, Part A (Socioeconomically Disadvantaged)	379,488,682
Title II, Part A (Effective Teachers and Leaders)	26,390,398
Title III, Part A (Immigrant and English Learners)	10,557,420
Title IV, Part A (Student Support and Academic Enrichment)	28,589,206
TOTAL	445,025,706

Student Impact:
The federal formula grant funds have a direct impact on students, their teachers, and their parents.

- Title I, Part A funds provide instructional support and interventions for at-risk, homeless and neglected students, and pay for supplemental instructional materials, parent engagement activities, curricular trips, and equipment such as computers and projectors for instructional use. Title I, Part A funds also support the funding of supplemental positions such as teachers, counselors, psychologists, teacher assistants, coordinators, instructional coaches, community reps for parent engagement, etc.
- Title II, Part A funds provide essential support for professional development and induction programs tailored for teachers, support staff, and instructional leaders. These resources are also utilized to maintain the professional learning network, strengthen the district's teacher and administrator evaluation processes, and provide specialized induction for beginning teachers and administrators.
- Title III, Part A funds are used to provide professional development to teachers and school leaders, as well as to fund Multilingual Multicultural Accelerated Learning Coaches, International Newcomer Aides, and other supplemental instructional supports for English Learners and immigrant students.
- Title IV, Part A funds provide programs to support a well-rounded education, including but not limited to professional development on STEAM, Secondary Math, Elementary English Language Arts, and college and career readiness. This program also supports safe and healthy schools through professional development, materials and direct services. Title IV also supports effective integration of technology into instruction.

Equity Impact:

Component	Score	Score Rationale
Recognition	3	The funds allocated via the Consolidated Application are formula-funded grants that are heavily based upon the number of children in low-income families (Title I, II, and IV) or the number of English Language Learners (Title III).

Component	Score	Score Rationale
Resource Prioritization	3	Resources (i.e., Title I and III) allocated to schools are based upon the needs of students and are described in the School Plan for Student Achievement (SPSA). For all funds received through the Consolidated Application that are centrally administered, schools are prioritized to receive services based on need, e.g. if they are identified by the state's accountability system, or other data.
Results	3	Implementation of an evidence-based program is required for Title I funds allocated to schools.
TOTAL	9	

Issues and Analysis:
None

Attachments:
None

Submitted:
05/14/26

RESPECTFULLY SUBMITTED,

ANDRES E. CHAIT
Acting Superintendent

APPROVED & PRESENTED BY:

PEDRO SALCIDO
Deputy Superintendent
Office of the Superintendent

REVIEWED BY:

DEVORA NAVERA REED
General Counsel

✓ Approved as to form.

APPROVED & PRESENTED BY:

KARLA V. ESTRADA
Deputy Superintendent
Office of Instruction

APPROVED & PRESENTED BY:

KURT E. JOHN
Deputy Chief Financial Officer

✓ Approved as to budget impact statement.

APPROVED & PRESENTED BY:

FRANCES E. BAEZ
Chief Academic Officer
Office of Chief Academic Officer

APPROVED & PRESENTED BY:

FRANCISCO SERRATO
Chief Human Resource Officer
Office of the Chief Human Resources Officer

APPROVED & PRESENTED BY:

ANTHONY AGUILAR
Chief of Special Ed & Specialized Programs
Office of Special Ed & Specialized Programs

Return to Order of Business

TAB 16

Los Angeles Unified School District

333 South Beaudry Ave,
Los Angeles, CA 90017

Board of Education Report

File #: Rep-429-25/26, **Version:** 1 **Agenda Date:** 6/12/2026
In Control: Business & Finance Division

Donations of Money to the District
Finance Division

Brief Description:
(Donations of Money to the District) Recommends approval of the donation of money to the District totaling $374,187.00.

Action Proposed:
Approve to accept the donations of money to the District totaling $374,187.00. It is recommended that the donations be accepted; that appreciation is expressed to the donors for their contribution by way of this report; and the Controller be authorized to draw checks for the purposes indicated on the donation.

Background:
The District receives donations from any individuals, foundations or organizations who desire to support its educational programs. Information such as donor name, amount or value, school or office receiving the donations and the purpose of the donation are presented in the board report for approval.

Expected Outcomes:
The Board shall be approving donations received.

Board Options and Consequences:
A “Yes” vote approves the donations of money made to the District.
A “No” vote would cause the non-acceptance of cash donations made to the District.

Policy Implications:
This Board report does not change any school policy.

Budget Impact:
This Board report approves financial transactions but does not change the budget authority.

Student Impact:
This Board report highlights donations made to the District, which support its educational programs.

Equity Impact:
Not applicable. A routine transaction.

Issues and Analysis:
The Board shall be approving routine District financial transactions.

File #: Rep-429-25/26, **Version:** 1 **Agenda Date:** 6/12/2026
In Control: Business & Finance Division

Attachments:
Attachment A - List of Donations of Money

Submitted:
06/12/26

RESPECTFULLY SUBMITTED,

ANDRES E. CHAIT
Acting Superintendent

APPROVED & PRESENTED BY:

PEDRO SALCIDO
Deputy Superintendent
Office of the Deputy Superintendent

REVIEWED BY:

DEVORA NAVERA REED
General Counsel

✓ Approved as to form.

APPROVED & PRESENTED BY:

SAMAN BRAVO-KARIMI
Chief Financial Officer
Finance Division

REVIEWED BY:

KURT E. JOHN
Deputy Chief Financial Officer

✓ Approved as to budget impact statement.

ATTACHMENT A

List of Donations of Money to the District
File #: Rep-429-25/26 **Version: 1** **Agenda Date:** 6/12/2026
In Control: Finance Division

Date: 4/1/2026
Donor: Friends of Ivanhoe
Donation: $170,429.00
For use at: Ivanhoe Elementary School, Board District 5, Region West
Purpose: To provide funding for Intervention Coordinator (Salary, Potential Variance and X-Time) for FY 2026-27.

Date: 4/13/2026
Donor: Dixie Canyon Elementary Parent Teacher Association (PTA)
Donation: $119,400.00
For use at: Dixie Canyon Community Charter, Board District 3, Region North
Purpose: To provide funding for Professional Experts (Physical Education Coach, Theatre Arts Professional, Visual Arts Professional, STEAM Professional Expert) for FY 2026-27.

Date: 4/13/2026
Donor: Friends of Westminster
Donation: $45,000.00
For use at: Westminster MTES Magnet, Board District 4, Region West
Purpose: To provide funding for Student/Staff incentives or appreciation, general supplies, instructional materials, Class Size Reduction Teachers, teacher assistants, campus or supervision aides, instructional aides, substitute teachers, teacher x-time, clerical overtime, community representative time.

Date: 4/15/2026
Donor: Friends of the Open School
Donation: $39,358.00
For use at: Open Magnet School, Board District 4, Region West
Purpose: To provide funding for Instructional Aide salaries for FY 2026-27.

Additional analysis regarding the donations can be reviewed HERE.

Return to Order of Business

TAB 17

Los Angeles Unified School District

333 South Beaudry Ave,
Los Angeles, CA 90017

Board of Education Report

File #: Rep-430-25/26, **Version:** 1 **Agenda Date:** 6/12/2026
In Control: Business & Finance Division

Report of Cash Disbursements
Request to Reissue Expired Warrants and
Report of Corporate Credit Card Charges
Finance Division

Brief Description:
(Report of Cash Disbursements, Request to Reissue Expired Warrants, and Report of Corporate Credit Card Charges) Recommends the ratification of cash disbursements amounting to $ 998,289,657.86 made by the District from April 1 to April 30, 2026. It also seeks approval for the reissuance of expired warrants totaling $ 2,210.18. It also seeks approval for ratification of credit card charges amounting to $10,353.50

Action Proposed:

1. Ratify cash disbursements totaling $ 998,289,657.86, which were made against funds of the District from April 1, 2026, through April 30, 2026. These disbursements are within approved budgeted appropriations and were made in accordance with established Board policies.

a. “A” Warrants (Payroll) total of $ 21,332,640.81.

Warrant Numbers:
3670385 - 3684966

b. Direct deposit payroll (Automated Clearing House - ACH) total of $ 337,101,567.50

c. “B” Warrants (Accounts Payable) total of $ 73,286,565.99.

Warrant Numbers:

22673491 - 22673745	22698656 - 22698798
22676648 - 22676772	22701407 - 22701531
22678978 - 22679065	22703504 - 22703714
22680721 - 22680887	22705787 - 22705923
22682456 - 22682572	22708000 - 22708187
22684815 - 22684933	22710461 - 22710608
22687235 - 22687410	22712676 - 22713019
22689993 - 22690156	22714970 - 22715127
22691874 - 22692081	22717579 - 22717756
22693810 - 22693991	22720029 - 22720210
22696189 - 22696373	22722732 - 22722859

d. Accounts Payable ACH payments total of $ 566,568,883.56.

2. Approved request to reissue expired warrants that were not cashed within the prescribed period, totaling $ 2,210.18

Warrant No.	Date	Payee	Amount
2473675	07/23/2020	Lupara Parvin	$ 228.38
2415020	04/03/2020	Jose Sainz Garcia	$ 1,840.89
2719244	11/12/2021	Jose Sainz Garcia	$ 140.91

3. Approve Corporate Card Charges: In order to allow flexibility for timely payments of expenses related to official District business, charges have been made from the Superintendent's and Executive Office of the Board's American Express Corporate Card in accordance with established District policies and procedures. It is recommended that the Board approve charges made against funds of the District totaling $10,353.50 for the quarter ended March 31, 2026.

Background:
This is a recurring monthly Board report for the Board to approve warrants or checks as well as issued by the District for payroll and non-salary obligations that occur as part of school business. Credit card expenses are sent to the board for quarterly ratification.

Expected Outcomes:
The Board shall be approving routine District financial transactions.

Board Options and Consequences:
A "Yes" vote:

- Ratifies the previously disbursed payments.
- Approves the reissuance of expired warrants
- Ratifies the corporate credit card expenses

A "No" vote would cause the cancellation of previously issued payments, decline to reissue expired warrants and decline credit card expenses.

Policy Implications:
This Board report does not change any school policy.

Budget Impact:
This Board report approves financial transactions but does not change the budget authority.

Student Impact:
This Board report includes routine financial transactions, which support student achievement.

Equity Impact:
Not applicable. A routine transaction.

Issues and Analysis:
The Board shall be approving routine District financial transactions.

File #: Rep-430-25/26, **Version:** 1 **Agenda Date:** 6/12/2026
In Control: Business & Finance Division

Attachments:
Not applicable

Submitted:
06/12/26

RESPECTFULLY SUBMITTED,

ANDRES E. CHAIT
Acting Superintendent

APPROVED & PRESENTED BY:

PEDRO SALCIDO
Deputy Superintendent
Office of the Deputy Superintendent

REVIEWED BY:

DEVORA NAVERA REED
General Counsel

✓ Approved as to form.

APPROVED & PRESENTED BY:

SAMAN BRAVO-KARIMI
Chief Financial Officer
Finance Division

REVIEWED BY:

KURT E. JOHN
Deputy Chief Financial Officer

✓ Approved as to budget impact statement.

Return to Order of Business

TAB 18

Los Angeles Unified School District

333 South Beaudry Ave,
Los Angeles, CA 90017

Board of Education Report

File #: Rep-455-25/26, **Version:** 1 **Agenda Date:** 6/12/2026
In Control: Business & Finance Division

Approval of the Certification of Signatures for Fiscal Year 2026-27
Finance Division

Brief Description:
(Approval of the Certification of Signature for Fiscal Year 2026-27). Recommends approval of the annual certification of authorized signatures for Fiscal Year 2026-2027, as required by the California Education Code, designates specific officials to execute warrants, payroll wire transfers, and payment vouchers on behalf of the Governing Board, and authorizes submission of the Certification of Signatures to the Los Angeles County Office of Education.

Action Proposed:
Approval of the following for Fiscal Year 2026-27:

1. Obtain and submit the Certification of Signatures for each Board Member to the Los Angeles County of Education (LACOE) as required under section 42633 of the Education Code. (Attachment A)

2. Authorize Saman Bravo-Karimi, Chief Financial Officer, to sign on behalf of the Governing Board all orders (warrants/checks) drawn on the funds of the Los Angeles Unified School District. In the absence of the CFO, authorize Dr. Kurt E. John, Deputy Chief Financial Officer; Ernie Thomas, Controller; and Timothy S. Rosnick, Deputy Controller, to execute such orders.

3. Authorize Christa Crawford, Director of Payroll Administration, to approve payroll wire transfers. Authorize Rocio Saucedo, Director of Accounts Payable, to approve payment vouchers.

Background:
This is an annual Board Report to update the District's Certification of Signatures, which shows all signatures of the members of the Governing Board and employees of the District authorized to sign warrants (checks).

Expected Outcomes:
The Certification of Signatures, along with the designated authorities for payroll wire approvals and payment voucher approvers as outlined above, will be submitted to the Los Angeles County Office of Education in compliance with California Education Code Sections 42632 and 42633.

Board Options and Consequences:
This action enables the designated offices listed above to sign orders for warrants and payments for Fiscal Year 2026-27. Per Education Code 42633, no order of funds of the District can be approved unless the signatures are on file with LACOE. Per Education Code 42632, if the Board does not designate an individual to sign orders in the Board's name, each order drawn on funds of the District must be signed by a majority of the Board members.

Policy Implications:
There is no change to the District policy.

Budget Impact:
None.

Student Impact:
This Board Report facilitates the payment of invoices to purchase a variety of goods and services provided to students.

Equity Impact:
Not Applicable.

Issues and Analysis:
Education Code Sections 35143, 42632, and 42633 require Board approval of certification of signatures.

Attachments:
Attachment A - Certification of Signatures FY 2026-27

Submitted:
06/12/26

RESPECTFULLY SUBMITTED,

ANDRES E. CHAIT
Acting Superintendent

APPROVED & PRESENTED BY:

PEDRO SALCIDO
Deputy Superintendent
Office of the Deputy Superintendent

REVIEWED BY:

DEVORA NAVERA REED
General Counsel

✓ Approved as to form.

APPROVED & PRESENTED BY:

SAMAN BRAVO-KARIMI
Chief Financial Officer
Finance Division

REVIEWED BY:

KURT E. JOHN
Deputy Chief Financial Officer

✓ Approved as to budget impact statement.

Los Angeles Unified School District
DISTRICT

CERTIFICATION OF SIGNATURES

As clerk/secretary to the governing board of the above named district, I certify that the signatures shown below in Column 1 are the verified signatures of the members of the governing board. I certify that the signatures shown in Column 2 are the verified signatures of the person or persons authorized to sign notices of employment, contracts and orders drawn on the funds of the district. These certifications are made in accordance with the provisions of Education Code Sections:

K-12 Districts: 35143, 42632, and 42633

Community College Districts: 72000, 85232, and 85233

If persons authorized to sign orders as shown in Column 2 are unable to do so, the law requires the signatures of the majority of the governing board.

These approved signatures are valid for the period of: July 1, 2026 to June 30, 2027

In accordance with governing board approval dated _____, 20 _____.

Signature _____
Clerk (Secretary) of the Board

Typed Name Michael McLean
Clerk (Secretary) of the Board

NOTE: Please TYPE name under signature.

Column 1
Signatures of Members of the Governing Board

SIGNATURE	INITIALS
TYPED NAME: Scott Schmerelson	
President of the Board of Trustees/Education	
SIGNATURE	INITIALS
TYPED NAME: Dr. Rocio Rivas	
Clerk/Secretary of the Board of Trustees/Education	
SIGNATURE	INITIALS
TYPED NAME: Sherlett Hendy Newbill	
Member of the Board of Trustees/Education	
SIGNATURE	INITIALS
TYPED NAME: Nick Melvoin	
Member of the Board of Trustees/Education	
SIGNATURE	INITIALS
TYPED NAME: Karla Griego	
Member of the Board of Trustees/Education	
SIGNATURE	INITIALS
TYPED NAME: Kelly Gonez	
Member of the Board of Trustees/Education	
SIGNATURE	INITIALS
TYPED NAME: Tanya Ortiz Franklin	
Member of the Board of Trustees/Education	

If the Board has given special instructions for signing warrants or orders, please attach a copy of the resolution to this form.

Column 2
Signatures of Personnel and/or Members of Governing Board authorized to sign Orders for Salary or Commercial Payments, Notices of Employment, and Contracts:

SIGNATURE	INITIALS
TYPED NAME: Saman Bravo-Karimi	
TITLE: Chief Financial Officer	
SIGNATURE	INITIALS
TYPED NAME: Dr. Kurt E. John	
TITLE: Deputy Chief Financial Officer	
SIGNATURE	INITIALS
TYPED NAME: Ernie Thomas	
TITLE: Controller	
SIGNATURE	INITIALS
TYPED NAME: Timothy S. Rosnick	
TITLE: Deputy Controller	
SIGNATURE	INITIALS
TYPED NAME: Christa Crawford (Payroll Wire Transfer Only)	
TITLE: Director of Payroll Administration	
SIGNATURE	INITIALS
TYPED NAME: Rocio Saucedo (Voucher Approval Only)	
TITLE: Director of Accounts Payable	
SIGNATURE	INITIALS
TYPED NAME	
TITLE	

Number of Signatures required:

ORDERS FOR SALARY PAYMENTS	ORDERS FOR COMMERCIAL PAYMENTS
NOTICES OF EMPLOYMENT	CONTRACTS

Return to Order of Business

TAB 19

Los Angeles Unified School District

333 South Beaudry Ave,
Los Angeles, CA 90017

Board of Education Report

File #: Rep-442-25/26, Version: 1 Agenda Date: 6/12/2026
In Control: Business & Finance Division

Authorization of a Resolution of the Board of Education Approving the Sale and Issuance of Not-to-Exceed $1,400,000,000 of General Obligation Bonds and the Forms of the Documents Necessary for the Issuance of such Bonds.
Finance Division

Brief Description:
(Authorization of a Resolution of the Board of Education Approving the Sale and Issuance of Not-to- Exceed $1,400,000,000 of General Obligation Bonds and the Forms of the Documents Necessary for the Issuance of such Bonds) Recommends approval for the issuance of up to $1,400,000,000 in General Obligation Bonds under the Measure Q, Measure RR, Measure US, or any combination of the foregoing to fund projects authorized under the respective measure. The bonds are expected to be sold in Fall 2026 and repaid through ad valorem property taxes, not district funds. The sale of the GO bonds will be either by negotiated sale with an Underwriter to be selected by the District or by competitive sale, whichever method is projected to result in the lowest borrowing cost for the District at the time of sale. This issuance aims to enhance facilities, IT infrastructure, and equity in project funding.

Action Proposed:
Approve the attached Resolution for General Obligation Bonds (Attachment A) in connection with the issuance of the General Obligation Bonds (the “General Obligation Bonds Resolution”) which will:

a. Authorize the issuance of not to exceed $1,400,000,000 of General Obligation Bonds (the “GO Bonds”) under the Measure Q, Measure RR, Measure US or any combination of the foregoing;

b. Approve the forms of documents necessary for the issuance of the General Obligation Bonds, including a form of County Resolution, a Bond Purchase Agreement, a Notice of Sale, a Continuing Disclosure Certificate, a Preliminary Official Statement and Appendix A thereto (Attachments B - G);

c. Authorize the sale of the GO Bonds by either a negotiated method of sale or a competitive sale, to be determined in light of current market conditions at the time of sale; and

d. Approve and direct certain actions to be taken in connection with the issuance of the General Obligation Bond

Background:
This Board Report seeks Board approval of the General Obligation Bonds Resolution, which is a resolution that authorizes the issuance of up to $1,400,000,000 of GO Bonds under Measure Q, Measure RR, Measure US or any combination of the foregoing to finance projects authorized under the respective measure and the form of documents necessary to issue the GO Bonds. The General Obligation Bonds Resolution authorizes the Chief Financial Officer, Deputy Chief Financial Officer, Controller, and Deputy Controller to effect the issuance of the GO Bonds and carry out all necessary acts related to the transaction or transactions.

In addition, consistent with the District's practice for prior GO Bonds, the General Obligation Bonds Resolution provides for a request to the Board of Supervisors of the County to adopt a corresponding resolution providing for the issuance of the GO Bonds pursuant to the Education Code. The GO Bonds are currently expected to be sold in Fall 2026.

Based on the District's Debt Management Policy, as determined by the Finance Division, the General Obligation Bonds Resolution also authorizes the sale of the GO bonds through either a negotiated or a competitive method of sale, dependent upon which is more favorable to the District at the actual time of sale of the bonds. Finance, in accordance with the procedures established in the Debt Management Policy, has completed the process of selecting certain members of the financing team from the respective legal counsel and municipal advisor benches. The financing team for the upcoming transaction will include Dannis Woliver Kelley as Bond Counsel and Disclosure Counsel and KNN Public Finance, as Municipal Advisor. In addition, U.S. Bank Trust Company, National Association will serve as Paying Agent. The Chief Financial Officer, if a negotiated method of sale is determined to be favorable, shall designate the underwriters and their roles as senior manager(s), co-senior manager(s), and co-managers, in accordance with the Debt Management Policy.

In compliance with Government Code Section 5852.1 and Education Code Section 15146, the Board of Education has obtained from KNN Public Finance, as the District's Municipal Advisor, the required costs of issuance estimates, and such estimates are disclosed in Exhibit A of the General Obligation Bonds Resolution.

The GO Bonds are general obligation bonds of the District secured by and payable from ad valorem property taxes to be levied within the jurisdiction of the District pursuant to the California Constitution and State law and as authorized by voters within the District pursuant to Measure Q, Measure RR and Measure US.

Expected Outcomes:
Approval of the issuance of the General Obligation Bonds will enable the District to enter the market to finance approved capital projects.

Board Options and Consequences:
Should the Board not approve this item, staff will not be authorized to proceed with the issuance of GO Bonds to finance approved capital projects.

Policy Implications:
This action is in compliance with the relevant criteria set forth in Article 1, Article 3 Section 3.02, and Article 4 Section 4.12 of the Debt Management Policy.

Budget Impact:
There will be no material impact on the District's General Fund. The identified projects will be funded with bond proceeds, and debt service will be repaid by *ad valorem* property tax revenues, not the District's general fund revenues.

Student Impact:
The issuance of the General Obligation Bonds will improve the District's capital facilities and information technology resources for the benefit of the students.

Equity Impact:

Component	Score	Score Rationale
Recognition	4	The proceeds from the GO Bond transaction will be used to fund identified capital projects within the District, which include areas that have had historical inequities.
Resource Prioritization	4	GO Bond proceeds will be allocated to fund identified capital projects that specifically address student needs.
Results	4	Since proceeds from the GO Bond issuance will be used for capital projects designed to modernize and elevate student experience within communities that have experienced historical inequities, it should result in closing opportunity and achievement gaps.
TOTAL	12	

Issues and Analysis:
Based on current market conditions, the District expects to sell the General Obligation Bonds in Fall 2026 to finance the identified projects.

In compliance with Section 5852.1 of the California Government Code, the District's Municipal Advisor, KNN Public Finance, provides the following good faith estimates:

- True Interest Cost: 4.39%
- Finance Charge: $11,900,000
- Amount of Net Proceeds: $1,388,100,000
- Total Payment Amount: $2,385,733,000

These estimates are based on assumptions and market conditions at the time of preparation. Actual amounts may differ due to various factors, including market conditions at the time of issuance and the actual principal amount of bonds issued.

Attachments:
Attachment A - District Resolution for General Obligation Bonds
Attachment B - County Resolution for General Obligation Bonds
Attachment C - Bond Purchase Agreement
Attachment D - Notice of Sale
Attachment E - Continuing Disclosure Certificate
Attachment F - Preliminary Official Statement
Attachment G - Appendix A

Submitted:
06/12/26

RESPECTFULLY SUBMITTED,

ANDRES E. CHAIT
Acting Superintendent

APPROVED & PRESENTED BY:

PEDRO SALCIDO
Deputy Superintendent
Office of the Deputy Superintendent

REVIEWED BY:

DEVORA NAVERA REED
General Counsel

✓ Approved as to form.

APPROVED & PRESENTED BY:

SAMAN BRAVO-KARIMI
Chief Financial Officer
Finance Division

REVIEWED BY:

KURT E. JOHN
Deputy Chief Financial Officer

✓ Approved as to budget impact statement.

RESOLUTION OF THE BOARD OF EDUCATION OF THE LOS ANGELES UNIFIED SCHOOL DISTRICT PRESCRIBING THE TERMS OF SALE OF NOT TO EXCEED $1,400,000,000 AGGREGATE PRINCIPAL AMOUNT OF GENERAL OBLIGATION BONDS OF LOS ANGELES UNIFIED SCHOOL DISTRICT UNDER THE DISTRICT'S MEASURE Q AND/OR MEASURE RR AND/OR MEASURE US BOND AUTHORIZATIONS, OR ANY COMBINATION THEREOF, IN ONE OR MORE SERIES OR SUBSERIES AND IN THE FORM OF TAX-EXEMPT OR FEDERALLY TAXABLE BONDS, REQUESTING THE BOARD OF SUPERVISORS OF THE COUNTY OF LOS ANGELES TO ISSUE AND SELL THE BONDS DURING FISCAL YEAR 2026-27, APPROVING THE FORM OF AND AUTHORIZING THE EXECUTION AND DELIVERY OF ONE OR MORE BOND PURCHASE AGREEMENTS OR NOTICES OF SALE AND CONTINUING DISCLOSURE CERTIFICATE, APPROVING THE FORM AND AUTHORIZING THE DISTRIBUTION OF AN OFFICIAL STATEMENT FOR THE BONDS, AND AUTHORIZING THE EXECUTION OF OTHER NECESSARY DOCUMENTS AND CERTIFICATES AND RELATED ACTIONS IN CONNECTION THEREWITH

WHEREAS, an election was duly called and regularly held in the Los Angeles Unified School District, County of Los Angeles, California (the "District") on November 4, 2008, pursuant to Section 1(b)(3) of Article XIIIA of the Constitution of the State of California (the "State") and Chapter 1.5 of Title 1, Division 1, Part 10 of the California Education Code (the "Act"), and thereafter canvassed pursuant to law ("Measure Q"); and

WHEREAS, at such election there was submitted to and approved by the requisite approval of at least 55% of the qualified electors of the District voting on the measure in the election a question as to the issuance and sale of general obligation bonds of the District for various purposes set forth in the ballot submitted to the voters, in the maximum amount of $7.00 billion, payable from the levy of an *ad valorem* tax against taxable property in the District (the "Measure Q Authorization"); and

WHEREAS, an election was duly called and regularly held in the District on November 3, 2020, pursuant to Section 1(b)(3) of Article XIIIA of the Constitution of the State and the Act, and thereafter canvassed pursuant to law ("Measure RR"); and

WHEREAS, at such election there was submitted to and approved by the requisite approval of at least 55% of the qualified electors of the District voting on the measure in the election a question as to the issuance and sale of general obligation bonds of the District for various purposes set forth in the ballot submitted to the voters, in the maximum amount of $7.00 billion, payable from the levy of an *ad valorem* tax against taxable property in the District (the "Measure RR Authorization"); and

WHEREAS, an election was duly called and regularly held in the District on November 5, 2024, pursuant to Section 1(b)(3) of Article XIIIA of the Constitution of the State and the Act, and thereafter canvassed pursuant to law ("Measure US" and together with Measure Q and Measure RR, the "Measures"); and

WHEREAS, at such election there was submitted to and approved by the requisite approval of at least 55% of the qualified electors of the District voting on the measure in the election a question as to the issuance and sale of general obligation bonds of the District for various purposes set forth in the ballot submitted to the voters, in the maximum amount of

$9.00 billion, payable from the levy of an *ad valorem* tax against taxable property in the District (the "Measure US Authorization"); and

WHEREAS, this Board of Education of the District (the "Board of Education") deems it necessary and desirable that the Board of Supervisors (the "Board of Supervisors") for the County of Los Angeles (the "County") authorize and consummate the sale of bonds in one or more series or subseries, by individual Measure or combined series or subseries of multiple Measures pursuant to Section 15231 of the Education Code, and in the form of tax-exempt or federally taxable bonds, or any combination thereof, in an aggregate principal amount not exceeding $1,400,000,000 (bonds issued as a separate series or subseries individually under the Measure Q Authorization and/or in combination with bonds authorized under the Measure RR Authorization and/or the Measure US Authorization, the "Measure Q Bonds," bonds issued as a separate series or subseries individually under the Measure RR Authorization and/or in combination with bonds authorized under the Measure Q Authorization and/or the Measure US Authorization, the "Measure RR Bonds" and bonds issued as a separate series or subseries individually under the Measure US Authorization and/or in combination with bonds authorized under the Measure RR Authorization and/or the Measure Q Authorization, the "Measure US Bonds", and together with the Measure Q Bonds and the Measure RR Bonds, the "Bonds"); and

WHEREAS, this Board of Education deems it necessary and desirable that the Measure Q Bonds, Measure RR Bonds and/or Measure US Bonds be issued for the purpose of financing projects authorized to be financed under the Measure Q Authorization, the Measure RR Authorization and the Measure US Authorization, or any combination of the foregoing; and

WHEREAS, this Board of Education deems it necessary and desirable to authorize the sale of the Bonds by either competitive sale pursuant to a Notice of Sale or negotiated sale pursuant to a Bond Purchase Agreement, the forms of which are presented to this Board of Education at this meeting, with such changes, insertions and omissions as are made pursuant to this Resolution; and

WHEREAS, Rule 15c2-12 promulgated under the Securities Exchange Act of 1934 (as amended, "Rule 15c2-12") requires that, in order to be able to purchase or sell the Bonds, the underwriter or purchaser thereof must have reasonably determined that the District has undertaken in a written agreement or contract for the benefit of the holders of the Bonds to provide disclosure of certain financial and operating information and certain enumerated events on an ongoing basis; and

WHEREAS, in order to cause such requirement to be satisfied, the District desires to execute and deliver a Continuing Disclosure Certificate in the form presented to this Board of Education at this meeting, with such changes, insertions and omissions as are made pursuant to this Resolution (the "Continuing Disclosure Certificate"); and

WHEREAS, a form of the Preliminary Official Statement to be distributed in connection with a public offering of the Bonds has been prepared in the form presented to this Board of Education at this meeting, with such changes, insertions and omissions as are made pursuant to this Resolution (the "Preliminary Official Statement"); and

WHEREAS, Section 5852.1 of the California Government Code (the "Government Code") requires that the Board of Education obtain from an underwriter, financial advisor, or private lender and disclose, prior to authorization of the issuance of the Bonds, good faith estimates of the following information in a meeting open to the public: (a) the true interest cost of the Bonds, (b) the sum of all fees and charges paid to third parties with respect to the Bonds, (c) the amount of proceeds of the Bonds expected to be received net of the fees and

charges paid to third parties and any reserves or capitalized interest paid or funded with proceeds of the Bonds, and (d) the sum total of all debt service payments on the Bonds calculated to the final maturity of the Bonds plus the fees and charges paid to third parties not paid with the proceeds of the Bonds; and

WHEREAS, Section 15146 of the California Education Code (the "Education Code") requires that the Board of Education include in this Resolution an estimate of the costs associated with the issuance of the Bonds and requires that after the sale of the Bonds present the actual cost information for the sale at its next scheduled public meeting; and

WHEREAS, in compliance with Section 5852.1 of the Government Code and Section 15146(b)(1)(D) of the Education Code, the Board of Education has obtained from KNN Public Finance, LLC, as the District's municipal advisor (the "Municipal Advisor"), the information set forth in Exhibit A attached hereto; and

WHEREAS, there have been prepared and submitted to this meeting the forms of the following documents:

(a) the Bond Purchase Agreement, for use in the event of a negotiated sale;

(b) the Official Notice of Sale, for use in the event of a competitive sale;

(c) the Continuing Disclosure Certificate; and

(d) the Preliminary Official Statement;

and this Board of Education has examined each such document and desires to approve, authorize and direct the execution of such documents and the consummation of such financing for one or more series of the Bonds by either competitive or negotiated sale as shall be determined by the District with the advice of the Municipal Advisor to be in the best interests of the District at the time of Sale of the Bonds; and

WHEREAS, the District desires that the County levy and collect a tax on all taxable property within the District sufficient to provide for payment of the Bonds, and intends by the adoption of this Resolution to notify the Board of Supervisors of the County, the Auditor-Controller of the County, the Treasurer and Tax Collector of the County and other officials of the County that they should take such actions as shall be necessary to provide for the levy and collection of such a tax and payment of principal of and interest on the Bonds, all pursuant to Sections 15250 and 15251 of the Education Code; and

WHEREAS, this Board of Education desires to make certain determinations and to authorize the issuance and sale of the Bonds pursuant to the terms of this Resolution; and

WHEREAS, all acts, conditions and things required by the Constitution and laws of the State to exist, to have happened and to have been performed precedent to and in connection with the consummation of the actions authorized hereby do exist, have happened and have been performed in regular and due time, form and manner as required by law, and the District is now duly authorized and empowered, pursuant to each and every requirement of law, to consummate such actions for the purpose, in the manner and upon the terms herein provided.

NOW, THEREFORE, THE BOARD OF EDUCATION OF THE LOS ANGELES UNIFIED SCHOOL DISTRICT DOES HEREBY RESOLVE, FIND, DETERMINE AND ORDER, AS FOLLOWS:

Section 1. **Recitals.** All of the above recitals are true and correct.

Section 2. **Definitions; Interpretation.** For the purposes of this Resolution, unless the context otherwise requires, the terms defined in this Section shall, for all purposes of this Resolution, have the meanings specified herein. Unless the context otherwise indicates, words importing the singular number shall include the plural number and vice versa. Headings of sections herein are solely for convenience of reference, do not constitute a part hereof, and do not affect the meaning, construction or effect hereof.

"Authorized Officer" shall mean any of the District's Chief Financial Officer, the Deputy Chief Financial Officer, the Controller and the Deputy Controller.

"Board of Education" shall mean the Board of Education of the District.

"Board of Supervisors" shall mean the Board of Supervisors of the County.

"Bond Purchase Agreement" shall mean the Bond Purchase Agreement relating to the negotiated sale of a series or subseries of the Bonds by and among the County, the District and the underwriter(s) in accordance with the provisions hereof.

"Certificate of Award" shall mean the Certificate of Award relating to the competitive sale of a series or subseries of the Bonds by and among the County, the District and the purchaser(s) in accordance with the provisions hereof.

"Chief Financial Officer" shall mean the Chief Financial Officer of the District or any designee of the Chief Financial Officer of the District.

"Code" shall mean the Internal Revenue Code of 1986.

"Continuing Disclosure Certificate" shall mean the applicable Continuing Disclosure Certificate executed and delivered by the District relating to any series or subseries of the Bonds.

"Controller" shall mean the Controller of the District or any designee of the Controller of the District.

"County" shall mean the County of Los Angeles.

"County Auditor-Controller" shall mean the Auditor-Controller of the County or any authorized deputy thereof.

"County Resolution" shall mean the resolution of the Board of Supervisors authorizing the issuance of the Bonds approved in this Resolution.

"County Treasurer" shall mean the Treasurer and Tax Collector of the County or any authorized deputy thereof.

"Deputy Chief Financial Officer" shall mean the Deputy Chief Financial Officer of the District or any designee of the Deputy Chief Financial Officer of the District.

"Deputy Controller" shall mean the Deputy Controller or any designee of the Deputy Controller of the District.

"District" shall mean the Los Angeles Unified School District.

"DTC" shall mean The Depository Trust Company, New York, New York, and its successors and assigns.

"Interest Payment Date" shall mean each January 1 and July 1 of each year, commencing on the date set forth in the related Bond Purchase Agreement or Certificate of Award, as applicable, until the final maturity of the Bonds and the final maturity date of the Bonds or such dates as shall be set forth in the related Bond Purchase Agreement or Certificate of Award.

"Interest and Sinking Fund" shall mean each interest and sinking fund of the District, designated to correspond to the applicable general obligation bonds of the District and related voter-approved bond measure of the District established for such bonds and used only for payment of principal of and interest on such bonds.

"Investment Agreement(s)" shall mean, collectively, investment agreements, guaranteed investment contracts, float contracts or other investment products subject to the requirements set forth in Section 14 hereof.

"Letter of Representations" shall mean the blanket letter of representations from the District to DTC with respect to the Bonds, as such blanket letter of representations may be amended, supplemented or otherwise modified and in effect from time to time.

"Municipal Advisor" means KNN Public Finance, LLC as municipal advisor to the District.

"Notice of Intention" means the notice of intention to be used to advertise the offering of the Bonds pursuant to a competitive sale as required by section 53692 of the California Government Code.

"Official Notice of Sale" means the official notice of sale relating to the competitive sale of the Bonds.

"Official Statement" means the Official Statement of the District relating to the Bonds.

"Opinion of Tax Counsel" shall mean an opinion of counsel of nationally recognized standing in the field of law relating to municipal bonds qualified to conclude whether an action or proposed action or the failure to act or the proposed failure to act for which the opinion is required will affect the exclusion of interest on the Tax-Exempt Bonds from gross income for federal income tax purposes.

"Owner" shall mean with respect to any Bond, the Person in whose name such Bond is registered on the Registration Books.

"Paying Agent" shall mean the County Treasurer or any bank, trust company, national banking association or other financial institution appointed as authenticating agent, bond registrar, transfer agent and paying agent for the Bonds in the manner provided in the County Resolution.

"Person" shall mean an individual, corporation, limited liability company, firm, association, partnership, trust, or other legal entity or group of entities, including a governmental entity or any agency or political subdivision thereof.

"Preliminary Official Statement" means the Preliminary Official Statement of the District relating to the Bonds.

"Registration Books" shall mean the records maintained by the Paying Agent for the registration of ownership and registration of transfer of the Bonds, as defined in the County Resolution.

"Record Date" shall mean, with respect to any Interest Payment Date for Bonds, the close of business on the 15th day of the month preceding an Interest Payment Date for such Bonds or such other date or dates as shall be set forth in the Bond Purchase Agreement in the event of a negotiated sale of the Bonds or Certificate of Award in the event of a competitive sale of the Bonds.

"Resolution" shall mean this resolution of the Board of Education of the District.

"Rule 15c2-12" shall mean Rule 15c2-12 promulgated under the Securities Exchange Act of 1934, as amended.

"State" shall mean the State of California.

"Tax Certificate" shall mean the applicable Tax Certificate with respect to the Bonds issued as Tax-Exempt Bonds, executed by the District, dated the date of issuance of such Bonds.

"Tax-Exempt Bonds" shall mean any series or subseries of the Bonds bearing interest that is excluded from the gross income of the holders thereof for federal income tax purposes, whether or not such interest is includable as an item of tax preference or otherwise includable directly or indirectly for purposes of calculating other tax liabilities, including any alternative minimum tax or environmental tax under the Code.

"Taxable Bonds" shall mean any series or subseries of the Bonds bearing interest that is not excluded from gross income for federal income tax purposes under Section 103 of the Code.

Section 3. <u>Request for Sale of Bonds; Purpose of Bonds</u>. (a) *Request for Sale.* The Board of Supervisors, pursuant to Education Code Section 15140 *et seq.*, is hereby requested to sell Bonds pursuant to the Measures, in one or more series or subseries, by individual measure or combined series or subseries of multiples Measures pursuant to Section 15231 of the Education Code, or any combination thereof, in an aggregate principal amount not exceeding $1,400,000,000, and to designate each series or subseries of the Bonds as the "Los Angeles Unified School District (County of Los Angeles, California) General Obligation Bonds," with appropriate election, series, subseries and other designations, all as may be set forth in the Preliminary Official Statement and the related Bond Purchase Agreement, in the event of a negotiated sale, or Certificate of Award, in the event of a competitive sale.

Pursuant to this Resolution, the Board of Supervisors of the County is requested to adopt a resolution providing for the issuance of the bonds and the terms of the sale of the Bonds in accordance with the particular terms and manner set forth herein and, with respect to such necessary or desirable terms as are not specified herein, as the Board of Supervisors

shall otherwise see fit to determine. With respect to such necessary or desirable terms as are not finally determined by the County Resolution, the Board of Supervisors is hereby requested to provide for such terms to be finally determined and set forth in either a Bond Purchase Agreement or Certificate of Award, as shall be requested by the District.

(b) *Purpose of Bonds.* The proceeds of the Bonds, exclusive of any premium and accrued interest received as required, shall be applied to finance projects authorized to be financed under the Measure Q Authorization, the Measure RR Authorization and the Measure US Authorization, respectively, or any combination of the foregoing, and to pay all necessary legal, financial, engineering and contingent costs in connection therewith. the Bonds, exclusive of any premium and accrued interest received as required, shall be applied to finance projects authorized to be financed under the Measure Q Authorization, the Measure RR Authorization and the Measure US Authorization, respectively, or any combination of the foregoing, and to pay all necessary legal, financial, engineering and contingent costs in connection therewith.

Section 4. Terms of Bonds.

(a) *Date of Bonds*. The Bonds shall be issued as set forth in the County Resolution. Each Bond of a series or subseries shall be dated its date of delivery, or such other date as shall be set forth in the Bond Purchase Agreement, in the event of a negotiated sale, or Certificate of Award, in the event of a competitive sale, relating to such series of Bonds.

(b) *Denominations*. The Bonds shall be issued in denominations of $5,000 principal amount or any integral multiple thereof or such other denominations as shall be designated in either the related Bond Purchase Agreement, in the event of a negotiated sale, or Certificate of Award, in the event of a competitive sale.

(c) *Maturity*. Each series or subseries of Bonds shall mature on the dates, in each of the years, in the principal amounts and in the aggregate principal amount as shall be set forth in either the Bond Purchase Agreement, in the event of a negotiated sale, or Certificate of Award, in the event of a competitive sale. No Bond shall mature later than the date which is 25 years from the date of such Bond, to be determined as provided in subsection (a) of this Section.

(d) *Interest*. The Bonds shall bear interest at an interest rate or rates not to exceed 8.00% per annum, payable on the Interest Payment Dates in each year computed on the basis of a 360-day year of twelve 30-day months (or on such other basis as shall be set forth in either the Bond Purchase Agreement, in the event of a negotiated sale, or Certificate of Award, in the event of a competitive sale). Each Bond shall bear interest from the Interest Payment Date for such Bond next preceding the date of authentication thereof, unless it is authenticated as of a date during the period from the Record Date next preceding an Interest Payment Date for such Bond to such Interest Payment Date, inclusive, in which event it shall bear interest from such Interest Payment Date, or unless it is authenticated on or before the Record Date preceding the first Interest Payment Date for such Bond, in which event it shall bear interest from its dated date; provided, however, that if, at the time of authentication of any Bond, interest is in default on any outstanding Bonds of such series or subseries, such Bond shall bear interest from the Interest Payment Date to which interest has previously been paid or made available for payment on the outstanding Bonds of such series or subseries. If provided in either the Bond Purchase Agreement, in the event of a negotiated sale, or Certificate of Award, in the event of a competitive sale, Bonds may have different interest rates for separately defined periods of the term thereof as set forth in either the Bond Purchase Agreement, in the event of a negotiated sale, or Certificate of Award, in the event of a competitive sale.

(e) Tax-Exempt or Taxable Bonds. The Bonds may be issued as Tax-Exempt Bonds or Taxable Bonds, or any combination thereof. The Board of Education hereby finds and determines that, pursuant to Section 5903 of the Government Code, the interest payable on any portion of the Bonds issued as Taxable Bonds will be includable in the gross income of the Owners thereof for purposes of federal income taxation under the Code in existence on the date of issuance of any such Bonds.

Section 5. Payment of Bonds. (a) *Request for Tax Levy*. The money for the payment of principal, redemption premium, if any, and interest on the Bonds shall be raised by taxation upon all taxable property in the District and provision shall be made for the levy and collection of such taxes in the manner provided by law and for such payment out of the related Interest and Sinking Fund of the District. The Board of Supervisors and officers of the County are obligated by statute to provide for the levy and collection of property taxes in each year sufficient to pay all principal and interest coming due on the Bonds in such year, and to pay from such taxes all amounts due on the Bonds. The District hereby requests the Board of Supervisors to annually levy a tax upon all taxable property in the District sufficient to redeem the Bonds, and to pay the principal, redemption premium, if any, and interest thereon as and when the same become due.

(b) Interest and Sinking Fund. Principal, redemption premium, if any, and interest due on Bonds shall be paid from the Interest and Sinking Fund of the District established for such Bonds as provided in Section 15146 of the Education Code. The tax levied is levied specifically for the purpose of paying Bonds of such Measure issued to finance the projects specified in such Measure and for no other purpose.

(c) Obligation of the District. No part of any fund or account of the County is pledged or obligated to the payment of the Bonds. The obligation for repayment of the Bonds is the sole obligation of the District.

(d) Pledge of Taxes. The District hereby pledges, and grants a lien on and security interest in, all revenues from the property taxes collected from the levy by the Board of Supervisors with respect to each Measure for payment of Bonds issued under such Measures and all amounts on deposit in any Interest and Sinking Fund of the District for the payment of the principal or redemption price of and interest on such Bonds. This pledge and grant shall be valid and binding from the date hereof for the benefit of the owners of such Bonds and successors thereto. The property taxes and amounts held in each Interest and Sinking Fund of the District shall be immediately subject to this pledge and grant, and this pledge and grant shall constitute a lien and security interest which shall immediately attach to the property taxes and amounts held in such Interest and Sinking Fund of the District to secure the payment of such Bonds and shall be effective, binding, and enforceable against the District, its successors, creditors and all others irrespective of whether those parties have notice of the pledge or grant, and without the need of any physical delivery, recordation, filing, or further act.

This pledge and grant is an agreement between the District and the owners of each series of Bonds and of each issue of outstanding general obligation bonds and general obligation refunding bonds to provide security for each series of Bonds and all such other general obligation bonds and general obligation refunding bonds of the District in addition to any statutory lien that may exist, and each such issue of general obligation bonds and general obligation refunding bonds of the District are or were issued to finance one or more of the projects specified in the Measure under which such general obligation bonds were issued and not to finance the general purposes of the District. For the avoidance of doubt, in accordance with Section 15251 of the Education Code, such Bonds are also automatically secured by a

statutory lien on all revenues received pursuant to the levy and collection of the tax for the applicable Measure.

(e) *Insurance*. The payment of principal of and interest on all or a portion of any series of Bonds may be secured by a municipal bond insurance policy as shall be described in the applicable Bond Purchase Agreement, in the event of a negotiated sale, or Certificate of Award, in the event of a competitive sale. The Bond Purchase Agreement, in the event of a negotiated sale, or the Certificate of Award, in the event of a competitive sale, may provide that no municipal bond insurance policy shall be obtained. The Authorized Officers are each hereby authorized to apply for, or cause to be applied for, municipal bond insurance for each series of Bonds and to execute and deliver a contract or contracts in order to obtain such insurance if doing so puts such series of Bonds (or portion thereof) and the marketing thereof on an economically advantageous basis, and is deemed to be in the best interests of the District, such determination to be conclusively evidenced by such Authorized Officer's execution and delivery of such contract.

(f) *Designation of Paying Agent*. The County Treasurer is designated to act as the initial Paying Agent. The County Treasurer is authorized to enter into a contract with a bank or trust company doing business in and having a corporate trust office in Los Angeles, California, with at least $100,000,000 in net assets, to perform the services of the Paying Agent. If at any time the County Treasurer shall resign or be removed as the Paying Agent, the Authorized Officers are authorized, with the prior consent of the County Treasurer, to appoint any successor Paying Agent. If no successor Paying Agent is appointed by an Authorized Officer in a timely manner, the County Treasurer shall appoint a successor Paying Agent without further action by any Authorized Officer. The successor Paying Agent shall be a bank or trust company doing business in and having a corporate trust office in the County, with at least $100,000,000 in net assets.

Section 6. **Redemption.** (a) *Optional Redemption.* The Bonds of each series or subseries may be subject to redemption, at the option of the District, on the dates and terms as shall be designated in the Bond Purchase Agreement, in the event of a negotiated sale or Certificate of Award, in the event of a competitive sale. The Bond Purchase Agreement or Certificate of Award, in the event of a competitive sale, may provide that the Bonds of a series or subseries shall not be subject to optional redemption.

(b) *Selection.* If less than all of the Bonds of a series or subseries, if any, are subject to such redemption and are called for redemption, such Bonds shall be redeemed as directed by the District (or as otherwise set forth in either the Bond Purchase Agreement, in the event of a negotiated sale, or Certificate of Award, in the event of a competitive sale), and if less than all of the Bonds of any given maturity of a series or subseries are called for redemption, the portions of such Bonds of a given maturity to be redeemed shall be determined by lot in any manner deemed fair by the Paying Agent (or as otherwise set forth in either the Bond Purchase Agreement, in the event of a negotiated sale, or Certificate of Award, in the event of a competitive sale).

(c) *Mandatory Sinking Fund Redemption.* The Bonds of a series or subseries, if any, which are designated in either the related Bond Purchase Agreement, in the event of a negotiated sale, or Certificate of Award, in the event of a competitive sale, as term bonds shall also be subject to redemption prior to their stated maturity dates, without a redemption premium, in part by lot or as otherwise directed by the District (or as otherwise set forth in either the related Bond Purchase Agreement, in the event of a negotiated sale, or Certificate of Award, in the event of a competitive sale), from mandatory sinking fund payments in the amounts and in accordance with the terms to be specified in either the related Bond Purchase

Agreement, in the event of a negotiated sale, or Certificate of Award, in the event of a competitive sale. Unless otherwise provided in either the related Bond Purchase Agreement, in the event of a negotiated sale, or Certificate of Award, in the event of a competitive sale, the principal amount of each mandatory sinking fund payment of any maturity of a series or subseries shall be reduced proportionately or as otherwise directed by the District by the amount of any Bonds of that maturity and series or subseries redeemed in accordance with subsection (a) of this Section prior to the mandatory sinking fund payment date (or as otherwise set forth in either the Bond Purchase Agreement, in the event of a negotiated sale, or Certificate of Award, in the event of a competitive sale). Either the related Bond Purchase Agreement, in the event of a negotiated sale, or Certificate of Award, in the event of a competitive sale may provide that the Bonds of a series or subseries shall not be subject to mandatory sinking fund redemption. The Board of Supervisors is hereby requested to authorize the County Auditor-Controller to create such sinking funds or accounts for the term Bonds as shall be necessary to accomplish the purposes of this Section.

(d) Notice of Redemption. Notice of any redemption of the Bonds of a series or subseries shall be mailed by the Paying Agent, postage prepaid, not less than 20 nor more than 60 days prior to the redemption date (i) by first class mail to the County and the respective Owners thereof at the addresses appearing on the Registration Books, and (ii) as may be further required in accordance with the Continuing Disclosure Certificate.

Each notice of redemption shall state (i) the date of such notice; (ii) the name of the series or subseries of Bonds and the date of issue of such series or subseries of Bonds; (iii) the redemption date; (iv) the redemption price; (v) the dates of maturity or maturities of Bonds to be redeemed; (vi) if less than all of the Bonds of any maturity of a series or subseries are to be redeemed, the distinctive numbers of the Bonds of each maturity of such series or subseries to be redeemed; (vii) in the case of Bonds of a series or subseries redeemed in part only, the respective portions of the principal amount of the Bonds of each maturity of such series or subseries to be redeemed; (viii) the CUSIP number, if any, of each maturity of Bonds to be redeemed; (ix) a statement that such Bonds must be surrendered by the Owners at the principal corporate trust office of the Paying Agent, or at such other place or places designated by the Paying Agent; (x) notice that further interest on such Bonds will not accrue after the designated redemption date; and (xi) in the case of a conditional notice, that such notice is conditioned upon certain circumstances and the manner of rescinding such conditional notice.

(e) Effect of Notice. A certificate of the Paying Agent that notice of redemption has been given to Owners as herein provided shall be conclusive as against all parties. Neither the failure to receive the notice of redemption as provided in this Section, nor any defect in such notice shall affect the sufficiency of the proceedings for the redemption of the Bonds called for redemption or the cessation of interest on the date fixed for redemption.

When notice of redemption has been given substantially as provided for herein, and when the redemption price of the Bonds called for redemption is set aside, the Bonds designated for redemption shall become due and payable on the specified redemption date and interest shall cease to accrue thereon as of the redemption date, and upon presentation and surrender of such Bonds at the place specified in the notice of redemption, such Bonds shall be redeemed and paid at the redemption price thereof out of the money provided therefor. The Owners of such Bonds so called for redemption after such redemption date shall be entitled to payment thereof only from the related interest and sinking fund or the trust fund established for such purpose. All Bonds redeemed shall be cancelled forthwith by the Paying Agent and shall not be reissued.

(f) Right to Rescind Notice. The District may rescind any optional redemption and notice thereof for any reason on any date prior to the date fixed for redemption by causing written notice of the rescission to be given to the owners of the Bonds so called for redemption. Any optional redemption and notice thereof shall be rescinded if for any reason on the date fixed for redemption moneys are not available in the related interest and sinking fund or otherwise held in trust for such purpose in an amount sufficient to pay in full on said date the principal of and premium, if any, and interest due on the Bonds called for redemption. Notice of rescission of redemption shall be given in the same manner in which notice of redemption was originally given. The actual receipt by the owner of any Bond of notice of such rescission shall not be a condition precedent to rescission, and failure to receive such notice or any defect in such notice shall not affect the validity of the rescission.

(g) Funds for Redemption. Prior to or on the redemption date of any Bonds there shall be available in the related interest and sinking fund of the District, or held in trust for such purpose as provided by law, monies for the purpose and sufficient to redeem, at the redemption prices as in this Resolution provided, the Bonds designated in the notice of redemption. Such monies shall be applied on or after the redemption date solely for payment of principal of and premium, if any, and interest due on the Bonds to be redeemed upon presentation and surrender of such Bonds, provided that all monies in the related interest and sinking fund of the District shall be used for the purposes established and permitted by law. Any interest due on or prior to the redemption date shall be paid from the related interest and sinking fund of the District, unless otherwise provided to be paid from such monies held in trust. If, after all of the Bonds have been redeemed and cancelled or paid and cancelled, there are monies remaining in the related interest and sinking fund of the District or otherwise held in trust for the payment of redemption price of the Bonds, the monies shall be held in or returned or transferred to any interest and sinking fund of the District for payment of any outstanding bonds of the District payable from such fund; provided, however, that if the monies are part of the proceeds of bonds of the District, the monies shall be transferred to the fund created for the payment of principal of and interest on such bonds. If no such bonds of the District are at such time outstanding, the monies shall be transferred to the general fund of the District as provided and permitted by law.

(h) *Defeasance of Bonds*. If at any time the District shall pay or cause to be paid or there shall otherwise be paid to the Owners of any or all of the outstanding Bonds of a Series all or any part of the principal of and premium, if any, and interest on such Bonds at the times and in the manner provided herein and in such Bonds, or as provided in the following paragraph, or as otherwise provided by law consistent herewith, then such Owners of such Bonds shall cease to be entitled to the obligation of the District as provided in Section 10 hereof, and such obligation and all agreements and covenants of the District and of the County to such Owners hereunder and under such Bonds shall thereupon be satisfied and discharged and shall terminate, except only that the District shall remain liable for payment of all principal of and premium, if any, and interest on such Bonds, but only out of monies on deposit in the related interest and sinking fund of the District or otherwise held in trust for such payment; and provided further, however, that the provisions of subsection (i) of this Section shall apply in all events.

For purposes of this Section, the District may pay and discharge any or all of the Bonds of a Series by depositing in trust with the Paying Agent or an escrow agent, selected by the District, at or before maturity, money and/or Defeasance Securities, in an amount which will, together with the interest to accrue thereon and available monies then on deposit in the related interest and sinking fund of the District, be fully sufficient to pay and discharge the indebtedness on such Bonds (including all principal, interest and redemption premium, if any) at or before their respective maturity dates.

The term "Defeasance Securities" means (a) non-callable direct and general obligations of the United States of America (including state and local government series), or obligations that are unconditionally guaranteed as to principal and interest by the United States of America, including (in the case of direct and general obligations of the United States of America) evidences of direct ownership of proportionate interests in future interest or principal payments of such obligations; provided that investments in such proportionate interests must be limited to circumstances wherein (i)a bank or trust company acts as custodian and holds the underlying United States obligations; (ii) the owner of the investment is the real party in interest and has the right to proceed directly and individually against the obligor of the underlying United States obligations; and (iii) the underlying United States obligations are held in a special account, segregated from the custodian's general assets, and are not available to satisfy any claim of the custodian, any person claiming through the custodian, or any person to whom the custodian may be obligated; (b) non-callable obligations of government sponsored agencies that are rated in one of the two highest rating categories assigned by S&P (defined herein) or Moody's (defined herein) but are not guaranteed by a pledge of the full faith and credit of the United States of America; and (c) Advance Refunded Municipal Securities.

The term "Advance Refunded Municipal Securities" means any bonds or other obligations of any state of the United States of America or of any agency, instrumentality or local government unit of any such state (a) which are not callable prior to maturity or as to which irrevocable instructions have been given to the trustee, fiscal agent or other fiduciary for such bonds or other obligations by the obligor to give due notice of redemption and to call such bonds or other obligations for redemption on the date or dates specified in such instructions, (b) which are secured as to principal, premium, if any, and interest by a fund consisting only of cash, direct U.S. or U.S. guaranteed obligations, or any combination thereof, which fund may be applied only to the payment of such principal, premium, if any, and interest on such bonds or other obligations on the maturity date or dates thereof or the redemption date or dates specified in the irrevocable instructions referred to in clause (a) above, as appropriate, and (c) as to which the principal of and premium, if any, and interest on the bonds and obligations of the character described in clause (a) above which have been deposited in such fund, along with any cash on deposit in such fund, have been verified by an independent certified public accountant as being sufficient to pay principal of and premium, if any, and interest on such bonds or other obligations on the maturity date or dates thereof or on the redemption date or dates specified in the irrevocable instructions referred to in clause (a) above, as applicable.

The term "Moody's" means Moody's Investors Service, Inc., a corporation duly organized and existing under the laws of the State of Delaware, and its successors and assigns, except that if such entity shall be dissolved or liquidated or shall no longer perform the functions of a securities rating agency, then the term "Moody's" shall be deemed to refer to any other nationally recognized securities rating agency selected by the District.

The term "S&P" means Standard & Poor's Ratings Services, a Standard & Poor's Financial Services LLC business duly organized and existing under the laws of the State of New York, and its successors and assigns, except that if such entity shall be dissolved or liquidated or shall no longer perform the functions of a securities rating agency, then the term "S&P" shall be deemed to refer to any other nationally recognized securities rating agency selected by the District.

(i) Unclaimed Monies. Any money held in any fund created pursuant to this Resolution, or by the Paying Agent or an escrow agent in trust, for the payment of the principal of and premium, if any, and interest on a Series of Bonds and remaining unclaimed for two years after the principal of all of such Series of Bonds has become due and payable (whether

by maturity or upon prior redemption) shall be transferred to the interest and sinking fund of the District for payment of any outstanding bonds of the District payable from the fund; or, if no such bonds of the District are at such time outstanding, the monies shall be transferred to the general fund of the District as provided and permitted by law.

Section 7. Sale of the Bonds.

(a) *Determination of Method of Sale.* The Board hereby authorizes the sale of the Bonds by either a negotiated sale or a competitive sale. An Authorized Officer is hereby authorized to determine, in consultation with the District's Municipal Advisor and Bond Counsel, the method of sale that is expected to result in the lowest true interest cost or otherwise provide the most favorable terms for the District.

(b) *Negotiated Sale of the Bonds*. If an Authorized Officer determines that a negotiated sale of the Bonds is expected to result in the lowest true interest cost for the Bonds, such Authorized Officer shall also find that volatile market conditions, debt structuring flexibility, the District's financial and enrollment considerations, the ability to include a retail order period to garner additional investor interest, and the ability to provide meaningful roles for underwriting firms of various sizes make a negotiated sale more advantageous for the District, and the District hereby requests the County to authorize and provide for the sale of each series or subseries of Bonds by negotiated sale pursuant to one or more Bond Purchase Agreements to be entered into with the underwriters selected as herein provided; provided, however, that, in each case, (i) the interest rate on any Bond shall not be in excess of 8.00% per annum, (ii) the true interest cost for each applicable series of Bonds shall not be in excess of 6.00%, (iii) the ratio of total debt service to principal of each series of Bonds shall not exceed four to one, (iv) each underwriter's discount shall not exceed 1.00% of the principal amount of the corresponding Bonds and (v) the Bonds shall otherwise conform to the limitations specified herein. The Chief Financial Officer shall designate which underwriters shall act as senior manager(s), co-senior manager(s) and co-manager(s) in accordance with the District's Debt Management Policy. and (v) the Bonds shall otherwise conform to the limitations specified herein. The Chief Financial Officer shall designate which underwriters shall act as senior manager(s), co-senior manager(s) and co-manager(s) in accordance with the District's Debt Management Policy.

(c) *Competitive Sale of the Bonds*. In the event an Authorized Officer determines that a competitive sale of the Bonds is expected to result in the lowest true interest cost for the Bonds, the following sections shall apply:

(i) The District requests the County to authorize and provide for the sale of the Bonds upon the taking of public bids and by means of an Official Notice of Sale, in substantially the form submitted to this meeting and made a part hereof as though set forth herein. Such Bonds shall be sold to the responsible bidder who makes the best responsive bid therefor, after publication of a Notice of Intention to Sell Bonds. The Official Notice of Sale with respect to the competitively sold Bonds shall require that (i) the purchase price of such Bonds shall be no less than the principal amount thereof; (ii) such Bonds shall otherwise conform to the limitations specified in this Resolution, including specifically that (A) the interest rate on any Bond shall not be in excess of 8.00% per annum, (B) the true interest cost for each applicable series of Bonds shall not be in excess of 6.00%, (C) the ratio of total debt service to principal of each series of Bonds shall not exceed four to one, (D) each underwriter's discount shall not exceed 1.00% of the principal amount of the corresponding Bonds and (E) the Bonds shall otherwise conform to the limitations specified herein. The form of the Official Notice of Sale on file with the Executive Officer of the Board of Education is hereby approved,

and the Authorized Officers are each hereby authorized to publicize one or more instruments in substantially said form and award the sale pursuant thereto and pursuant to one or more certificates of award (the "Certificate of Award"), subject to such changes or revisions to the Official Notice of Sale as may be acceptable to the Authorized Officer, and the District's approval of all such changes shall be conclusively evidenced by the execution and delivery of the Certificate of Award. The District reserves the right to reject all bids and to re-bid the Bonds, or, if necessary, to sell the Bonds by negotiated sale as permitted by law, upon consultation with the Municipal Advisor, and upon terms and conditions otherwise in conformity with the limitations contained in this Resolution.

(ii) The Certificate of Award or such other document awarding the sale of the Bonds, shall recite the terms of the Bonds sold under such document in accordance with Section 4 hereof as determined in the sale thereof. The Certificate of Award shall recite the aggregate principal amount of the Bonds and shall recite the date thereof, the maturity dates, principal amounts and annual rates of interest of each maturity thereof, the initial and semiannual Interest Payment Dates thereof, and the terms of optional, extraordinary and mandatory sinking fund redemption thereof, if any.

(d) *Costs of Issuance and Good Faith Estimates.* In accordance with Section 5852.1 of the Government Code and Section 15146(b)(1)(D) of the Education Code, estimates of the costs of issuance and good faith estimates of the following have been obtained from the Municipal Advisor and are set forth on Exhibit A attached hereto: (i) the true interest cost of the Bonds, (ii) the sum of all fees and charges paid to third parties with respect to the Bonds, (iii) the amount of proceeds of the Bonds expected to be received net of the fees and charges paid to third parties and any reserves or capitalized interest paid or funded with proceeds of the Bonds, and (iv) the sum total of all debt service payments on the Bonds calculated to the final maturity of the Bonds plus the fees and charges paid to third parties not paid with the proceeds of the Bonds. In accordance with Section 15146(d) of the Education Code, the actual costs associated with each issuance of a series of Bonds shall be presented to this Board of Education at its next scheduled public meeting following the sale of a series of Bonds.

(e) *Cost of Issuance.* In accordance with Section 15146(h) of the Education Code, the Authorized Officers are each hereby authorized to cause to be deposited in a costs of issuance account, which may be held by a bank, national banking association or trust company meeting the qualifications necessary to be a paying agent set forth in Section 5 hereof, as cost of issuance administrator, proceeds of sale of the Bonds (exclusive of any premium or accrued interest received) in an amount not exceeding 2.00% of the principal amount of the Bonds sold, as shall be set forth in the Bond Purchase Agreement or Certificate of Award for the purposes of paying the costs associated with the issuance of the Bonds.

Section 8. Bond Purchase Agreement and Certificate of Award.

(a) The form of Bond Purchase Agreement, for use in the event the Bonds are determined to be sold by negotiated sale, submitted to and on file with the Executive Officer of this Board of Education, is hereby approved. The Authorized Officers are, and each of them is, hereby authorized, and any one of the Authorized Officers is hereby directed, for and in the name of the District, to execute and deliver one or more Bond Purchase Agreements in the form presented to this meeting, with such changes, insertions and omissions as the Authorized Officer executing the same may require or approve, such requirement or approval to be conclusively evidenced by the execution of the Bond Purchase Agreement by such Authorized Officer; provided that the terms of the applicable series or subseries of Bonds and the sale thereof shall conform in all respects with the limitations contained in this Resolution.

The Board of Supervisors of the County is hereby requested to cause each Bond Purchase Agreement to be executed and delivered by the County, as is determined by the District and the County Treasurer to be in the best interest of the District, subject to such changes, insertions and omissions as may be acceptable to the District and to the Board of Supervisors or the County officer to whom execution of the Bond Purchase Agreement is delegated.

(b) The form of Certificate of Award, for use in the event the Bonds are determined to be sold by competitive sale, submitted to and on file with the Executive Officer of this Board of Education, is hereby approved. The Authorized Officers are, and each of them is, hereby authorized, and any one of the Authorized Officers is hereby directed, for and in the name of the District, to execute and deliver one or more Certificates of Award in the form presented to this meeting, with such changes, insertions and omissions as the Authorized Officer executing the same may require or approve, such requirement or approval to be conclusively evidenced by the execution of the Certificate of Award by such Authorized Officer; provided that the terms of the applicable series or subseries of Bonds and the sale thereof shall conform in all respects with the limitations contained in this Resolution. The Board of Supervisors of the County is hereby requested to cause each Certificate of Award to be executed and delivered by the County, as is determined by the District and the County Treasurer to be in the best interest of the District, subject to such changes, insertions and omissions as may be acceptable to the District and to the Board of Supervisors or the County officer to whom execution of the Certificate of Award is delegated.

Section 9. Continuing Disclosure Certificate. The form of Continuing Disclosure Certificate, submitted to and on file with the Executive Officer of this Board of Education, is hereby approved. Any Authorized Officer is hereby authorized on behalf of the District to execute one or more Continuing Disclosure Certificates with respect to the Bonds in substantially the form on file with the Board of Education, with such changes, insertions and omissions as the Authorized Officer executing the same may require or approve, such requirement or approval to be conclusively evidenced by the execution of the Continuing Disclosure Certificate by such Authorized Officer. The District hereby covenants and agrees that it will comply with and carry out all of the provisions of the Continuing Disclosure Certificate.

Section 10. Section 10. Authorization of Preliminary Official Statement and Official Statement. (a) *Preliminary Official Statement.* The form of the Preliminary Official Statement relating to the initial issue of Bonds to be publicly offered submitted to and on file with the Executive Officer of this Board of Education, with any such changes as any Authorized Officer acting singly may approve, is hereby approved, and the use of such Preliminary Official Statement in connection with the offering and sale of such Bonds is hereby authorized and approved. The Authorized Officers are each hereby authorized to certify on behalf of the District that such Preliminary Official Statement is deemed final as of its date, within the meaning of Rule 15c2-12 (except for the omission of certain final pricing, rating and related information as permitted by Rule 15c2-12). If it is necessary to make substantial changes to the Preliminary Official Statement hereby approved, this Board of Education shall review a revised draft of such Preliminary Official Statement with accompanying directions and instructions to members of this Board of Education to review such revised Preliminary Official Statement. For subsequent series of Bonds publicly offered, the preparation of a Preliminary Official Statement with respect to each such subsequent series of Bonds, similar in form and content to the Preliminary Official Statement relating to the first series of Bonds with such changes as shall be deemed necessary, is hereby authorized and approved, and the

certification of its finality within the meaning of Rule 15c2-12 by an Authorized Officer and its use in connection with the offering and sale of each such subsequent series of Bonds, are also hereby authorized, following the distribution to this Board of Education of a substantially complete draft of a Preliminary Official Statement relating to such series of Bonds with accompanying directions and instructions to members of this Board of Education to review such Preliminary Official Statement.

(b) *Official Statement.* The preparation and delivery of an Official Statement with respect to the Bonds to be publicly offered (the "Official Statement"), and its use by the underwriters in connection with the offering and sale of such Bonds, is hereby authorized and approved. Such Official Statement shall be in substantially the form of the Preliminary Official Statement distributed in connection with the public offering of such Bonds with such changes, insertions and omissions as may be approved by an Authorized Officer, such approval to be conclusively evidenced by the execution and delivery thereof. The Authorized Officers are each hereby authorized and directed, for and in the name of and on behalf of the District, to execute each final Official Statement, and any amendment or supplement thereto, for and in the name of the District, and thereupon to cause such final Official Statement and any such amendment or supplement to be delivered to the underwriters or purchasers. The final Official Statement when prepared, is approved for distribution in connection with the offering and sale of the Bonds.

Section 11. Deposit and Investment of Proceeds. (a) *Deposit of Proceeds.* Except as permitted by Section 7 hereof, the net proceeds of the sale of the Bonds, exclusive of any premium and accrued interest received, shall be deposited in the County treasury and credited to the building fund of the District (the "Building Fund"). The District shall have sole responsibility that such proceeds be used for the purposes authorized by the Measure for which the Bonds are being issued. Any premium and accrued interest received shall be deposited in the related Interest and Sinking Fund within the County treasury. Additionally, a portion of the proceeds of the Bonds shall be transferred to the Paying Agent, as costs of issuance custodian, for the payment of the costs of issuance relating to the Bonds, as directed by the District.

(b) *Investment of Proceeds.* All funds held by the County Treasurer hereunder on behalf of the District shall be invested by the County Treasurer or its agent in the County Investment Pool, any investment authorized pursuant to Sections 53601 and 53635 of the Government Code, or in any Investment Agreement; provided that such agreements comply with the requirements of Section 148 of the Code, to the extent applicable to the related series or subseries of Bonds, and with the requirements of each rating agency then rating the Bonds necessary in order to maintain the then-current rating on the Bonds.

Subject to a determination by the Chief Financial Officer, any Authorized Officer may request the County Treasurer to invest funds held in an Interest and Sinking Fund of the District and in the Building Fund of the District in specific Investment Agreements. Pursuant to Section 5922 of the California Government Code, this Board of Education hereby finds and determines that the Investment Agreements will reduce the amount and duration of interest rate risk with respect to amounts invested pursuant to the Investment Agreements and are designed to reduce the amount or duration of payment, rate, spread or similar risk or result in a lower cost of borrowing when used in combination with the Bonds or enhance the relationship between risk and return with respect to investments of proceeds of the Bonds and funds held to pay the Bonds.

(c) *Excess Proceeds.* Any excess proceeds of Bonds on deposit in the Building Fund not needed for the authorized purposes set forth herein for which such Bonds are being issued shall be transferred to the applicable Interest and Sinking Fund and applied to the payment of principal of, premium, if any, and interest on the related Bonds.

Section 12. Tax Covenants. (a) *General.* The District shall not take any action, or fail to take any action, if such action or failure to take such action would adversely affect the exclusion from gross income of the interest payable on any Tax-Exempt Bonds under Section 103 of the Code. Without limiting the generality of the foregoing, the District hereby covenants that it will comply with the requirements of the Tax Certificate to be executed by the District on the date of issuance of any Tax-Exempt Bonds (each, a "Tax Certificate"). The provisions of this subsection (a) shall survive payment in full or defeasance of the Tax-Exempt Bonds.

(b) Yield Restriction. In the event that at any time the District is of the opinion that for purposes of this Section it is necessary or helpful to restrict or limit the yield on the investment of any monies held by the County Treasurer on behalf of the District, in accordance with this Resolution or pursuant to law, the District shall so request of the County Treasurer in writing, and the District shall make its best efforts to ensure that the County Treasurer shall take such action as may be necessary in accordance with such instructions so that the Tax-Exempt Bonds will not constitute arbitrage bonds under Section 148 of the Code and the applicable Treasury Regulations promulgated under that section.

(c) Private Activity. The District will not take or omit to take any action or make any use of the proceeds of the Tax-Exempt Bonds or of any other moneys or property which would cause the Tax-Exempt Bonds to be "private activity" bonds within the meaning of Section 141 of the Code.

(d) Arbitrage. The District will make no use of the proceeds of the Tax-Exempt Bonds or of any other amounts or property, regardless of the source, or take or omit to take any action which would cause the Tax-Exempt Bonds to be "arbitrage bonds" within the meaning of Section 148 of the Code.

(e) *Federal Guarantee.* The District will make no use of the proceeds of the Tax-Exempt Bonds or take or omit to take any action that would cause the Tax-Exempt Bonds to be "federally guaranteed" within the meaning of Section 149(b) of the Code.

(f) *Hedge Bonds*. The District will make no use of the proceeds of the Tax-Exempt Bonds or any other amounts or property, regardless of the source, or take any action or refrain from taking any action that would cause either the Tax-Exempt Bonds to be considered "hedge bonds" within the meaning of Section 149(g) of the Code unless the District takes all necessary action to assure compliance with the requirements of Section 149(g) of the Code to maintain the exclusion from gross income of interest on the Tax-Exempt Bonds for federal income tax purposes.

(g) *Information Reporting*. The District will take or cause to be taken all necessary action to comply with the informational reporting requirement of Section 149(e) of the Code.

(h) Reliance on Opinion of Tax Counsel. Notwithstanding any provision of this Section, if the District shall provide to the County Treasurer an Opinion of Tax Counsel that any specified action required under this Section is no longer required or that some further or different action is required to maintain the exclusion from federal income tax of interest on Bonds not issued as Taxable Bonds under Section 103 of the Code, the County Treasurer may conclusively rely on such Opinion of Tax Counsel in complying with the requirements of this

Section and of each Tax Certificate with respect to the Bonds not issued as Taxable Bonds, and the covenants hereunder shall be deemed to be modified to that extent.

Section 13. Professional Services. In connection with the issuance of the Bonds, KNN Public Finance, LLC is hereby appointed to serve as Municipal Advisor (the "Municipal Advisor") to the District, and Dannis Woliver Kelley is hereby appointed to serve as Bond Counsel and Disclosure Counsel to the District.

Section 14. Delegation of Authority. Each Authorized Officer is hereby authorized and directed to, or to authorize in writing any officer or employee of the District to, execute and deliver, for and on behalf of the District, any and all documents and instruments and to do and cause to be done any and all acts and things necessary or advisable in order to consummate the transactions contemplated by this Resolution and otherwise to carry out, give effect to and comply with the terms and intent of this Resolution, the Bond Purchase Agreement or the Certificate of Award, and the Continuing Disclosure Certificate. Without limiting the generality of the foregoing, the President of this Board of Education, the Executive Officer of this Board of Education, and any Authorized Officer are hereby authorized and directed to execute and deliver any and all agreements, certificates and representations, including but not limited to (i) signature certificates, no litigation certificates, and certificates concerning the contents of the Preliminary Official Statement and the Official Statement, (ii) representation letters to The Depository Trust Company, (iii) the Tax Certificate, (iv) a costs administrator agreement, (v) any other certificates proposed to be delivered in connection with the sale or issuance of the Bonds, (vi) any Investment Agreements entered into pursuant to the authority granted hereunder, and (vii) and any other agreements, letters, documents, certificates or representations, which any of them deem necessary and desirable to accomplish the transactions authorized herein.

Section 15. Approval of Actions. All actions heretofore taken by the officers and agents of this Board of Education with respect to the Bonds are hereby approved, confirmed, and ratified.

Section 16. Filing with the County. Pursuant to Section 15140 of the Education Code of the State, the Executive Officer of this Board of Education is hereby authorized and directed to file a certified copy of this Resolution with the Executive Officer-Clerk of the Board of Supervisors of the County, the County Auditor-Controller, and the County Treasurer.

Section 17. Severability. In the event any provision of this Resolution shall be held invalid or unenforceable by any court of competent jurisdiction, such holding shall not invalidate or render unenforceable any other provision hereof.

Section 18. Contract with Bondholders. The provisions of this Resolution shall be a contract with each and every owner of Bonds and the duties of the District and of the Board of Education and the officers of the District shall be enforceable by any owner of Bonds by mandamus or other appropriate suit, action or proceeding in any court of competent jurisdiction.

Section 19. Amendments. This Resolution may be modified or amended without the consent of the Owners in order to cure ambiguities or provide clarification, provided that such modification or amendment does not materially adversely affect the rights of Owners of Bonds. For any other purpose, this Resolution may be modified or amended only with the consent of the Owners of a majority of the aggregate principal amount of all Bonds then outstanding. No such modification or amendment shall extend the maturity of, reduce the interest rate or redemption premium on or principal amount of Bonds or reduce the

percentage of consent required for amendment hereof without the express consent of all the Owners so affected.

Section 20. Effective Date. This Resolution shall take effect from and after its adoption.

PASSED AND ADOPTED this 9th day of June, 2026, by the Board of Education of the Los Angeles Unified School District.

By: _____
Executive Officer, Board of Education

EXHIBIT A

GOVERNMENT CODE SECTION 5852.1 DISCLOSURE AND COSTS OF ISSUANCE ESTIMATES

In accordance with Section 5852.1(a)(1) of the California Government Code and Section 15146(b)(1)(D) of the California Education Code, the following information was obtained from KNN Public Finance, LLC, as the District's Municipal Advisor, with respect to the Bonds approved in the attached Resolution (the "Bonds") assuming the principal amount of the Bonds is $1,400,000,000:

1. True Interest Cost of the Bonds. Based on market interest rates prevailing at the time of preparation of this information, a good faith estimate of the true interest cost of the Bonds, which means the rate necessary to discount the amounts payable on the respective principal and interest payment dates to the purchase price received for the Bonds, is 4.39%.

2. Finance Charge of the Bonds. Based on market interest rates prevailing at the time of preparation of this information, a good faith estimate of the finance charge of the Bonds, which means the sum of all fees and charges paid to third parties (or costs associated with the Bonds), is $11,900,000.

3. Amount of Proceeds to be received. Based on market interest rates prevailing at the time of preparation of this information, a good faith estimate of the amount of proceeds expected to be received by the District for sale of the Bonds less the finance charge of the Bonds described in paragraph 2 above and any reserves or capitalized interest paid or funded with proceeds of the Bonds, is $1,388,100,000.

4. Total Payment Amount. Based on market interest rates prevailing at the time of preparation of this information, a good faith estimate of the total payment amount, which means the sum total of all payments the District will make to pay debt service on the Bonds plus the finance charge of the Bonds described in paragraph 2 above not paid with the proceeds of the Bonds, calculated to the final maturity of the Bonds, is $2,385,733,000.

Attention is directed to the fact that the foregoing information constitutes good faith estimates only. The actual interest cost, finance charges, amount of proceeds and total payment amount may vary from the estimates above due to variations from these estimates in the timing of Bond sales, the amount of Bonds sold, the amortization of the Bonds sold and market interest rates at the time of each sale. The date or dates of sale and the amount of Bonds sold will be determined by the District based on need for project funds and other factors. The actual interest rates at which the Bonds will be sold will depend on the bond market at the time of each sale. The actual amortization of the Bonds will also depend, in part, on market interest rates at the time of each sale. Market interest rates are affected by economic and other factors beyond the District's control. The Board of Education has approved the issuance of each series of Bonds with a maximum true interest cost of 6.00%.

EXECUTIVE OFFICER'S CERTIFICATE

I, Michael McLean, Executive Officer of the Board of Education of the Los Angeles Unified School District, County of Los Angeles, California, hereby certify as follows:

The attached is a full, true and correct copy of a resolution duly adopted at a regular meeting of said Board of Education of said District duly and regularly held at the regular meeting place thereof on June 9, 2026, at which meeting all of the members of said Board of Education had due notice and at which a quorum thereof was present; and at said meeting said resolution was adopted by the following vote:

AYES:

NOES:

ABSTAIN:

ABSENT:

An agenda of said meeting was posted at least 72 hours before said meeting at 333 South Beaudry Avenue, Los Angeles, California, a location freely accessible to members of the public, and a brief description of said resolution appeared on said agenda. A copy of said agenda is attached hereto.

I have carefully compared the same with the adopted resolution on file and of record in my office. Said resolution has not been amended, modified or rescinded since the date of its adoption, and the same is now in full force and effect.

WITNESS my hand this ____ day of _____, 2026.

By: _____
Executive Officer of the Board of
Education of Los Angeles
Unified School District

ATTACHMENT B

RESOLUTION OF THE BOARD OF SUPERVISORS OF THE COUNTY OF LOS ANGELES AUTHORIZING THE ISSUANCE AND SALE OF NOT TO EXCEED $1,400,000,000 AGGREGATE PRINCIPAL AMOUNT OF GENERAL OBLIGATION BONDS OF LOS ANGELES UNIFIED SCHOOL DISTRICT UNDER THE DISTRICT'S MEASURE Q, MEASURE RR AND MEASURE US BOND AUTHORIZATIONS, OR ANY COMBINATION THEREOF, IN ONE OR MORE SERIES OR SUBSERIES AND IN THE FORM OF TAX-EXEMPT OR FEDERALLY TAXABLE BONDS, BY NEGOTIATED OR COMPETITIVE SALE PURSUANT TO ONE OR MORE BOND PURCHASE AGREEMENTS OR NOTICES OF SALE, PRESCRIBING THE TERMS OF SALE OF THE BONDS, APPROVING THE FORMS OF AND AUTHORIZING THE EXECUTION AND DELIVERY OF ONE OR MORE BOND PURCHASE AGREEMENTS, AND AUTHORIZING THE EXECUTION OF NECESSARY DOCUMENTS AND CERTIFICATES AND RELATED ACTIONS

WHEREAS, an election was duly called and regularly held in the Los Angeles Unified School District, County of Los Angeles, California (the "District") on November 4, 2008, pursuant to Section 1(b)(3) of Article XIIIA of the Constitution of the State of California (the "State") and Chapter 1.5 of Title 1, Division 1, Part 10 of the California Education Code (the "Act"), and thereafter canvassed pursuant to law (Measure Q"); and

WHEREAS, at such election there was submitted to and approved by the requisite approval of at least 55% of the qualified electors of the District voting on the measure in the election a question as to the issuance and sale of general obligation bonds of the District for various purposes set forth in the ballot submitted to the voters, in the maximum amount of $7.00 billion, payable from the levy of an *ad valorem* tax against taxable property in the District (the "Measure Q Authorization"); and

WHEREAS, an election was duly called and regularly held in the District on November 3, 2020, pursuant to Section 1(b)(3) of Article XIIIA of the Constitution of the State and the Act, and thereafter canvassed pursuant to law ("Measure RR"); and

WHEREAS, at such election there was submitted to and approved by the requisite approval of at least 55% of the qualified electors of the District voting on the measure in the election a question as to the issuance and sale of general obligation bonds of the District for various purposes set forth in the ballot submitted to the voters, in the maximum amount of $7.00 billion, payable from the levy of an *ad valorem* tax against taxable property in the District (the "Measure RR Authorization"); and

WHEREAS, an election was duly called and regularly held in the District on November 5, 2024, pursuant to Section 1(b)(3) of Article XIIIA of the Constitution of the State and the Act, and thereafter canvassed pursuant to law ("Measure US" and together with Measure Q and Measure RR, the "Measures"); and

WHEREAS, at such election there was submitted to and approved by the requisite approval of at least 55% of the qualified electors of the District voting on the measure in the

election a question as to the issuance and sale of general obligation bonds of the District for various purposes set forth in the ballot submitted to the voters, in the maximum amount of $9.00 billion, payable from the levy of an *ad valorem* tax against taxable property in the District (the "Measure US Authorization"); and

WHEREAS, the Board of Education of the District (the "Board of Education") has requested this Board of Supervisors (the "Board of Supervisors") of the County of Los Angeles (the "County") to authorize and consummate the sale of bonds in one or more series or subseries, by individual Measure or combined series or subseries of multiple Measures pursuant to Section 15231 of the Education Code, and in the form of tax-exempt or federally taxable bonds, or any combination thereof, in an aggregate principal amount not exceeding $1,400,000,000, according to the terms and in the manner hereinafter set forth (bonds issued as a separate series or subseries individually under the Measure Q Authorization and/or in combination with bonds authorized under the Measure RR Authorization and/or the Measure US Authorization, the "Measure Q Bonds," bonds issued as a separate series or subseries individually under the Measure RR Authorization and/or in combination with bonds authorized under the Measure Q Authorization and/or the Measure US Authorization, the "Measure RR Bonds" and bonds issued as a separate series or subseries individually under the Measure US Authorization and/or in combination with bonds authorized under the Measure RR Authorization and/or the Measure Q Authorization, the "Measure US Bonds", and together with the Measure Q Bonds and the Measure RR Bonds, the "Bonds"); and

WHEREAS, the Board of Education deemed it necessary and desirable that the Bonds be issued for the purpose of financing projects authorized to be financed under the Measure Q Authorization, the Measure RR Authorization, and the Measure US Authorization, or any combination of the foregoing; and

WHEREAS, the Board of Education has requested the Board of Supervisors to authorize the sale of the Bonds, [in light of current market conditions, the District's declining enrollment and budget uncertainties, the debt structuring flexibility provided and the ability to include a retail order period and to provide meaningful roles for underwriter firms of various sizes, by negotiated sale pursuant to the Bond Purchase Agreement (the "Bond Purchase Agreement"), in the form presented to this meeting to be entered into with one or more of the underwriters from the District's underwriter bench (each, an "Underwriter" and, collectively, the "Underwriters"), /by competitive sale pursuant to a Notice of Sale in the form presented to this meeting]in accordance to the terms and in the manner set forth in a resolution duly adopted by the Board of Education on June 3, 2025, a certified copy of which has been filed with the Executive Officer-Clerk of this Board of Supervisors (the "District Resolution"); and

WHEREAS, in the District Resolution, the Board of Education of the District found, and informed this Board of Supervisors, that all acts, conditions and things required by the Constitution and laws of the State to exist, to have happened and to have been performed precedent to and in connection with the consummation of the actions authorized by the District Resolution do exist, have happened and have been performed in regular and due time, form and manner as required by law, and that the District is now duly authorized and empowered,

pursuant to each and every requirement of law, to consummate such actions for the purpose, in the manner and upon the terms provided in the District Resolution; and

WHEREAS, there have been prepared and submitted to this meeting the form of the Bond Purchase Agreement; and

WHEREAS, this Board of Supervisors accepts the representations of the Board of Education in the District Resolution that it is desirable for the Board of Supervisors to issue the Bonds on behalf of the District and to sell the Bonds by negotiated/competitive sale for the purposes for which the Bonds have been authorized on the terms and conditions set forth in the District Resolution; and

WHEREAS, applicable law mandates that the Bonds shall be offered for sale by the Board of Supervisors of the County, the County Superintendent of which has jurisdiction over the District, as soon as possible following receipt of a resolution duly adopted by the Board of Education of the District; and

WHEREAS, the Bonds will be issued by this Board of Supervisors in the name of and on behalf of the District, payable from *ad valorem* taxes to be levied on all taxable property in the District, as herein provided.

NOW, THEREFORE, BE IT RESOLVED BY THE BOARD OF SUPERVISORS OF THE COUNTY OF LOS ANGELES AS FOLLOWS:

Section 1. Recitals. All of the above recitals are true and correct.

Section 2. Definitions. For the purposes of this Resolution, unless the context otherwise requires, the terms defined in this Section shall, for all purposes of this Resolution, have the meanings specified herein. Terms used and not defined herein shall have the meanings set forth in the District Resolution. Unless the context otherwise indicates, words importing the singular number shall include the plural number and vice versa.

"Advance Refunded Municipal Securities" shall mean any bonds or other obligations of any state of the United States of America or of any agency, instrumentality or local government unit of any such state (i) which are not callable prior to maturity or as to which irrevocable instructions have been given to the trustee, fiscal agent or other fiduciary for such bonds or other obligations by the obligor to give due notice of redemption and to call such bonds or other obligations for redemption on the date or dates specified in such instructions, (ii) which are secured as to principal of, premium, if any, and interest by a fund consisting only of cash, direct United States or United States guaranteed obligations, or any combination thereof, which fund may be applied only to the payment of such principal of, premium, if any, and interest on such bonds or other obligations on the maturity date or dates thereof or the redemption date or dates specified in the irrevocable instructions referred to in clause (i) above, as appropriate, and (iii) as to which the principal of, premium, if any, and interest on the bonds and obligations of the character described in clause (i) above which have been deposited in such fund, along with any cash on deposit in such fund, have been verified by an independent certified public accountant as being sufficient to pay principal of, premium, if any, and interest on such bonds or other obligations on the maturity date or dates

thereof or on the redemption date or dates specified in the irrevocable instructions referred to in clause (i) above, as applicable.

"Authorized Officer" means the officers of the County, including the County Treasurer, the Deputy Treasurer and their authorized representatives, authorized to act with regard to general obligation bond matters.

"Authorized District Officer" shall mean any of the Chief Financial Officer, the Deputy Chief Financial Officer, the Controller and the Deputy Controller.

"Board of Education" shall mean the Board of Education of the District.

"Board of Supervisors" shall mean the Board of Supervisors of the County.

"Bonds" shall mean the bonds authorized and issued pursuant to this Resolution, at the request of the District pursuant to the District Resolution.

"Building Fund" means the Building Fund established pursuant to Section 13 of this Resolution.

"Business Day" shall mean a day which is not a Saturday, Sunday or a day on which banking institutions in the State or the State of New York and the New York Stock Exchange are authorized or required to be closed.

"Cede & Co." shall mean Cede & Co., the nominee of DTC, and any successor nominee of DTC with respect to the Bonds.

"Chair of this Board of Supervisors" shall mean the Chair, Chairman or Mayor of the Board of Supervisors of the County of Los Angeles, California.

"Chief Financial Officer" shall mean the Chief Financial Officer of the District or any designee of the Chief Financial Officer of the District.

"Clerk" shall mean the Executive Officer-Clerk of the Board of Supervisors of the County or an authorized deputy of such officer.

"Code" shall mean the Internal Revenue Code of 1986.

"Controller" shall mean the Controller of the District or any designee of the Controller of the District.

"Costs of Issuance" means all of the authorized costs of issuing the Bonds as described in Section 15145(a) of the Education Code, including but not limited to, all printing and document preparation expenses in connection with this Resolution, the Bonds and the preliminary Official Statement and Official Statement pertaining to the Bonds and any and all other agreements, instruments, certificates or other documents prepared in connection therewith; rating agency fees; auditor's fees; CUSIP service bureau charges; legal fees and expenses of counsel with respect to the financing, including the fees and expenses of Bond

Counsel and Disclosure Counsel; the fees and expenses of the Municipal Advisor; the fees and expenses of the Paying Agent; fees for credit enhancement (if any) relating to the Bonds; and other fees and expenses incurred in connection with the issuance of the Bonds, to the extent such fees and expenses are approved by the District.

"County" shall mean the County of Los Angeles.

"County Auditor-Controller" shall mean the Auditor-Controller of the County or any authorized deputy thereof.

"County Treasurer" shall mean the Treasurer and Tax Collector of the County or any authorized deputy thereof.

"Defeasance Securities" shall mean

(i) non-callable direct and general obligations of the United States of America (including state and local government series), or obligations that are unconditionally guaranteed as to principal and interest by the United States of America, including (in the case of direct and general obligations of the United States of America), evidences of direct ownership of proportionate interests in future interest or principal payments of such obligations; provided that investments in such proportionate interests must be limited to circumstances wherein

(a) a bank or trust company acts as custodian and holds the underlying United States obligations;

(b) the owner of the investment is the real party in interest and has the right to proceed directly and individually against the obligor of the underlying United States obligations; and

(c) the underlying United States obligations are held in a special account, segregated from the custodian's general assets, and are not available to satisfy any claim of the custodian, any person claiming through the custodian, or any person to whom the custodian may be obligated;

(ii) non-callable obligations of government sponsored agencies that are rated in one of the two highest rating categories assigned by S&P or Moody's but are not guaranteed by a pledge of the full faith and credit of the United States of America; and (iii) Advance Refunded Municipal Securities.

"Deputy Chief Financial Officer" shall mean the Deputy Chief Financial Officer of the District or any designee of the Deputy Chief Financial Officer of the District.

"Deputy Controller" shall mean the Deputy Controller of the District or any designee of the Deputy Controller of the District.

"District" shall mean the Los Angeles Unified School District.

"District Resolution" means the Resolution of the District adopted on June 3, 2025 requesting the Board of Supervisors to sell the Bonds.

"DTC" shall mean The Depository Trust Company, New York, New York, and its successors and assigns.

"Interest Payment Date" shall mean each January 1 and July 1 of each year, commencing on the date set forth in the Bond Purchase Agreement, as applicable, until the final maturity of the Bonds and the final maturity date of the Bonds or such other dates as shall be set forth in the Bond Purchase Agreement, as applicable.

"Interest and Sinking Fund" shall mean the interest and sinking fund of the District designated to correspond to the applicable general obligation bonds or general obligation refunding bonds of the District and related voter-approved bond measure of the District established for such bonds and used only for payment of principal of and interest on such bonds.

"Investment Agreements" shall mean, collectively, investment agreements, guaranteed investment contracts, float contracts or other investment products subject to the requirements set forth in Section 13 hereof.

"Letter of Representations" shall mean the blanket letter of representations from the District to DTC with respect to the Bonds, as such blanket letter of representations may be amended, supplemented or otherwise modified and in effect from time to time.

"Moody's" means Moody's Investors Service, Inc., a corporation duly organized and existing under the laws of the State of Delaware, and its successors and assigns, except that if such entity shall be dissolved or liquidated or shall no longer perform the functions of a securities rating agency, then the term "Moody's" shall be deemed to refer to any other nationally recognized securities rating agency selected by the District.

"Municipal Advisor" means, in accordance with the District Resolution, Public Resources Advisory Group.

"Official Statement" means the Official Statement of the District relating to a series of Bonds.

"Owner" shall mean with respect to any Bond, the Person in whose name such Bond is registered on the Registration Books.

"Paying Agent" shall mean the County Treasurer or any bank, trust company, national banking association or other financial institution appointed as authenticating agent, bond registrar, transfer agent and paying agent for the Bonds in the manner provided in this Resolution.

"Person" shall mean an individual, corporation, limited liability company, firm, association, partnership, trust, or other legal entity or group of entities, including a governmental entity or any agency or political subdivision thereof.

"Record Date" shall mean, with respect to any Interest Payment Date for Bonds, the close of business on the 15th day of the month preceding an Interest Payment Date for such Bonds or such other date or dates as shall be set forth in the related Bond Purchase Agreement, as applicable.

"Registration Books" shall mean the records maintained by the Paying Agent for the registration of ownership and registration of transfer of the Bonds, as defined in this Resolution.

"Resolution" shall mean this Resolution of the Board of Supervisors.

"Resolutions" shall mean, collectively, this Resolution and the District Resolution.

"Securities Act" shall mean the Securities Act of 1933, as amended.

"State" shall mean the State of California.

"S&P" means Standard & Poor's Ratings Services, a Standard & Poor's Financial Services LLC business duly organized and existing under the laws of the State of New York, and its successors and assigns, except that if such entity shall be dissolved or liquidated or shall no longer perform the functions of a securities rating agency, then the term "S&P" shall be deemed to refer to any other nationally recognized securities rating agency selected by the District.

"Tax Certificate" shall mean the Tax Certificate with respect to the Bonds issued as Tax-Exempt Bonds, executed by the District, dated the date of issuance of such Bonds.

"Tax-Exempt Bonds" shall mean the series or subseries of the Bonds bearing interest that is excluded from the gross income of the holders thereof for federal income tax purposes, whether or not such interest is includable as an item of tax preference or otherwise includable directly or indirectly for purposes of calculating other tax liabilities, including any alternative minimum tax or environmental tax under the Code.

"Taxable Bonds" shall mean the series or subseries of the Bonds bearing interest that is included in gross income of the holders thereof for federal income tax purposes.

Section 3. District Resolution Incorporated. The Board of Supervisors hereby acknowledges receipt of the District Resolution. The District Resolution is incorporated herein by reference and all of the provisions thereof are made a part hereof and shall be applicable to the bonds herein provided for, except as herein otherwise expressly provided.

Section 4. Authorization and Designation of the Bonds; Purpose of Bonds.

(a) *Authorization and Designation.* This Board of Supervisors hereby authorizes, in the name of and on behalf of the District, the issuance and sale, by a negotiated/competitive sale of Bonds pursuant to the Measures, in one or more series or subseries, in an aggregate principal amount not exceeding $1,400,000,000, and designates each series or subseries of the Bonds as the "Los Angeles Unified School District (County of Los Angeles, California)

General Obligation Bonds," with appropriate election, series, subseries and other designations as may be set forth in the Bond Purchase Agreement.

(b) *Purpose of Bonds.* The proceeds of the Bonds, exclusive of any premium and accrued interest received, shall be applied to finance projects authorized to be financed under the Measures, and to pay all necessary legal, financial, engineering and contingent costs in connection therewith.

Section 5. Form of Bonds; Execution. (a) *Form of Bonds*. The Bonds shall be issued in fully registered form without coupons. The Bonds, and the paying agent's certificate of authentication and registration and the form of assignment to appear on each of them, shall be in substantially the form attached hereto as Exhibit A, with necessary or appropriate variations, omissions and insertions as permitted or required by this Resolution, including such variations, omissions and insertions as are necessary to reflect the terms, conditions and limitations contained in this Resolution.

(b) *Execution of Bonds*. The Bonds shall be signed by the manual or facsimile signatures of the Chair of the Board of Supervisors and the County Treasurer, and countersigned by the manual or facsimile signature of the Clerk of the Board of Supervisors. The Bonds shall be authenticated by a manual signature of a duly authorized officer of the Paying Agent.

(c) *Valid Authentication*. Only such of the Bonds as shall bear thereon a certificate of authentication and registration in the form set forth in Exhibit A executed by the Paying Agent shall be valid or obligatory for any purpose or entitled to the benefits of this Resolution, and such certificate of the Paying Agent shall be conclusive evidence that the Bonds so authenticated have been duly authenticated and delivered hereunder and are entitled to the benefits of this Resolution.

(d) *Identifying Number*. The Paying Agent shall assign each Bond authenticated and registered by it a distinctive letter, or number, or letter and number, and shall maintain a record thereof at its principal corporate trust office, which record shall be available to the District and the County for inspection.

Section 6. Terms of Bonds. (a) *Date of Bonds*. Each Bond shall be dated the date of delivery or such other date as shall be set forth in the Bond Purchase Agreement.

(b) *Denominations*. The Bonds shall be issued in denominations of $5,000 principal amount or any integral multiple thereof.

(c) *Maturity*. The Bonds shall mature on the dates, in each of the years, in the principal amounts and in the aggregate principal amount as shall be set forth in the Bond Purchase Agreement. No Bond shall mature later than the date which is 25 years from the date of such Bond.

(d) *Interest*. The Bonds shall bear interest at an interest rate or rates not to exceed 8.00% per annum, payable on the Interest Payment Dates in each year computed on the basis of a 360-day year of twelve 30-day months (or on such other basis as shall be set forth

in the Bond Purchase Agreement). Each Bond shall bear interest from the Interest Payment Date for such Bond next preceding the date of authentication thereof, unless it is authenticated as of a date during the period from the Record Date next preceding an Interest Payment Date for such Bond to such Interest Payment Date, inclusive, in which event it shall bear interest from such Interest Payment Date, or unless it is authenticated on or before the Record Date preceding the first Interest Payment Date for such Bond, in which event it shall bear interest from its dated date; provided, however, that if, at the time of authentication of any Bond, interest is in default on any outstanding Bonds of such series or subseries, such Bond shall bear interest from the Interest Payment Date to which interest has previously been paid or made available for payment on the outstanding Bonds of such series or subseries. If provided in the Bond Purchase Agreement, Bonds may have different interest rates for separately defined periods of the term thereof as set forth in the Bond Purchase Agreement.

(e) *Tax-Exempt or Taxable Bonds.* The Bonds may be issued as Tax-Exempt Bonds or Taxable Bonds, or any combination thereof. The Board of Supervisors hereby finds and determines that, pursuant to Section 5903 of the California Government Code, the interest payable on any portion of the Bonds issued as Taxable Bonds will be subject to federal income taxation under the Code in existence on the date of issuance of such Bonds.

Section 7. Payment of Bonds. (a) *Tax Levy.* The money for the payment of principal, redemption premium, if any, and interest with respect to the Bonds shall be raised by taxation upon all taxable property in the District and provision shall be made for the levy and collection of such taxes in the manner provided by law and for such payment out of the Interest and Sinking Fund of the District for the related series or subseries of Bonds as provided in Section 15146 of the Education Code, and the Board of Supervisors hereby covenants to annually levy *ad valorem* taxes for the payment of the Bonds on all property in the District subject to taxation by the District without limitation as to rate or amount (except certain personal property which is taxable at limited rates). The tax levied for each Measure is levied specifically for the purpose of paying each series or subseries of Bonds issued to finance the projects specified in such Measure and for no other purpose.

(b) *Principal.* The principal of the Bonds shall be payable in lawful money of the United States of America to the Owner thereof, upon the surrender thereof at the principal corporate trust office of the Paying Agent.

(c) *Interest; Record Date.* The interest on each series or subseries of Bonds shall be payable on each Interest Payment Date in lawful money of the United States of America to the Owner thereof as of the Record Date preceding such Interest Payment Date, such interest to be paid by check or draft mailed on such Interest Payment Date (if a business day, or on the next business day if the Interest Payment Date does not fall on a business day) to such Owner at such Owner's address as it appears on the Registration Books or at such address as the Owner may have filed with the Paying Agent for that purpose except that the payment shall be made by wire transfer of immediately available funds to any Owner of at least $1,000,000 of outstanding Bonds of a Series who shall have requested in writing such method of payment of interest prior to the close of business on the Record Date immediately preceding any Interest Payment Date. So long as Cede & Co. or its registered

assigns shall be the Owner of the Bonds, payment shall be made in immediately available funds as provided in Section 10(e) hereof.

(d) *Interest and Sinking Fund; Obligation of the District.* Principal, redemption premium, if any, and interest due on Bonds shall be paid from the Interest and Sinking Fund of the District established for such Bonds as provided in Section 15146 of the Education Code. No part of any fund of the County is pledged or obligated to the payment of the Bonds. The obligation for repayment of the Bonds is the sole obligation of the District.

(e) *Pledge of Taxes.* Pursuant to the District Resolution, the District pledges, and grants a lien on and security interest in, all revenues from the property taxes collected from the levy by the Board of Supervisors with respect to each Measure for payment of Bonds issued under such Measures of the District and all amounts on deposit in any Interest and Sinking Fund of the District for the payment of the principal or redemption price of and interest on such Bonds. The District Resolution provides that this pledge and grant shall be valid and binding from the date of adoption of the District Resolution for the benefit of the owners of such Bonds and successors thereto. The District Resolution further provides that the property taxes and amounts held in each Interest and Sinking Fund of the District shall be immediately subject to this pledge and grant, and this pledge and grant shall constitute a lien and security interest which shall immediately attach to the property taxes and amounts held in such Interest and Sinking Fund of the District to secure the payment of such Bonds and shall be effective, binding, and enforceable against the District, its successors, creditors and all others irrespective of whether those parties have notice of the pledge or grant, and without the need of any physical delivery, recordation, filing, or further act.

The District Resolution provides that this pledge and grant is an agreement between the District and the owners of each series of Bonds and of each issue of outstanding general obligation bonds and general obligation refunding bonds to provide security for each series of Bonds and all such other general obligation bonds and general obligation refunding bonds of the District in addition to any statutory lien that may exist, and each such issue of general obligation bonds and general obligation refunding bonds of the District are or were issued to finance or refinance, as applicable, one or more of the projects specified in such Measure and not to finance the general purposes of the District. For the avoidance of doubt, in accordance with Section 15251 of the Education Code, such Bonds are also automatically secured by a statutory lien on all revenues received pursuant to the levy and collection of the tax for each Measure.

(f) *Insurance.* The payment of principal of and interest on all or a portion of the Bonds may be secured by a municipal bond insurance policy as shall be described in the Bond Purchase Agreement. The Bond Purchase Agreement may provide that no municipal bond insurance policy shall be obtained. The District Resolution provides that certain officers of the District are authorized to apply for, or cause to be applied for, municipal bond insurance for the Bonds, and to execute and deliver a contract or contracts in order to obtain such insurance if doing so puts such Bonds (or portion thereof) and the marketing thereof on an economically advantageous basis, and is deemed to be in the best interests of the District, such determination to be conclusively evidenced by the execution and delivery of such contract.

Section 8. Redemption Provisions. (a) *Optional Redemption.* The Bonds of each series or subseries may be subject to redemption, at the option of the District, on the dates and terms as shall be designated in the related Bond Purchase Agreement. The related Bond Purchase Agreement may provide that the Bonds of a series or subseries shall not be subject to optional redemption.

(b) *Selection.* If less than all of the Bonds of a series or subseries, if any, are subject to such redemption and are called for redemption, such Bonds shall be redeemed as directed by the District (or as otherwise set forth in the related Bond Purchase Agreement), and if less than all of the Bonds of any given maturity of a series or subseries are called for redemption, the portions of such Bonds of a given maturity to be redeemed shall be determined by lot (or as otherwise set forth in the related Bond Purchase Agreement).

(c) *Mandatory Sinking Fund Redemption.* The Bonds, if any, which are designated in the related Bond Purchase Agreement as term bonds shall also be subject to redemption prior to their stated maturity dates, without a redemption premium, in part by lot or as otherwise directed by the District (or as otherwise set forth in the related Bond Purchase Agreement), from mandatory sinking fund payments in the amounts and in accordance with the terms to be specified in the Bond Purchase Agreement. Unless otherwise provided in the related Bond Purchase Agreement, the principal amount of each mandatory sinking fund payment of any maturity shall be reduced proportionately or as otherwise directed by the District by the amount of any Bonds of that maturity redeemed in accordance with subsection (a) of this Section prior to the mandatory sinking fund payment date. The related Bond Purchase Agreement may provide that the Bonds shall not be subject to mandatory sinking fund redemption. The County Auditor-Controller is hereby authorized to create such sinking funds or accounts for the term Bonds as shall be necessary to accomplish the purposes of this Section.

(d) *Notice of Redemption.* Notice of any redemption of the Bonds of a series or subseries shall be mailed by the Paying Agent, postage prepaid, not less than 20 nor more than 60 days prior to the redemption date (i) by first class mail to the County and the respective Owners thereof at the addresses appearing on the Registration Books, and (ii) as may be further required in accordance with the Continuing Disclosure Certificate.

Each notice of redemption shall state (i) the date of such notice; (ii) the name of the series or subseries of Bonds and the date of issue of such series or subseries of Bonds; (iii) the redemption date; (iv) the redemption price; (v) the dates of maturity or maturities of Bonds to be redeemed; (vi) if less than all of the Bonds of any maturity of a series or subseries are to be redeemed, the distinctive numbers of the Bonds of each maturity of such series or subseries to be redeemed; (vii) in the case of Bonds of a series or subseries redeemed in part only, the respective portions of the principal amount of the Bonds of each maturity of such series or subseries to be redeemed; (viii) the CUSIP number, if any, of each maturity of Bonds to be redeemed; (ix) a statement that such Bonds must be surrendered by the Owners at the principal corporate trust office of the Paying Agent, or at such other place or places designated by the Paying Agent; (x) notice that further interest on such Bonds will not accrue after the designated redemption date; and (xi) in the case of a conditional notice, that such notice is conditioned upon certain circumstances and the manner of rescinding such conditional notice.

(e) *Effect of Notice.* A certificate of the Paying Agent that the notice of redemption that has been given to Owners as herein provided shall be conclusive as against all parties. Neither the failure to receive the notice of redemption as provided in this Section, nor any defect in such notice shall affect the sufficiency of the proceedings for the redemption of the Bonds called for redemption or the cessation of interest on the date fixed for redemption.

When notice of redemption has been given substantially as provided for herein, and when the redemption price of the Bonds called for redemption is set aside for the purpose as described in subsection (g) of this Section, the Bonds designated for redemption shall become due and payable on the specified redemption date and interest shall cease to accrue thereon as of the redemption date, and upon presentation and surrender of such Bonds at the place specified in the notice of redemption, such Bonds shall be redeemed and paid at the redemption price thereof out of the money provided therefor. The Owners of such Bonds so called for redemption after such redemption date shall be entitled to payment thereof only from the related Interest and Sinking Fund or the trust fund established for such purpose. All Bonds redeemed shall be cancelled forthwith by the Paying Agent and shall not be reissued.

(f) *Right to Rescind Notice.* The District may rescind any optional redemption and notice thereof for any reason on any date prior to the date fixed for redemption by causing written notice of the rescission to be given to the owners of the Bonds so called for redemption. Any optional redemption and notice thereof shall be rescinded if for any reason on the date fixed for redemption moneys are not available in the related Interest and Sinking Fund or otherwise held in trust for such purpose in an amount sufficient to pay in full on said date the principal of and premium, if any, and interest due on the Bonds called for redemption. Notice of rescission of redemption shall be given in the same manner in which notice of redemption was originally given. The actual receipt by the owner of any Bond of notice of such rescission shall not be a condition precedent to rescission, and failure to receive such notice or any defect in such notice shall not affect the validity of the rescission.

(g) *Funds for Redemption.* Prior to or on the redemption date of any Bonds there shall be available in the related Interest and Sinking Fund of the District, or held in trust for such purpose as provided by law, monies for the purpose and sufficient to redeem, at the redemption prices as in this Resolution provided, the Bonds designated in the notice of redemption. Such monies shall be applied on or after the redemption date solely for payment of principal of and premium, if any, and interest due on the Bonds to be redeemed upon presentation and surrender of such Bonds, provided that all monies in the related Interest and Sinking Fund of the District shall be used for the purposes established and permitted by law. Any interest due on or prior to the redemption date shall be paid from the related Interest and Sinking Fund of the District, unless otherwise provided to be paid from such monies held in trust. If, after all of the Bonds have been redeemed and cancelled or paid and cancelled, there are monies remaining in the related Interest and Sinking Fund of the District or otherwise held in trust for the payment of redemption price of the Bonds, the monies shall be held in or returned or transferred to any Interest and Sinking Fund of the District for payment of any outstanding bonds of the District payable from such fund; provided, however, that if the monies are part of the proceeds of bonds of the District, the monies shall be transferred to the fund created for the payment of principal of and interest on such bonds. If no such bonds of the

District are at such time outstanding, the monies shall be transferred to the general fund of the District as provided and permitted by law.

(h) *Defeasance of Bonds.* If at any time the District shall pay or cause to be paid or there shall otherwise be paid to the Owners of any or all of the outstanding Bonds of a series or subseries all or any part of the principal of and premium, if any, and interest on such Bonds at the times and in the manner provided herein and in such Bonds, or as provided in the following paragraph, or as otherwise provided by law consistent herewith, then such Owners of such Bonds shall cease to be entitled to the obligation of the District as provided in Section 7 hereof, and such obligation and all agreements and covenants of the District and of the County to such Owners hereunder and under such Bonds shall thereupon be satisfied and discharged and shall terminate, except only that the District shall remain liable for payment of all principal of and premium, if any, and interest on such Bonds, but only out of monies on deposit in the related Interest and Sinking Fund or otherwise held in trust for such payment; and provided further, however, that the provisions of subsection (i) of this Section shall apply in all events.

For purposes of this Section, the District may pay and discharge any or all of the Bonds of a series or subseries by depositing in trust with the Paying Agent or an escrow agent, selected by the District, at or before maturity, money and/or Defeasance Securities, in an amount which will, together with the interest to accrue thereon and available monies then on deposit in the related Interest and Sinking Fund of the District, be fully sufficient to pay and discharge the indebtedness on such Bonds (including all principal, interest and redemption premiums) at or before their respective maturity dates.

(i) *Unclaimed Monies.* Any money held in any fund created pursuant to this Resolution, or by the Paying Agent or an escrow agent in trust, for the payment of the principal of, premium, if any, or interest on a Series of Bonds and remaining unclaimed for two years after the principal of all of such Series of Bonds has become due and payable (whether by maturity or upon prior redemption) shall be transferred to any Interest and Sinking Fund of the District for payment of any outstanding bonds of the District payable from that fund; or, if no such bonds of the District are at such time outstanding, the monies shall be transferred to the general fund of the District as provided and permitted by law.

Section 9. Paying Agent and Disbursement Agent. (a) *Appointment; Payment of Fees and Expenses.* This Board of Supervisors hereby consents to and confirms the appointment of the County Treasurer or the County Treasurer's third-party designee to act as initial Paying Agent for the Bonds under this Resolution. The County Treasurer is authorized to contract with a third party to perform the services of Paying Agent hereunder. All fees and expenses of the Paying Agent shall be the sole responsibility of the District, and to the extent not paid from the proceeds of sale of the Bonds, or from the related Interest and Sinking Fund, insofar as permitted by law, including specifically by Section 15232 of the Education Code, such fees and expenses shall be paid by the District.

(b) *Resignation, Removal and Replacement of Paying Agent.* The Paying Agent initially appointed or any successor Paying Agent may resign from service as Paying Agent and may be removed at any time by the County Treasurer. If at any time the Paying Agent shall

resign or be removed, the County Treasurer shall appoint a successor Paying Agent, which shall be any bank, trust company, national banking association or other financial institution doing business in and having a corporate trust office in California, with at least $100,000,000 in net assets.

(c) *Principal Corporate Trust Office.* Unless otherwise specifically noted, any reference herein to the Paying Agent shall initially mean the County Treasurer and the designated agents thereof or the successors or assigns thereof, acting in the capacity of Paying Agent, and any reference herein to the "principal corporate trust office" of the Paying Agent for purposes of transfer, registration, exchange, payment, and surrender of the Bonds shall initially mean the office of the County Treasurer or the principal corporate trust office of his designated agent bank or other office of his designated agent bank designated thereby for a particular purpose; provided, however, that in the event that "Paying Agent" shall refer to any successor paying agent, bond registrar, authenticating agent or transfer agent for the Bonds, "principal corporate trust office" shall include the principal corporate trust office or other office of such successor Paying Agent designated thereby for a particular purpose.

(d) *Registration Books.* The Paying Agent shall keep or cause to be kept at its principal corporate trust office sufficient books for the registration and transfer of the Bonds, which shall at all times be open to inspection by the District and the County, and, upon presentation for such purpose, the Paying Agent shall, under such reasonable regulations as it may prescribe, register or transfer or cause to be registered or transferred on the Registration Books, Bonds as provided in Sections 10 and 11 hereof. The Paying Agent shall keep accurate records of all funds administered by it and of all Bonds paid and discharged by it. Such records shall be provided, upon reasonable request, to the District or the County in a format mutually agreeable to the Paying Agent and the District and/or the County.

Section 10. Transfer Under Book-Entry System; Discontinuation of Book-Entry System. (a) Unless otherwise specified in the Bond Purchase Agreement, DTC is hereby appointed depository for each series and subseries of Bonds and each series and subseries of Bonds shall be issued in book-entry form only, and shall be initially registered in the name of "Cede & Co.," as nominee of DTC ("Cede & Co."). One bond certificate shall be issued for each maturity of each series or subseries of Bonds; provided, however, that if different CUSIP numbers are assigned to Bonds of a series or subseries maturing in a single year or, if Bonds of a series or subseries maturing in a single year are issued with different interest rates, additional bond certificates shall be prepared for each such maturity. Registered ownership of such Bonds of each such maturity, or any portion thereof, may not thereafter be transferred except as provided in this Section or Section 11 hereof:

(i) To any successor of DTC, or its nominee, or to any substitute depository designated pursuant to clause (ii) of this Section (a "substitute depository"); provided, however that any successor of DTC, as nominee of DTC or substitute depository, shall be qualified under any applicable laws to provide the services proposed to be provided by it;

(ii) To any substitute depository not objected to by the District, upon (1) the resignation of DTC or its successor (or any substitute depository or its successor)

from its functions as depository, or (2) a determination by the District to substitute another depository for DTC (or its successor) because DTC or its successor (or any substitute depository or its successor) is no longer able to carry out its functions as depository; provided, that any such substitute depository shall be qualified under any applicable laws to provide the services proposed to be provided by it; or

(iii) To any person as provided below, upon (1) the resignation of DTC or its successor (or substitute depository or its successor) from its functions as depository; provided that no substitute depository which is not objected to by the District can be obtained, or (2) a determination by the District that it is in the best interests of the District to remove DTC or its successor (or any substitute depository or its successor) from its functions as depository.

(b) In the case of any transfer pursuant to clause (i) or clause (ii) of subsection (a) of this Section, upon receipt of the outstanding Bonds by the Paying Agent, together with a written request of the District to the Paying Agent, a new Bond for each maturity of each series and subseries shall be executed and delivered (in the aggregate principal amount of such Bonds then outstanding), registered in the name of such successor or such substitute depository, or their nominees, as the case may be, all as specified in such written request of the District. In the case of any transfer pursuant to clause (iii) of subsection (a) of this Section, upon receipt of the outstanding Bonds by the Paying Agent together with a written request of the District to the Paying Agent, new Bonds shall be executed and delivered in such denominations, numbered in the manner determined by the Paying Agent, and registered in the names of such persons, as are requested in such written request of the District, and thereafter, the Bonds shall be transferred pursuant to the provisions set forth in Section 11 hereof; provided, however, that the Paying Agent shall not be required to deliver such new Bonds within a period of less than 60 days after the receipt of any such written request of the District.

(c) In the case of partial redemption or an advance refunding of a series or subseries of Bonds evidencing all or a portion of the principal amount then outstanding, DTC shall make an appropriate notation on the Bonds of such series or subseries indicating the date and amounts of such reduction in principal.

(d) The District and the Paying Agent shall be entitled to treat the person in whose name any Bond is registered as the owner thereof, notwithstanding any notice to the contrary received by the District or the Paying Agent; and the District and the Paying Agent shall have no responsibility for transmitting payments to, communicating with, notifying, or otherwise dealing with any beneficial owners of the Bonds, and neither the District nor the Paying Agent shall have any responsibility or obligation, legal or otherwise, to the beneficial owners or to any other party, including DTC or its successor (or substitute depository or its successor), except for the Owner of any Bonds.

(e) So long as the outstanding Bonds are registered in the name of Cede & Co. or its registered assigns, the District and the Paying Agent shall cooperate with Cede & Co., as sole registered Owner, or its registered assigns in effecting payment of the principal of and interest on the Bonds by arranging for payment in such manner that funds for such payments are properly identified and are made immediately available on the date they are due.

Section 11. Transfer and Exchange. (a) *Transfer*. Following the termination or removal of DTC or successor depository pursuant to Section 10 hereof, any Bond may, in accordance with its terms, be transferred, upon the books required to be kept pursuant to the provisions of Section 9(d) hereof, by the Owner thereof, in person or by the duly authorized attorney of such Owner, upon surrender of such Bond to the Paying Agent for cancellation, accompanied by delivery of a duly executed written instrument of transfer in a form approved by the Paying Agent.

Whenever any Bond or Bonds shall be surrendered for transfer, the designated County officials shall execute and the Paying Agent shall authenticate and deliver, as provided in Section 5, a new Bond or Bonds of the same series, subseries, maturity, interest payment dates and interest rates for a like aggregate principal amount. The Paying Agent may require the payment by any Owner of Bonds requesting any such transfer of any tax or other governmental charge required to be paid with respect to such transfer.

No transfer of any Bond shall be required to be made by the Paying Agent (i) during the period established by the Paying Agent for selection of the applicable series or subseries of Bonds for redemption, and (ii) after any Bond has been selected for redemption.

(b) *Exchange.* The Bonds may be exchanged for Bonds of other authorized denominations of the same series, subseries, term, maturity and interest payment dates and interest rates, by the Owner thereof, in person or by the duly authorized attorney of such Owner, upon surrender of such Bond to the Paying Agent for cancellation, accompanied by delivery of a duly executed request for exchange in a form approved by the Paying Agent.

Whenever any Bond or Bonds shall be surrendered for exchange, the designated County officials shall execute and the Paying Agent shall authenticate and deliver, as provided in Section 5, a new Bond or Bonds of the same series, subseries, term, maturity, interest payment date and interest rates for a like aggregate principal amount. The Paying Agent may require the payment by the Owner requesting such exchange of any tax or other governmental charge required to be paid with respect to such exchange.

No exchange of any Bonds shall be required to be made by the Paying Agent (i) during the period established by the Paying Agent for selection of the Bonds for redemption, and (ii) after any Bond has been selected for redemption.

Section 12. Sale of Bonds; [Bond Purchase Agreement]. (a) *Sale of Bonds.* As requested and directed by the District, the County hereby authorizes the sale of any series of Bonds by negotiated sale pursuant to one or more Bond Purchase Agreements to be entered into with the underwriters designated by the Chief Financial Officer of the District as provided in the District Resolution; provided, however, that, in each case, (i) the interest rate or rates on any Bond shall not be in excess of 8.00% per annum, (ii) the true interest cost for each applicable series of Bonds shall not be in excess of 6.00%, (iii) the ratio of total debt service to principal of each series of Bonds shall not exceed four to one, (iv) each underwriter's discount shall not exceed 1.00% of the principal amount of the corresponding Bonds, and (v) the Bonds shall otherwise conform to the limitations specified herein.

(b) *Bond Purchase Agreement.* The form of Bond Purchase Agreement, attached hereto as Exhibit B, is hereby approved. The County Treasurer is hereby authorized, for and in the name of the County, to execute and deliver one or more Bond Purchase Agreements, as applicable, in the form presented to this meeting, with such changes, insertions and omissions as the County Treasurer executing the same may require or approve, such requirement or approval to be conclusively evidenced by the execution of the Bond Purchase Agreement, as applicable, by the County Treasurer; provided that the terms of the applicable series of Bonds and the sale thereof shall conform in all respects with the limitations contained in this Resolution. The Bond Purchase Agreement shall recite the aggregate principal amount of each series or subseries of Bonds, the date or dates thereof, the maturity dates, principal amounts and annual rates of interest of each maturity thereof, the initial and semiannual Interest Payment Dates thereof, and the terms of optional and mandatory sinking fund redemption thereof, if any.

[In the event of a competitive sale, the following provisions shall replace Section 12a and 12b:

(a) The County hereby authorizes and shall provide for the sale of the Bonds upon the taking of public bids and by means of an Official Notice of Sale, attached hereto as Exhibit B, is hereby approved. Such Bonds shall be sold to the responsible bidder who makes the best responsive bid therefor, after publication of a Notice of Intention to Sell Bonds. The Official Notice of Sale with respect to the competitively sold Bonds shall require that (i) the purchase price of such Bonds shall be no less than the principal amount thereof; (ii) such Bonds shall otherwise conform to the limitations specified in this Resolution, including specifically those terms prescribed by this Section 12(a). The County Treasurer is hereby authorized to publicize one or more instruments in substantially said form and award the sale pursuant thereto and pursuant to one or more certificates of award (the "Certificate of Award"), subject to such changes or revisions to the Official Notice of Sale as may be acceptable to the County Treasurer, and the approval of all such changes shall be conclusively evidenced by the execution and delivery of the Certificate of Award. The County reserves the right to reject all bids and to re-bid the Bonds, or, if necessary, to sell the Bonds by negotiated sale as permitted by law, upon consultation with the Municipal Advisor, and upon terms and conditions otherwise in conformity with the limitations contained in this Resolution.]

Section 13. Deposit and Investment of Proceeds. (a) *Deposit of Proceeds.* The proceeds of sale of the Bonds, exclusive of any premium and accrued interest received, shall be deposited in the County treasury and credited to the building fund of the District (the "Building Fund"). The District shall have sole responsibility that such proceeds be used for the purposes of the Measure Q Authorization, the Measure RR Authorization or the Measure US Authorization under which the Bonds are being issued. Any premium and accrued interest received shall be deposited upon receipt by the District in the applicable Interest and Sinking Fund of the District within the County treasury.

(b) *Investment of Proceeds.* All funds held by the County Treasurer hereunder on behalf of the District shall be invested by the County Treasurer or its agent in the County Investment Pool, any investment authorized pursuant to Sections 53601 and 53635 of the California Government Code, or in any Investment Agreement; provided that such agreements comply with the requirements of Section 148 of the Code, to the extent applicable to the related series or subseries of Bonds, and with the requirements of each

rating agency then rating the Bonds necessary in order to maintain the then-current rating on the Bonds.

Subject to a determination by the Chief Financial Officer, any Authorized District Officer may request the County Treasurer to invest funds held in an Interest and Sinking Fund of the District and in the Building Fund of the District in specific Investment Agreements. Pursuant to Section 5922 of the Government Code, the Board of Education has found and determined that the Investment Agreements will reduce the amount and duration of interest rate risk with respect to amounts invested pursuant to the Investment Agreements and are designed to reduce the amount or duration of payment, rate, spread or similar risk or result in a lower cost of borrowing when used in combination with the Bonds or enhance the relationship between risk and return with respect to investments of proceeds of the Bonds and funds held to pay the Bonds.

(c) *Excess Proceeds.* Any excess proceeds of the Bonds on deposit in the Building Fund not needed for the authorized purposes set forth herein for which the Bonds are being issued shall be transferred to the applicable Interest and Sinking Fund and applied to the payment of principal of, premium, if any, and interest on the Bonds; provided, however, that when all of the principal and interest on all of the Bonds have been paid, any balance then remaining in said fund shall be transferred to the general fund of the District as permitted and provided for in Section 15234 of the Education Code.

Section 14. Tax Covenant. The County acknowledges and relies upon the fact that the District has represented and covenanted that it shall not take any action, or fail to take any action, if such action or failure to take such action would adversely affect the exclusion from gross income of the interest payable on Tax-Exempt Bonds under Section 103 of the Code, and that it will comply with the requirements of each Tax Certificate of the District with respect to a series of the Bonds comprising Tax-Exempt Bonds, and further that such representation and covenant shall survive payment in full or defeasance of the Tax-Exempt Bonds.

Section 15. Limited Responsibility for Official Statement. Neither the Board of Supervisors nor any officer of the County has prepared or reviewed or will prepare or review the Official Statement of the District describing the Bonds, and this Board of Supervisors and the various officers of the County take no responsibility for the contents or distribution thereof provided, however, that solely with respect to a section contained or to be contained therein describing the County's current portfolio holdings, and valuation procedures, as they may relate to funds of the District, the County Treasurer is hereby authorized and directed to prepare and review such information for inclusion in the Official Statement and in the preliminary Official Statement, and to certify to the District prior to or upon the issuance of each series of the Bonds that the information contained in such section does not contain any untrue statement of a material fact or omit to state any material fact necessary in order to make the statements made therein, in the light of the circumstances under which they are made, not misleading.

Section 16. Approval of Actions. The Chair, the Clerk, the County Auditor-Controller, the County Counsel, and the County Treasurer and the deputies and designees of

any of them, are hereby authorized and directed to execute and deliver any and all certificates, representations and agreements, as may be acceptable to County Counsel, including signature certificates, no-litigation certificates, and other certificates proposed to be distributed in connection with each sale of Bonds, necessary and desirable to accomplish the transactions authorized herein.

Section 17. Severability. In the event any provision of this Resolution shall be held invalid or unenforceable by any court of competent jurisdiction, such holding shall not invalidate or render unenforceable any other provision hereof.

Section 18. **Effective Date**. This Resolution shall take effect from and after its adoption.

The foregoing resolution was adopted on the ___ day of ____, 2026, by the Board of Supervisors of the County of Los Angeles and *ex officio* the governing body of all other special assessment and taxing districts, agencies and authorities for which the Board so acts.

EDWARD YEN, Executive Officer-Clerk of the Board of Supervisors of the County of Los Angeles

By: _____
Deputy

APPROVED AS TO FORM:

DAWYN R. HARRISON, County Counsel

By: _____
Senior Deputy County Counsel

EXHIBIT A

FORM OF BOND

Number:
R-__

UNITED STATES OF AMERICA
STATE OF CALIFORNIA
COUNTY OF LOS ANGELES

LOS ANGELES UNIFIED SCHOOL DISTRICT
(COUNTY OF LOS ANGELES, CALIFORNIA)
GENERAL OBLIGATION BONDS, SERIES QRRUS (2026) (DEDICATED UNLIMITED *AD VALOREM* PROPERTY TAX BONDS)

Maturity Date	Interest Rate	Dated	CUSIP No.
_____	%	_____	_____

Registered Owner: CEDE & CO.

Principal Amount: $ _____

On behalf of the Los Angeles Unified School District, County of Los Angeles, State of California (herein called the "District"), the County of Los Angeles (the "County") hereby acknowledges itself obligated to and promises to pay, but only from taxes collected by the County for such purpose pursuant to Section 15250 of the California Education Code, to the Registered Owner identified above or registered assigns (the "Registered Owner"), on the Maturity Date set forth above or upon prior redemption hereof, the Principal Amount specified above in lawful money of the United States of America, and to pay interest thereon in like lawful money from the interest payment date next preceding the date of authentication of this Bond (unless this bond is authenticated as of a date during the period from the Record Date (as defined herein) next preceding any interest payment date to such interest payment date, inclusive, in which event it shall bear interest from such interest payment date, or unless this Bond is authenticated on or before _____, 2026, in which event it shall bear interest from the date hereof); provided, that if, at the time of authentication of any Bond, interest is in default on any outstanding Bonds, this Bond shall bear interest from the interest payment date to which interest has previously been paid or made available for payment on the outstanding Bonds at the interest rate per annum stated above, payable commencing on ____ 1, 2026, and thereafter on January 1 and July 1 in each year, until payment of the principal amount hereof.

The principal hereof is payable to the Registered Owner hereof upon the surrender hereof at the principal corporate trust office of the paying agent/registrar and transfer agent of the District (the "Paying Agent"), initially U.S. Bank Trust Company, National Association, as the agent of the Treasurer and Tax Collector of the County of Los Angeles. The interest hereon is payable to the person whose name appears on the bond registration books of the Paying Agent as the Registered Owner hereof as of the close of business on the 15th day of the month preceding an interest payment date (the "Record Date"), whether or not such day is a business

day, such interest to be paid by check or draft mailed to such Registered Owner at the owner's address as it appears on such registration books, or at such other address filed with the Paying Agent for that purpose. Upon written request, given no later than the Record Date immediately preceding an interest payment date, of the owner of Bonds aggregating at least $1,000,000 in principal amount, interest will be paid by wire transfer in immediately available funds to an account maintained in the United States as specified by the Registered Owner in such request. So long as Cede & Co. or its registered assigns shall be the Registered Owner of this Bond, payment shall be made in immediately available funds as provided in the Resolution hereinafter described.

This Bond is one of a duly authorized issue of bonds of like tenor (except for such variations, if any, as may be required to designate varying series, numbers, denominations, interest rates, maturities and redemption provisions), in the aggregate principal amount of $ [_____], and designated as "Los Angeles Unified School District (County of Los Angeles, California), General Obligation Bonds, Series QRR (2026) (Dedicated Unlimited *Ad Valorem* Property Tax Bonds)" (the "Bonds"). The Bonds were authorized by a vote of the voters voting at an election duly and legally called, held and conducted in the District on November 4, 2008 (Measure Q) or a vote of the voters voting at an election duly and legally called, held and conducted in the District on November 3, 2020 (Measure RR) or a vote of the voters voting at an election duly and legally called, held and conducted in the District on November 5, 2024 (Measure US), or any combination thereof. The Bonds are issued and sold by the Board of Supervisors of the County of Los Angeles, State of California (the "Board of Supervisors") pursuant to and in conformity with the provisions of the Constitution and laws of the State of California and of a Resolution adopted by the Board of Supervisors on _____ , 2026 (the "Resolution"). Capitalized undefined terms used herein have the meanings ascribed thereto in the Resolution.

The Bonds are issuable as fully registered bonds without coupons in the denomination of $5,000 principal amount or any integral multiple thereof, provided that no Bond shall have principal maturing on more than one principal maturity date. Subject to the limitations and conditions and upon payment of the charges, if any, as provided in the Resolution, Bonds may be exchanged for a like aggregate principal amount of Bonds of the same tenor and maturity of other authorized denominations.

This Bond is transferable by the Registered Owner hereof, in person or by attorney duly authorized in writing, at the principal corporate trust office of the Paying Agent, but only in the manner, subject to the limitations and upon payment of the charges provided in the Resolution, and upon surrender and cancellation of this Bond. Upon such transfer, a new Bond or Bonds of authorized denomination or denominations of the same tenor, interest payments, and same aggregate principal amount will be issued to the transferee in exchange herefor.

The District and the Paying Agent may treat the Registered Owner hereof as the absolute owner hereof for all purposes, and the District and the Paying Agent shall not be affected by any notice to the contrary.

The Bonds are subject to redemption as set forth in the Bond Purchase Agreement.

If this Bond is called for redemption and payment is duly provided therefor, interest shall cease to accrue hereon from and after the date fixed for redemption.

All acts, conditions and things required by law to be done or performed precedent to and in the issuance of this Bond have been done and performed in conformity with the laws authorizing the issuance of this Bond; and that this Bond is in substantially the form prescribed by order of the Board of Supervisors duly made and entered on its minutes. The Bonds represent an obligation of the District payable out of the related Interest and Sinking Fund of the District, and the money for the payment of principal hereof and premium, if any, and interest hereon, shall be raised by taxation upon the taxable property of the District.

Unless this Bond is presented by an authorized representative of The Depository Trust Company, a New York corporation ("DTC"), to the Paying Agent for registration of transfer, exchange, or payment, and any Bond issued is registered in the name of Cede & Co. or in such other name as is requested by an authorized representative of DTC (and any payment is made to Cede & Co. or to such other entity as is requested by an authorized representative of DTC), ANY TRANSFER, PLEDGE, OR OTHER USE HEREOF FOR VALUE OR OTHERWISE BY OR TO ANY PERSON IS WRONGFUL inasmuch as the Registered Owner hereof, Cede & Co., has an interest herein.

This Bond shall not be entitled to any benefit under the Resolution, or become valid or obligatory for any purpose, until the certificate of authentication and registration hereon endorsed shall have been signed by the Paying Agent.

IN WITNESS WHEREOF, the County of Los Angeles has caused this Bond to be executed on behalf of the District and in their official capacities by manual or facsimile signatures of the Chair of the Board of Supervisors of the County and the Treasurer and Tax Collector of the County, and to be countersigned by the manual or facsimile signature of the Executive Officer-Clerk of the Board of Supervisors of the County, all as of the date set forth above.

COUNTY OF LOS ANGELES

_____
Chair of the Board of Supervisors

_____
Treasurer and Tax Collector

Countersigned:

_____

Executive Officer-Clerk
of the Board of Supervisors

CERTIFICATE OF AUTHENTICATION AND REGISTRATION

This is one of the Bonds described in the within-mentioned Resolution and authenticated and registered on _____ , 20__.

Treasurer and Tax Collector of the County of Los Angeles, California,
as Paying Agent/Registrar and Transfer Agent

By: U.S. BANK TRUST COMPANY, NATIONAL ASSOCIATION, as agent

By: _____
Authorized Officer

ASSIGNMENT

For value received the undersigned do(es) hereby sell, assign and transfer unto _____ the within-mentioned Bond and hereby irrevocably constitute(s) and appoint(s) _____attorney, to transfer the same on the books of the Paying Agent with full power of substitution in the premises.

_____
I.D. Number

_____
Note: The signature(s) on this Assignment must correspond with the name(s) as written on the face of the within Bond in every particular, without alteration or enlargement or any change whatsoever.

Dated:

Signature Guarantee: _____
Note: Signature must be guaranteed by an eligible guarantor institution.

$[PRINCIPAL AMOUNT]
LOS ANGELES UNIFIED SCHOOL DISTRICT
(County of Los Angeles, California)
General Obligation Bonds, Series QRRUS (2026)
(Dedicated Unlimited *Ad Valorem* Property Tax Bonds)

BOND PURCHASE AGREEMENT

[DATE]

County of Los Angeles
437 Kenneth Hahn Hall of Administration
Treasurer and Tax Collector
500 West Temple Street
Los Angeles, California 90012

Los Angeles Unified School District
c/o Office of the Chief Financial Officer
333 S. Beaudry Avenue, 26th Floor
Los Angeles, CA 90017

Ladies and Gentlemen:

The undersigned, [Underwriters] acting on their own behalf and as representatives (the "Representatives") of the Underwriters identified on the signature page hereof (collectively, the "Underwriters"), hereby offers to enter into this Bond Purchase Agreement (the "Bond Purchase Agreement") with the County of Los Angeles, California (the "County") and the Los Angeles Unified School District (the "District"), which, upon your acceptance hereof, will be binding upon the County, the District and the Underwriters. By execution of this Bond Purchase Agreement, the County acknowledges the terms hereof and recognizes that it will be bound by certain of the provisions hereof, and to the extent binding on the County, acknowledges and agrees to such terms. This offer is made subject to the written acceptance of this Bond Purchase Agreement by the County and the District and delivery of such acceptance to us at or prior to 11:59 p.m., California time, on the date hereof.

Section 1. Purchase and Sale of the Bonds. Upon the terms and conditions and in reliance upon the representations, warranties, and agreements herein set forth, the Underwriters hereby agree to purchase from the County for reoffering to the public, and the County hereby agrees to sell in the name and on behalf of the District to the Underwriters for such purpose, all (but not less than all) of $[AMOUNT] aggregate principal amount of the District's General Obligation Bonds, Series QRRUS (2026) (Dedicated Unlimited *Ad Valorem* Property Tax Bonds) (the "Bonds"). The Bonds shall be dated the date of delivery thereof (the "Date of Delivery") and shall be payable as to interest on each January 1 and July 1, commencing [January 1, 2027]. The Underwriters shall purchase the Bonds at a price of $[PURCHASE PRICE] (the "Purchase Price") (which is equal to the principal amount of the Bonds of $[AMOUNT], [plus] [net] original issue premium of $[PREMIUM], and less Underwriters' discount of $[UNDERWRITERS' DISCOUNT]). From the Purchase Price for the Bonds, the Underwriters shall withhold and hereby

agree to wire on the Close Date (as defined below) $[AMOUNT] to U.S. Bank Trust Company, National Association, as costs administrator (the "Costs Administrator"), to pay the costs of issuance of the Bonds as provided herein. Any authority, discretion, or other power conferred upon the Underwriters by this Bond Purchase Agreement shall be exercised by the Representatives alone.

The County and District acknowledge and agree that (a) the purchase and sale of the Bonds under this Bond Purchase Agreement is an arm's-length commercial transaction between the County and District and the Underwriters; (b) in connection therewith and with the discussions, undertakings and procedures leading up to the consummation of such transaction, the Underwriters are and have been acting solely as principal and not as the agent or fiduciary of the County or District; (c) the Underwriters have not assumed a fiduciary responsibility in favor of the County or District with respect to (i) the offering of the Bonds or the process leading thereto (whether or not the Underwriters, or any affiliate of the Underwriters, has advised or is currently advising the County or District on other matters); or (ii) any other obligation to the County and District except the obligations expressly set forth in this Bond Purchase Agreement; and (d) the County and District have consulted their own legal, financial and other advisors to the extent they have deemed appropriate in connection with this transaction. The County and District acknowledge that it has previously provided the Underwriters with an acknowledgement of receipt of the required Underwriters disclosure under Rule G-17 of the Municipal Securities Rulemaking Board ("MSRB").

Section 2. The Bonds. The Bonds shall be dated their date of delivery, shall bear interest at the rates, and shall mature in the years and amounts as shown on Appendix A hereto, which is incorporated herein by this reference. The Bonds shall otherwise be as described in the Official Statement (as defined herein), and shall be issued and secured pursuant to the provisions of (i) Section 1(b)(3) of Article XIIIA of the California Constitution and Chapters 1 and 1.5 of Part 10 of Division 1 of Title 1 of the California Education Code, commencing with Section 15100 *et seq*. (collectively, the "Bond Law"), (ii) a Resolution of the Board of Education of the District (the "Board of Education") adopted on _____, 2026 (the "District Resolution"), and (iii) a resolution of the Board of Supervisors of the County (the "Board of Supervisors"), adopted on_____, 2026, authorizing the issuance of the Bonds on behalf of the District and certain related documents and actions (the "County Resolution" and together with the District Resolution, the "Resolutions"). The Bonds shall be issued on a federally tax-exempt basis (the "Tax-Exempt Bonds") with the exception of the Bonds maturing on _____, 20___] (the "Federally Taxable Bonds") which shall be issued on a federally taxable basis.

A portion of the proceeds of the Bonds attributable to the Measure Q Authorization (defined below) will, after payment of costs of issuance thereto, fund certain school projects (collectively, the "Measure Q Projects") approved by voters in the November 4, 2008 election approving Measure Q (the "Measure Q Authorization"). A portion of the proceeds of the Bonds attributable to the Measure RR Authorization (defined below) will, after payment of costs of issuance thereto, fund certain school projects (collectively, the "Measure RR Projects") approved by voters in the November 3, 2020 election approving Measure RR (the "Measure RR Authorization"). A portion of the proceeds of the Bonds attributable to the Measure US Authorization (defined below) will, after payment of costs of issuance thereto, fund certain school projects (collectively, the "Measure US Projects") approved by voters in the November 5, 2024

election approving Measure US (the "Measure US Authorization"). Certain provisions for the redemption of the Bonds, not otherwise specified in the Resolutions, are shown in Appendix A hereto and incorporated herein by reference, all as provided in the Resolutions. Capitalized terms used and not otherwise defined herein shall have the meanings ascribed to such terms in the Official Statement or, if not defined in the Official Statement, in the Resolutions.

Upon the written acceptance of this Bond Purchase Agreement by the County and the District, the Representatives, on behalf of the Underwriters, shall deliver, within twenty-four (24) hours of such acceptance, by federal funds wire transfer (to the County's account at a bank having an office located in the State of California (the "State") and having a demand account relationship with the County and payable in immediately available funds), for the account of the County, the amount of $[Good Faith Deposit], as a good-faith deposit ("Good Faith Deposit") for the performance by the Underwriters of their obligations to accept and pay for the Bonds at Closing (as defined herein) in accordance with the provisions of this Bond Purchase Agreement. Upon receipt, such amount shall be held by the County pending Closing (except as provided below), although the proceeds thereof may be invested by the County pending the Closing. At the Closing, the Underwriters shall pay or cause to be paid the Purchase Price of the Bonds, less the amount of such Good Faith Deposit, without accrued interest, and thereupon the County shall apply the amount of the Good Faith Deposit, to the payment of the balance of such Purchase Price. In the event of the County's inability to deliver the Bonds at the Closing, or if the County or the District is unable to satisfy the conditions to the Underwriters' obligations contained herein (unless such conditions are waived by the Underwriters), or if the Underwriters' obligations shall be terminated for any reason permitted hereby, the County shall forthwith return the amount of the Good Faith Deposit, without accrued interest, to the Representatives immediately and, subject to Section 15 of this Bond Purchase Agreement, such return shall constitute a full release and discharge of all claims by the Underwriters against the County and the District arising out of the transactions contemplated by this Bond Purchase Agreement. In the event that the Underwriters fail (other than for a reason permitted hereby) to accept and pay for the Bonds at the Closing as herein provided, the proceeds of the Good Faith Deposit, shall be retained and applied by the County and the District in full and complete liquidated damages (and not as a penalty) for such failure and as a discharge of all damages suffered on the part of the County and the District as a result of such failure.

The Bonds shall be executed and delivered under and in accordance with the provisions of this Bond Purchase Agreement, the Bond Law and the Resolutions. The Bonds shall be in book-entry form, shall bear CUSIP numbers, shall be in fully registered form, registered in the name of Cede & Co., as nominee of The Depository Trust Company, New York, New York; the Bonds shall initially be in authorized denominations of $5,000 principal amount or any integral multiple thereof.

Section 3. Use of Documents. The District and the County hereby authorize the Underwriters to use, in connection with the offer and sale of the Bonds, this Bond Purchase Agreement, the Preliminary Official Statement (defined herein) and the Official Statement, the Resolutions, the Continuing Disclosure Agreement (defined herein), and all information contained herein and therein and all of the documents, certificates or statements furnished by the District or the County to the Underwriters in connection with the transactions contemplated by this Bond Purchase Agreement.

Section 4. Public Offering of the Bonds; Establishment of Issue Price.

(a) The Representatives, on behalf of the Underwriters, agree to make a bona fide initial public offering of all the Federally Tax-Exempt Bonds at prices no higher than, or yields not lower than, those set forth on Appendix A hereto. Subsequent to such initial public offering but subject to the provisions set forth below, the Underwriters reserve the right to lower such initial offering prices as the Underwriters deems necessary in connection with the marketing of the Federally Tax-Exempt Bonds; provided, however, that the Underwriters shall not change the interest rates set forth in Appendix A. Subject to the provisions set forth below, the Underwriters may offer and sell the Federally Tax-Exempt Bonds to certain dealers (including dealers depositing the Federally Tax-Exempt Bonds into investment trusts) and others at prices lower than the initial public offering price or prices set forth on Appendix A hereto. Subject to the provisions set forth below, the Underwriters also reserve the right to (i) over-allot or effect transactions which stabilize or maintain the market price of the Federally Tax-Exempt Bonds at levels above those that might otherwise prevail in the open market and (ii) discontinue such stabilizing, if commenced, at any time without prior notice. The Representatives, on behalf of the Underwriters, agree to assist the District in establishing the issue price of the Federally Tax-Exempt Bonds and shall execute and deliver to the District at Closing an "issue price" or similar certificate, together with the supporting pricing wires or equivalent communications, substantially in the form attached hereto as Appendix B, with such modifications as may be appropriate or necessary, in the reasonable judgment of the Representatives, the District and Bond Counsel (as defined herein), to accurately reflect, as applicable, the sales price or prices or the initial offering price or prices to the public of the Federally Tax-Exempt Bonds. All actions to be taken by the District under this section to establish the issue price of the Federally Tax-Exempt Bonds may be taken on behalf of the District by the District's municipal advisor, KNN Public Finance, LLC(the "Municipal Advisor"), and any notice or report to be provided to the District may be provided to the District's Municipal Advisor.

(b) Except as otherwise set forth in Appendix A attached hereto, the District will treat the first price (meaning single) at which 10% of each maturity of the Federally Tax-Exempt Bonds (the "10% test") is sold to the public as the issue price of that maturity (if different interest rates apply within a maturity, each separate CUSIP number within that maturity will be subject to the 10% test). At or promptly after the execution of this Bond Purchase Agreement, the Representatives shall report to the District the price or prices at which the Underwriters have sold to the public each maturity of the Federally Tax-Exempt Bonds. If at that time the 10% test has not been satisfied, but is applicable, as to any maturity of the Federally Tax-Exempt Bonds, the Representatives agree to promptly report to the District the prices at which it sells the unsold Federally Tax-Exempt Bonds of that maturity to the public. Unless the hold-the-offering-price rule (described below) applies, that reporting obligation shall continue, whether or not the Closing Date (as defined herein) has occurred, until either (i) the Underwriters have sold all Federally Tax-Exempt Bonds of that maturity or (ii) the 10% test has been satisfied as to the Federally Tax-Exempt Bonds of that maturity, provided that, the Representatives' reporting obligation after the Closing Date may be at reasonable periodic intervals or otherwise upon request of the District or Bond Counsel. For purposes of this Section, if Federally Tax-Exempt Bonds mature on the same date but have different interest rates, each separate CUSIP number within that maturity will be treated as a separate maturity of the Federally Tax-Exempt Bonds.

(c) The Representatives confirm that the Underwriters have offered the Federally Tax-Exempt Bonds to the public on or before the date of this Bond Purchase Agreement at the offering price or prices (the "initial offering price"), or at the corresponding yield or yields, set forth in Appendix A attached hereto, except as otherwise set forth therein. Appendix A also sets forth, as of the date of this Bond Purchase Agreement, the maturities, if any, of the Federally Tax-Exempt Bonds for which the Representatives represent that (A) the 10% test has been satisfied (assuming orders are confirmed by the end of the day immediately following the day of execution of this Bond Purchase Agreement) and (B) the 10% test has not been satisfied and for which the District and the Representatives, on behalf of the Underwriters, agree that the restrictions set forth in the next sentence shall apply, which will allow the District to treat the initial offering price to the public of each such maturity as of the sale date as the issue price of that maturity (the "hold-the-offering-price rule"). So long as the hold-the-offering-price rule remains applicable to any maturity of the Federally Tax-Exempt Bonds, the Underwriters will neither offer nor sell unsold Federally Tax-Exempt Bonds of that maturity to any person at a price that is higher than the initial offering price to the public during the period starting on the sale date and ending on the earlier of the following:

(i) the close of the fifth (5th) business day after the sale date; or

(ii) the date on which the Underwriters have sold at least 10% of that maturity of the Federally Tax-Exempt Bonds to the public at a price that is no higher than the initial offering price to the public.

The Underwriters will advise the District promptly after the close of the fifth (5th) business day after the sale date whether it has sold 10% of that maturity of the Federally Tax-Exempt Bonds to the public at a price that is no higher than the initial offering price to the public. [The District acknowledges that, in making the representation set forth in this subsection, the Representatives will rely on (i) the agreement of each Underwriter to comply with the hold-the-offering-price rule, as set forth in an agreement among underwriters and the related pricing wires, (ii) in the event a selling group has been created in connection with the initial sale of the Federally Tax-Exempt Bonds to the public, the agreement of each dealer who is a member of the selling group to comply with the hold-the-offering-price rule, if applicable, as set forth in a selling group agreement and the related pricing wires, and (iii) in the event that an Underwriter is a party to a retail distribution agreement that was employed in connection with the initial sale of the Federally Tax-Exempt Bonds to the public, the agreement of each broker-dealer that is a party to such agreement to comply with the hold-the-offering-price rule, if applicable, as set forth in the retail distribution agreement and the related pricing wires. The District further acknowledges that each Underwriter shall be solely liable for its failure to comply with its agreement regarding the hold-the-offering-price rule and that no Underwriter shall be liable for the failure of any other Underwriter, or of any dealer who is a member of a selling group, or of any broker-dealer that is a party to a retail distribution agreement, to comply with its corresponding agreement regarding the hold-the-offering-price rule as applicable to the Federally Tax-Exempt Bonds.]

(d) The Representatives confirm that:

(i) Any agreement among underwriters, selling group agreement and any third-party distribution agreement (to which the Representatives are a party) relating

to the initial sale of the Federally Tax-Exempt Bonds to the public, together with the related pricing wires, contains or will contain language obligating each dealer who is a member of the selling group and each broker-dealer that is a party to such third-party distribution agreement, as applicable:

(A) (1) to report the prices at which it sells to the public the unsold Federally Tax-Exempt Bonds of each maturity allocated to it, whether or not the Closing Date has occurred, until either all Federally Tax-Exempt Bonds of that maturity allocated to it have been sold or it is notified by the Representatives that the 10% test has been satisfied as to the Federally Tax-Exempt Bonds of that maturity, provided that, the reporting obligation after the Closing Date may be at reasonable periodic intervals or otherwise upon request of the Representatives, and (2) to comply with the hold-the-offering-price rule, if applicable, if and for so long as directed by the Representatives,

(B) to promptly notify the Representatives of any sales of Federally Tax-Exempt Bonds that, to its knowledge, are made to a purchaser who is a related party to an underwriter participating in the initial sale of the Federally Tax-Exempt Bonds to the public (each such term being used as defined below), and

(C) to acknowledge that, unless otherwise advised by the Underwriters, dealer or broker-dealer, the Representatives shall assume that each order submitted by the dealer or broker-dealer is a sale to the public.

(ii) Any agreement among underwriters or selling group agreement relating to the initial sale of the Federally Tax-Exempt Bonds to the public, together with the related pricing wires, contains or will contain language obligating each Underwriter that is a party to a third-party distribution agreement to be employed in connection with the initial sale of the Federally Tax-Exempt Bonds to the public to require each broker-dealer that is a party to such third-party distribution agreement to (A) report the prices at which it sells to the public the unsold Federally Tax-Exempt Bonds of each maturity allocated to it, whether or not the Closing Date has occurred, until either all Federally Tax-Exempt Bonds of that maturity allocated to it have been sold or it is notified by the Representatives or Underwriters that the 10% test has been satisfied as to the Federally Tax-Exempt Bonds of that maturity, provided that, the reporting obligation after the Closing Date may be at reasonable periodic intervals or otherwise upon request of the Representatives or Underwriters, and (B) comply with the hold-the-offering-price rule, if applicable, if and for so long as directed by the Representatives or the Underwriters and as set forth in the related pricing wires.

(e) The Underwriters acknowledge that sales of any Federally Tax-Exempt Bonds to any person that is a related party to an underwriter participating in the initial sale of the Federally Tax-Exempt Bonds to the public (each such terms being used as defined below) shall not constitute sales to the public for purposes of this section. Further, for purposes of this section:

(i) "public" means any person other than an underwriter or a related party;

(ii) "underwriter" means (A) any person that agrees pursuant to a written contract with the District (or with the lead underwriter to form an underwriting syndicate) to participate in the initial sale of the Federally Tax-Exempt Bonds to the public and (B) any person that agrees pursuant to a written contract directly or indirectly with a person described in clause (A) to participate in the initial sale of the Federally Tax-Exempt Bonds to the public (including a member of a selling group or a party to a retail distribution agreement participating in the initial sale of the Federally Tax-Exempt Bonds to the public);

(iii) a purchaser of any of the Federally Tax-Exempt Bonds is a "related party" to an underwriter if the underwriter and the purchaser are subject, directly or indirectly, to (A) more than 50% common ownership of the voting power or the total value of their stock, if both entities are corporations (including direct ownership by one corporation of another), (B) more than 50% common ownership of their capital interests or profits interests, if both entities are partnerships (including direct ownership by one partnership of another), or (C) more than 50% common ownership of the value of the outstanding stock of the corporation or the capital interests or profit interests of the partnership, as applicable, if one entity is a corporation and the other entity is a partnership (including direct ownership of the applicable stock or interests by one entity of the other); and

(iv) "sale date" means the date of execution of this Bond Purchase Agreement by all parties.

Section 5. Review of Official Statement. The Underwriters hereby represent that they have received and reviewed the preliminary official statement with respect to the Bonds, dated [_____, 2026] (the "Preliminary Official Statement"). The District represents that it has duly authorized and prepared the Preliminary Official Statement for use by the Underwriters in connection with the sale of the Bonds, and that it has deemed the Preliminary Official Statement to be final as of its date, except for either revision or addition of the initial public offering price(s), interest rate(s), yield(s), selling compensation, aggregate principal amount, principal amount per maturity, delivery date, rating, redemption provisions, credit enhancement and other terms of the Bonds which depend upon the foregoing as provided in and pursuant to Rule 15c2-12 of the Securities and Exchange Commission under the Securities Exchange Act of 1934, as amended (the "Rule").

The Underwriters agree that prior to the time the final Official Statement relating to the Bonds is available, the Underwriters will send to any potential purchaser of the Bonds, upon the request of such potential purchaser, a copy of the most recent Preliminary Official Statement. Such Preliminary Official Statement shall be sent by first-class mail (or other equally prompt means) or electronic copy posted on an accessible website not later than the next business day following the date upon which each such request is received.

The Underwriters hereby represent that they will provide, consistent with the requirements of MSRB Rule G-32, for the delivery of a copy of the Official Statement to each customer who purchases any Bonds during the underwriting period (as such term is defined in MSRB Rule G-11), and deliver a copy of the Official Statement to the MSRB in electronic format as prescribed by the MSRB on or before the Closing Date (as defined herein), and that they will otherwise comply with all applicable statutes and regulations in connection with the offering and sale of the Bonds, including, without limitation, MSRB Rule G-32 and G-36 and the Rule.

Section 6. Closing. At 8:30 a.m., California time, on [_____, 2026] or at such other time or on such other date as shall have been mutually agreed upon by the parties hereto (the "Closing"), the District will direct U.S. Bank Trust Company, National Association, as agent to the Treasurer and Tax Collector of the County (the "Treasurer"), as paying agent for the Bonds (the "Paying Agent") to deliver to the Underwriters, through the facilities of The Depository Trust Company ("DTC"), or at such other place as the District and the Underwriters may mutually agree upon, the Bonds duly executed and in fully registered, book-entry form, and will cause the other documents hereinafter mentioned to be delivered at the offices of Dannis Woliver Kelley("Bond Counsel"), in Long Beach, California or such other place as shall have been mutually agreed upon by the parties hereto.

Upon fulfillment of all conditions to Closing herein, the Underwriters will accept such delivery and pay the Purchase Price thereof in immediately available funds by check or wire transfer (or such other manner of payment as the Representatives and the Treasurer shall mutually agree upon) to the order of the County and as the Costs Administrator, as provided by Section 1 hereof, less the Good Faith Deposit, as provided by Section 2 hereof.

Section 7. Representations, Warranties and Agreements of the District. The District hereby represents, warrants and agrees with the Underwriters that:

(a) ***Due Organization***. The District is a unified school district duly organized and validly existing under the laws of the State, with full legal power to issue the Bonds pursuant to the Bond Law.

(b) ***Due Authorization***. (i) At or prior to the Closing, the District will have taken all action required to be taken by it to authorize the issuance and delivery of the Bonds; (ii) the District has full legal right, power and authority to execute and deliver this Bond Purchase Agreement and the Continuing Disclosure Agreement, to adopt the District Resolution, to issue and to deliver the Bonds, and to perform its obligations under each such document or instrument (collectively, the "District Documents"), and to carry out and effectuate the transactions contemplated by the District Documents; (iii) the execution and delivery or adoption of, and the performance by the District of its obligations contained in, the Bonds and the other District Documents have been duly authorized and such authorization shall be in full force and effect at the time of the Closing; (iv) this Bond Purchase Agreement constitutes, and each of the Bonds, when issued, authenticated, delivered and sold to the Underwriters as provided herein, and each of the other District Documents, when duly executed and delivered, will constitute, a valid and legally binding obligation of the District, enforceable against the District in accordance with its terms; and

(v) the District has duly authorized the consummation by it of all transactions contemplated by the District Documents.

(c) ***Consents***. No consent, approval, authorization, order, filing, registration, qualification, election or referendum, of or by any court or governmental agency or public body whatsoever is required in connection with the issuance, delivery or sale of the Bonds or the consummation of the other transactions effected or contemplated herein or hereby, except for such actions as may be necessary to qualify the Bonds for offer and sale under the Blue Sky or other securities laws and regulations of such states and jurisdictions of the United States as the Underwriters may reasonably request, or which have been taken or obtained; provided, however, that the District shall not be required to subject itself to service of process in any jurisdiction in which it is not so subject as of the date hereof.

(d) ***Internal Revenue Code***. The District has complied with the Internal Revenue Code of 1986, as amended, with respect to the Bonds.

(e) ***No Conflicts***. To the best knowledge of the District, the issuance of the Bonds, and the adoption, execution, delivery and performance of the District Documents and the Bonds, and the compliance with the provisions hereof and thereof do not conflict with or constitute on the part of the District a violation of or default under, the Constitution of the State or any existing law, charter, ordinance, regulation, decree, order or resolution and do not conflict with or result in a violation or breach of, or constitute a default under, any agreement, indenture, mortgage, lease or other instrument to which the District is a party or by which it is bound or to which it is subject, and no event has occurred and is occurring which, with the passage of time or the giving of notice, or both, would constitute such a default, breach or violation which would adversely affect the transactions contemplated hereby.

(f) ***Litigation***. As of the time of acceptance hereof, except as provided in the Preliminary Official Statement and the Official Statement, to the best knowledge of the District, no action, suit, proceeding, hearing or investigation is pending for which the District has been served or threatened in writing against the District: (i) in any way affecting the existence of the District or in any way challenging the respective powers of the several offices or of the titles of the officials of the District to such offices; or (ii) seeking to prohibit, restrain or enjoin the sale, issuance or delivery of any of the Bonds, or the application of the proceeds of the sale of the Bonds, or the collection or levy of any taxes contemplated by the Resolutions and available to pay the principal of and interest on the Bonds, or in any way contesting or affecting the validity or enforceability of the Bonds or the other District Documents or contesting the powers of the District or its authority with respect to the Bonds or the other District Documents or contesting in any way the completeness or accuracy of the Preliminary Official Statement or the Official Statement; or (iii) in which a final adverse decision could (A) materially adversely affect the operations or financial condition of the District or the consummation of the transactions contemplated by the District Documents, (B) declare this Bond Purchase Agreement to be invalid or unenforceable in whole or in material part, or (C) adversely affect the exclusion of the interest paid on the Federally Tax-Exempt Bonds from gross income for federal

income tax purposes and the exemption of such interest paid on the Bonds from State personal income taxation.

(g) ***No Other Debt***. Between the date hereof and the Closing, without the prior written consent of the Representatives, neither the District directly nor any other governmental agency or other body on behalf of the District will have issued in the name and on behalf of the District any bonds, notes or other obligations for borrowed money except for such borrowings as may be described in or contemplated by the Preliminary Official Statement and the Official Statement.

(h) ***Interim Financial Report***. The District has not received a qualified or negative certification in its most recent interim report pursuant to Section 42130 *et seq*. of the California Education Code.

(i) ***Certificates***. Any certificates signed by any officer of the District and delivered to the Underwriters shall be deemed a representation and warranty by the District to the Underwriters, but not by the person signing the same, in such person's individual capacity, as to the statements made therein.

(j) ***Continuing Disclosure***. At or prior to the Closing, the District shall have duly authorized, executed and delivered a continuing disclosure agreement (the "Continuing Disclosure Agreement"). The Continuing Disclosure Agreement shall comply with the provisions of the Rule and be substantially in the form attached to the Preliminary Official Statement and Official Statement in Appendix E. Except as otherwise described in the Preliminary Official Statement and the Official Statement, the District has not failed during the previous five years to comply in all material respects with any previous undertakings in a written continuing disclosure certificate or agreement under the Rule.

(k) ***Official Statement Accurate and Complete***. The Preliminary Official Statement, as of the date thereof, did not, and as of the date hereof does not, contain any untrue statement of a material fact or omit to state any material fact required to be stated therein or necessary to make the statements therein, in the light of the circumstances under which they were made, not misleading. As of the date hereof and on the date of Closing (the "Closing Date"), the Official Statement did not and will not contain any untrue statement of a material fact or omit to state any material fact necessary to make the statements therein, in the light of the circumstances under which they were made, not misleading. If the Official Statement is supplemented or amended pursuant to paragraph (f) of Section 9 of this Bond Purchase Agreement, at the time of each supplement or amendment thereto and (unless subsequently again supplemented or amended pursuant to such paragraph) at all times subsequent thereto during the period up to and including the Closing Date of the Official Statement as so supplemented or amended will not contain any untrue statement of a material fact or omit to state any material fact required to be stated therein or necessary to make the statements therein, in light of the circumstances under which made, not misleading.

(l) ***Financial Statements of District***. The audited financial statements of, and other financial information regarding, the District contained in the Preliminary Official Statement and final Official Statement were prepared in accordance with generally accepted accounting principles and fairly present the financial position and results of operations of the District as of the dates and for the periods therein set forth.

(m) ***Levy of Tax***. The District has taken or will take any and all actions as may be required by the County or otherwise necessary in order to arrange for the levy and collection of taxes, payment of the Bonds, and the deposit and investment of taxes so collected. In particular, the District hereby agrees to provide to the County Auditor and the Treasurer, a copy of the District Resolution, a copy of Appendix A hereto, and the full debt service schedule for the Bonds.

Section 8. Representations, Warranties and Agreements of the County. The County hereby represents, warrants and agrees with the Underwriters that:

(a) The County has the power under the laws of the State to issue the Bonds pursuant to the Bond Law.

(b) (i) At or prior to the Closing, the County will have taken all action required to be taken by it to authorize the issuance and delivery of the Bonds; (ii) the County has full legal right, power and authority to execute and deliver this Bond Purchase Agreement, to adopt the County Resolution, to issue and deliver the Bonds to the Underwriters on behalf of the District and to perform its obligations under each such document or instrument (collectively, the "County Documents"), and to carry out and effectuate the transactions contemplated by the County Documents; (iii) the execution and delivery or adoption of, and the performance by the County of its obligations contained in, the Bonds and the other County Documents have been duly authorized and such authorization shall be in full force and effect at the time of the Closing; (iv) this Bond Purchase Agreement constitutes, and each of the other County Documents, when duly executed and delivered in accordance with the County Resolution, will constitute, a valid and legally binding obligation of the County, enforceable against the County in accordance with its terms; and (v) the County has duly authorized the consummation by it of all transactions contemplated by the County Documents.

(c) No consent, approval, authorization, order, filing, registration, qualification, election or referendum, of or by any court or governmental agency or public body whatsoever is required in connection with the issuance, delivery or sale of the Bonds or the consummation of the other transactions effected or contemplated herein or hereby, except for such actions as may be necessary to qualify the Bonds for offer and sale under the Blue Sky or other securities laws and regulations of such states and jurisdictions of the United States as the Underwriters may reasonably request, or which have been taken or obtained; provided, however, that the County shall not be required to subject itself to service of process in any jurisdiction in which it is not so subject as of the date hereof.

(d) To the best knowledge of the County, the County is not in breach of or default under any applicable constitutional provision, law or administrative regulation of the State or the United States or any applicable judgment or decree or any trust agreement, loan agreement, bond,

note, resolution, ordinance, agreement or other instrument to which the County is a party or to which the County or any of its property or assets is otherwise subject, which breach or default would materially adversely affect the County's ability to enter into or perform its obligations under this Bond Purchase Agreement.

(e) To the best knowledge of the County, the issuance of the Bonds, the adoption, execution, delivery and performance of the County Documents, and the compliance with the provisions of the County Documents do not conflict with or result in on the part of the County a violation or breach of, or default under, any applicable constitutional provision, law or administrative rule or regulation of the State or the United States, or any applicable judgment or decree or any trust agreement, loan agreement, bond, note, resolution, ordinance, agreement or other instrument to which the County is a party or to which the County or any of its property or assets is otherwise subject, where such conflict, violation, breach or default, individually or in the aggregate, shall result in a material adverse change to the County that materially and adversely affects the ability of the Underwriters to market the Bonds or enforce contracts of sale on the Bonds.

(f) As of the time of acceptance hereof, except as will be provided in the Preliminary Official Statement and the Official Statement, to the best knowledge of the County, no action, suit, proceeding, hearing or investigation is pending (in which service of process has been completed against the County) or threatened against the County: (i) in any way affecting the existence of the County or in any way challenging the respective powers of the several offices or the titles of the officials of the County to such offices; (ii) seeking to restrain or enjoin the sale, issuance or delivery of any of the Bonds, the application of the proceeds of the sale of the Bonds, or the levy of any taxes contemplated by the County Resolution, or in any way contesting or affecting the validity or enforceability of the Bonds or the County Documents or contesting the powers of the County or its authority with respect to the Bonds or the County Documents; or (iii) in which a final adverse decision could (a) materially adversely affect the operations of the County or the consummation of the transactions contemplated by the County Documents or the Bonds or (b) declare the County Documents or the Bonds to be invalid or unenforceable in whole or in material part.

(g) Between the date hereof and the Closing, without the prior written consent of the Underwriters, the County will not have issued in the name and on behalf of the District any bonds, notes or other obligations for borrowed money except for such borrowing as may be described in or contemplated by the Preliminary Official Statement and the Official Statement.

(h) Any certificates signed by any officer of the County and delivered to the Underwriters shall be deemed a representation and warranty by the County to the Underwriters, but not by the person signing the same in such person's individual capacity, as to the statements made therein.

Section 9. Covenants of the County and the District. The County and District respectively covenant and agree with the Underwriters that:

(a) ***Securities Laws***. The County and District will furnish such information, execute such instruments, and take such other action in cooperation with the Underwriters if and as the Underwriters may reasonably request in order to qualify the Bonds for offer and sale under the Blue Sky or other securities laws and regulations of such states and

jurisdictions; provided, however, that the County and the District shall not be required to consent to service of process in any jurisdiction in which they are not so subject as of the date hereof.

(b) ***Official Statement***. The District hereby agrees to deliver or cause to be delivered to the Underwriters not later than the earlier of (i) the third business day preceding the Closing Date, or (ii) the seventh business day following the date this Bond Purchase Agreement is signed, copies of a final Official Statement substantially in the form of the Preliminary Official Statement, with only such changes therein as shall have been accepted by the Underwriters, the County and the District (such Official Statement with such changes, if any, and including the cover page and all appendices, exhibits, maps, reports and statements included therein or attached thereto being herein called the "Official Statement") in such quantities as may be requested by the Underwriters and (x) in a "designated electronic format" (as defined in Rule G-32 of the Municipal Securities Rulemaking Board) and (y) in printed form in such reasonable quantities, in order to permit the Underwriters to comply with paragraph (b)(4) of the Rule and with the rules of the MSRB. The District hereby authorizes the Underwriters to use and distribute the Preliminary Official Statement and the Official Statement in connection with the offering and sale of the Bonds.

(c) ***Subsequent Events***. The District hereby agrees to notify the Underwriters of any event or occurrence that may affect the accuracy or completeness of any information set forth in the Official Statement relating to the District until the date which is 25 days following the Closing.

(d) ***Filings***. The District authorizes the Underwriters to promptly file, to the extent required by the applicable rules promulgated by the Securities and Exchange Commission or the MSRB, and the Underwriters agree to file or cause to be filed, the Official Statement with (i) the MSRB or its designee (including the MSRB's Electronic Municipal Market Access system); or (ii) other repositories approved from time to time by the Securities and Exchange Commission (either in addition to or in lieu of the filing referred to above). If an amended Official Statement is prepared in accordance with Section 9(f) of this Bond Purchase Agreement during the "Primary Offering Disclosure Period" (as defined herein), and if required by an applicable Securities and Exchange Commission Rule or MSRB rule, the Underwriters also shall make the required filings of the amended Official Statement.

(e) ***References***. References herein to the Preliminary Official Statement and the final Official Statement include the cover page and all appendices, exhibits, maps, reports and statements included therein or attached thereto.

(f) ***Amendments to the Official Statement***. During the period ending on the twenty-fifth day after the End of the Underwriting Period (or such other period as may be agreed to by the District and the Representatives), the District (i) shall not supplement or amend the Official Statement or cause the Official Statement to be supplemented or amended without the prior written consent of the Underwriters; and (ii) shall notify the Representatives promptly if any event shall occur, or information comes to the attention of

the District, that is reasonably likely to cause the Official Statement (whether or not previously supplemented or amended) to contain any untrue statement of a material fact or to omit to state a material fact necessary to make the statements therein, in the light of the circumstances under which they were made, not misleading. If, in the opinion of the Representatives, such event requires the preparation and distribution of a supplement or amendment to the Official Statement, the District shall prepare and furnish to the Underwriters, at the District's expense, such number of copies of the supplement or amendment to the Official Statement, in form and substance mutually agreed upon by the District and the Representatives, as the Representatives may reasonably request. If such notification shall be given subsequent to the Closing, the District also shall furnish, or cause to be furnished, such additional legal opinions, certificates, instruments and other documents as the Representatives may reasonably deem necessary to evidence the truth and accuracy of any such supplement or amendment to the Official Statement.

For purposes of this Agreement:

(i) the "End of the Underwriting Period" is used as defined in the Rule and shall occur on the later of (A) the Closing Date; or (B) when the Underwriters no longer retain an unsold balance of the Bonds; unless otherwise advised in writing by the Underwriters to the District on or prior to the Closing Date, or otherwise agreed to by the District and the Underwriters, the District may assume that the End of the Underwriting Period is the Closing Date.

(ii) The "Primary Offering Disclosure Period" is used as defined in MSRB Rule G-32 and shall end on the twenty-fifth day after the Closing Date.

Section 10. Representations and Agreements of the Underwriters. The Underwriters represent to and agree with the District and County that, as of the date hereof and as of the date of the Closing, which representations and warranties shall survive the Closing:

(a) The Representatives are duly authorized and have been duly authorized by the Underwriters, pursuant to an agreement among the Underwriters (the "AAU"), to execute this Bond Purchase Agreement, to act hereunder on behalf of the Underwriters and to take all actions, and waive any condition or requirement, required or permitted to be taken or waived hereunder by the Representatives or the Underwriters. The Underwriters are in compliance with MSRB Rule G-37 with respect to the District, and are not prohibited thereby from acting as underwriter with respect to securities of the District.

(b) The Underwriters have not paid or agreed to pay, nor will they pay or agree to pay, any entity, company, firm, or person (including, but not limited to any officer, agent or employee of the District), other than a bona fide officer, agent or employee working for the Underwriters, any compensation, fee, gift or other consideration contingent upon or resulting from the award of or entering into this Bond Purchase Agreement.

(c) Based on representations in the AAU, the Underwriters have, and have had, no financial advisory relationship (as such term is defined in California Government Code Section 53590) with the District or the County with respect to the Bonds, and no investment

firm controlling, controlled by or under common control with any of the Underwriters has or has had any such financial advisory relationship (as such term is defined in California Government Code Section 53590).

(d) The Underwriters are licensed by and registered with the Financial Industry Regulatory Authority as a broker-dealer and the MSRB as a municipal securities dealer. The Underwriters shall comply with all statutes, rules and regulations of all governmental entities in connection with the offering and sale of the Bonds.

(e) The Underwriters have reasonably determined that the District's undertaking to provide continuing disclosure with respect to the Bonds pursuant to Section 7(j) hereof is sufficient to effect compliance with the Rule.

Section 11. Division of Responsibility Between District and County. It is specifically acknowledged and agreed by and between the District and the County that the County shall have no responsibility or liability to ensure or provide compliance with those provisions of this Bond Purchase Agreement which are to be performed solely by the District and the District shall have no responsibility or liability to ensure or provide compliance with those provisions of this Bond Purchase Agreement which are to be performed solely by the County.

Section 12. Conditions to Closing. The Underwriters have entered into this Bond Purchase Agreement in reliance upon the representations and warranties of the County and District contained herein and the performance by the County and District of their respective obligations hereunder, both as of the date hereof and as of the date of Closing. The Underwriters' obligations under this Bond Purchase Agreement are, and shall be subject at the option of the Underwriters, to the following further conditions at the Closing:

(a) ***Representations True***. The representations and warranties of the County and District contained herein shall be true, complete and correct in all material respects at the date hereof and at and as of the Closing, as if made at and as of the Closing, and the statements made in all certificates and other documents delivered to the Underwriters at the Closing pursuant hereto shall be true, complete and correct in all material respects on the date of the Closing; and the County and District shall be in compliance with each of the agreements made by it in this Bond Purchase Agreement.

(b) ***Obligations Performed***. At the time of the Closing, (i) the District Documents and the County Documents shall be in full force and effect and the Resolutions and the Official Statement shall not have been amended, modified or supplemented except as may have been agreed to in writing by the Underwriters; (ii) all actions under the Bond Law which, in the opinion of Bond Counsel, shall be necessary in connection with the transactions contemplated hereby, shall have been duly taken and shall be in full force and effect; (iii) the County and the District shall have adopted, and there shall be in full force and effect such additional resolutions, agreements, opinions and certificates (including with respect to the Federally Tax-Exempt Bonds such certificates as may be required by regulations of the Internal Revenue Service in order to establish the tax-exempt character of the interest on the Federally Tax-Exempt Bonds), as shall be satisfactory in form and substance to Bond Counsel and to the Underwriters, and there shall have been taken in

connection therewith and in connection with the execution and delivery of the Bonds all such actions as shall, in the reasonable opinion of each, be necessary in connection with the transactions contemplated hereby; (iv) all actions under the Resolutions which, in the opinion of Bond Counsel to the District, shall be necessary in connection with the transactions contemplated hereby, shall have been duly taken and shall be in full force and effect; (v) the Bonds shall have been duly authorized, executed and delivered; and (vi) the District and the County shall perform or have performed all of their respective obligations required under or specified in the District Documents and the County Documents to be performed at or prior to the Closing.

(c) ***Adverse Rulings***. No decision, ruling or finding shall have been entered by any court or governmental authority since the date of this Bond Purchase Agreement (and not reversed on appeal or otherwise set aside), or to the best knowledge of the District and County, pending for which it has been served or threatened in writing which has any of the effects described in Section 7(f) or Section 8(f) hereof or contesting in any way the completeness or accuracy of the Preliminary Official Statement or the Official Statement.

(d) ***Marketability***. Between the date hereof and the Closing, the market or the market price or marketability or the ability of the Underwriters to enforce contracts for the sale of the Bonds, at the initial offering prices set forth in the Official Statement, shall not have been materially adversely affected in the sole and reasonable judgment of the Underwriters by reason of any of the following:

(i) legislation enacted or introduced in the Congress or recommended for passage by the President of the United States, or a decision rendered by a court established under Article III of the Constitution of the United States or by the United States Tax Court, or an order, ruling, regulation (final, temporary or proposed) or official statement issued or made or proposed to be made:

(A) by or on behalf of the United States Treasury Department, or by or on behalf of the Internal Revenue Service, with the purpose or effect, directly or indirectly, of causing the inclusion in gross income for purposes of federal income taxation of the interest received by the owners of the Tax-Exempt Bonds; or

(B) by or on behalf of the Securities and Exchange Commission, or any other governmental agency having jurisdiction over the subject matter thereof, to the effect that the Bonds, or obligations of the general character of the Bonds, including any and all underlying arrangements, are not exempt from registration under the Securities Act of 1933, as amended, or would be in violation of any provision of the federal securities laws;

(ii) legislation enacted by the legislature of the State, or a decision rendered by a court of the State, or a ruling, order or regulation (final or temporary) made by State authority, which would have the effect of changing, directly or indirectly, the State tax consequences of interest on obligations of the general character of the Bonds in the hands of the holders thereof;

(iii) there shall have occurred (1) an outbreak or escalation of hostilities or the declaration by the United States of a national emergency or war or (2) any other calamity or crisis in the financial markets of the United States or elsewhere or the escalation of such existing calamity or crisis;

(iv) a general suspension of trading on the New York Stock Exchange or other major exchange shall be in force, or minimum or maximum prices for trading shall have been fixed and be in force, or maximum ranges for prices for securities shall have been required and be in force on any such exchange, whether by virtue of determination by that exchange or by order of the Securities and Exchange Commission or any other governmental authority having jurisdiction;

(v) the declaration of a general banking moratorium by federal, New York or California authorities;

(vi) the imposition by the New York Stock Exchange, other national securities exchange, or any governmental authority, of any material restrictions not now in force with respect to the Bonds, or obligations of the general character of the Bonds, or securities generally, or the material increase of any such restrictions now in force, including those relating to the extension of credit by, or the charge to the net capital requirements of, the Underwriters;

(vii) except as disclosed in or contemplated by the Official Statement, any material adverse change in the affairs or operations of the District shall have occurred;

(viii) the bond ratings of "___," "___" and "___" assigned to the Bonds by Fitch Ratings, Inc., Kroll Bond Rating Agency, LLC, and Moody's Investors Service Inc., respectively, shall have been withdrawn, downgraded or placed on negative watch;

(ix) any event occurring, or information becoming known which, in the reasonable judgment of the Underwriters, makes untrue in any material adverse respect any statement or information contained in the Official Statement, or has the effect that the Official Statement contains any untrue statement of a material fact or omits to state a material fact required to be stated therein or necessary to make the statements made therein, in light of the circumstances under which they were made, not misleading and, in either such event, the District refuses to permit the Official Statement to be supplemented to supply such statement or information, or the effect of the Official Statement as so supplemented is to materially adversely affect the market price or marketability of the Bonds or the ability of the Underwriter to enforce contracts for the sale of the Bonds;

(x) a material disruption in commercial banking or securities settlement, payment or clearance services affecting the Bonds shall have occurred;

(xi) any amendment shall have been made to the federal or State Constitution or action by any federal or State court, legislative body, regulatory

body, or other authority materially adversely affecting the tax status of the District, its property, income, securities (or interest thereon) or the validity or enforceability of the levy of taxes to pay principal of and interest on the Bonds; or

(xii) the purchase of and payment for the Bonds by the Underwriters, or the resale of the Bonds by the Underwriters, on the terms and conditions herein provided shall be prohibited by any applicable law, governmental authority, board, agency or commission.

(e) ***Delivery of Documents***. At or prior to the Closing Date, the Underwriters shall receive sufficient copies of the following documents in each case dated as of the Closing Date and satisfactory in form and substance to the Underwriters:

(1) the approving opinion of Bond Counsel with respect to the Bonds, dated the Closing Date and addressed to the District, substantially in the form attached as APPENDIX D to the Preliminary Official Statement;

(2) a reliance letter from Bond Counsel to the effect that the Underwriters may rely upon the approving opinion of Bond Counsel described in subsection (e)(1) above;

(3) a supplemental opinion of Bond Counsel in a form acceptable to the Underwriters, dated the Closing Date and addressed to the Underwriters, to the effect that:

(i) assuming due authorization, execution and delivery by all the parties thereto, the District Resolution, this Bond Purchase Agreement and the Continuing Disclosure Agreement have each been duly authorized, executed and delivered by the respective parties thereto and constitute legal, valid and binding obligations of the District and are enforceable in accordance with their respective terms, except as enforcement thereof may be limited by bankruptcy, insolvency, reorganization, arrangement, fraudulent conveyance, moratorium or other laws affecting generally the enforcement of creditors' rights and except as their enforcement may be subject to the application of equitable principles and the exercise of judicial discretion in appropriate cases if equitable remedies are sought (provided that no opinion need be rendered regarding the adequacy of the Continuing Disclosure Agreement for purposes of the Rule) and by limitations on the enforcement of legal remedies against public agencies in the State;

(ii) the statements contained in the Preliminary Official Statement (except for information permitted to be excluded pursuant to the Rule) and the Official Statement under the captions "The Bonds" (excluding any and all information relating to The Depository Trust Company and its book-entry system and the County Treasury Pool set forth in Appendix F), "Security and Sources of Payment for the Bonds – General Description" and "Tax Matters," excluding any material that may be treated as included

under such captions by cross reference, to the extent they purport to summarize certain provisions of the Bonds, the Resolutions and the exclusion from gross income of interest on the Federally Tax-Exempt Bonds for federal income tax purposes or the exemption of interest on the Bonds for State income tax purposes, fairly and accurately summarize the matters purported to be summarized thereto; and

(iii) the Bonds are not subject to the registration requirements of the Securities Act of 1933, as amended, and the County Resolution is exempt from qualification pursuant to the Trust Indenture Act of 1939, as amended;

(4) the Continuing Disclosure Agreement signed by an appropriate official of the District and in form and substance reasonably satisfactory to the Underwriters;

(5) a certificate signed by an appropriate official of the District to the effect that (i) such official is authorized to execute this Bond Purchase Agreement, the Official Statement and the Continuing Disclosure Agreement; (ii) the representations, agreements and warranties of the District herein are true and correct as of the date of Closing; (iii) the District has complied with all the terms of the District Documents to be complied with by the District prior to or concurrently with the Closing and the District Documents are in full force and effect; (iv) no litigation is pending (with service of process having been accomplished) or, to the best of the District's knowledge, threatened (either in State or federal courts): (A) seeking to restrain or enjoin the execution, sale or delivery of any of the Bonds, (B) in any way contesting or affecting the authority for the execution, sale or delivery of the Bonds, the Official Statement, the Continuing Disclosure Agreement or this Bond Purchase Agreement, or (C) in any way contesting the existence or powers of the District; (v) such official has reviewed the Official Statement and on such basis certifies that the Official Statement does not contain any untrue statement of a material fact or omit to state a material fact necessary in order to make the statements made therein, in the light of the circumstances under which they were made, not misleading; (vi) each of the conditions listed this Bond Purchase Agreement required to be satisfied by the District has been satisfied on the date thereof and the District is not aware of any other condition of this Bond Purchase Agreement that has not been satisfied on the date thereof; and (vii) the Bonds being delivered on the date of the Closing to the Underwriters under this Bond Purchase Agreement substantially conform to the descriptions thereof contained in the Resolutions, the Preliminary Official Statement (except for information permitted to be excluded pursuant to the Rule) and the Official Statement and this Bond Purchase Agreement;

(6) a certificate signed by an appropriate official of the County to the effect that (i) such official is authorized to execute and to approve this Bond Purchase Agreement; (ii) the representations, agreements and warranties of the County herein are true and correct as of the date of Closing; (iii) the County has complied with all the terms of the County Documents to be complied with by the County

prior to or concurrently with the Closing; (iv) to the best of the County's knowledge, no litigation is pending (with service of process having been accomplished) or threatened (either in State or federal courts): (A) seeking to restrain or enjoin the execution, sale or delivery of any of the Bonds, (B) in any way contesting or affecting the authority for the execution, sale or delivery of the Bonds or this Bond Purchase Agreement, or (C) in any way contesting the existence or powers of the County with respect to the Bonds; (v) each of the conditions listed in Section 12 of this Bond Purchase Agreement required to be satisfied by the County has been satisfied on the date thereof and the County is not aware of any other condition of this Bond Purchase Agreement that has not been satisfied on the date thereof; and (vi) the Bonds being delivered on the date of the Closing to the Underwriters under this Bond Purchase Agreement substantially conform to the descriptions thereof contained in the County Resolution and this Bond Purchase Agreement;

(7) a certificate of the Paying Agent, or its agent, as applicable, dated the date of the Closing, signed by a duly authorized officer of the Paying Agent, or its agent, as applicable, and in form and substance satisfactory to the Underwriters, to the effect that: (i) to the best of such officer's knowledge, the representations and agreements of the Paying Agent in the Master Paying Agent Services Contract, dated as of July 1, 2019 (the "Paying Agent Agreement"), between the County and the Paying Agent, are true and correct as of the date of the Closing; (ii) the Paying Agent Agreement has been duly authorized, executed and delivered and, assuming due execution by the other parties thereto, is enforceable against the Paying Agent in accordance with its terms; and (iii) to the best of such officer's knowledge, no litigation is pending or threatened (either in State or federal courts) (A) seeking to restrain or enjoin the delivery by the Paying Agent of any of the Bonds, or (B) in any way contesting or affecting any authority of the Paying Agent for the delivery of the Bonds or the validity or enforceability of the Bonds or the Paying Agent Agreement;

(8) a tax certificate of the District in form satisfactory to Bond Counsel with respect to the Federally Tax-Exempt Bonds;

(9) evidence satisfactory to the Underwriters that any ratings described in the Official Statement are in full force and effect as of the Closing Date;

(10) the opinion of General Counsel to the District, addressed to the District, the County and the Underwriters, dated the Closing Date, to the effect that: (i) the District is a unified school district validly existing under the Constitution and the laws of the State; (ii) the District has the full right and lawful authority to enter into and perform its duties and obligations under the District Documents and to authorize the issuance and sale of the Bonds; (iii) to the best knowledge of General Counsel to the District, there is no action, suit, proceeding, inquiry or investigation, at law or in equity, before or by any court or public body, pending, or to such counsel's knowledge, threatened against the District contesting in any way the completeness or accuracy of the Preliminary Official Statement (except for

information permitted to be excluded pursuant to the Rule) or the Official Statement or the due adoption of the District Resolution, and there is no breach or default by the District under any other instruments which is caused by the issuance of the Bonds or the execution and delivery of this Bond Purchase Agreement or the Continuing Disclosure Agreement; (iv) General Counsel to the District is not representing the District in connection with any litigation of any nature to restrain or enjoin the execution, delivery or performance of the District Documents, the Bonds or any of the proceedings taken with respect to the issuance of the Bonds, the application of monies to the payment of the Bonds or in any manner questioning the proceedings and authority under which the Bonds were authorized or challenging the validity of the Bonds, the existence or boundaries of the District or the title of the officials of the District who have acted with respect to the proceedings for the issuance of the Bonds on behalf of the District to their respective offices; and (v) the Official Statement has been duly approved by the District.

(11) the opinion of County Counsel for the County ("County Counsel"), as counsel to the Board of Supervisors, addressed to the County, the District and the Underwriters, dated the Closing Date, to the effect that: (i) the County is a political subdivision of the State, duly organized and validly existing under the Constitution and the laws of the State; (ii) the County Resolution approving and authorizing the execution and delivery of this Bond Purchase Agreement and the sale and issuance of the Bonds was duly adopted at a meeting of the Board of Supervisors, which was called and held pursuant to law and with all public notice required by law and at which a quorum was present and acting at the time of adoption of the County Resolution, and the County Resolution has not been modified, amended, rescinded or revoked and is in full force and effect on the date thereof; (iii) to the best knowledge of County Counsel, there is no action, suit, proceeding, inquiry or investigation, at law or in equity, before or by any court, governmental agency, public authority or body, pending or threatened against the County in which service of process has been completed (a) affecting the existence of the County or the titles of its officers who have acted with respect to the proceedings for issuance and sale of the Bonds to their respective offices; (b) seeking to prohibit, restrain or enjoin the execution, delivery or performance of this Bond Purchase Agreement or the issuance of the Bonds or in any way contesting or affecting the validity or enforceability of the Bonds or the County Documents; (c) contesting the powers of the County or its authority to enter into, adopt or perform its obligations under the County Documents; or (d) seeking to restrain or enjoin the levy or collection of tax revenues pledged for payment of the Bonds, or the application thereof to such payment; and (iv) this Bond Purchase Agreement has been duly authorized, executed and delivered by the County and the Bonds have been duly authorized by the County, executed by the County on behalf of the District and delivered by the County and, assuming due authorization, execution and delivery by the other parties thereto, this Bond Purchase Agreement constitutes a legal, valid and binding obligation of the County enforceable against the County in accordance with its terms; provided that any County Counsel opinions regarding the enforcement of the County Documents and the Bonds may be expressly limited by the effect of

bankruptcy, insolvency or other laws affecting the enforcement of creditors' rights generally and by the application of equitable principles if equitable remedies are sought and by the limitations on legal remedies imposed on actions against counties in the State.

(12) the opinion of[Underwriter's Counsel], counsel for the Underwriters ("Underwriters' Counsel"), dated the date of Closing and addressed to the Underwriters, satisfactory in form and substance to the Underwriters;

(13) the letter of Disclosure Counsel in a form subject to the satisfaction of the Representatives, dated the date of Closing and addressed separately to the District and the Underwriters;

(14) a certificate, together with a fully executed copy of each of the District Resolution, of the Executive Officer of the Board of Education to the effect that: (i) such copy is a true and correct copy of the District Resolution; and (ii) that the District Resolution was duly adopted, has not been modified, amended, rescinded or revoked and is in full force and effect on the date of the Closing;

(15) an original or copy of the County Resolution, certified by the Executive Officer - Clerk of the Board of Supervisors;

(16) a certificate of the appropriate official of the District evidencing the District's determination respecting the Preliminary Official Statement in accordance with the Rule;

(17) a transcript of all proceedings relating to the authorization, issuance and delivery of the Bonds; and

(18) such additional legal opinions, certificates, proceedings, instruments and other documents as the Underwriters may reasonably request to evidence compliance (i) by the County, the District and the Paying Agent (and its agent, if applicable) with legal requirements, (ii) the truth and accuracy, as of the time of Closing, of the representations of the County and the District herein contained, and (iii) the due performance or satisfaction by the County, the District and the Paying Agent (and its agent, if applicable) at or prior to such time of all agreements then to be performed and all conditions then to be satisfied by them.

(f) ***Termination***. Notwithstanding anything to the contrary herein contained, if for any reason whatsoever the Bonds shall not have been delivered by the District to the Underwriters as provided in Section 6 hereof, then the obligation to purchase Bonds hereunder shall terminate and be of no further force or effect except with respect to the obligations of the District and the Underwriters that survive termination hereof.

If the County and/or the District shall be unable to satisfy the conditions to the Underwriters' obligations contained in this Bond Purchase Agreement or if the Underwriters' obligations shall be terminated for any reason permitted by this Bond Purchase Agreement, this Bond Purchase Agreement may be canceled by the Underwriters at, or at any time prior to, the

time of Closing. Notice of such cancellation shall be given to the County and the District in writing, or by telephone or electronic communication, confirmed in writing. Notwithstanding any provision herein to the contrary, the performance of any and all obligations of the County and the District hereunder and the performance of any and all conditions contained herein for the benefit of the Underwriters may be waived by the Representatives in writing at their sole discretion.

Section 13. Conditions to Obligations of the District. The performance by the County and District of their obligations is conditioned upon (a) the performance by the Underwriters of their obligations hereunder, and (b) receipt by the District and the Underwriters of opinions and certificates being delivered at the Closing by persons and entities other than the County and District.

Section 14. Expenses. On the Closing Date, the Underwriters will wire $[_____] from the proceeds of the Bonds, as provided in Section 1 hereof, to the Costs Administrator, to be used to pay costs of issuance of the Bonds, including, but not limited to the following at the direction of the District: (i) the costs of the preparation and reproduction of the Resolutions; (ii) the fees and disbursements of Bond Counsel, Disclosure Counsel and the Municipal Advisor; (iii) the cost of the preparation, printing and delivery of the Bonds; (iv) the fees for Bond ratings; (v) all necessary expenses for travel; (vi) the cost of the printing and distribution of the Preliminary Official Statement and the Official Statement, and any supplement or amendment thereto; (vii) costs, fees and expenses related to the presentation to investors; (viii) the initial fees of the Paying Agent; and (ix) all other fees and expenses incident to the issuance and sale of the Bonds or the performance of its obligations hereunder. All out-of-pocket expenses of the Underwriters, including California Debt and Investment Advisory Commission fees, CUSIP Service Bureau registration fees, Underwriters' Counsel fees, expenses for travel and other expenses of the Underwriters, shall be paid by the Underwriters out of Underwriters' discount.

Section 15. Notices. Any notice or other communication to be given under this Bond Purchase Agreement (other than the acceptance hereof as specified in the first paragraph hereof) may be given by delivering the same in writing if to the County, to the Treasurer and Tax Collector of the County of Los Angeles at 437 Kenneth Hahn Hall of Administration, 500 West Temple Street, Los Angeles, California 90012; if to the District, to the Chief Financial Officer of the Los Angeles Unified School District, 333 S. Beaudry Avenue, 26th Floor, Los Angeles, California 90017, or if to the Representatives, to [Underwriter], [Address] Attention: [__].

Section 16. Parties in Interest; Survival of Representations and Warranties. This Bond Purchase Agreement when accepted by the District and the County in writing as heretofore specified shall constitute the entire agreement among the District, the County and the Underwriters with respect to the transactions contemplated by this Bond Purchase Agreement. This Bond Purchase Agreement is made solely for the benefit of the District, the County and the Underwriters (including their successors or assigns). No other person shall acquire or have any rights hereunder or by virtue hereof. All representations, warranties and agreements of the District, the County and the Underwriters in this Bond Purchase Agreement shall survive regardless of (a) any investigation or any statement in respect thereof made by or on behalf of the Underwriters, (b) delivery of and payment by the Underwriters for the Bonds hereunder, and (c) any termination of this Bond Purchase Agreement.

Section 17. Severability. If any provision of this Bond Purchase Agreement is, or is held or deemed to be, invalid, illegal or unenforceable for any reason by any court of competent jurisdiction or otherwise, the validity, legality and enforceability of the remaining provisions hereof shall not in any way be affected or impaired thereby.

Section 18. Execution in Counterparts. This Bond Purchase Agreement may be executed in several counterparts each of which shall be regarded as an original and all of which shall constitute but one and the same document.

(Signature page follows)

Section 19. Applicable Law. This Bond Purchase Agreement shall be interpreted, governed and enforced in accordance with the laws of the State applicable to contracts made and performed in such State.

Very truly yours,

[_____]., on their own behalf
and as representatives of [UWs]

By:[_____], as Representative

By: _____
Authorized Officer

By:[_____], as Representative

By: _____
Authorized Officer

The foregoing is hereby agreed to and accepted as of the date first above written:

COUNTY OF LOS ANGELES

By: _____
Treasurer and Tax Collector

Approved as to form:

DAWYN R. HARRISON
County Counsel

By: _____
Senior Deputy County Counsel

LOS ANGELES UNIFIED SCHOOL DISTRICT

By: _____

_____ p.m. Pacific time

APPENDIX A

MATURITIES SCHEDULES AND REDEMPTION PROVISIONS

$[AMOUNT]
LOS ANGELES UNIFIED SCHOOL DISTRICT
(County of Los Angeles, California)
General Obligation Bonds Series QRRUS (2026)

Maturity (July 1)	Principal Amount	Interest Rate	Yield	Price	10% Test Satisfied	10% Tet Not Satisfied	Subject to Hold-the-Offering-Price

Redemption

[TO COME].

APPENDIX B

ISSUE PRICE CERTIFICATE OF THE REPRESENTATIVE

$[AMOUNT]
LOS ANGELES UNIFIED SCHOOL DISTRICT
(County of Los Angeles, California)
General Obligation Bonds, Series QRRUS (2026)

[REPRESENTATIVES] have acted as the representative of the Underwriters listed in the Bond Purchase Agreement (collectively, the "Representative") entered into in connection with the sale and issuance by the Los Angeles Unified School District (the "District") of the Los Angeles Unified School District (County of Los Angeles, California) General Obligation Bonds, Series QRRUS (2026) (Dedicated Unlimited *Ad Valorem* Property Tax Bonds) maturing on the dates set forth on Schedule 1 hereto in the principal amount of $_____ and the interest thereon is designated therein as being exempt from federal income taxes (the "Bonds") being issued on the date hereof, and the Bonds maturing on and after July 1, 20___ as listed on Schedule I hereto are issued on a federally tax-exempt basis (the "Federally Tax-Exempt Bonds"). The Representatives hereby certify and represent on behalf of itself and such other Underwriters the following:

1. As of [Sale Date] (the "Sale Date"), all of the Tax-Exempt Bonds were the subject of a bona fide offering to the Public at the respective prices or yields set forth on the inside cover page of the District's Official Statement in respect of the Bonds dated [Sale Date] (each, an "Initial Offering Price"), which are the same prices or yields shown on the final pricing wire for the offering of the Bonds attached hereto as Schedule 1.

2. As of the Sale Date, [except for the Maturities [IDENTIFY UN/UNDERSOLD MATURITIES] (the "Unsold Maturities"), shown on Schedule 2 attached hereto,] the first price at which 10% of each Maturity of the Tax-Exempt Bonds was sold by the Underwriters to the Public is set forth on Schedule 1.

3. [HOLD THE PRICE - REPRESENTATIVES ALLOTED UNSOLD MATURITIES] On and following the Sale Date, with respect to the initial sales of the Unsold Maturities, the Representatives: (i) have retained the unsold principal amounts of the bonds of the Unsold Maturities as shown in Schedule 2 attached hereto and not allocated any such Unsold Maturities to any other Underwriter, and (ii) has neither offered nor sold any such Unsold Maturities to any person at a price that is higher or yield lower than the Initial Offering Price during the period starting on the Sale Date and ending on the earlier of the following: (a) the close of the fifth business day after the Sale Date, or (b) the date on which at least 10% of the bonds of the Unsold Maturity has been sold to the Public at a price that is at or below the Initial Offering Price. OR:

4. [HOLD THE PRICE - SYNDICATE RETAINS BONDS] On and following the Sale Date, with respect to the initial sales of the Unsold Maturities, the Underwriters have neither offered nor sold any Unsold Maturities to any person at a price higher than or a

yield lower than the respective Initial Offering Price for a period of time starting on the Sale Date and ending on the earlier of the following: (a) the close of the fifth business day after the Sale Date, or (b) the date on which at least 10% of the bonds of the Unsold Maturity has been sold to the Public at a price that is at or below the Initial Offering Price.

5. The agreement among Underwriters, each selling group agreement and each retail distribution agreement (to which the Representatives are parties) relating to the initial sale of the Bonds to the Public, together with the related pricing wires, contains language obligating each Underwriter, each dealer who is a member of the selling group, and each broker-dealer that is a party to such retail distribution agreement, as applicable, to (A) report the prices at which it sells to the Public the unsold Tax-Exempt Bonds of each Maturity allotted to it until it is notified by the Representative that at least 10% of such Maturity of the Tax-Exempt Bonds was sold by the Underwriters to the Public at a single price, and (B) with respect to the Unsold Maturities, if any, comply with the hold-the-offering-price rule, as described above, if and for so long as directed by the Representatives and as set forth in the related pricing wires.

6. The agreement among Underwriters relating to the initial sale of the Tax-Exempt Bonds to the Public, together with the related pricing wires, contains language obligating each Underwriter that is a party to a retail distribution agreement to be employed in connection with the initial sale of the Tax-Exempt Bonds to the Public to require each broker-dealer that is a party to such retail distribution agreement to (A) report the prices at which it sells to the Public the unsold Tax-Exempt Bonds of each Maturity allotted to it until it is notified by the Underwriter that at least 10% of such Maturity of the Tax-Exempt Bonds was sold by the Underwriters to the Public at a single price, and (B) with respect to the Unsold Maturities, if any, comply with the hold-the-offering-price rule, as described above, if and for so long as directed by the Representative and as set forth in the related pricing wires.

For purposes of this Certificate, the following definitions apply:

(a) Maturity means Tax-Exempt Bonds with the same credit and payment terms. Tax-Exempt Bonds with different maturity dates, or Bonds with the same maturity date but different stated interest rates, are treated as separate Maturities.

(b) Public means any person (including an individual, trust, estate, partnership, association, company, or corporation) other than an Underwriter or a Related Party to an Underwriter.

(c) Related Party means any entity if an Underwriter and such entity are subject, directly or indirectly, to (i) more than 50% common ownership of the voting power or the total value of their stock, if both entities are corporations (including direct ownership by one corporation of another), (ii) more than 50% common ownership of their capital interests or profit interests, if both entities are partnerships (including direct ownership by one partnership of another), or (iii) more than 50% common ownership of the value of the outstanding stock of the corporation or the capital interests or profit interests of the

partnership, as applicable, if one entity is a corporation and the other entity is a partnership (including direct ownership of the applicable stock or interests by one entity of the other).

(d) Underwriter means (i) any person that agrees pursuant to a written contract with the District (or with the lead underwriter to form an underwriting syndicate) to participate in the initial sale of the Tax-Exempt Bonds to the Public, and (ii) any person that agrees pursuant to a written contract directly or indirectly with a person described in clause (i) of this paragraph to participate in the initial sale of the Bonds to the Public (including a member of a selling group or a party to a retail distribution agreement participating in the initial sale of the Tax-Exempt Bonds to the Public).

The Representatives understand that the foregoing information will be relied upon by the District with respect to certain of the representations set forth in the District's Tax Certificate and Agreement to which this certificate is included as an exhibit and with respect to compliance with the federal income tax rules affecting the Bonds, and by Dannis Woliver Kelley, as bond counsel to the District, in connection with providing an opinion as to the exclusion from gross income of interest on the Tax-Exempt Bonds pursuant to Section 103 of the Internal Revenue Code of 1986, as amended (the "Code"), the preparation of the Internal Revenue Service Form 8038-G, and other federal income tax advice that it may give to the District from time to time relating to the Tax-Exempt Bonds. The Representatives are certifying only as to facts in existence on the date hereof. Nothing herein represents the Representatives' interpretation of any laws; in particular the Treasury Regulations under the Code, or the application of any laws to these facts. The certifications contained herein are not necessarily based on personal knowledge, but may instead be based on either inquiry deemed adequate by the undersigned or institutional knowledge (or both) regarding the matters set forth herein. Although certain information furnished in this Certificate has been derived from other Underwriters and cannot be independently verified by us, we have no reason to believe it to be untrue in any material respect. Except as expressly set forth above, the certifications set forth herein may not be relied upon or used by any third party or for any other purpose.

Dated: [CLOSING DATE]

[REPRESENTATIVES]

By: _____
Authorized Signatory

By: _____
Authorized Signatory

Schedule I
to Certificate of Underwriter

$[AMOUNT]
LOS ANGELES UNIFIED SCHOOL DISTRICT
(County of Los Angeles, California)
General Obligation Bonds, Series QRRUS (2026)

Maturity (July 1)	Principal Amount	Interest Rate	Yield	Price	10% Test Satisfied	10% Tet Not Satisfied	Subject to Hold-the-Offering-Price

ATTACHMENT D

OFFICIAL NOTICE OF SALE

$[1,400,000,000]*
LOS ANGELES UNIFIED SCHOOL DISTRICT
(COUNTY OF LOS ANGELES, CALIFORNIA)
GENERAL OBLIGATION BONDS,
SERIES QRRUS (2026)
(DEDICATED UNLIMITED *AD VALOREM* PROPERTY TAX BONDS)

NOTICE IS HEREBY GIVEN that *electronic bids only* for the purchase of $[875,000,000]* aggregate principal amount of Los Angeles Unified School District (County of Los Angeles, California) General Obligation Bonds, Series QRRUS (2026) (Dedicated Unlimited *Ad Valorem* Property Tax Bonds) (the "Bonds") will be received by the Los Angeles Unified School District (the "District") at the time and in the form below specified:

DATE AND TIME: [_____], 2026, until 9:00 A.M. (Pacific time)

SUBMISSION OF BIDS: Bids may be submitted (for receipt not later than the time set forth above) *electronically only* through the Ipreo LLC BiDCOMP/PARITY® system ("PARITY®"). See "FORM OF BID" herein.

ISSUE; BOOK ENTRY: $[1,400,000,000]* consisting of fully registered bonds. The Bonds will be dated as of their date of delivery, expected to be _____ , 2026, and will be issued in minimum denominations of $5,000. The Bonds will be issued in a book entry only system with no physical distribution of the Bonds made to the public. The Depository Trust Company ("DTC"), will act as depository for the Bonds which will be immobilized in its custody. The Bonds will be registered in the name of Cede & Co., as nominee for DTC, on behalf of the participants in the DTC system and the subsequent beneficial owners of the Bonds.

COSTS OF ISSUANCE: All costs of issuance associated with the Bonds will be paid by the District. The District requires the winning bidder of the Bonds to deduct as part of the purchase price for the Bonds paid at the closing for the Bonds (the "Closing") an amount equal to the winning bidder's compensation. **The underwriting compensation shall not exceed [_]% of the principal amount of the Bonds**. The District will require the winning bidder to wire a portion of the purchase price to a cost of issuance account which will be held by U.S. Bank Trust Company, National Association, as agent for the Treasurer and Tax Collector of the County of Los Angeles, as paying agent, on behalf of the District.

[*Remainder of page intentionally left blank*]

* Preliminary; subject to change.

MATURITIES: The Bonds will mature, or be subject to mandatory sinking fund redemption, on the dates and in the amounts, as set forth in the following table. *Each bidder is required to specify in its bid whether, for any particular year, the Bonds will mature or, alternately, be subject to mandatory sinking fund redemption in such year:*

$[1,400,000,000]*
Los Angeles Unified School District
(County of Los Angeles, California)
General Obligation Bonds,
Series QRRUS (2026)
(Dedicated Unlimited *Ad Valorem* Property Tax Bonds)

Maturity (July 1)	Principal Amount*	Maturity (July 1)	Principal Amount*
Federally Taxable Bonds			
Tax-Exempt Bonds			

IMPORTANT NOTE: The District has designated a minimum and maximum purchase price at which the bonds are to be sold. See "TERMS OF SALE – Form of Bid; Minimum and Maximum Purchase Price".

ADJUSTMENT OF PRINCIPAL AMOUNTS AND OF MATURITIES: The maturity amounts set forth above for the Bonds may be adjusted either upward or downward in order to meet tax rate considerations after award of the Bonds has been made to the successful bidder. The successful bidder will be notified of the actual principal amounts and maturity schedule relating to the Bonds within 26 hours after the expiration of the time prescribed for the receipt of proposals. Any increase or decrease will be in $5,000 increments of principal amounts and may include elimination of an entire maturity or maturities of the Bonds. In the event of any such adjustment, no re-bidding or recalculation of the bids submitted will be required or permitted and no successful bid may be withdrawn. The successful bidder will not be permitted to change the interest rates in its bid. The aggregate principal amount of the Bonds will be equal to $[1,400,000,000]* under any circumstances.

INTEREST: The Bonds shall bear interest, calculated on a 30/360 day basis, at a rate or rates to be fixed upon the sale thereof but not to exceed 8.00% per annum, payable

* Preliminary; subject to change.

semiannually on each January 1 and July 1, commencing January 1, 20__. A portion of the proceeds of the Bonds is also expected to fund capitalized interest on a portion of the Bonds through [July 1, 20__]*.

PAYMENT: Principal of the Bonds will be payable upon surrender at U.S. Bank Trust Company, National Association, as agent for the Treasurer and Tax Collector of the County of Los Angeles (the "Paying Agent"). Interest on the Bonds will be payable by check or draft mailed by first class mail to the owner at the address listed on the registration books maintained by the Paying Agent for such purpose.

REGISTRATION: The Bonds will be issued as fully registered bonds as to both principal and interest. The Bonds will be issued in the book-entry system of The Depository Trust Company ("DTC"), and the ownership of the Bonds will be registered to the nominee of DTC.

OPTIONAL REDEMPTION:* The Bonds maturing on or before July 1, 20__ are not subject to optional redemption prior to maturity. The Bonds maturing on July 1, 20__ may be redeemed before maturity at the option of the District, in whole or in part, from any source of available funds, on any date on or after July 1, 20__ at a redemption price equal to the par amount to be redeemed, plus accrued interest to the date of redemption, without premium.

SINKING FUND REDEMPTION: Any bidder may, at its option, specify that one or more maturities of the Bonds will consist of term Bonds which are subject to mandatory sinking fund redemption in consecutive years immediately preceding the maturity thereof, as designated in the bid of such bidder. In the event that the bid of the successful bidder specifies that any maturity of Bonds will be term Bonds, such term Bonds will be subject to mandatory sinking fund redemption on July 1 in each year so designated in the bid, in the respective amounts for such years as set forth above under the heading "MATURITIES," at a redemption price equal to the principal amount thereof to be redeemed together with accrued interest thereon to the redemption date, without premium.

PURPOSE: A duly called municipal election was held in the District on November 4, 2008, and thereafter canvassed pursuant to law. At such election there was submitted to and approved by the requisite fifty-five percent (55%) vote of the qualified electors of the District a question as to the issuance and sale of general obligation bonds of the District to finance new construction, acquisition, rehabilitation and upgrading of specifically identified school facilities, and installation and upgrading of information-technology infrastructure and to pay certain costs of issuance associated therewith (the "Measure Q Projects") in the maximum aggregate principal amount of $7 billion (the "Measure Q Authorization") payable from the levy of an *ad valorem* tax against the taxable property in the District. A portion of the Bonds represent the final issue under the Measure Q Authorization and are being issued for the purpose of raising moneys for the Measure Q Projects and other authorized costs. Subsequent to the issuance of the Bonds, no principal amount will remain under the Measure Q Authorization.

A duly called municipal election was held in the District on November 3, 2020, and thereafter canvassed pursuant to law. At such election there was submitted to and approved by the requisite fifty-five percent (55%) vote of the qualified electors of the District a question as to the issuance and sale of general obligation bonds of the District to finance new construction, acquisition, rehabilitation and upgrading of specifically identified school facilities, and implementing Coronavirus Disease 2019 ("COVID-19") pandemic facility safety standards and to pay certain costs of issuance associated therewith (the "Measure RR Projects") in the maximum aggregate principal amount of $7

billion (the "Measure RR Authorization") payable from the levy of an *ad valorem* tax against the taxable property in the District. A portion of the Bonds represent the final issue under the Measure RR Authorization and are being issued for the purpose of raising moneys for the Measure RR Projects and other authorized costs. Subsequent to the issuance of the Bonds, no principal amount will remain under the Measure RR Authorization.

A duly called municipal election was held in the District on November 5, 2024, and thereafter canvassed pursuant to law. At such election there was submitted to and approved by the requisite fifty-five percent (55%) vote of the qualified electors of the District a question as to the issuance and sale of general obligation bonds of the District to finance new construction, acquisition, rehabilitation and upgrading of specifically identified school facilities, and installation and upgrading of information-technology infrastructure and to pay certain costs of issuance associated therewith (the "Measure US Projects") in the maximum aggregate principal amount of $9 billion (the "Measure US Authorization") payable from the levy of an *ad valorem* tax against the taxable property in the District. A portion of the Bonds represent the final issue under the Measure US Authorization and are being issued for the purpose of raising moneys for the Measure US Projects and other authorized costs. Subsequent to the issuance of the Bonds, no principal amount will remain under the Measure US Authorization.

A portion of the proceeds of the Bonds is also expected to fund capitalized interest on a portion of the Bonds through [July 1, 20__]*, pay principal on the Federally Taxable Bonds, and pay costs of issuance of the Bonds.

SECURITY: The Bonds are general obligations of the District. The County of Los Angeles Board of Supervisors has the power and is obligated to levy *ad valorem* taxes for the payment of the Bonds and the interest thereon without limitation as to rate or amount upon all property within the District subject to taxation (except for certain classes of personal property).

RATING: Fitch has assigned the rating of "__" to the Bonds. KBRA has assigned the rating of "__" to the Bonds. Moody's has assigned the rating of "__" to the Bonds.

TERMS OF SALE

INTEREST RATE: No rate of interest may be bid which exceeds 8.0% per annum. Each rate bid must be a multiple of one-twentieth of one percent (1/20%) or one-eighth of one percent (1/8%), and a zero rate of interest cannot be specified. No Bond shall bear more than one interest rate, and all Bonds of the same maturity shall bear the same rate. Each Bond must bear interest at the rate specified in the bid from its dated date to its fixed maturity date.

FORM OF BID; MINIMUM AND MAXIMUM PURCHASE PRICE: Each proposal must be for not less than all of the Bonds hereby offered for sale. The minimum purchase price to be paid to the District for the Bonds shall not be less than [103]% of the par value thereof. The maximum purchase price to be paid to the District for the Bonds shall not be more than [110]% of the par value thereof. This purchase price is net of purchaser's compensation and bond insurance premium of obtained. No bid will be entertained which fails to satisfy the minimum and maximum purchase price requirements specified in this paragraph. In addition, no bid shall provide for original issue premium, net of purchaser's compensation and bond insurance premium, if obtained, which results in remaining original issue premium which exceeds interest due on the Bonds in the first 3 years.

To the extent any instructions or directions set forth in BiDCOMP/PARITY® conflict with this Official Notice of Sale, the terms of this Official Notice of Sale shall control. For further information about BiDCOMP/PARITY®, bidders may contact the Municipal Advisor, KNN Public Finance, LLC, at (310) 307-8016 or BiDCOMP/PARITY® at (212) 404-8102.

THE DISTRICT RETAINS ABSOLUTE DISCRETION TO DETERMINE WHETHER ANY BID IS TIMELY AND COMPLETE. NONE OF THE DISTRICT, KNN PUBLIC FINANCE, LLC ("MUNICIPAL ADVISOR"), OR DANNIS WOLIVER KELLEY ("BOND COUNSEL") TAKES ANY RESPONSIBILITY FOR INFORMING ANY BIDDER PRIOR TO THE TIME FOR RECEIVING BIDS THAT ITS BID IS INCOMPLETE OR NOT RECEIVED.

EACH BIDDER SUBMITTING AN ELECTRONIC BID UNDERSTANDS AND AGREES BY DOING SO THAT IT IS SOLELY RESPONSIBLE FOR ALL ARRANGEMENTS WITH BiDCOMP/PARITY® AND THAT BiDCOMP/PARITY® IS NOT ACTING AS AN AGENT OF THE DISTRICT. INSTRUCTIONS AND FORMS FOR SUBMITTING ELECTRONIC BIDS MUST BE OBTAINED FROM BiDCOMP/PARITY® AND THE DISTRICT ASSUMES NO RESPONSIBILITY FOR ENSURING OR VERIFYING BIDDER COMPLIANCE WITH THE PROCEDURES OF BiDCOMP/PARITY®. THE DISTRICT SHALL ASSUME THAT ANY BID RECEIVED THROUGH BiDCOMP/PARITY® HAS BEEN MADE BY A DULY AUTHORIZED AGENT OF THE BIDDER.

THE DISTRICT WILL MAKE ITS BEST EFFORTS TO ACCOMMODATE ELECTRONIC BIDS; HOWEVER THE DISTRICT, THE MUNICIPAL ADVISOR AND BOND COUNSEL ASSUME NO RESPONSIBILITY FOR ANY ERROR CONTAINED IN ANY BID SUBMITTED ELECTRONICALLY, OR FOR FAILURE OF ANY BID TO BE TRANSMITTED, RECEIVED OR ACCEPTED AT THE OFFICIAL TIME FOR RECEIPT OF BIDS. THE OFFICIAL TIME FOR RECEIPT OF BIDS WILL BE DETERMINED BY THE DISTRICT AND THE DISTRICT SHALL NOT BE REQUIRED TO ACCEPT THE TIME KEPT BY BiDCOMP/PARITY® AS THE OFFICIAL TIME.

BEST BID: The Bonds will be awarded to the responsible bidder or bidders offering to purchase the Bonds at the *lowest true interest cost* to the District. The true interest cost of each bid will be determined on the basis of the present value of the aggregate future semiannual payments resulting from the interest rates specified by the bidder. The present value will be calculated to the dated date of the Bonds (assumed to be _____ 1, 20__) and will be based on the proposed bid amount (par value plus any premium). For the purpose of making such determination, it shall be assumed that any Bond designated as term bonds by the bidder shall be deemed to be payable on the dates and in the amounts as shown under the section entitled "MATURITIES" herein. Each bidder is requested, but not required, to state in his bid the percentage true interest cost to the District, which shall be considered as informative only and shall not be binding on either the bidder or the District. The determination of the best bid by the Municipal Advisor shall be binding and conclusive on all bidders.

RIGHT OF CANCELLATION OF SALE BY DISTRICT: The District reserves the right, in its sole discretion, at any time to cancel the public sale of the Bonds. In such event, the District shall cause notice of cancellation of this invitation for bids and the public sale of the Bonds to be communicated through PARITY® as promptly as practicable. However, no failure to publish such notice or any defect or omission therein shall affect the cancellation of the public sale of the Bonds.

RIGHT TO MODIFY OR AMEND: The District reserves the right, in its sole discretion, to modify or amend this official Notice of Sale at any time prior to the date and time for the receipt of bids, communicated through PARITY®.

The District reserves the right to increase or decrease the principal amount of any maturity of the Bonds. The aggregate principal amount of the Bonds will be equal to $[1,400,000,000]* under any circumstances. The District will give notice of any such adjustment to the successful bidder as soon as practicable following the notification of award. No such adjustment will alter the basis upon which the best bid is determined.

RIGHT OF POSTPONEMENT BY DISTRICT: The District reserves the right, in its sole discretion, to postpone, from time to time, the date established for the receipt of bids. Any such postponement will be communicated through the PARITY® prior to the date and time for the receipt of bids. If any date is postponed, any alternative sale date will be announced through PARITY® at least 24 hours prior to such alternative sale date. On any such alternative sale date, any bidder may submit a bid for the purchase of the Bonds in conformity in all respects with the provisions of this Official Notice of Sale, except for the date of sale and except for the changes announced by through PARITY® at the time the sale date and time are announced.

RIGHT OF REJECTION: The District reserves the right, in its sole discretion, to reject any and all bids and to waive any irregularity or informality in any bid except that no bids will be accepted later than 9:00 A.M. Pacific Time on the date set for receipt of bids.

PROMPT AWARD: Pursuant to authority granted by the Board of Trustees of the District (the "Board"), the Superintendent, the Executive Director of Fiscal Services, or another authorized District officer or designee, will take action awarding the Bonds or rejecting all bids not later than twenty-six (26) hours after the expiration of the time herein prescribed for the receipt of proposals; provided, that the award may be made after the expiration of the specified time if the bidder shall not have given to said Board notice in writing of the withdrawal of such proposal.

PLACE OF DELIVERY; CANCELLATION FOR LATE DELIVERY: It is expected that said Bonds will be delivered to DTC for the account of the successful bidder within thirty (30) days from the date of sale thereof. The successful bidder shall have the right, at his option, to cancel its obligation to purchase the Bonds if the Bonds are not tendered for delivery within thirty (30) days from the date of the sale thereof, and in such event the successful bidder shall be entitled to the return of the Deposit (defined below).

[GOOD FAITH DEPOSIT: The successful bidder will be required to provide a good faith deposit ("Deposit") in the form of a wire transfer made payable to Los Angeles Unified School District in the amount of $100,000, prior to the official award of the Bonds. The wire transfer must be transmitted in immediately available funds and sent to the account of the District at the County of Los Angeles Treasurer and Tax Collector at the wire address specified in writing by the Municipal Advisor with the following reference: **Los Angeles Unified School District, Series QRRUS (2026) Good Faith Deposit**. The Municipal Advisor will request the apparent winning bidder to immediately wire the Deposit and provide the Federal wire reference number of such Deposit to the Municipal Advisor within 90 minutes of such request by the Municipal Advisor. The Bonds will not be officially awarded to a bidder who has not submitted a Deposit in the form of a wire transfer, together with its Federal wire reference number, as provided above.]

---

* Preliminary; subject to change.

FEDERALLY-TAXABLE BONDS: Interest on the Bonds maturing on July 1, 20__ through July 1, 20__ (the "Federally-Taxable Bonds") is not excludable from gross income of the owners thereof under federal income tax laws.

TAX-EXEMPT BONDS; CHANGE IN TAX EXEMPT STATUS: Interest on the Bonds maturing on July 1, 20__ through July 1, 20__ (the "Tax-Exempt Bonds") will be excludable from gross income of the owners thereof income under federal income tax laws. At any time before the Tax-Exempt Bonds are tendered for delivery, the successful bidder may disaffirm and withdraw their proposal if the interest received by private holders from Tax-Exempt Bonds of the same type and character shall be declared to be taxable income under present federal income tax laws, either by a ruling of the Internal Revenue Service or by a decision of any federal court, or shall be declared taxable, or be required to be taken into account in computing federal income taxes (except alternative minimum taxes and environmental taxes payable by corporations) by any federal income tax law enacted subsequent to the date of this notice.

ESTABLISHMENT OF ISSUE PRICE: The winning bidder shall assist the District in establishing the issue price of the Bonds and shall execute and deliver to the District at closing an "issue price" certificate setting forth the reasonable expected initial offering price to the public or the sale price or prices of the Bonds, together with the supporting pricing wires or equivalent communications, substantially in the form attached hereto as **Appendix A**, with such modifications as may be appropriate or necessary, in the reasonable judgment of the District and Bond Counsel. All actions to be taken by the District under this Official Notice of Sale to establish the issue price of the Bonds may be taken on behalf of the District by the District's Municipal Advisor identified herein and any notice or report to be provided to the District may be provided to the Municipal Advisor.

The District intends that the provisions of Treasury Regulation Section 1.148-1(f)(3)(i) (defining "competitive sale" for purposes of establishing the issue price of the Bonds) will apply to the initial sale of the Bonds (the "competitive sale requirements") because:

(1) the District shall disseminate this Official Notice of Sale to potential underwriters in a manner that is reasonably designed to reach potential underwriters;

(2) all bidders shall have an equal opportunity to bid;

(3) the District may receive bids from at least three underwriters of municipal bonds who have established industry reputations for underwriting new issuances of municipal bonds; and

(4) the District anticipates awarding the sale of the Bonds to the bidder who submits a firm offer to purchase the Bonds at the highest price (or lowest interest cost), as set forth in this Official Notice of Sale.

Any bid submitted pursuant to this Official Notice of Sale shall be considered a firm offer for the purchase of the Bonds, as specified in the bid.

In the event that the competitive sale requirements are not satisfied, the District shall so advise the winning bidder. The District shall treat the first price at which at least 10% of a maturity of the Bonds (the "10% Test") is sold to the public as the issue price of that maturity, applied on a maturity-by-maturity basis. The winning bidder shall advise the District

if any maturity of the Bonds satisfies the 10% Test as of the date and time of the award of the Bonds. The District will not require bidders to comply with the "Hold-The-Offering-Price Rule" and therefore does not intend to use the initial offering price to the public as of the sale date of any maturity of the Bonds as the issue price of that maturity. Bids will not be subject to cancellation in the event that the competitive sale requirements are not satisfied. **Bidders should prepare their bids on the assumption that all of the maturities of the Bonds will be subject to the 10% Test in order to establish the issue price of the Bonds.**

If the competitive sale requirements are not satisfied, then until the 10% Test has been satisfied as to each maturity of the Bonds, the winning bidder agrees to promptly report to the District the prices at which the unsold Bonds of that maturity have been sold to the public. That reporting obligation shall continue, whether or not the Closing Date has occurred, until the 10% Test has been satisfied as to the Bonds of that maturity or until all Bonds of that maturity have been sold.

By submitting a bid, each bidder confirms that: (i) any agreement among underwriters, any selling group agreement and each retail distribution agreement (to which the bidder is a party) relating to the initial sale of the Bonds to the public, together with the related pricing wires, contains or will contain language obligating each underwriter, each dealer who is a member of the selling group, and each broker-dealer that is a party to such retail distribution agreement, as applicable, to report the prices at which it sells to the public the unsold Bonds of each maturity allotted to it until it is notified by the winning bidder that either the 10% Test has been satisfied as to the Bonds of that maturity or all Bonds of that maturity have been sold to the public, if and for so long as directed by the winning bidder and as set forth in the related pricing wires, and (ii) any agreement among underwriters relating to the initial sale of the Bonds to the public, together with the related pricing wires, contains or will contain language obligating each underwriter that is a party to a retail distribution agreement to be employed in connection with the initial sale of the Bonds to the public to require each broker-dealer that is a party to such retail distribution agreement to report the prices at which it sells to the public the unsold Bonds of each maturity allotted to it until it is notified by the winning bidder or such underwriter that either the 10% Test has been satisfied as to the Bonds of that maturity or all Bonds of that maturity have been sold to the public, if and for so long as directed by the winning bidder or such underwriter and as set forth in the related pricing wires.

Sales of any Bonds to any person that is a related party to an underwriter shall not constitute sales to the public for purposes of this Official Notice of Sale. Further, for purposes of this Official Notice of Sale:

(i) "public" means any person other than an underwriter or a related party,

(ii) "underwriter" means (A) any person that agrees pursuant to a written contract with the District (or with the lead underwriter to form an underwriting syndicate) to participate in the initial sale of the Bonds to the public and (B) any person that agrees pursuant to a written contract directly or indirectly with a person described in clause (A) to participate in the initial sale of the Bonds to the public (including a member of a selling group or a party to a retail distribution agreement participating in the initial sale of the Bonds to the public),

(iii) a purchaser of any of the Bonds is a "related party" to an underwriter if the underwriter and the purchaser are subject, directly or indirectly, to (i) at least 50% common ownership of the voting power or the total value of their stock,

if both entities are corporations (including direct ownership by one corporation of another), (ii) more than 50% common ownership of their capital interests or profits interests, if both entities are partnerships (including direct ownership by one partnership of another), or (iii) more than 50% common ownership of the value of the outstanding stock of the corporation or the capital interests or profit interests of the partnership, as applicable, if one entity is a corporation and the other entity is a partnership (including direct ownership of the applicable stock or interests by one entity of the other), and

(iv) "sale date" means the date that the Bonds are awarded by the District to the winning bidder.

CLOSING PAPERS; BOND PRINTING: Each proposal will be understood to be conditioned upon the District furnishing to the purchaser, without charge, concurrently with payment for and delivery of the Bonds, the following closing papers, each dated the date of delivery:

(a) The opinion of Dannis Woliver Kelley, Long Beach, California, Bond Counsel, approving the validity of the Bonds and stating that, subject to the District's compliance with certain covenants, interest on the Tax-Exempt Bonds for federal income tax purposes under existing statutes, regulations, published rulings, and court decisions will be excludable from the gross income of the owners thereof pursuant to section 103 of the Internal Revenue Code of 1986, as amended to the date of initial delivery of the Bonds, and will not be included in computing the alternative minimum taxable income of the owners thereof and interest on the Bonds is exempt from personal income taxes of the State of California. Other tax consequences to holders of the Bonds, if any, are not addressed in the opinion;

(b) A certificate of the District certifying that on the basis of the facts, estimates and circumstances in existence on the date of issue, it is not expected that the proceeds of the Tax-Exempt Bonds will be used in a manner that would cause the Bonds to be arbitrage bonds;

(c) A certificate of the District, signed by officers and representatives of the District, certifying that the officers and representatives have signed the Bonds whether by facsimile or manual signature, and that they were respectively duly authorized to execute the same;

(d) The receipt of the County evidencing the receipt of the net purchase price of the Bonds;

(e) A certificate of the District, certifying that there is no known litigation threatened or pending affecting the validity of the Bonds; and

(f) A certificate of the District, signed by an officer of the District, acting in his/her official capacity, to the effect that at the time of the sale of the Bonds, and at all times subsequent thereto up to and including the time of the delivery of the Bonds, the Official Statement relating to the Bonds did not contain any untrue statement of a material fact or omit to state a material fact necessary to make the statements therein, in light of the circumstances under which they were made, not misleading.

CUSIP NUMBERS: It is anticipated that CUSIP numbers will be printed on the Bonds, but neither the failure to print such numbers on any Bond nor error with respect thereto shall constitute cause for a failure or refusal by the purchaser thereof to accept delivery of and pay for the Bonds in accordance with the terms of the purchase contract. All expenses of printing CUSIP numbers on the Bonds and the CUSIP Service Bureau charge for the assignment of said numbers shall be paid by the successful bidder.

CALIFORNIA DEBT AND INVESTMENT ADVISORY COMMISSION: The successful bidder will be required, pursuant to State law, to pay any fees to the California Debt and Investment Advisory Commission when due.

DTC FEES: All fees due DTC with respect to the Bonds shall be paid by the successful bidder or bidders.

OFFICIAL STATEMENT: The District has caused to be prepared a Preliminary Official Statement describing the Bonds in a form deemed final by the District within the meaning of Rule 15c2-12 of the Securities and Exchange Commission under the Securities Exchange Act of 1934, as amended, except for certain information which is permitted under said Rule 15c2-12 to be omitted from the Preliminary Official Statement. A copy of the Preliminary Official Statement will be furnished to prospective bidders, upon their request to the Municipal Advisor, as follows: KNN Public Finance, LLC, at 201 Addison Street, Berkeley, California. The District will furnish to the successful bidder within seven business days following the date of award, at no charge, not in excess of 25 copies of the Official Statement for use in connection with any resale of the Bonds.

DISCLOSURE CERTIFICATE: The District will deliver to the purchaser of the Bonds a certificate of an official of the District, dated the date of Bond delivery, stating that at the time of the sale of the Bonds, and at all times subsequent thereto up to and including the time of the delivery of the Bonds, to the best of the knowledge and belief of said official, the Official Statement did not contain an untrue statement of a material fact or omit to state any material fact necessary in order to make the statements made therein, in the light of the circumstances under which they were made, not misleading.

CONTINUING DISCLOSURE: In order to assist bidders in complying with S.E.C. Rule 15c2-12(b)(5), the District will undertake, pursuant to the resolution authorizing issuance of the Bonds and a Continuing Disclosure Agreement, to provide annual reports and notices of certain events. A description of this undertaking is set forth in the preliminary Official Statement and will also be set forth in the final Official Statement.

Dated: _____, 2026.

APPENDIX A

$[1,400,000,000]*
LOS ANGELES UNIFIED SCHOOL DISTRICT
(County of Los Angeles, California)
GENERAL OBLIGATION BONDS,
SERIES [__] (2026)
(DEDICATED UNLIMITED *AD VALOREM* PROPERTY TAX BONDS)

FORM OF ISSUE PRICE CERTIFICATE

The undersigned, on behalf of [UNDERWRITER] (the "Underwriter"), hereby certifies as set forth below with respect to the sale of the above-captioned obligations (the "Bonds").

1. ***Reasonably Expected Initial Offering Price***.

(a) As of the Sale Date, the reasonably expected initial offering prices of the Bonds to the Public by Underwriter are the prices listed in Schedule A (the "Expected Offering Prices"). The Expected Offering Prices are the prices for the Maturities of the Bonds used by Underwriter in formulating its bid to purchase the Bonds. Attached as Schedule B is a true and correct copy of the bid provided by Underwriter to purchase the Bonds.

(b) Underwriter was not given the opportunity to review other bids prior to submitting its bid.

(c) The bid submitted by Underwriter constituted a firm offer to purchase the Bonds.

2. ***Defined Terms***.

(a) *Maturity* means Bonds with the same credit and payment terms. Bonds with different maturity dates, or Bonds with the same maturity date but different stated interest rates, are treated as separate Maturities.

(b) *Public* means any person (including an individual, trust, estate, partnership, association, company, or corporation) other than an Underwriter or a related party to an Underwriter. The term "related party" for purposes of this certificate generally means any two or more persons who have greater than 50 percent common ownership, directly or indirectly.

(c) *Sale Date* means the first day on which there is a binding contract in writing for the sale of a Maturity of the Bonds. The Sale Date of the Bonds is _____, 2026.

(d) *Underwriter* means (i) any person that agrees pursuant to a written contract with the Issuer (or with the lead underwriter to form an underwriting syndicate) to participate in the initial sale of the Bonds to the Public, and (ii) any

* Preliminary, subject to change.

person that agrees pursuant to a written contract directly or indirectly with a person described in clause (i) of this paragraph to participate in the initial sale of the Bonds to the Public (including a member of a selling group or a party to a retail distribution agreement participating in the initial sale of the Bonds to the Public).

The representations set forth in this certificate are limited to factual matters only. Nothing in this certificate represents Underwriter's interpretation of any laws, including specifically Sections 103 and 148 of the Internal Revenue Code of 1986, as amended, and the Treasury Regulations thereunder. The undersigned understands that the foregoing information will be relied upon by the District with respect to certain of the representations set forth in the Tax Certificate and with respect to compliance with the federal income tax rules affecting the Bonds, and by Dannis Woliver Kelley in connection with rendering its opinion that the interest on the Bonds is excluded from gross income for federal income tax purposes, the preparation of the Internal Revenue Service Form 8038-G, and other federal income tax advice that it may give to the District from time to time relating to the Bonds.

[UNDERWRITER]

By:_____

Name:_____

Dated: _____, 2026

SCHEDULE A-1

EXPECTED OFFERING PRICES

(To be attached)

SCHEDULE A-2

COPY OF UNDERWRITER'S BID

(To be attached)

This Preliminary Official Statement and the information contained herein are subject to completion or amendment. These securities may not be sold nor may offers to buy be accepted prior to the time the Official Statement is delivered in final form. Under no circumstances shall this Preliminary Official Statement constitute an offer to sell or a solicitation of an offer to buy, nor shall there be any sale of these securities in any jurisdiction in which such offer, solicitation, or sale would be unlawful prior to registration or qualification under the securities laws of such jurisdiction.

NEW ISSUE – BOOK-ENTRY ONLY

[DAC Logo]

RATINGS: Fitch: "[_]"
KBRA: "[_]"
Moody's: "[_]"
See "MISCELLANEOUS – Ratings" herein.

In the opinion of Dannis Woliver Kelley, Bond Counsel to the District, under existing law, interest on the Bonds is exempt from personal income taxes of the State of California, and, assuming continuing compliance after the date of initial delivery of the Bonds with certain covenants contained in the Resolution authorizing the Bonds and subject to the matters set forth under "TAX MATTERS" herein, interest on the Bonds maturing on and after ____, 202_ (the "Tax-Exempt Bonds") for federal income tax purposes under existing statutes, regulations, published rulings, and court decisions will be excludable from the gross income of the owners thereof pursuant to section 103 of the Internal Revenue Code of 1986, as amended to the date of initial delivery of the Bonds, and will not be included in computing the alternative minimum taxable income of the owners thereof; however, interest on the Tax-Exempt Bonds is taken into account in determining annual adjusted financial statement income for the purpose of computing alternative minimum tax imposed on certain corporations. See "TAX MATTERS" herein.

[District Logo]

$[____]*
LOS ANGELES UNIFIED SCHOOL DISTRICT
(County of Los Angeles, California)
General Obligation Bonds, Series QRRUS (2026)
(Dedicated Unlimited *Ad Valorem* Property Tax Bonds)

Dated: Date of Delivery **Due: As shown herein**

The Los Angeles Unified School District (County of Los Angeles, California), General Obligation Bonds, Series QRRUS (2026) (Dedicated Unlimited *Ad Valorem* Property Tax Bonds) (the "Bonds") are issued by the County of Los Angeles, California (the "County"), on behalf of the Los Angeles Unified School District (the "District") to (i) finance certain school facilities projects, (ii) fund capitalized interest on the Bonds through ____ 1, 20[__]*, (iii) pay principal on Federally Taxable Bonds (defined below) and (iv) pay the costs of issuance of the Bonds, as more fully described herein. See "PLAN OF FINANCE" herein. The Bonds are being issued under the laws of the State of California (the "State"), the applicable authorizations received at elections held by the District as described herein, and pursuant to resolutions of the Board of Education of the District and the Board of Supervisors of the County.

The Bonds are general obligation bonds of the District secured by and payable from *ad valorem* property taxes to be levied within the District pursuant to the California Constitution and other State law. The Board of Supervisors of the County is empowered and is obligated to levy *ad valorem* property taxes upon all property subject to taxation by the District, without limitation as to rate or amount (except as to certain personal property which is taxable at limited rates), for the payment of principal of and interest on the Bonds, all as more fully described herein. See "SECURITY AND SOURCE OF PAYMENT FOR THE BONDS."

Interest on the Bonds maturing on _____ 1, 20___ (the "Federally Taxable Bonds") is only payable at maturity on _____ 1, 20__. Interest on the Tax-Exempt Bonds is payable on each January 1 and July 1 to maturity, commencing _____ 1, 202_. Principal of the Bonds is payable in each of the years and in the amounts set forth on the inside front cover page hereof.

The Bonds will be issued in book-entry form only, in denominations of $5,000 principal amount, or integral multiples thereof, and will be initially issued and registered in the name of Cede & Co., as nominee for The Depository Trust Company ("DTC"). DTC will act as securities depository for the Bonds. Owners will not receive certificates representing their interests in the Bonds. Payments of principal of, premium, if any, and interest on the Bonds will be made by U.S. Bank Trust Company, National Association, as agent to the Treasurer and Tax Collector of the County, as the initial paying agent, to DTC, which is obligated to remit such payments to its DTC Participants for subsequent disbursement to the beneficial owners of the Bonds. See APPENDIX C – "BOOK-ENTRY ONLY SYSTEM."

The Bonds are subject to redemption prior to their respective stated maturity dates as described herein. See "THE BONDS – Redemption."

THIS COVER PAGE CONTAINS CERTAIN INFORMATION FOR GENERAL REFERENCE ONLY. IT IS NOT INTENDED TO BE A SUMMARY OF THE SECURITY FOR OR TERMS OF THIS ISSUE. INVESTORS ARE ADVISED TO READ THE ENTIRE OFFICIAL STATEMENT TO OBTAIN INFORMATION ESSENTIAL TO THE MAKING OF AN INFORMED INVESTMENT DECISION.

[If competitive sale add: **The Bonds will be sold to an Underwriter (defined herein) by competitive sale pursuant to the terms of an Official Notice of Sale dated _____, 2026 for such Bonds. See "METHOD OF SALE" herein.]**

The Bonds will be offered when, as and if issued by the County on behalf of the District, and received by the Underwriters, subject to the approval as to their legality by Dannis Woliver Kelley, Long Beach, California, Bond Counsel to the District, and certain other conditions. Certain legal matters will be passed upon for the District by the General Counsel to the District and by Dannis Woliver Kelley, Long Beach, California, Disclosure Counsel to the District, [include if negotiated sale:] and for the Underwriters by [Underwriter's Counsel], [City],[State]. The Bonds, in book-entry form, will be available for delivery through the facilities of DTC on or about _____, 2026.

[If negotiated sale – list Underwriters]

Dated: _____, 2026

* Preliminary; subject to change.

MATURITY DATES, PRINCIPAL AMOUNTS, INTEREST RATES, INITIAL PUBLIC OFFERING YIELDS, PRICES AND CUSIP NUMBERS

$_____*
LOS ANGELES UNIFIED SCHOOL DISTRICT
(County of Los Angeles, California)
General Obligation Bonds, Series QRRUS (2026)
(Dedicated Unlimited *Ad Valorem* Property Tax Bonds)

Base CUSIP† Number: 544647

$[_____] Serial Bonds

Maturity (July 1)	Principal Amount	Interest Rate	Initial Public Offering Yield	Price	CUSIP† Suffix
Federally Taxable Bonds					
Tax-Exempt Bonds					

$[___] [____]% Term Bonds due July 1, 20__; Yield [___]%; Price: [___]%; CUSIP† ___

* Preliminary; subject to change.

† CUSIP® is a registered trademark of The American Bankers Association. CUSIP Global Services (CGS) is managed on behalf of The American Bankers Association by FactSet Research Systems Inc. Copyright© 2026 CUSIP Global Services. All rights reserved. CUSIP® data herein is provided by CUSIP Global Services. This data is not intended to create a database and does not serve in any way as a substitute for the CGS database. CUSIP® numbers are provided for convenience of reference only. None of the District, the Underwriters or their respective agents or counsel assume responsibility for the accuracy of such numbers.

No dealer, broker, salesperson or other person has been authorized by the District to give any information or to make any representations, other than those contained in this Official Statement, and if given or made, such other information or representation must not be relied upon as having been authorized by any of the foregoing.

The information contained herein has been obtained from sources that are believed to be reliable. The information and expressions of opinion herein are subject to change without notice, and neither the delivery of this Official Statement nor any sale made hereunder shall, under any circumstances, give rise to any implication that there has been no change in the affairs of the District since the date hereof.

The Underwriters have provided the following sentence for inclusion in this Official Statement. The Underwriters have reviewed the information in this Official Statement in accordance with, and as part of, their respective responsibilities to investors under the federal securities laws as applied to the facts and circumstances of this transaction, but the Underwriters do not guarantee the accuracy or completeness of such information.

THE BONDS HAVE NOT BEEN REGISTERED WITH THE U.S. SECURITIES AND EXCHANGE COMMISSION UNDER THE SECURITIES ACT OF 1933, AS AMENDED, NOR HAVE THE RESOLUTIONS BEEN QUALIFIED UNDER THE TRUST INDENTURE ACT OF 1939, AS AMENDED, IN RELIANCE UPON EXEMPTIONS CONTAINED IN SUCH ACTS.

When used in this Official Statement or in any continuing disclosure by the District, in any press release by the District or in any oral statement made with the approval of an authorized officer of the District, the words or phrases "will likely result," "are expected to," "will continue," "is anticipated," "estimate," "project," "forecast," "expect," "intend" and similar expressions identify "forward-looking statements." Such statements are subject to risks and uncertainties that could cause actual results to differ materially from those contemplated in such forward-looking statements. Any forecast is subject to such uncertainties. Inevitably, some assumptions used to develop the forecasts will not be realized and unanticipated events and circumstances may occur. Therefore, there are likely to be differences between forecasts and actual results, and those differences may be material.

The District maintains a website at **www.lausd.org**. Reference to such website address, however, is for informational purposes only. Unless specified otherwise, such website and the information or links contained therein are not incorporated by reference herein, should not be relied upon in making an investment decision with respect to the Bonds, and are not part of this Official Statement for purposes of and as that term is defined in Rule 15c2-12 adopted by the Securities and Exchange Commission under the Securities Exchange Act of 1934.

CUSIP® is a registered trademark of The American Bankers Association. CUSIP Global Services (CGS) is managed on behalf of The American Bankers Association by FactSet Research Systems Inc. CUSIP data herein is set forth for convenience of reference only. The District and the Underwriters assume no responsibility for the selection or uses of the CUSIP data or for the accuracy or correctness of such data. The CUSIP numbers for the Bonds are subject to being changed after the delivery of the Bonds as a result of various subsequent actions.

LOS ANGELES UNIFIED SCHOOL DISTRICT
BOARD OF EDUCATION

District	Member	Term Ending
3	Scott Schmerelson, President	December 10, 2028
2	Dr. Rocio Rivas, Vice President	December 13, 2026
1	Sherlett Hendy Newbill	December 10, 2028
4	Nick Melvoin	December 13, 2026
5	Karla Griego	December 10, 2028
6	Kelly Gonez	December 13, 2026
7	Tanya Ortiz Franklin	December 10, 2028

DISTRICT OFFICIALS

Andres Chait, Acting Superintendent[1]
Jaime G. Torrens, Senior Advisor to the Superintendent
Pedro Salcido, Deputy Superintendent of Business Services and Operations
Devora Navera-Reed, General Counsel
Saman Bravo-Karimi, Chief Financial Officer
Kurt John, Ed.D., Deputy Chief Financial Officer – Finance
Ernie Thomas, Controller
Timothy S. Rosnick, Deputy Controller

BOND AND DISCLOSURE COUNSEL

Dannis Woliver Kelley
Long Beach, California

MUNICIPAL ADVISOR

KNN Public Finance, LLC
Berkeley, California

PAYING AGENT

U.S. Bank Trust Company, National Association, as agent for the
Treasurer and Tax Collector of the County of Los Angeles
Los Angeles, California

[1] On February 27, 2026, the Board of Education voted unanimously to place Superintendent Alberto M. Carvalho on paid administrative leave pending investigation and named Andrés E. Chait as Acting Superintendent of the District, effective immediately. See "APPENDIX A - District Governance; Senior Management" to this Official Statement for more information.

TABLE OF CONTENTS

Page

INTRODUCTION 1
- General 1
- The District 1
- The District's General Obligation Bond Program 2
- Authority and Purpose for Issuance of the Bonds 6
- Security and Source of Payment for the Bonds 6
- Cybersecurity 7
- Federal Funding 7
- Other Information 8

PLAN OF FINANCE 8

ESTIMATED SOURCES AND USES OF FUNDS 9

THE BONDS 10
- General Provisions 10
- Redemption 10
- Defeasance and Unclaimed Moneys 12

SECURITY AND SOURCE OF PAYMENT FOR THE BONDS 13
- General Description 13
- Pledge of Tax Revenues 14
- Statutory Lien on Taxes (Senate Bill 222) 14
- California Constitutional and Statutory Provisions Relating to *Ad Valorem* Property Taxes 15
- Assessed Valuation of Property Within the District 16
- Tax Rates, Levies and Collections 23
- Debt Service 28
- Aggregate Fiscal Year Debt Service 29
- The District's General Obligation Bond Program and Bonding Capacity 31
- Overlapping Debt Obligations 31

TAX MATTERS 33

LEGAL MATTERS 35
- Possible Limitations on Remedies; Bankruptcy 35
- Amounts Held in County Treasury Pool 37
- Legality for Investment in the State 37
- Continuing Disclosure 37
- Certain Legal Matters 38

FINANCIAL STATEMENTS 38

LITIGATION 38

MISCELLANEOUS 39
- Ratings 39
- Municipal Advisor 39
- Underwriting 40
- Additional Information 41
- Execution and Delivery 41

APPENDIX A DISTRICT FINANCIAL INFORMATION AND REGIONAL ECONOMIC AND DEMOGRAPHIC INFORMATION A-1

APPENDIX B AUDITED ANNUAL FINANCIAL REPORT OF THE DISTRICT FOR FISCAL YEAR ENDED JUNE 30, 2025 ..... B-1

APPENDIX C BOOK-ENTRY ONLY SYSTEM C-1

TABLE OF CONTENTS
(continued)

Page

APPENDIX D PROPOSED FORM OF OPINION OF BOND COUNSEL D-1
APPENDIX E FORM OF CONTINUING DISCLOSURE CERTIFICATE E-1
APPENDIX F THE LOS ANGELES COUNTY TREASURY POOL F-1

$[____]*
LOS ANGELES UNIFIED SCHOOL DISTRICT
(County of Los Angeles, California)
General Obligation Bonds, Series QRRUS (2026)
(Dedicated Unlimited *Ad Valorem* Property Tax Bonds)

INTRODUCTION

This Introduction is not a summary of this Official Statement. It is only a brief description of, and is qualified by, more complete and detailed information contained in the entire Official Statement, including the cover page and inside cover page, through the appendices hereto, and the documents summarized or described herein. The offering of the Bonds to potential investors is made only by means of the entire Official Statement. A full review should be made of the entire Official Statement.

General

This Official Statement, which includes the cover page through the appendices hereto, is provided to furnish information in connection with the sale of the Los Angeles Unified School District (County of Los Angeles, California) General Obligation Bonds, Series QRRUS (2026) (Dedicated Unlimited *Ad Valorem* Property Tax Bonds) (the "Bonds").

The Bonds are issued by the County of Los Angeles, California (the "County"), on behalf of the District, pursuant to certain provisions of the California Education Code and other applicable law, the authorization received at certain elections held by the District as described herein, a resolution adopted by the Board of Education of the District (the "District Board") on _____, 2026 (the "District Resolution"), and a resolution adopted by the Board of Supervisors of the County on _____, 2026 (the "County Resolution" and, together with the District Resolution, the "Resolutions"). The Bonds are being issued to (i) finance certain school facilities projects, (ii) fund capitalized interest on a portion of the Bonds, (iii) pay principal on the Federally Taxable Bonds, and (iv) to pay the costs of issuance of the Bonds as more fully described herein. See "INTRODUCTION – Authority and Purpose for Issuance of the Bonds" and "PLAN OF FINANCE."

THE BONDS ARE GENERAL OBLIGATION BONDS OF THE DISTRICT SECURED BY AND PAYABLE FROM *AD VALOREM* PROPERTY TAXES TO BE LEVIED UPON ALL PROPERTY SUBJECT TO TAXATION BY THE DISTRICT, WITHOUT LIMITATION AS TO RATE OR AMOUNT (EXCEPT AS TO CERTAIN PERSONAL PROPERTY WHICH IS TAXABLE AT LIMITED RATES). THE BONDS ARE NOT AN OBLIGATION OF THE COUNTY, THE STATE OF CALIFORNIA OR OF THE GENERAL FUND OF THE DISTRICT. SEE "SECURITY AND SOURCE OF PAYMENT FOR THE BONDS."

The District

The District, encompassing approximately 710 square miles, is located in the western section of the County in the State of California (the "State"). The District's boundaries include virtually all of the City of Los Angeles (the "City"), all of the Cities of Cudahy, Gardena, Huntington Park, Lomita, Maywood, San Fernando, Vernon and West Hollywood, and portions of the Cities of Bell, Bell Gardens, Beverly Hills, Calabasas, Carson, Commerce, Culver City, Downey, Hawthorne, Inglewood, Long Beach, Lynwood, Montebello, Monterey Park, Rancho Palos Verdes, Rolling Hills Estates, Santa Clarita, Santa Monica, South Gate, and Torrance. In addition, the District provides services to several unincorporated areas of the

* Preliminary; subject to change.

County which include residential and industrial areas. The boundaries for the District are approximately 80% coterminous with the City, with the remaining 20% included in the smaller neighboring cities and unincorporated County areas described above. The District was formed in 1854 as the Common Schools for the City and became a unified school district in 1960.

The District is the largest public school district in the State and the largest self-governing public school district in the United States. At the time of preparation of the District's second interim report for fiscal year 2025-26 (the "2025-26 Second Interim Report"), the transitional kindergarten ("TK") through 12th grade enrollment in the District for fiscal year 2025-26 was approximately 389,010 students, including those attending magnet, opportunity, and continuation schools and centers, Affiliated Charter Schools, and schools for people with disabilities. Such enrollment represents a projected decrease of 7,060 students or a decrease of approximately 1.78% from the budgeted TK-12 enrollment in the District at the time of preparation of the District's original adopted budget for fiscal year 2025-26 (the "Fiscal Year 2025-26 Budget"). Such enrollment does not include students attending Fiscally Independent Charter Schools whoe enrollment was budgeted at 107,437 students at the time of preparation of the Fiscal Year 2025-26 Budget. Based on enrollment projections at the time of preparation of the 2025-26 Second Interim Report, the District projected enrollment to decline by 3.37% on average annually through fiscal year 2027-28. For more information regarding District enrollment and average daily attendance, see APPENDIX A – "DISTRICT FINANCIAL INFORMATION AND REGIONAL ECONOMIC AND DEMOGRAPHIC INFORMATION – DISTRICT GENERAL INFORMATION – Enrollment and Average Daily Attendance." See also APPENDIX A – "DISTRICT FINANCIAL INFORMATION AND REGIONAL ECONOMIC AND DEMOGRAPHIC INFORMATION – DISTRICT FINANCIAL INFORMATION – District Budget – *LACOE's Responses to Fiscal Year 2025-26 Budget*," for information regarding District declining enrollment.

As reflected in the District's Audited Annual Financial Report for fiscal year 2024-25, the District operated 1,233 schools and centers in fiscal year 2024-25, which consisted of 435 elementary schools, 79 middle/junior high schools, 87 senior high schools, 59 options schools, 27 multi-level schools, 11 special education schools, 267 magnet centers, 66 magnet schools, 18 primary school centers, 2 community adult schools, 7 regional occupational centers, 2 skills centers, 87 early education centers, 4 infant centers, and 81 California State preschools. As reflected in the District's Audited Annual Financial Report for fiscal year 2024-25, 51 of the District's schools were operated as Affiliated Charter Schools in fiscal year 2024-25. In addition, as reflected in the District's Audited Annual Financial Report for fiscal year 2024-25, the District oversaw 218 Fiscally Independent Charter Schools within the District's boundaries in fiscal year 2024-25. See APPENDIX A – "DISTRICT FINANCIAL INFORMATION AND REGIONAL ECONOMIC AND DEMOGRAPHIC INFORMATION – STATE FUNDING OF SCHOOL DISTRICTS – Charter School Funding."

Additional information on the District is set forth in Appendices A and B. See APPENDIX A – "DISTRICT FINANCIAL INFORMATION AND REGIONAL ECONOMIC AND DEMOGRAPHIC INFORMATION" and APPENDIX B – "AUDITED ANNUAL FINANCIAL REPORT OF THE DISTRICT FOR FISCAL YEAR ENDED JUNE 30, 2025."

For information regarding potential additional financings the District may undertake, see APPENDIX A – "DISTRICT FINANCIAL INFORMATION AND REGIONAL ECONOMIC AND DEMOGRAPHIC INFORMATION – DISTRICT FINANCIAL INFORMATION – Future Financings."

Recent Significant Events

As discussed in more detail in Appendix A to this Official Statement, the District has recently negotiated tentative agreements or agreements in principle with three of its largest employee bargaining

units, the United Teachers Los Angeles ("UTLA"), Service Employees International Union Local 99 ("SEIU") and AALA/Teamsters 2010 ("AALA"). See "DISTRICT FINANCIAL INFORMATION — Employees and Labor Relations – *General*" and "- *Negotiations Regarding* Labor *Contracts*" in Appendix A to this Official Statement. In response to determinations that negotiations between the District and these bargaining units were at an impasse, these three unions threatened to go out on strike together on April 14, 2026. That action was averted with the tentative agreements reached on April 12, 2026 with UTLA and AALA/Teamsters 2010 and the agreement in principle reached with SEIU on April 14, 2026 (collectively, the "Proposed Agreements"). Under the Proposed Agreement with UTLA, the District agreed to significant staff pay raises varying from 8.0% to over 30% for the current fiscal year and the next fiscal year, a restructured salary scale and an increase in starting salaries for teachers.

Together with Proposed Agreements with the other two unions, the increased financial burden on the District is anticipated to be approximately $1.2 billion annually at full implementation. The District estimates that over the three-year term of the fiscal year 2026-27 budget, including the multi-year projections for fiscal years 2027-28 and 2028-29, approximately $3.8 billion of solutions will be necessary in order to achieve a balanced budget for that period. Possible budget solutions include reductions in discretionary allocations to schools, reductions in force and/or positions, reductions in non-labor spending such as contracted services, and the availability of additional State revenues under the State budget for fiscal year 2026-27 that were not reflected in the 2025-26 Second Interim Report.

The District had notified about 3,200 employees in February 2026 that they were at risk of losing their positions, being re-assigned or employed on a reduced basis. Under the Proposed Agreements, approximately 220 of these employees are no longer eligible to be released. See "DISTRICT FINANCIAL INFORMATION – Employees and Labor Relations- *Reduction in Force and Release Notices*" in Appendix A to this official Statement.

Prior to the negotiation of the Proposed Agreements, the Los Angeles County Office of Education ("LACOE"), which provides financial oversight to all the school districts within the County, had determined that the District's deficit spending had increased in recent years, resulting in a negative 1.13% reserve balance projected for the 2027-28 fiscal year. In its review of the District's 2025-26 Second Interim Report, LACOE noted that the District Board needed to assess staffing, school capacity and enrollment trends to develop a financial approach that would avoid insolvency. The LACOE analysis preceded the negotiation of the Proposed Agreements and therefore did not take their terms into account. There can be no assurance that the District will be able to implement sufficient spending cuts to restore its reserve balances to satisfy both the 5% minimum reserve threshold established by the District and the 1% statutory reserve requirement for future fiscal years, as further described under the heading "DISTRICT FINANCIAL INFORMATION – District Financial Policies and Related Practices – *Operating Reserve*s" in Appendix A to this Official Statement.

The District continues to experience significant reductions in enrollment throughout its schools, estimated at about 3.37% for the 2026-27 fiscal year. While State funding of education is largely based on Average Daily Attendance ("ADA") (see Appendix A – "DISTRICT FINANCIAL INFORMATION – Enrollment and Average Daily Attendance"), enrollment is a primary driver of ADA. Declines in enrollment translate to reductions in State funding for District operations, about 85% of which is used to fund employee salaries and benefits. In addition, an independent actuarial report recently estimated the District's liability, as of June 30, 2026, for claims lodged against the District under AB 218 and similar sexual abuse and molestation claims (losses and allocated Loss Adjustment expenses) at approximately $900 million. See Appendix A – DISTRICT FINANCIAL INFORMATION – Risk Management and Litigation – *Sexual Misconduct Cases*" herein.

The District's ability to reduce its deficit spending depends on a number of factors, some of which are not wholly within its control. Continuing declines in student enrollment could reduce State funding to such a degree that the District could not honor its financial commitments, which could in turn result in the appointment of a State or County administrator. If the District's financial condition does not improve, it may lack sufficient resources to fund all necessary programs and services. **The Bonds are payable solely from *ad valorem* tax revenues collected by the County and not from the General Fund of the District**.

When a school district is under fiscal duress, the County Superintendent of Schools is authorized to take actions to ensure it meets its financial obligations, which may include a request for an emergency appropriation from the State. Depending on the size of the emergency appropriation, a trustee may be appointed to serve the school district, or if the appropriation is for greater than 200% of its recommended reserves, an administrator would be appointed by the County, which takes over the powers of the Board, such that the Board becomes merely advisory for a period of at least one year. This process is further described under the heading "DISTRICT FINANCIAL INFORMATION - District Budget – District Interim Financial Reports" in APPENDIX A hereto. However, such a trustee or administrator would not have the power to restructure any of the Proposed Agreements prior to their expiration, without re-entering negotiations with the employee bargaining units represented by such Proposed Agreements. The Proposed Agreement with UTLA is scheduled to expire on June 30, 2027, the Proposed Agreement with SEIU is scheduled to expire on June 30, 2027, and the Proposed Agreement with AALA is scheduled to expire on June 30, 2028. A State or County trustee or administrator could not grant the District the authority to file for Chapter 9 if it cannot meet its financial obligations or becomes insolvent under current State law.

The circumstances under which the District may become a debtor in a proceeding under Chapter 9 of the Bankruptcy Code, if authorized by the State Superintendent of Public Instruction, are discussed under "LEGAL MATTERS – Possible Limitations on Remedies: Bankruptcy" herein.

The District's General Obligation Bond Program

Voters within the District have approved a total of $36.605 billion of general obligation bonds in seven separate bond elections since 1997, as delineated in Table 1 below, a portion of which are currently outstanding. Prior to the issuance of the Bonds, a total of approximately $21.356 billion of the approved general obligation bonds will have been issued, with approximately $15.249 billion remaining to be issued under the bond authorizations listed below (collectively, the "Authorizations"). See "SECURITY AND SOURCE OF PAYMENT FOR THE BONDS – The District's General Obligation Bond Program and Bonding Capacity."

[Remainder of page intentionally left blank]

TABLE 1
LOS ANGELES UNIFIED SCHOOL DISTRICT
General Obligation Bond Authorizations

Bond Authorization	Date Authorized by Voters	Percentage Approval[1]	Amount Authorized ($ Billions)	Amount Issued[2] ($ Billions)	Amount Unissued[2] ($ Billions)	Purposes
Proposition BB	April 8, 1997	71%	$ 2.400	$ 2.400	$0.000	Health and safety improvements, computer technology and science labs, air conditioning and new construction
Measure K	November 5, 2002	68	3.350	3.350	0.000	New construction, acquisition, rehabilitation and upgrading of specifically identified school facilities
Measure R	March 2, 2004	63	3.870	3.870	0.000	New construction, acquisition, rehabilitation and upgrading of specifically identified school facilities, and installation and upgrading of information-technology infrastructure
Measure Y	November 8, 2005	66	3.985	3.985	0.000	New construction, acquisition, rehabilitation and upgrading of specifically identified school facilities, and installation and upgrading of information-technology infrastructure
Measure Q	November 4, 2008	69	7.000	5.151[3]	1.849[3]	New construction, acquisition, rehabilitation and upgrading of specifically identified school facilities, and installation and upgrading of information-technology infrastructure
Measure RR	November 3, 2020	71	7.000	1.900[3]	5.100[3]	New construction, acquisition, rehabilitation and upgrading of specifically identified school facilities, and implementing Coronavirus Disease 2019 ("COVID-19") pandemic facility safety standards
Measure US	November 5, 2024	68	9.000	0.700[3]	8.300[3]	New construction, acquisition, rehabilitation and upgrading of specifically identified school facilities, and installation and upgrading of information-technology infrastructure
	Total		$36.605	$21.356	$15.249	

(1) Measure K, Measure R, Measure Y, Measure Q, Measure RR, and Measure US were approved pursuant to the provisions of Proposition 39, which requires approval of at least 55% of voters voting on the proposition. Proposition BB was approved pursuant to the provisions of Proposition 46, which requires approval of at least two-thirds of voters voting on the proposition.

(2) Totals may not add due to rounding. See also APPENDIX A – "DISTRICT FINANCIAL INFORMATION AND REGIONAL ECONOMIC AND DEMOGRAPHIC INFORMATION – DISTRICT FINANCIAL INFORMATION – District Debt – *General Obligation Bonds*" for the amounts of outstanding general obligation bonds under the referenced Authorizations. Excludes general obligation refunding bonds.

(3) Prior to issuance of the Bonds.

Source: Los Angeles Unified School District.

In addition to the bond proceeds from the seven Authorizations referred to above, the District has received State-matching funds and other revenue sources to fund the general obligation bond program's various projects. The District may continue to receive other revenue sources, including State-matching funds; however, additional funding is not guaranteed. The District's general obligation bond program completed all projects that enabled the District to operate all schools on a traditional two-semester calendar in the 2018-19 school year. In addition, approximately 24,900 new school construction, rehabilitation, modernization and replacement projects, which are intended to upgrade facilities and improve the learning environment for students, have been completed. The program includes, among other things, various school facilities improvements for campus safety and security, computer technology, sustainability, information technology systems and school buses.

Authority and Purpose for Issuance of the Bonds

The Bonds are issued pursuant to provisions of Section 1(b)(3) of Article XIIIA of the State Constitution, Chapters 1 and 1.5 of Part 10 of Division 1 of Title 1 of the California Education Code and other applicable law, the Measure Q Authorization (defined below), the Measure RR Authorization (defined below), the Measure US Authorization (defined below) and the Resolutions.

A portion of the proceeds of the Bonds attributable to the Measure Q Authorization (defined below) will, after payment of costs of issuance thereto, fund certain school projects (collectively, the "Measure Q Projects") approved by voters in the November 4, 2008 election approving Measure Q (the "Measure Q Authorization"). A portion of the proceeds of the Bonds attributable to the Measure RR Authorization (defined below) will, after payment of costs of issuance thereto, fund certain school projects (collectively, the "Measure RR Projects") approved by voters in the November 3, 2020 election approving Measure RR (the "Measure RR Authorization"). A portion of the proceeds of the Bonds attributable to the Measure US Authorization (defined below) will, after payment of costs of issuance thereto, fund certain school projects (collectively, the "Measure US Projects") approved by voters in the November 5, 2024 election approving Measure US (the "Measure US Authorization"). A portion of the proceeds of the Bonds is also expected to fund capitalized interest on a portion of the Bonds through [July 1, 20__][*], pay principal on the Federally Taxable Bonds, and pay costs of issuance of the Bonds. See "PLAN OF FINANCE" and "ESTIMATED SOURCES AND USES OF FUNDS."

Security and Source of Payment for the Bonds

The Bonds are payable from *ad valorem* property taxes to be levied within the District pursuant to the California Constitution, other State law, Measure Q, Measure RR and Measure US. The Board of Supervisors of the County is empowered and is obligated to levy *ad valorem* property taxes upon all property subject to taxation by the District, without limitation as to rate or amount (except as to certain personal property which is taxable at limited rates), for the payment of principal of and interest on the Bonds, all as more fully described herein. Such *ad valorem* property taxes are deposited in the related Interest and Sinking Fund of the District, which is established for the Bonds and held by the County and may only be applied to pay the principal of, redemption premium, if any, and interest on the Bonds. Pursuant to the Resolutions, the term "Interest and Sinking Fund" means each interest and sinking fund of the District, designated to correspond to the applicable general obligation bonds or general obligation refunding bonds of the District and related voter-approved bond measure of the District established for such bonds and used only for payment of principal of and interest on such bonds.

Pursuant to the District Resolution, the District pledges and grants a lien on and security interest in, all revenues from the property taxes collected from the levy by the Board of Supervisors with respect to each voter-approved bond measure of the District for payment of bonds issued under such measure of the District and all amounts on deposit in any Interest and Sinking Fund of the District for the payment of the

principal or redemption price of and interest on such bonds. The District Resolution provides that this pledge and grant is valid and binding from the date of adoption of the District Resolution for the benefit of the owners of such bonds and successors thereto. The District Resolution further provides that the property taxes and amounts held in each Interest and Sinking Fund of the District are immediately subject to this pledge and grant, and that this pledge and grant constitutes a lien and security interest which immediately attaches to the property taxes and amounts held in such Interest and Sinking Fund of the District to secure the payment of such bonds and is effective, binding, and enforceable against the District, its successors, creditors and all others irrespective of whether those parties have notice of the pledge or grant, and without the need of any physical delivery, recordation, filing, or further act.

The District Resolution provides that this pledge and grant is an agreement between the District and the owners of each series of Bonds and of each issue of outstanding general obligation bonds to provide security for each series of Bonds and all such other general obligation bonds and general obligation refunding bonds of the District in addition to any statutory lien that may exist, and each such issue of general obligation bonds and general obligation refunding bonds of the District are or were issued to finance or refinance, as applicable, one or more of the projects specified in the applicable voter-approved measure and not to finance the general purposes of the District. In accordance with Section 15251 of the Education Code, such bonds are also automatically secured by a statutory lien on all revenues received pursuant to the levy and collection of the tax for the applicable Measure. See "SECURITY AND SOURCE OF PAYMENT FOR THE BONDS."

Cybersecurity

School districts, like other governmental and business entities, face significant risks relating to the use and application of computer software and hardware for educational, operational and management purposes. The District also collects, processes, and distributes an enormous amount of private, protected and personal information on students, staff, parents, visitors, vendors and contractors. As the custodian of such information, the District has faced and may face in the future cybersecurity threats, attacks or incidents from time to time, including the cybersecurity attacks and incident in 2019, 2022 and 2024, as more fully described in Appendix A hereto. Moreover, the District relies on other entities and service providers in the course of operating the District, including the County with respect to the levy and collection of *ad valorem* property taxes and its servers and systems for accounting and other matters, as well as other trustees, fiscal agents, dissemination agents and project management firms. No assurance can be given that future cyber threats and attacks against the District or third-party entities or service providers will not directly or indirectly impact the District or the owners of the Bonds, including the possibility of impacting the timely payments of debt service on the Bonds or timely filings pursuant to the District's continuing disclosure undertakings. See APPENDIX A – "DISTRICT FINANCIAL INFORMATION AND REGIONAL ECONOMIC AND DEMOGRAPHIC INFORMATION – DISTRICT GENERAL INFORMATION – Cybersecurity," for a discussion of prior cyberattacks and incidents, cybersecurity litigation, and the District's responses to prior cyberattacks and incidents.

Federal Funding

The federal government provides funding for several District programs, including special education programs. Federal revenues, most of which are restricted, comprised approximately 7.67% (or approximately $741.9 million) of the District's General Fund revenues for Fiscal Year 2024-25 and are budgeted to comprise approximately 7.75% (or approximately $743.5 million) of General Fund revenues for Fiscal Year 2025-26 as of the 2025-26 Second Interim Report.

On January 27, 2025, the Office of Management and Budget ("OMB") issued a memorandum directing federal agencies to temporarily pause all activities related to the obligation or disbursement of

federal financial assistance, and other relevant activities, that may be implicated by recent executive orders issued under the Trump Administration. On January 29, 2025, OMB rescinded the memorandum. Following the rescission, the White House press secretary noted that the rescission of the memorandum was "[not] a rescission of the federal funding freeze." The U.S. Department of Education released a letter, dated February 14, 2025, notifying schools and colleges to eliminate diversity, equity, and inclusion programs and initiatives by the end of the month or risk losing federal funding. The District cannot predict any action to be taken in carrying out the executive orders nor its effect on the District's federal funding or operations of the District.

On March 20, 2025, President Trump signed an executive order aimed at terminating the United States Department of Education. On June 30, 2025, the Trump Administration announced it would be withholding approximately $6.8 billion in federal funding due to be released on July 1, 2025 for certain Title I, II, III and IV programs, including migrant education, professional development, English-learner services, academic enrichment, before-and after-school programs, and adult basic and literacy education. In the June 30, 2025 announcement, the Trump Administration stated that such program grants were under review and no decision had yet been made for the upcoming academic year. The District cannot predict the types of possible federal funding cuts that may occur or the extent of such cuts, if any, however, the District does not expect the withholding of such federal funds to have a material impact on the District's revenues or operations.

The Trump Administration's proposed federal budget for Fiscal Year 2025-26 proposed the elimination or substantial reduction of many federal education grants, including those discussed above, however those proposals were rejected by Congress, and existing federal K-12 grant programs were maintained with roughly level year-over-year funding. Similarly, in its proposed budget for Fiscal Year 2026-27, released on April 3, 2026, the Trump Administration again proposed eliminating funding for federal education programs, including programs supporting educators' professional development, services for English learners, academic enrichment and student support programs, and others, replacing it with a block grant to states. These proposals would also be subject to Congressional approval. The District cannot predict whether Congress will approve all or any portion of these reductions and eliminations, or if it does, the impact of such actions on its budget.

Other Information

This Official Statement contains brief descriptions of, among other things, the District, the District's general obligation bond program, the Resolutions and certain matters relating to the security and source of payment for the Bonds. Such descriptions and information do not purport to be comprehensive or definitive. All references herein to documents are qualified in their entirety by reference to such documents. Copies of such documents are available for inspection at the District by request to the Office of the Chief Financial Officer at (213) 241-7888 and, following delivery of the Bonds will be on file, as applicable, at the principal office of U.S. Bank Trust Company, National Association, as agent to the Treasurer and Tax Collector of the County, as paying agent (the "Paying Agent"), in Los Angeles, California.

PLAN OF FINANCE

A portion of the proceeds of the Bonds attributable to the Measure Q Authorization will be applied to fund the costs of various components of the Measure Q Projects in accordance with the ballot measure for the Measure Q Authorization. The Measure Q Authorization includes a number of specifically identified projects, which was summarized to the District's voters to include the following: repair/upgrade of aging/deteriorating classrooms, restrooms; upgrade fire/earthquake safety; reduce asbestos, lead paint, air pollution, water quality hazards; build upgrade specialized classrooms students need to meet job/college requirements; and improve classroom internet access.

A portion of the proceeds of the Bonds attributable to the Measure RR Authorization will be applied to fund the costs of various components of the Measure RR Projects in accordance with the ballot measure for the Measure RR Authorization. The Measure RR Authorization includes a number of specifically identified projects, which was summarized to the District's voters to include the following: upgrade classrooms/labs/technology for 21st century learning; implement COVID-19 facilities safety standards; address school facility inequities; reduce asbestos, earthquake and water quality hazards; and replace/renovate aging school classrooms.

A portion of the proceeds of the Bonds attributable to the Measure US Authorization will be applied to fund the costs of various components of the Measure US Projects in accordance with the ballot measure for the Measure US Authorization. The Measure US Authorization includes a number of specifically identified projects, which was summarized to the District's voters to include the following: update school facilities for 21st century student learning and career/college preparedness; improve school facilities for safety, earthquakes and disability access; upgrade plumbing, electrical, HVAC; replace leaky roofs; provide learning technology; and create green outdoor classrooms/schoolyards.

A portion of the proceeds of the Bonds will also be used to pay the costs of issuance of the Bonds, including the underwriters' discount. Premium received from the Bonds will be used to pay capitalized interest on a portion of the Bonds and principal on the Federally Taxable Bonds.

ESTIMATED SOURCES AND USES OF FUNDS

The estimated sources and uses of funds with respect to the Bonds are as follows:

TABLE 2
ESTIMATED SOURCES AND USES OF FUNDS

Estimated Sources of Funds	
Principal Amount	$
[Original Issue Premium]	
Total Sources	$
Estimated Uses of Funds	
Deposit to Building Fund	$
Deposit to Interest and Sinking Fund[(1)]	
Underwriters' Discount	
Costs of Issuance[(2)]	
Total Uses	$

(1) Expected to pay principal and interest on the Federally Taxable Bonds on ___1, 20___ and fund capitalized interest on a portion of the Bonds through [____][*].
(2) Includes fees of Bond Counsel, Disclosure Counsel, Paying Agent, Municipal Advisor, rating agencies, printer, and other miscellaneous expenses.

[*] Preliminary, subject to change.

THE BONDS

General Provisions

The Bonds will be dated their date of delivery, will be issued in book-entry form only, without coupons, in denominations of $5,000 principal amount or any integral multiple thereof, and, when issued, will be initially registered in the name of Cede & Co., as nominee of The Depository Trust Company ("DTC"). DTC will act as securities depository for the Bonds. Owners will not receive physical certificates representing their interest in the Bonds purchased, except in the event that use of the book-entry system for the Bonds is discontinued. Payments of principal of, premium, if any, and interest on the Bonds will be made by the Paying Agent to DTC, which is obligated in turn to remit such payments to its DTC Participants for subsequent disbursement to the beneficial owners of the Bonds. For information about the securities depository and DTC's book-entry system, see APPENDIX C – "BOOK-ENTRY ONLY SYSTEM."

The Bonds mature in the years and on the dates set forth on the inside front cover page hereof. Interest on the Federally Taxable Bonds maturing on _____, 1, 20__ is payable only at maturity on _____1, 20__. Interest on the Bonds maturing on and after _____ 1, 202___ (the "Tax-Exempt Bonds") is payable on each January 1 and July 1 to maturity, commencing on _____ 1, 202___. Each such instance where interest on the Bonds becomes due is an "Interest Payment Date". Interest on the Bonds will be computed based on a 360-day year of twelve 30-day months. Each Bond will bear interest from the Interest Payment Date next preceding the date of authentication thereof, unless it is authenticated as of a date during the period from the 15th day of the calendar month immediately preceding such Interest Payment Date, inclusive, whether or not such day is a business day (each, a "Record Date") to such Interest Payment Date, in which event it shall bear interest from such Interest Payment Date, or unless it is authenticated on or before the Record Date preceding the first Interest Payment Date, in which event it shall bear interest from the date of delivery of the Bonds.

Redemption*

Optional Redemption. The Bonds maturing on or after July 1, 20[__], are subject to redemption prior to their respective stated maturity dates, at the option of the District, from any source of available funds, as a whole or in part on any date on or after January 1, 20[__], at a redemption price equal to the principal amount of such Bonds called for redemption, together with interest accrued thereon to the date of redemption, without premium.

Mandatory Sinking Fund Redemption. The Bonds maturing on July 1, 20[__] are subject to mandatory sinking fund redemption on July 1 in each of the years and in the respective principal amounts as set forth in the following schedule, at a redemption price equal to 100% of the principal amount thereof to be redeemed, together with interest accrued thereon to the date fixed for redemption, without premium:

Mandatory Sinking Fund Redemption Date (July 1)	Principal Amount to be Redeemed
†	

* Preliminary; subject to change.

† Maturity.

The principal amount to be redeemed in each year shown above will be reduced proportionately, or as otherwise directed by the District, in integral multiples of $5,000 principal amount, by any portion of such term bonds optionally redeemed prior to the mandatory sinking fund redemption date.

Selection of Bonds upon Redemption. If less than all of the Bonds of a series, if any, are subject to such redemption and are called for redemption, such Bonds shall be redeemed as directed by the District. If less than all of the Bonds of any given maturity are called for redemption, the portions of such Bonds of a given maturity to be redeemed shall be determined by lot in any manner deemed fair by the Paying Agent.

Notice of Redemption. Notice of any redemption of any Bonds is required to be mailed by the Paying Agent, postage prepaid, not less than twenty (20) nor more than sixty (60) days prior to the redemption date (i) by first class mail to the County and the respective Owners thereof at the addresses appearing on the bond registration books, and (ii) as may be further required in accordance with the Continuing Disclosure Certificate relating to the Bonds.

Each notice of redemption is required to contain the following: (i) the date of such notice; (ii) the name of the Bonds and the date of issue of such Bonds; (iii) the redemption date; (iv) the redemption price; (v) the dates of maturity or maturities of the Bonds to be redeemed; (vi) if less than all of the Bonds of any maturity are to be redeemed, the distinctive numbers of the Bonds of each maturity to be redeemed; (vii) in the case of Bonds redeemed in part only, the respective portions of the principal amount of the Bonds of each maturity to be redeemed; (viii) the CUSIP number, if any, of each maturity of Bonds to be redeemed; (ix) a statement that such Bonds must be surrendered by the Owners at the principal corporate trust office of the Paying Agent, or at such other place or places designated by the Paying Agent; (x) notice that further interest on such Bonds will not accrue after the designated redemption date; and (xi) in the case of a conditional notice, that such notice is conditioned upon certain circumstances and the manner of rescinding such conditional notice.

Effect of Notice. A certificate of the Paying Agent that the notice of redemption that has been given to Owners as herein provided shall be conclusive as against all parties. Neither the failure to receive the notice of redemption nor any defect in such notice shall affect the sufficiency of the proceedings for the redemption of the Bonds called for redemption or the cessation of interest on the date fixed for redemption. When notice of redemption has been given substantially as provided for in the County Resolution, and when the redemption price of such Bonds called for redemption is set aside for the purpose as described in the County Resolution the Bonds designated for redemption shall become due and payable on the specified redemption date and interest shall cease to accrue thereon as of the redemption date, and upon presentation and surrender of such Bonds at the place specified in the notice of redemption, such Bonds are required to be redeemed and paid at the redemption price thereof out of the money provided therefor. The Owners of such Bonds so called for redemption after such redemption date shall be entitled to payment thereof only from the related Interest and Sinking Fund of the District or the trust fund established for such purpose. All Bonds redeemed will be cancelled forthwith by the Paying Agent and will not be reissued.

Right to Rescind Notice. The District may rescind any optional redemption and notice thereof for any reason on any date prior to the date fixed for redemption by causing written notice of the rescission to be given to the owners of the Bonds so called for redemption. Any optional redemption and notice thereof shall be rescinded if for any reason on the date fixed for redemption moneys are not available in the related Interest and Sinking Fund of the District or otherwise held in trust for such purpose in an amount sufficient to pay in full on said date the principal of and premium, if any, and interest due on the Bonds called for redemption. Notice of rescission of redemption shall be given in the same manner in which notice of redemption was originally given. The actual receipt by the owner of any Bond of notice of such rescission

shall not be a condition precedent to rescission, and failure to receive such notice or any defect in such notice shall not affect the validity of the rescission.

Redemption Fund. Prior to or on the redemption date of any Bonds, there shall be available, in the related Interest and Sinking Fund of the District, or held in trust for such purpose as provided by law, moneys for the purpose and sufficient to redeem, at the redemption prices as provided therefor, the Bonds designated in the notice of redemption. Such monies set aside for the Bonds are required to be applied on or after the redemption date solely for payment of principal of and premium, if any, and interest due on the Bonds to be redeemed upon presentation and surrender of such Bonds provided that all monies in the related Interest and Sinking Fund of the District shall be used for the purposes established and permitted by law. Any interest due on or prior to the redemption date shall be paid from the related Interest and Sinking Fund of the District, unless otherwise provided to be paid from such monies held in trust. If, after all of the Bonds have been redeemed and cancelled or paid and cancelled, there are monies remaining in the related Interest and Sinking Fund of the District or otherwise held in trust for the payment of the redemption price of such Bonds, the moneys are required to be held in or returned or transferred to any Interest and Sinking Fund of the District for payment of any outstanding bonds of the District payable from such fund; provided, however, that if those monies are part of the proceeds of bonds of the District, the monies shall be transferred to the fund created for the payment of principal of and interest on such bonds. If no such bonds of the District are at such time outstanding, the moneys shall be transferred to the general fund of the District as provided and permitted by law.

Defeasance and Unclaimed Moneys

Defeasance. If at any time the District pays or causes to be paid or there shall otherwise be paid to the Owners of any or all of the outstanding Bonds all or any part of the principal of and premium, if any, and interest on such Bonds at the times and in the manner provided in the County Resolution and in such Bonds, or as provided in the following paragraph, or as otherwise provided by law consistent herewith, then such Owners of such Bonds shall cease to be entitled to the obligation of the District as provided in the County Resolution and such obligation and all agreements and covenants of the District and of the County to such Owners under the County Resolution and such Bonds shall thereupon be satisfied and discharged and shall terminate, except only that the District shall remain liable for payment of all principal of and premium, if any, and interest on such Bonds, but only out of monies on deposit in the related Interest and Sinking Fund of the District or otherwise held in trust for such payment; and provided further, however, that the provisions of the County Resolution shall apply in all events. See "– Unclaimed Moneys" below.

The District may pay and discharge any or all of the Bonds by depositing in trust with the Paying Agent or an escrow agent selected by the District, at or before maturity, money and/or Defeasance Securities (as defined herein), in an amount which will, together with the interest to accrue thereon and available monies then on deposit in the related Interest and Sinking Fund of the District, be fully sufficient to pay and discharge the indebtedness on such Bonds (including all principal, interest and redemption premiums) at or before their respective maturity dates.

The term "Defeasance Securities" means (i) non-callable direct and general obligations of the United States of America (including state and local government series), or obligations that are unconditionally guaranteed as to principal and interest by the United States of America, including, in the case of direct and general obligations of the United States of America, evidences of direct ownership of proportionate interests in future interest or principal payments of such obligations; provided that investments in such proportionate interests must be limited to circumstances wherein (a) a bank or trust company acts as custodian and holds the underlying United States obligations; (b) the owner of the investment is the real party in interest and has the right to proceed directly and individually against the obligor of the underlying United States obligations; and (c) the underlying United States obligations are

held in a special account, segregated from the custodian's general assets, and are not available to satisfy any claim of the custodian, any person claiming through the custodian, or any person to whom the custodian may be obligated; (ii) non-callable obligations of government sponsored agencies that are rated in one of the two highest rating categories assigned by Standard & Poor's Ratings Services, a Standard & Poor's Financial Services LLC business ("S&P") or Moody's Investors Service ("Moody's"), but in each case the obligations are not guaranteed by a pledge of the full faith and credit of the United States of America; and (iii) Advance Refunded Municipal Securities (defined herein).

The term "Advance Refunded Municipal Securities" means any bonds or other obligations of any state of the United States of America or of any agency, instrumentality or local government unit of any such state (i) which are not callable prior to maturity or as to which irrevocable instructions have been given to the trustee, fiscal agent, or other fiduciary for such bonds or other obligations by the obligor to give due notice of redemption and to call such bonds or other obligations for redemption on the date or dates specified in such instructions, (ii) which are secured as to principal of, premium, if any, and interest by a fund consisting only of cash, direct United States or United States guaranteed obligations, or any combination thereof, which fund may be applied only to the payment of such principal of, premium, if any, and interest on such bonds or other obligations on the maturity date or dates thereof or the redemption date or dates specified in the irrevocable instructions referred to in clause (i) above, as appropriate, and (iii) as to which the principal of, premium, if any, and interest on the bonds and obligations of the character described in clause (i) above which have been deposited in such fund, along with any cash on deposit in such fund, have been verified by an independent certified public accountant as being sufficient to pay principal of, premium, if any, and interest on such bonds or other obligations on the maturity date or dates thereof or on the redemption date or dates specified in the irrevocable instructions referred to in clause (i) above, as applicable.

Unclaimed Moneys. Any money held in any fund created pursuant to the County Resolution or by the Paying Agent or an escrow agent in trust, for the payment of the principal of, premium, if any, and interest on the Bonds, and remaining unclaimed for two years after the principal of all of the Bonds has become due and payable (whether by maturity or upon prior redemption) shall be transferred to any Interest and Sinking Fund of the District for payment of any outstanding bonds of the District payable from that fund; or, if no such bonds of the District are at such time outstanding, the monies shall be transferred to the general fund of the District as provided and permitted by law.

SECURITY AND SOURCE OF PAYMENT FOR THE BONDS

General Description

The Bonds are payable from *ad valorem* property taxes to be levied within the District pursuant to the California Constitution and other State law. In order to provide sufficient funds for repayment of principal and interest when due on the Bonds, the Board of Supervisors of the County is empowered and is obligated to levy *ad valorem* property taxes upon all property subject to taxation by the District, without limitation as to rate or amount (except as to certain personal property which is taxable at limited rates). When collected, such *ad valorem* property taxes are required by law to be deposited in the related Interest and Sinking Fund of the District, which is established for each series of the Bonds and held and maintained by the County and may only be applied to pay the principal of, redemption premium, if any, and interest on the applicable Bonds. Such taxes are in addition to but separate from other taxes levied upon property within the District that are deposited by the County in the General Fund of the District. The District does not receive such funds, nor are they available to pay any of the District's operating expenses.

Under California law, the District's funds are required to be held by the Treasurer and Tax Collector of the County (the "County Treasurer"). All funds held by the County Treasurer in each Interest and Sinking

Fund of the District are expected to be invested at the discretion of the County Treasurer on behalf of the District in such investments as are authorized by Section 53601 and following of the California Government Code and the investment policy of the County, as either may be amended or supplemented from time to time. See APPENDIX F – "THE LOS ANGELES COUNTY TREASURY POOL."

Pledge of Tax Revenues

Pursuant to the District Resolution, the District pledges and grants a lien on and security interest in, all revenues from the property taxes collected from the levy by the Board of Supervisors with respect to each voter-approved bond measure of the District and related refunding bonds for payment of bonds issued under such measure of the District or refunded and all amounts on deposit in any Interest and Sinking Fund of the District for the payment of the principal or redemption price of and interest on such bonds. The District Resolution provides that this pledge and grant is valid and binding from the date of adoption of such resolution for the benefit of the owners of such bonds and successors thereto. The District Resolution further provides that the property taxes and amounts held in each Interest and Sinking Fund of the District are immediately subject to this pledge and grant, and this pledge and grant constitutes a lien and security interest which immediately attaches to the property taxes and amounts held in such Interest and Sinking Fund of the District to secure the payment of such bonds and is effective, binding, and enforceable against the District, its successors, creditors and all others irrespective of whether those parties have notice of the pledge or grant, and without the need of any physical delivery, recordation, filing, or further act. The District Resolution provides that this pledge and grant is an agreement between the District and the owners of the Bonds and of each issue of outstanding general obligation bonds and general obligation refunding bonds to provide security for the Bonds and all such other general obligation bonds and general obligation refunding bonds of the District in addition to any statutory lien that may exist, and each such issue of general obligation bonds and general obligation refunding bonds of the District are or were issued to finance or refinance, as applicable, one or more of the projects specified in the applicable voter-approved measure and not to finance the general purposes of the District. In accordance with Section 15251 of the Education Code, such bonds are also automatically secured by a statutory lien on all revenues received pursuant to the levy and collection of the tax for the applicable measure. See " – Statutory Lien on Taxes (Senate Bill 222)" below.

The pledge of tax revenues provided for in the District Resolution specifies that said lien secures the Bonds and other bonds that may be issued in the future. Further, previous general obligation bonds of the District have been issued under resolutions which pledge tax revenues to secure the general obligation bonds and the general obligation refunding bonds issued thereunder and the District may provide for a similar pledge of tax revenues in resolutions adopted in the future that authorize general obligation bonds and general obligation refunding bonds. The District Resolution does not specify the relative priority of obligations so secured or a method of allocation in the event that the revenues received pursuant to the levy and collection of the tax are insufficient to pay all amounts then due and owing that are secured by the lien of the pledges.

Statutory Lien on Taxes (Senate Bill 222)

Pursuant to Section 53515 of the California Government Code (which became effective on January 1, 2016, as part of Senate Bill 222), all general obligation bonds issued by local agencies, including refunding bonds, will be secured by a statutory lien on all revenues received pursuant to the levy and collection of the tax. California Education Code Section 15251 provides for a similar lien for bonds issued and sold by school districts (including the Bonds) pursuant to Chapter 1 of Part 10 of Division 1 of Title 1 of the California Education Code. Section 53515 of the California Government Code and Section 15251 of the California Education Code provide that the lien will automatically arise, without the need for any action or authorization by the local agency or its governing board, and will be valid and binding from the time the

Bonds are executed and delivered. Section 53515 and Section 15251 further provide that the revenues received pursuant to the levy and collection of the tax will be immediately subject to the lien, and the lien will immediately attach to the revenues and be effective, binding and enforceable against the local agency or school district, as applicable, its successor, transferees and creditors, and all others asserting rights therein, irrespective of whether those parties have notice of the lien and without the need for physical delivery, recordation, filing or further act.

This statutory lien, by its terms, secures not only the Bonds, but also any other bonds of the District payable, as to both principal and interest, from the proceeds of *ad valorem* property taxes that may be levied pursuant to paragraphs (2) and (3) of subdivision (b) of Section 1 of Article XIII A of the California Constitution. The statutory lien provision does not specify the relative priority of obligations so secured or a method of allocation in the event that the revenues received pursuant to the levy and collection of the tax are insufficient to pay all amounts then due and owing that are secured by the statutory lien.

California Constitutional and Statutory Provisions Relating to *Ad Valorem* Property Taxes

Article XIIIA of the California Constitution. On June 6, 1978, California voters approved Proposition 13, adding Article XIIIA to the California Constitution. Article XIIIA limits the amount of any *ad valorem* property tax on real property to 1% of the full cash value thereof, except that additional *ad valorem* property taxes may be levied to pay debt service (i) on indebtedness approved by the voters prior to July 1, 1978, (ii) (as a result of an amendment to Article XIIIA approved by California voters on June 3, 1986) on bonded indebtedness for the acquisition or improvement of real property that has been approved on or after July 1, 1978 by two-thirds of the voters voting on such indebtedness, and (iii) (as a result of a constitutional amendment approved by California voters on November 7, 2000) on bonded indebtedness incurred for the construction, reconstruction, rehabilitation, or replacement of school facilities, including the furnishing and equipping of school facilities, or the acquisition or lease of real property for school facilities, approved by 55% of the voters voting on the bond measure. Article XIIIA effectively prohibits the levying of any other *ad valorem* property tax above the 1% limit except for taxes to support indebtedness approved by the voters as described above.

Article XIIIA defines full cash value to mean "the county assessor's valuation of real property as shown on the 1975-1976 tax bill under full 'cash value,' or thereafter, the appraised value of real property when purchased, newly constructed, or a change in ownership have occurred after the 1975 assessment." Assessed value may be adjusted annually to reflect inflation at a rate not to exceed 2% per year, or to reflect a reduction in the consumer price index or comparable data for the area under taxing jurisdiction, or may be reduced in the event of declining property value caused by substantial damage, destruction or other factors. As a result, property that has been owned by the same taxpayer for many years can have an assessed value that is much lower than the market value of the property. Similar property that has recently been acquired may have a substantially higher assessed value reflecting the recent acquisition price. Increases in assessed value in a taxing area due to the change in ownership of property may occur even when the rate of inflation or consumer price index do not permit an increase in assessed valuation of property that does not change ownership. Proposition 13 has had the effect of stabilizing assessed valuation such that it does not fluctuate as significantly as the market value of property, but instead gradually changes as longer owned residential properties are transferred and reassessed upon such transfer. On June 18, 1992, the United States Supreme Court issued a decision upholding the constitutionality of Article XIIIA (*Nordlinger v. Hahn*, 112 S. Ct. 2326, 120 L. Ed. 2d 1 (1992)).

Article XIIIA has subsequently been amended to permit reduction of the full cash value base in the event of declining property values caused by damage, destruction, or other factors to provide that there would be no increase in the full cash value base in the event of reconstruction of property damaged or destroyed in a disaster and in other minor or technical ways. Proposition 8, approved by the voters in

November of 1978, provides for the enrollment of the lesser of the base year value or the market value of real property, taking into account reductions in value due to damage, destruction, depreciation, obsolescence, removal of property, or other factors causing a similar decline. In these instances, the market value is required to be reviewed annually until the market value exceeds the base year value. The assessed value increases to its pre-reduction level (escalated to the annual inflation rate of no more than 2%) following the year(s) for which the reduction is applied. Reductions in assessed value could result in a corresponding increase in the annual tax rate levied by the County to pay debt service on the Bonds. See also "-Assessed Valuation of Property Within the District - *2025 Wildfires*" herein.

Legislation Implementing Article XIIIA. Legislation has been enacted and amended a number of times since 1978 to implement Article XIIIA. Under current law, local agencies are no longer permitted to levy directly any property tax (except to pay voter-approved indebtedness). The 1% property tax is automatically levied by the County and distributed according to a formula among taxing agencies. The formula apportions the tax roughly in proportion to the relative shares of taxes levied prior to 1979.

Increases of assessed valuation resulting from reappraisals of property due to new construction, change in ownership or from the 2% annual adjustment are allocated among the various jurisdictions in the "taxing area" based upon their respective "situs." Any such allocation made to a local agency continues as part of its allocation in future years. All taxable property is shown at full assessed value on the tax rolls. Consequently, the 1% tax rate is expressed as $1 per $100 of taxable value.

Proposition 19. On November 3, 2020, State voters approved Proposition 19, a legislatively referred constitutional amendment ("Proposition 19"), which amends Article XIII A to (i) expand special rules that give property tax savings to homeowners that are over the age of 55, severely disabled, or whose property has been impacted by wildfire or natural disaster, when they buy a different home; (ii) narrow existing special rules for inherited properties; and (iii) dedicate most of the potential new State revenue generated from Proposition 19 toward fire protection. The District cannot make any representation regarding the effect Proposition 19 may have on District revenues or the assessed valuation of real property in the District. Any reduction of assessed valuation, however, would result in a corresponding increase in the annual tax rate levied by the County to pay the debt service on the Bonds.

Prospective purchasers of the Bonds should be aware that, notwithstanding any decrease in assessed valuation for any fiscal year, the County is required to levy sufficient taxes to pay debt service on the Bonds. The consequence of any decrease in assessed valuation is a corresponding increase in the tax rate on taxable property so that sufficient tax revenues may be collected from taxpayers to pay debt service on the Bonds in full when due. Increases in tax rates, however, may impact the ability or willingness of taxpayers to pay their property taxes. See "– Tax Rates, Levies and Collections."

Assessed Valuation of Property Within the District

General. As required by State law, the District uses the services of the County for the assessment and collection of taxes for District purposes. District taxes are collected at the same time and on the same tax rolls as are the County, the City of Los Angeles, and other local agency and special district taxes.

State law exempts $7,000 of the full cash value of an owner-occupied dwelling from property tax, but this exemption does not result in any loss of revenue to local entities, including the District, because an amount equivalent to the taxes which would have been payable on such exempt values is paid by the State to the County for distribution to local agencies. The County levies property taxes on behalf of taxing agencies in the County for each fiscal year on taxable real and personal property which is situated in the County as of the preceding January 1. Upon a change in ownership of property or completion of new

construction, however, State law permits the County to recognize changes in the assessed valuation of real property before the next regular assessment role is complete in order to levy taxes based on the new assessed value. In such instances, the property is reassessed and a supplemental tax bill is sent to the new owner based on the new value prorated for the balance of the tax year.

The fiscal year 2025-26 Assessment Roll for property within the District's boundaries reflects an increase of approximately 3.62% in assessed value from the prior year. Under State law, in addition to reassessments requested by property owners pursuant to Proposition 8 when the current market value of property is less than assessed value as of January 1, the county assessor annually initiates reviews of property for reassessments due to decline-in-value. See "*—Appeals of Assessed Valuation; Blanket Reductions of Assessed Values"* below.

TABLE 3
LOS ANGELES UNIFIED SCHOOL DISTRICT
Historical Gross Assessed Valuation of Taxable Property[(1)]
Fiscal Years 2010-11 through 2025-26
($ in thousands)

Fiscal Year	Secured[(2)]	Unsecured	Total[(2)]	Change From Prior Year	Percent Change
2010-11	$442,092,473	$21,753,078	$463,845,551	$(11,131,740)	(2.34%)
2011-12	447,830,204	21,265,021	469,095,225	5,249,674	1.13%
2012-13	458,767,053	21,308,439	480,075,492	10,980,267	2.34
2013-14	482,043,584	21,634,336	503,677,920	23,602,428	4.92
2014-15	510,371,502	22,562,705	532,934,207	29,256,287	5.81
2015-16	546,807,059	23,362,404	570,169,464	37,235,257	6.99
2016-17	581,473,213	24,495,794	605,969,007	35,799,543	6.28
2017-18	619,162,082	25,342,665	644,504,747	38,535,740	6.36
2018-19	665,355,078	27,377,547	692,732,625	48,227,878	7.48
2019-20	710,954,606	28,442,486	739,397,092	46,664,467	6.73
2020-21	759,004,739	28,679,270	787,684,010	48,286,918	6.53
2021-22	790,822,215	27,581,051	818,403,266	30,719,256	3.90
2022-23	848,435,713	29,196,328	877,632,041	59,228,775	7.24
2023-24	898,345,149	31,634,928	929,980,077	52,348,036	5.96
2024-25	940,379,767	32,489,350	972,869,117	42,889,040	4.61
2025-26	972,869,117	972,869,117	972,869,117	972,869,117	3.62

(1) Full cash value.
(2) Includes utility valuations.
Source: California Municipal Statistics, Inc.

Assessed Valuation Reductions. Assessments may be adjusted during the course of the year when real property changes ownership or new construction is completed. Assessments may also be appealed by taxpayers seeking a reduction as a result of economic and other factors beyond the District's control, such as a general market decline in property values, including potential market declines caused by the effects of a reclassification of property to a class exempt from taxation, whether by ownership or use (such as exemptions for property owned by State and local agencies and property used for qualified educational, hospital, charitable or religious purposes), pandemic, or the complete or partial destruction of taxable property caused by natural or manmade disaster, such as earthquake, drought, flood, landslide, liquefaction, levee failure, fire, toxic dumping, etc. When necessitated by changes in assessed value in the course of a year, taxes are pro-rated for each portion of the tax year. See also "*—Appeals of Assessed Valuation; Blanket Reductions of Assessed Values"* below.

Property values could be reduced by factors beyond the District's control, including a depressed real estate market due to general economic conditions or other events. A pandemic, like the outbreak of the respiratory disease caused by COVID-19 which was declared a pandemic by the World Health Organization, could result in an economic recession or depression that causes a general market decline in property values therefore affecting the assessed value of property in the District. Events resulting in changing economic conditions may also alter the willingness or the ability of local taxpayers to pay *ad valorem* property taxes levied to repay the District's general obligation bonds. The District cannot predict whether events that may result in changing economic conditions will occur or the extent that a change in economic conditions will impact assessed value of property in the District or the willingness or ability of local taxpayers to pay *ad valorem* property taxes.

Aside from economic conditions, property values could be reduced by natural or manmade disasters. In recent years, portions of California, including the County and adjacent counties, have experienced wildfires that have burned thousands of acres and destroyed thousands of homes and structures. Moreover, the District is located in a seismically active region. Active earthquake faults include the San Andreas Fault that runs throughout the County, the Palos Verdes fault that runs along the coast and through a small portion of the County, and other smaller faults including the Lower Elysian Park thrust, the Upper Elysian Park fault and Puente Hills blind thrust system. Furthermore, California has experienced severe drought conditions in recent years, but has also recently experienced periods of extreme precipitation. These and other extreme weather events are all effects of climate change. As greenhouse gas emissions continue to accumulate, climate change may intensify and increase the frequency of such extreme weather events. The District cannot predict the timing, extent, or severity of any potential natural or manmade disaster and its impact on property values in the District.

2025 Wildfires. In January 2025, multiple fires broke out across areas of Los Angeles County burning thousands of acres and damaging or destroying thousands of structures. The three largest of said fires were the Hughes Fire, Eaton Fire, and Palisades Fires. The Hughes Fire burned approximately 10,400 acres, although no information is available on the number of structures that have been damaged or destroyed. The Eaton Fire burned approximately 14,000 acres and damaged or destroyed at least 11,000 structures. The Palisades Fire burned approximately 23,500 acres and damaged or destroyed at least 7,000 structures. Properties damaged or destroyed in the Palisades Fire are included within the boundaries of the District and represent a small percentage of the assessed value in the District. As a result of the fires, schools in the District were closed for 3 days and approximately 2,400 students were displaced.

Three school campuses within District boundaries, Marquez Elementary School, Palisades Elementary School, and Palisades High School/Palisades Charter High School (Palisades Charter High School is a Fiscally Independent Charter School), were significantly damaged by the fires. The Palisades Elementary School site remains closed, however, Marquez Elementary School has returned to its campus (in temporary facilities) as of September, 2025 and the Palisades Charter High School has returned to its campus (in permanent and temporary facilities) as of February, 2026. The District expects to rebuild its damaged campuses, however, no assurances can be given that the District will rebuild any or all of its damaged facilities. The District is unable at this time to quantify the overall loss as a result of the fires

The County Assessor's Office allows for the reassessment of properties that are damaged or destroyed as a result of misfortune or calamity, which includes wildfires. Property owners may submit an application for the reassessment of the property within 12 months of the damage or destruction. Any such reassessment is retroactive to the date of damage or destruction. The District is unable at this time to quantify the loss in assessed value as a result of any such reassessment. The District also can not quantify the actual decrease in assessed value in the area impacted by the Palisades fire within the District, however, the total assessed value of property within the District for fiscal year 2025-26 increased by 3.62% over the assessed value within the District for fiscal year 2024-25.

Additionally on January 16, 2025, the California Governor issued Executive Order 10-25 that (i) suspends until April 10, 2026, certain state tax laws that impose penalties, costs, and interest for late payment of property taxes due in calendar year 2025, and (ii) suspends certain additional state tax laws requiring the filing of various property tax statements. The orders apply to properties located in 9 zip codes that are included in the boundaries of the District. Additional executive orders have been issued to allow for a quicker redevelopment in fire-damaged areas. The District cannot predict the effect any executive orders will have on the timely collection of property taxes.

Prospective purchasers of the Bonds should be aware that, notwithstanding any decrease in assessed valuation for any fiscal year, the County is required to levy taxes to pay debt service on the Bonds without limitation as to rate or amount (except for certain personal property which is taxable at limited rates). The consequence of any decrease in assessed valuation is a corresponding increase in the tax rate on taxable property so that sufficient tax revenues may be collected from taxpayers to pay debt service on the Bonds in full when due. Increases in tax rates, however, may impact the ability or willingness of taxpayers to pay their property taxes. See "– Tax Rates, Levies and Collections."

Appeals of Assessed Valuation; Blanket Reductions of Assessed Values. There are two basic types of property tax assessment appeals provided for under State law. The first type of appeal, commonly referred to as a base year assessment appeal, involves a dispute on the valuation assigned by the assessor immediately subsequent to an instance of a change in ownership or completion of new construction. If the base year value assigned by the assessor is reduced, the valuation of the property cannot increase in subsequent years more than 2% annually unless and until another change in ownership and/or additional new construction or reconstruction activity occurs. Any base year appeal must be made within four years of the change of ownership or new construction date.

The second type of appeal, commonly referred to as a Proposition 8 appeal, can result if factors occur causing a decline in the market value of the property to a level below the property's then current taxable value (escalated base year value). Pursuant to State law, a property owner may apply for a Proposition 8 reduction of the property tax assessment for such owner's property by filing a written application with the appropriate county board of equalization or assessment appeals board. A property owner desiring a Proposition 8 reduction of the assessed value of such owner's property in any one year must submit an application to the county assessment appeals board (the "Appeals Board"). Following a review of the application by the county assessor's office, the county assessor may offer to the property owner the opportunity to stipulate to a reduced assessment, or may confirm the assessment. If no stipulation is agreed to, and the applicant elects to pursue the appeal, the matter is brought before the Appeals Board (or, in some cases, a hearing examiner) for a hearing and decision. The Appeals Board generally is required to determine the outcome of appeals within two years of each appeal's filing date. Any reduction in the assessment ultimately granted applies only to the year for which application is made and during which the written application is filed. The assessed value increases to its pre-reduction level (such pre-reduction level escalated by the annual inflation rate of no more than 2%) following the year for which the reduction application is filed. The county assessor, however, has the power to grant a reduction not only for the year for which application was originally made, but also for the then current year and any intervening years as well. In practice, such a reduced assessment may and often does remain in effect beyond the year in which it is granted.

In addition, Article XIIIA of the State Constitution provides that the full cash value base of real property used in determining taxable value may be adjusted from year to year to reflect the inflationary rate, not to exceed a 2% increase for any given year, or may be reduced to reflect a reduction in the consumer price index or comparable local data. This measure is computed on a calendar year basis. According to representatives of the County Assessor's office, the County has in the past, pursuant to Article XIIIA of the State Constitution, ordered blanket reductions of assessed property values and corresponding property tax

bills on single family residential properties when the value of the property has declined below the current assessed value as calculated by the County.

No assurance can be given that property tax appeals and/or blanket reductions of assessed property values will not significantly reduce the assessed valuation of property within the District in the future.

Assessed Valuation by Jurisdiction. The following Table 4 describes the percentage and value of the total assessed value of the property within the District's boundaries that resides in the various cities and unincorporated portions of the County, as well as the assessed value of property within the District relative to the County's assessed value, for fiscal year 2025-26.

TABLE 4
LOS ANGELES UNIFIED SCHOOL DISTRICT
Fiscal Year 2025-26 Assessed Valuation by Jurisdiction

Jurisdiction:	Assessed Valuation in District	% of District	Assessed Valuation of Jurisdiction	% of Jurisdiction in District
City of Bell	$ 2,027,519,981	0.20%	$2,495,523,227	81.25%
City of Bell Gardens	138,661,182	0.01	2,652,618,458	5.23
City of Beverly Hills	215,024,168	0.02	48,591,012,301	0.44
City of Calabasas	780,575	0.00	11,174,973,786	0.01
City of Carson	20,199,472,956	2.00	22,572,444,076	89.49
City of Commerce	551,976,240	0.05	7,821,222,765	7.06
City of Cudahy	1,181,373,381	0.12	1,181,622,470	99.98
City of Culver City	64,293,966	0.01	18,343,839,767	0.35
City of Downey	702	0.00	16,373,855,986	0.00
City of Gardena	9,571,051,710	0.95	9,571,051,710	100.00
City of Hawthorne	956,356,540	0.09	11,916,522,467	8.03
City of Huntington Park	4,183,148,370	0.41	4,183,148,370	100.00
City of Inglewood	48,750,318	0.00	20,058,421,363	0.24
City of Lomita	3,403,537,038	0.34	3,403,537,038	100.00
City of Long Beach	533,622,186	0.05	82,188,304,804	0.65
City of Los Angeles	886,970,335,568	87.98	887,463,129,803	99.94
City of Lynwood	72,039,205	0.01	5,116,585,397	1.41
City of Maywood	1,465,129,061	0.15	1,465,129,061	100.00
City of Montebello	13,642,317	0.00	8,996,865,929	0.15
City of Monterey Park	349,346,424	0.03	10,644,070,366	3.28
City of Rancho Palos Verdes	1,737,426,827	0.17	17,710,051,517	9.81
City of Rolling Hills Estates	35,882,170	0.00	5,020,878,288	0.71
City of San Fernando	2,888,642,658	0.29	2,888,642,658	100.00
City of Santa Clarita	55,616	0.00	48,517,856,364	0.00
City of Santa Monica	1,154,685	0.00	52,930,503,283	0.00
City of South Gate	6,829,864,431	0.68	8,376,844,097	81.53
City of Torrance	58,105,935	0.01	42,079,747,332	0.14
City of Vernon	8,514,757,391	0.84	8,514,757,391	100.00
City of West Hollywood	18,672,152,745	1.85	18,672,152,745	100.00
Unincorporated Los Angeles County	37,445,023,732	3.71	149,571,930,505	25.03
Total District	$1,008,129,128,078	100.00%		
Los Angeles County	$1,008,129,128,078	100.00%	$2,183,758,873,676	46.16%

Source: California Municipal Statistics, Inc.

Assessed Valuation by Land Use. The following Table 5 sets forth the assessed valuation by land use of property within the District in fiscal year 2025-26.

TABLE 5
LOS ANGELES UNIFIED SCHOOL DISTRICT
Local Secured Assessed Valuation and Parcels by Land Use
Fiscal Year 2025-26

Non-Residential:	2025-26 Assessed Valuation[1]	% of Total	No. of Parcels	% of Total
Commercial/Office Building	$162,082,930,007	16.63%	51,227	5.28%
Industrial	102,708,446,333	10.54	24,824	2.56
Recreational	2,807,568,351	0.29	1,372	0.14
Government/Social/Institutional	4,835,495,557	0.50	5,017	0.52
Miscellaneous	504,337,939	0.05	954	0.10
Subtotal Non-Residential	$272,938,778,187	28.00%	83,394	8.60%
Residential:				
Single Family Residence	$444,378,844,374	45.59%	579,952	59.78%
Condominium/Townhouse	88,524,548,418	9.08	139,025	14.33
Mobile Home Related	549,835,525	0.06	117	0.01
2-4 Residential Units	56,901,686,076	5.84	96,530	9.95
5+ Residential Units/Apartments	105,304,012,059	10.80	42,337	4.36
Miscellaneous Residential	76,084,837	0.01	97	0.01
Subtotal Residential	$695,735,011,289	71.37%	858,058	88.44%
Vacant Parcels	$6,089,729,217	0.62%	28,725	2.96%
Total	$974,763,518,693	100.00%	970,177	100.00%

[1] Local Secured Assessed Valuation, excluding tax-exempt property.
Source: California Municipal Statistics, Inc.

Assessed Valuation of Single-Family Homes. The following Table 6 sets forth the distribution of single-family homes within the District within various assessed valuation ranges in fiscal year 2025-26.

TABLE 6
LOS ANGELES UNIFIED SCHOOL DISTRICT
Assessed Valuations of Single Family Homes
Fiscal Year 2025-26

No. of Single Family Residential Parcels	2025-26 Assessed Valuation	Average Assessed Valuation	Median Assessed Valuation
579,952	$444,378,844,374	$766,234	$491,953

2025-26 Assessed Valuation	No. of Parcels [1]	% of Total	Cumulative % of Total	Total Valuation	% of Total	Cumulative % of Total
$0 - $99,999	39,914	6.882%	6.882%	$ 2,594,176,152	0.584%	0.584%
$100,000 - $199,999	56,358	9.718	16.600	8,613,795,074	1.938	2.522
$200,000 - $299,999	77,048	13.285	29.885	19,274,234,222	4.337	6.860
$300,000 - $399,999	65,247	11.250	41.136	22,725,544,179	5.114	11.974
$400,000 - $499,999	55,661	9.598	50.733	24,989,007,476	5.623	17.597
$500,000 - $599,999	49,149	8.475	59.208	26,982,919,133	6.072	23.669
$600,000 - $699,999	42,758	7.373	66.581	27,742,600,743	6.243	29.912
$700,000 - $799,999	35,969	6.202	72.783	26,917,891,257	6.057	35.969
$800,000 - $899,999	28,346	4.888	77.670	24,026,700,776	5.407	41.376
$900,000 - $999,999	21,145	3.646	81.316	20,023,618,329	4.506	45.882
$1,000,000 - $1,099,999	15,015	2.589	83.905	15,714,384,184	3.536	49.418
$1,100,000 - $1,199,999	11,161	1.924	85.830	12,812,568,247	2.883	52.302
$1,200,000 - $1,299,999	9,164	1.580	87.410	11,440,445,682	2.574	54.876
$1,300,000 - $1,399,999	7,925	1.366	88.776	10,685,830,588	2.405	57.281
$1,400,000 - $1,499,999	6,934	1.196	89.972	10,034,131,395	2.258	59.539
$1,500,000 - $1,599,999	5,976	1.030	91.002	9,253,963,222	2.082	61.621
$1,600,000 - $1,699,999	5,125	0.884	91.886	8,450,972,207	1.902	63.523
$1,700,000 - $1,799,999	4,427	0.763	92.649	7,739,655,716	1.742	65.265
$1,800,000 - $1,899,999	4,031	0.695	93.344	7,452,541,596	1.677	66.942
$1,900,000 - $1,999,999	3,425	0.591	93.935	6,673,653,045	1.502	68.444
$2,000,000 - $2,099,999	3,118	0.538	94.473	6,383,753,197	1.437	69.880
$2,100,000 - $2,199,999	2,662	0.459	94.932	5,721,384,974	1.288	71.168
$2,200,000 - $2,299,999	2,244	0.387	95.319	5,049,124,131	1.136	72.304
$2,300,000 - $2,399,999	2,076	0.358	95.677	4,880,208,948	1.098	73.402
$2,400,000 - $2,499,999	1,825	0.315	95.991	4,471,742,992	1.006	74.408
$2,500,000 - $2,599,999	1,667	0.287	96.279	4,249,956,047	0.956	75.365
$2,600,000 - $2,699,999	1,464	0.252	96.531	3,876,218,257	0.872	76.237
$2,700,000 - $2,799,999	1,410	0.243	96.774	3,873,013,130	0.872	77.109
$2,800,000 - $2,899,999	1,249	0.215	96.990	3,556,615,263	0.800	77.909
$2,900,000 - $2,999,999	1,143	0.197	97.187	3,367,737,019	0.758	78.667
$3,000,000 and greater	16,316	2.813	100.000	94,800,457,193	21.333	100.000
	579,952	100.000%		$444,378,844,374	100.000%	

[1] Improved single-family residential parcels. Excludes condominiums and parcels with multiple family units.
Source: *California Municipal Statistics, Inc.*

Largest Secured Taxpayers in the District. The following Table 7 sets forth the twenty taxpayers with the greatest combined ownership of secured taxable property in the District on the fiscal year 2025-26 tax roll, and the secured assessed valuation of all property owned by those taxpayers in all taxing jurisdictions within the District.

TABLE 7
LOS ANGELES UNIFIED SCHOOL DISTRICT
Largest Local Secured Taxpayers[(1)]
Fiscal Year 2025-26

	Property Owner	Primary Land Use	2025-26 Assessed Valuation	% of Total[(2)]
1.	Universal Studios LLC	Movie Studio	$ 3,385,828,097	0.35%
2.	Rexford Industrial Realty LP	Industrial	2,808,271,858	0.29
3.	Douglas Emmett LLC	Office Building	2,280,131,960	0.23
4.	Essex Portfolio LP	Apartments	1,587,563,795	0.16
5.	CP Propco LLC	Residential/Hotel	1,415,994,582	0.15
6.	Century City Mall LLC	Shopping Center/Mall	1,181,083,911	0.12
7.	Next Century Partners LLC	Residential/Hotel	1,174,197,079	0.12
8.	FSP South Flower Street	Office Building	1,044,264,195	0.11
9.	CJDB LLC	Shopping Center/Mall	1,006,077,390	0.10
10.	Rochelle H. Sterling	Apartments	934,767,887	0.10
11.	Hanjin International Corp.	Hotel	911,137,124	0.09
12.	Anheuser Busch Commercial	Industrial	872,547,109	0.09
13.	One Hundred Towers LLC	Office Building	744,644,130	0.08
14.	Trizec 333 LA LLC	Office Building	729,339,835	0.07
15.	Maguire Partners 355 S. Grand LLC	Office Building	682,082,790	0.07
16.	BRE HH Property Owner LLC	Office Building	663,300,209	0.07
17.	Tishman Speyer Archstone Smith	Apartments	647,093,291	0.07
18.	Olympic and Georgia Partners LLC	Hotel	646,576,019	0.07
19.	LA Live Properties LLC	Commercial	607,845,657	0.06
20.	Alkmena Magnvs Lap LLC	Office Building	583,333,400	0.06
			$23,906,080,318	2.45

(1) Excludes taxpayers with values derived from mineral rights or a possessory interest. Historically, among the top 10 taxpayers within the District are landowners with primary land use of oil and gas production, including Marathon Petroleum Corporation, Phillips 66 Company and Valero Energy Corporation, which are not reflected in the table above.
(2) 2025-26 Local Secured Assessed Valuation: $974,763,518,693 (which excludes utility property).
Source: California Municipal Statistics, Inc.

The more property (by assessed value) owned by a single taxpayer, the more tax collections are exposed to weakness, if any, in such taxpayer's financial situation and ability or willingness to pay property taxes in a timely manner. Furthermore, assessments may be appealed by taxpayers seeking a reduction as a result of economic and other factors beyond the District's control.

Tax Rates, Levies and Collections

General. Taxes are levied for each fiscal year on taxable real and personal property as of the preceding January 1. Real property that changes ownership or is newly constructed is revalued at the time the change occurs or the construction is completed. The current year property tax rate is applied to the reassessed value, and the taxes are then adjusted by a proration factor that reflects the portion of the remaining tax year for which taxes are due. The annual tax rate is based on the amount necessary to pay all obligations payable from *ad valorem* property taxes and the assessed value of taxable property in a given year. Economic and other factors beyond the District's control, such as a general market decline in land

values, reclassification of property to a class exempt from taxation, whether by ownership or use (such as exemptions for property owned by State and local agencies and property used for qualified educational, hospital, charitable or religious purposes), pandemic, or the complete or partial destruction of taxable property caused by natural or manmade disaster such as earthquake, drought, flood, fire, toxic dumping, etc., could cause a reduction in the assessed value of taxable property within the District and necessitate a corresponding increase in the annual tax rate to be levied to pay the principal of and interest on the District's outstanding general obligation bonds.

For assessment and collection purposes, property is classified as either "secured" or "unsecured" and is listed accordingly on separate parts of the assessment roll. The "secured roll" is that part of the assessment roll containing property (real or personal) the taxes on which are a lien sufficient, in the opinion of the County Assessor, to secure payment of the taxes. Other property is listed on the "unsecured roll."

Property taxes on the secured roll are due in two installments, on November 1 and February 1 of each fiscal year, and become delinquent on December 10 and April 10, respectively. A penalty of 10% attaches immediately to all delinquent payments. Properties on the secured roll with respect to which taxes are delinquent become tax defaulted on or about June 30 of the fiscal year. Such property may thereafter be redeemed by payment of a penalty of 1.5% per month to the time of redemption, plus costs and a redemption fee. If taxes are unpaid for a period of five years or more, the property is deeded to the State and then may be sold at public auction by the County Treasurer.

Property taxes on the unsecured roll are due in one payment on the January 1 lien date and become delinquent after August 31. A 10% penalty attaches to delinquent unsecured taxes. If unsecured taxes are unpaid at 5 p.m. on October 31, an additional penalty of 1.5% attaches to them on the first day of each month until paid. The County has four ways of collecting delinquent unsecured personal property taxes: (i) a civil action against the taxpayer; (ii) filing a judgment in the office of the County Clerk specifying certain facts in order to obtain a lien on certain property of the taxpayer; (iii) filing a certificate of delinquency for record in the County Recorder's office in order to obtain a lien on certain property of the taxpayer; and (iv) seizure and sale of personal property, improvements or possessory interests belonging or assessed to the assessee.

Proposition 13 and its implementing legislation impose the function of property tax allocation on counties in the State and prescribe how levies on countywide property values are to be shared with local taxing entities within each county. The limitations in Proposition 13, however, do not apply to *ad valorem* property taxes or special assessments to pay the interest and redemption charges on indebtedness, like the District's general obligation bonds, approved by the voters.

The County levies a 1% *ad valorem* property tax on behalf of all taxing agencies in the County. The taxes collected are allocated on the basis of a formula established by State law enacted in 1979. Under this formula, the County and all other taxing entities receive a base year allocation plus an allocation on the basis of "situs" growth in assessed value (new construction, change of ownership, inflation) prorated among the jurisdictions that serve the tax rate areas within which the growth occurs. Tax rate areas are specifically defined geographic areas, which were developed to permit the levying of taxes for less than county-wide or less than city-wide special and school districts. In addition, the County levies and collects additional approved property taxes and assessments on behalf of any taxing agency within the County.

State Government Code Sections 29100 through 29107 provide the procedures that all counties must follow for calculating tax rates. The secured tax levy within the District consists of the District's share of the 1% general *ad valorem* property and unitary taxes assessed on a County-wide basis and amounts levied that are in excess of the 1% general *ad valorem* property taxes. These tax receipts are part of the District's operations. In addition, the secured tax levy also includes the amount for the District's share of

special voter-approved *ad valorem* property taxes assessed on a District-wide basis, such as the *ad valorem* property taxes assessed for the District's general obligation bonds issued pursuant to the Authorizations and any related general obligation refunding bonds. *Ad valorem* property taxes levied for general obligation bonds are deposited with the County and may only be applied to pay the principal of, redemption premium, if any, and interest on the District's general obligation bonds and general obligation refunding bonds. The District does not receive such funds nor are they available to pay any of the District's operating expenses. In addition, the total secured tax levy includes special assessments, improvement bonds, supplemental taxes or other charges which have been assessed on property within the District. Since State law allows homeowners' exemptions (described above) and certain business exemptions from *ad valorem* property taxation, such exemptions are not included in the total secured tax levy. See also "– California Constitutional and Statutory Provisions Relating to *Ad Valorem* Property Taxes" above.

Further, State Education Code Section 15251 provides that all taxes levied with respect to general obligation bonds when collected will be paid into the county treasury of the county whose superintendent of schools has jurisdiction over the school district on behalf of which the tax was levied, to the credit of the debt service fund (or interest and sinking fund) of the school district, and will be used for the payment of the principal of and interest on the general obligation bonds and general obligation refunding bonds of the school district and for no other purpose. Accordingly, the County may not borrow or spend such amounts nor can the District receive such funds and use them for operating purposes.

Typical Tax Rate Area. The following Table 8 shows *ad valorem* property tax rates for the last six fiscal years in a typical Tax Rate Area of the District (TRA 0067). TRA 0067 comprises approximately 30.03% of the total fiscal year 2025-26 assessed value of the District.

TABLE 8
LOS ANGELES UNIFIED SCHOOL DISTRICT
Typical Tax Rates per $100 of Assessed Valuation (TRA 0067)
Fiscal Years 2020-21 through 2025-26

	2020-21	2021-22	2022-23	2023-24	2024-25	2025-26[3]
General	1.000000%	1.000000%	1.000000%	1.000000%	1.000000%	1.000000%
Los Angeles Unified School District[1]	0.139929	0.113228	0.121072	0.124219	0.128018	0.119605
Los Angeles Community College District[1]	0.040162	0.043759	0.024882	0.060231	0.051361	0.048543
City of Los Angeles[1]	0.016538	0.014721	0.016066	0.011448	0.013312	0.012232
Metropolitan Water District[2]	0.003500	0.003500	0.003500	0.003500	0.007000	0.007000
Total	1.200129%	1.175208%	1.165520%	1.199398%	1.199691%	1.187380%

(1) Tax rate relates to bonds authorized by voters subsequent to the approval of Proposition 13.
(2) Tax rate relates to bonds authorized by voters pursuant to a special election held in 1966 (prior to the approval of Proposition 13) in the service area of the Metropolitan Water District of Southern California.
(3) The 2025-26 assessed valuation of TRA 67 is $302,774,283,726 which is 30.03% of the District's total assessed valuation.
Source: California Municipal Statistics, Inc.

Secured Tax Charges and Delinquencies. The following Table 9A sets forth the real property tax charges and corresponding delinquencies for the District's general obligation bond debt service levy, with respect to the property located in the District, for fiscal years 2014-15 through 2024-25. For reference and as an indication of comparative delinquency rates, Table 9B sets forth the real property tax charges and corresponding delinquencies for the portion of the County's 1% general fund levy that is allocated to the District, with respect to property located in the District for fiscal years 2014-15 through 2024-25. The portion of the County's 1% general fund levy that is allocated to the District is not pledged to and does not secure the repayment of the Bonds.

TABLE 9
LOS ANGELES UNIFIED SCHOOL DISTRICT
Secured Tax Charges and Delinquencies
Fiscal Years 2014-15 through 2024-25

9A. District General Obligation Bond Debt Service Levy

Fiscal Year	Secured Tax Charge[1]	Amount Delinquent June 30	Percentage Delinquent June 30
2014-15	$752,855,468.94	$13,128,310.26	1.74%
2015-16	711,852,286.31	10,350,374.48	1.45
2016-17	762,676,169.42	10,152,397.66	1.33
2017-18	765,484,783.08	11,238,395.43	1.47
2018-19	826,147,438.29	13,737,180.29	1.66
2019-20	903,922,222.21	25,782,448.86	2.85
2020-21	1,072,754,468.10	22,715,092.01	2.12
2021-22	904,728,597.58	16,272,122.21	1.80
2022-23	1,033,041,998.26	20,269,504.57	1.96
2023-24	1,127,005,255.56	23,986,400.38	2.13
2024-25	1,215,256,389.52	38,061,628.68	3.13

9B. 1% General Fund Apportionment Levy

Fiscal Year	Secured Tax Charge[2]	Amount Delinquent June 30	Percentage Delinquent June 30
2014-15	$1,005,565,868.63	$14,501,753.32	1.44%
2015-16	1,078,286,485.58	15,318,415.41	1.42
2016-17	1,142,718,955.32	13,595,654.87	1.19
2017-18	1,222,916,327.88	15,217,873.23	1.24
2018-19	1,311,715,583.78	17,950,532.81	1.37
2019-20	1,405,968,051.67	31,757,910.59	2.26
2020-21	1,499,191,370.12	25,590,654.61	1.71
2021-22	1,556,962,602.77	24,377,000.99	1.57
2022-23	1,665,617,645.15	26,045,738.38	1.56
2023-24	1,771,389,883.84	31,149,850.08	1.76
2024-25	1,858,742,488.20	46,619,781.61	2.51

(1) District's general obligation bond debt service levy.
(2) 1% General Fund apportionment. Excludes redevelopment agency impounds.
Source: California Municipal Statistics, Inc.

Property tax delinquencies may be impacted by economic and other factors beyond the District's control, including the ability or willingness of property owners to pay property taxes during an economic recession or depression. An economic recession or depression could be caused by many factors outside the control of the District, including reduced consumer confidence, reduced real wages or reduced economic activity as a result of a pandemic or natural or manmade disaster, such as earthquake, drought, flood, fire,

or toxic dumping. It is not possible for the District to make any representation regarding the extent to which an economic recession or depression could impact the ability or willingness of property owners within the District to pay property taxes in the future. If delinquencies increase substantially as a result of events outside the control of the District, the County does have the authority to increase allowances for annual reserves in the tax levy to avoid fluctuating tax levies.

The County Does Not Participate in a Teeter Plan. Certain counties in the State operate under a statutory program entitled Alternate Method of Distribution of Tax Levies and Collections and of Tax Sale Proceeds (the "Teeter Plan"). Under the Teeter Plan local taxing entities receive 100% of their tax levies net of delinquencies, but do not receive interest or penalties on delinquent taxes collected by the county. The County has not adopted the Teeter Plan, and consequently the Teeter Plan is not available to local taxing entities within the County, such as the District. The District's receipt of property taxes is therefore subject to delinquencies.

The District Participates in CSDTFA. The District is a member of the California Statewide Delinquent Tax Finance Authority ("CSDTFA"). CSDTFA is a joint exercise of powers agency formed for the purpose of purchasing delinquent *ad valorem* property taxes of its members in accordance with Section 6516.6 of the Government Code of the State of California. Historically, CSDTFA has from time to time purchased delinquent *ad valorem* property tax receivables related to the District's share of the 1% general *ad valorem* property tax levy (not the additional *ad valorem* property tax levy for debt service on the District's general obligation bonds) from the District. The District, however, cannot predict whether CSDTFA will continue to make such purchases in the future. CSDTFA purchased the District's delinquent *ad valorem* property tax receivables related to the 1% general *ad valorem* property tax levy attributable to fiscal year 2024-25 from the District at a purchase price equal to 108% of such receivables and is expected to purchase the District's delinquent *ad valorem* property tax receivables related to the 1% general *ad valorem* property tax levy attributable to fiscal year 2025-26 from the District at a substantially similar purchase price. Any penalty charges collected with respect to such delinquencies will be retained by CSDTFA.

Debt Service

Debt service on the Bonds, assuming no early redemptions, is as shown in the following Table 10.

TABLE 10
LOS ANGELES UNIFIED SCHOOL DISTRICT
(County of Los Angeles, California)
General Obligation Bonds, Series QRRUS (2026)
(Dedicated Unlimited *Ad Valorem* Property Tax Bonds)

Annual Debt Service Schedule for the Bonds

Year Ending July 1	Principal	Interest	Total Debt Service
2027[1]			
2028			
2029			
2030			
2031			
2032			
2033			
2034			
2035			
2036			
2037			
2038			
2039			
2040			
2041			
2042			
2043			
2044			
2045			
2046			
2047			
2048			
2049			
2050			
Total			

[1] Includes the Federally Taxable Bonds maturing on _____1, 20__.
Source: Los Angeles Unified School District.

Aggregate Fiscal Year Debt Service

The following Table 11 sets forth the semi-annual debt service obligations in each fiscal year for all of the District's outstanding general obligation bonds, including the Bonds. For more information on the District's outstanding general obligation bonds, see APPENDIX A – "DISTRICT FINANCIAL INFORMATION AND REGIONAL ECONOMIC AND DEMOGRAPHIC INFORMATION – DISTRICT FINANCIAL INFORMATION – District Debt."

TABLE 11
LOS ANGELES UNIFIED SCHOOL DISTRICT
General Obligation Bonds, Semi-Annual Debt Service Schedule

		The Bonds[1]			
Semi-annual Period through	**Outstanding General Obligation Bonds[2]**	**Principal**	**Interest**	**Semi Annual Debt Service**	**Total**
January 1, 2027					
July 1, 2027					
January 1, 2028					
July 1, 2028					
January 1, 2029					
July 1, 2029					
January 1, 2030					
July 1, 2030					
January 1, 2031					
July 1, 2031					
January 1, 2032					
July 1, 2032					
January 1, 2033					
July 1, 2033					
January 1, 2034					
July 1, 2034					
January 1, 2035					
July 1, 2035					
January 1, 2036					
July 1, 2036					
January 1, 2037					
July 1, 2037					
January 1, 2038					
July 1, 2038					
January 1, 2039					
July 1, 2039					
January 1, 2040					
July 1, 2040					
January 1, 2041					
July 1, 2041					
January 1, 2042					
July 1, 2042					
January 1, 2043					
July 1, 2043					
January 1, 2044					
July 1, 2044					
January 1, 2045					
July 1, 2045					
January 1, 2046					
July 1, 2046					
January 1, 2047					
July 1, 2047					
January 1, 2048					
July 1, 2048					
January 1, 2049					
July 1, 2049					
January 1, 2050					
July 1, 2050					
Total[3]					

[1] The Bonds have principal maturing on _____1, 20[__] and July 1 in each of the years and in the amounts set forth on the inside front cover page hereof.
[2] Includes set-aside payments for Qualified School Construction Bonds. Excludes federal subsidies related to Qualified School Construction Bonds. See APPENDIX A – "DISTRICT FINANCIAL INFORMATION AND REGIONAL ECONOMIC AND DEMOGRAPHIC INFORMATION – DISTRICT FINANCIAL INFORMATION – District Debt – *Limitations on the Receipt of Federal Funds*."
[3] Totals may not equal the sum of the components due to rounding.
Source: Los Angeles Unified School District.

The District's General Obligation Bond Program and Bonding Capacity

Voters within the District have approved a total of $36.605 billion of general obligation bonds in seven separate bond elections since 1997. See "INTRODUCTION – The District's General Obligation Bond Program." See also APPENDIX A – "DISTRICT FINANCIAL INFORMATION AND REGIONAL ECONOMIC AND DEMOGRAPHIC INFORMATION – DISTRICT FINANCIAL INFORMATION – District Debt" for additional information regarding the District's outstanding general obligation bonds. Pursuant to Section 15106 of the Education Code, the District's bonding capacity for general obligation bonds may not exceed 2.5% of taxable property value in the District as shown by the last equalized assessment of the County. The taxable property valuation in the District for fiscal year 2025-26 is $1.01 trillion, which results in a total current bonding capacity of approximately $25.20 billion. The District's available capacity for the issuance of new general obligation bonds is approximately $14.62 billion (taking into account current outstanding debt before the issuance of the Bonds). The issuance of additional series of general obligation bonds, other than general obligation refunding bonds, in future fiscal years will depend upon, among other things, the assessed valuation of property within the District's boundaries, as determined by the District's analysis of information from, among other sources, the Office of the County Assessor. See "– California Constitutional and Statutory Provisions Relating to *Ad Valorem* Property Taxes" above and APPENDIX A – "DISTRICT FINANCIAL INFORMATION AND REGIONAL ECONOMIC AND DEMOGRAPHIC INFORMATION – DISTRICT FINANCIAL INFORMATION – Future Financings – *General Obligation Bonds*."

Overlapping Debt Obligations

Set forth in Table 12 on the following page is the report prepared by California Municipal Statistics Inc., which provides information with respect to direct and overlapping debt within the District as of January 1, 2026 (the "Overlapping Debt Report"). The Overlapping Debt Report is included for general information purposes only. The District has not reviewed the Overlapping Debt Report for completeness or accuracy and makes no representations in connection therewith. The Overlapping Debt Report generally includes long-term obligations sold in the public credit markets by public agencies whose boundaries overlap the boundaries of the District. Such long-term obligations generally are not payable from revenues of the District (except as indicated) nor are they necessarily obligations secured by land within the District. In many cases, long-term obligations issued by a public agency are payable only from the general fund or other revenues of such public agency.

The first column in Table 12 names each public agency which has outstanding debt as of the date of the report and whose territory overlaps the District in whole or in part. Column 2 shows the percentage of each overlapping agency's assessed value located within the boundaries of the District. This percentage, multiplied by the total outstanding debt of each overlapping agency (which is not shown in Table 12) produces the amount shown in column 3, which is the apportionment of each overlapping agency's outstanding debt to taxable property in the District.

TABLE 12
LOS ANGELES UNIFIED SCHOOL DISTRICT
Schedule of Direct and Overlapping Bonded Debt
As of January 1, 2026

2025-26 Assessed Valuation: $1,008,129,128,078

DIRECT AND OVERLAPPING TAX AND ASSESSMENT DEBT:	% Applicable	Debt 1/1/26
Metropolitan Water District	23.529%	$ 4,036,400
Los Angeles Community College District	81.827	3,848,937,513
Pasadena Area Community College District	0.001	1,238
Los Angeles Unified School District	**100.000**	**10,581,455,000**(1)
City of Los Angeles	99.944	949,542,958
Other Cities	Various	15,972,964
City Community Facilities Districts	100.000	52,085,000
Other City and Special District 1915 Act Bonds	0.003 -100.	16,574,294
TOTAL GROSS DIRECT AND OVERLAPPING TAX AND ASSESSMENT DEBT		$15,468,605,367
Less: **Los Angeles Unified School District General Obligation Bonds, Election of 2005, Series J (2010) Qualified School Construction Bonds: Amount accumulated in Interest and Sinking Fund and Set Asides for Repayment**		**229,565,000**
TOTAL NET DIRECT AND OVERLAPPING TAX AND ASSESSMENT DEBT		$15,239,040,367
DIRECT AND OVERLAPPING GENERAL FUND DEBT:		
Los Angeles County General Fund Obligations	46.165%	$1,737,211,585
Los Angeles County Superintendent of Schools Certificates of Participation	46.165	842,112
Pasadena Area Community College District Certificates of Participation	0.001	279
Los Angeles Unified School District Certificates of Participation	**100.000**	**206,200,000**
Los Angeles Unified School District Judgment Obligations	**100.000**	**323,825,185**
City of Los Angeles General Fund Obligations	99.944	2,071,886,945
Other City General Fund and Pension Obligation Bonds	Various	523,932,786
TOTAL GROSS DIRECT AND OVERLAPPING GENERAL FUND DEBT		$4,863,898,892
Less: City supported obligations		197,458
TOTAL NET DIRECT AND OVERLAPPING GENERAL FUND DEBT		$4,863,701,434
OVERLAPPING TAX INCREMENT DEBT:		
City of Los Angeles Redevelopment Agency (Successor Agency)	100.000%	$192,350,000
Other Redevelopment Agencies (Successor Agency)	Various	139,591,865
TOTAL OVERLAPPING TAX INCREMENT DEBT		$331,941,865
GROSS COMBINED TOTAL DEBT		$20,664,446,124(2)
NET COMBINED TOTAL DEBT		$20,434,683,666

Ratios to 2025-26 Assessed Valuation:

Direct Debt ($10,581,455,000)..... 1.05%

Net Direct Debt ($10,351,890,000)..... 1.03%

Total Gross Overlapping Tax and Assessment Debt..... 1.53%
Total Net Overlapping Tax and Assessment Debt..... 1.51%
Gross Combined Direct Debt ($11,111,480,185)..... 1.10%

Net Combined Direct Debt ($10,881,915,185)..... 1.08%
Gross Combined Total Debt..... 2.05%
Net Combined Total Debt 2.03%

Ratios to Redevelopment Incremental Valuation ($102,205,094,375)
Total Overlapping Tax Increment Debt..... 0.32%

(1) Does not include the Bonds.
(2) Excludes tax and revenue anticipation notes, enterprise revenue, mortgage revenue and non-bonded capital lease obligations.
Source: California Municipal Statistics, Inc.

TAX MATTERS

The delivery of the Tax-Exempt Bonds is subject to delivery of the opinion of Bond Counsel, to the effect that interest on the Tax-Exempt Bonds for federal income tax purposes under existing statutes, regulations, published rulings, and court decisions (1) will be excludable from the gross income, as defined in section 61 of the Internal Revenue Code of 1986, as amended to the date of initial delivery of the Bonds (the "Code"), of the owners thereof pursuant to section 103 of the Code, (2) will not be included in computing alternative minimum taxable income for purposes of the federal alternative minimum tax imposed on individuals, and (3) will be taken into account in determining adjusted financial statement income for the alternative minimum tax imposed on certain corporations. The delivery of the Bonds is also subject to the delivery of the opinion of Bond Counsel, based upon existing provisions of the laws of the State of California, that interest on the Bonds is exempt from personal income taxes of the State of California. The statutes, regulations, rulings, and court decisions on which such opinions will be based are subject to change. The form of Bond Counsel's anticipated opinion respecting the Bonds is included in APPENDIX D.

In rendering the foregoing opinions, Bond Counsel will rely upon the representations and certifications of the District made in a certificate (the "Tax Certificate") of even date with the initial delivery of the Bonds pertaining to the use, expenditure, and investment of the proceeds of the Tax-Exempt Bonds and will assume continuing compliance with the provisions of the Resolution by the District subsequent to the issuance of the Bonds. The Tax Certificate contains covenants by the District with respect to, among other matters, the use of the proceeds of the Tax-Exempt Bonds and the facilities and equipment financed therewith by persons other than state or local governmental units, the manner in which the proceeds of the Tax-Exempt Bonds are to be invested, if required, the calculation and payment to the United States Treasury of any "arbitrage profits" and the reporting of certain information to the United States Treasury. Failure to comply with any of these covenants could cause interest on the Tax-Exempt Bonds to be includable in the gross income of the owners thereof from the date of the issuance of the Bonds.

Except as described above, Bond Counsel will express no other opinion with respect to any other federal, State or local tax consequences under present law, or proposed legislation, resulting from the receipt or accrual of interest on, or the acquisition or disposition of, the Bonds. Prospective purchasers of the Tax-Exempt Bonds should be aware that the ownership of tax-exempt obligations such as the Tax-Exempt Bonds may result in collateral federal tax consequences to, among others, financial institutions, life insurance companies, property and casualty insurance companies, S corporations with subchapter C earnings and profits, certain foreign corporations doing business in the United States, individual recipients of Social Security or Railroad Retirement benefits, individuals otherwise qualifying for the earned income tax credit, owners of an interest in a financial asset securitization investment trust, and taxpayers who may be deemed to have incurred or continued indebtedness to purchase or carry, or who have paid or incurred certain expenses allocable to, tax-exempt obligations. Prospective purchasers should consult their own tax advisors as to the applicability of these consequences to their particular circumstances.

Bond Counsel's opinion is not a guarantee of a result, but represents its legal judgment based upon its review of existing statutes, regulations, published rulings and court decisions and the representations and covenants of the District described above. No ruling has been sought from the Internal Revenue Service ("IRS" or the "Service") or the State of California with respect to the matters addressed in the opinion of Bond Counsel, and Bond Counsel's opinion is not binding on the Service or the State of California. The Service has an ongoing program of auditing the tax status of the interest on municipal obligations. If an audit of the Tax-Exempt Bonds is commenced, under current procedures, the Service is likely to treat the District as the "taxpayer," and the Owners of the Tax-Exempt Bonds would have no right to participate in the audit process. In responding to or defending an audit of the tax-exempt status of the interest on the Tax-Exempt Bonds, the District may have different or conflicting interests from the owners of the respective Tax-Exempt Bonds. Public awareness of any future audit of the Tax-Exempt Bonds could adversely affect

the value and liquidity of the Tax-Exempt Bonds during the pendency of the audit, regardless of its ultimate outcome.

Tax Accounting Treatment of Discount and Premium on Certain of the Bonds

The initial public offering price of certain of the Tax-Exempt Bonds (the "Discount Bonds") may be less than the amount payable on such Tax-Exempt Bonds at maturity. An amount equal to the difference between the initial public offering price of a Discount Bond (assuming that a substantial amount of the Tax-Exempt Bonds of that maturity are sold to the public at such price) and the amount payable at maturity constitutes original issue discount to the initial purchaser of such Discount Bond. The tax rules requiring inclusion in income annually by the holder of a debt instrument having original issue discount of the daily portion of original issue discount for each day during a taxable year in which such holder held such debt instrument is inapplicable to the Tax-Exempt Bonds. A portion of such original issue discount, allocable to the holding period of such Discount Bond by the initial purchaser, will, upon the disposition of such Discount Bond (including by reason of its payment at maturity), be treated as interest excludable from gross income, rather than as taxable gain, and will be added to the holder's basis in the Discount Bond, for federal income tax purposes, on the same terms and conditions as those for other interest on the bonds described above under "TAX MATTERS." Such interest is considered to be accrued in accordance with the constant-yield-to-maturity method over the life of a Discount Bond taking into account the semiannual compounding of accrued interest at the yield to maturity on such Discount Bond, and generally will be allocated to an original purchaser in a different amount from the amount of the payment denominated as interest actually received by the original purchaser during the tax year.

However, such interest may be required to be taken into account in determining the amount of the branch profits tax applicable to certain foreign corporations doing business in the United States, even though there will not be a corresponding cash payment. In addition, the accrual of such interest may result in certain other collateral federal income tax consequences to, among others, financial institutions, life insurance companies, property and casualty insurance companies, S corporations with subchapter C earnings and profits, individual recipients of Social Security or Railroad Retirement benefits, individuals otherwise qualifying for the earned income tax credit, and taxpayers who may be deemed to have incurred or continued indebtedness to purchase or carry, or who have paid or incurred certain expenses allocable to, tax-exempt obligations. Moreover, in the event of the redemption, sale or other taxable disposition of a Discount Bond by the initial Owner prior to maturity, the amount realized by such Owner in excess of the basis of such Discount Bond in the hands of such Owner (adjusted upward by the portion of the original issue discount allocable to the period for which such Discount Bond was held) is includable in gross income.

Owners of Discount Bonds should consult with their own tax advisors with respect to the determination for federal income tax purposes of accrued interest upon disposition of Discount Bonds and with respect to the state and local tax consequences of owning Discount Bonds. It is possible that, under applicable provisions governing determination of state and local income taxes, accrued interest on Discount Bonds may be deemed to be received in the year of accrual even though there will not be a corresponding cash payment.

The initial offering price of certain Tax-Exempt Bonds (the "Premium Bonds"), may be greater than the amount payable on such bonds at maturity. An amount equal to the difference between the initial public offering price of a Premium Bond (assuming that a substantial amount of the Tax-Exempt Bonds of that maturity are sold to the public at such price) and the amount payable at maturity constitutes premium to the initial purchaser of such Premium Bonds. The basis for federal income tax purposes of a Premium Bond in the hands of such initial purchaser must be reduced each year by the amortizable bond premium, although no federal income tax deduction is allowed as a result of such reduction in basis for amortizable bond premium. Such reduction in basis will increase the amount of any gain (or decrease the amount of any loss) to be recognized for federal income tax purposes upon a sale or other taxable disposition of a

Premium Bond. The amount of premium which is amortizable each year by an initial purchaser is determined by using such purchaser's yield to maturity. Purchasers of the Premium Bonds should consult with their own tax advisors with respect to the determination of amortizable bond premium with respect to the Premium Bonds for federal income purposes and with respect to the state and local tax consequences of owning Premium Bonds.

Form of Bond Counsel Opinion. The form of the proposed opinion of Bond Counsel relating to the Bonds is attached to this Official Statement as APPENDIX D.

LEGAL MATTERS

Possible Limitations on Remedies; Bankruptcy

General. State law contains certain safeguards to protect the financial solvency of school districts. See APPENDIX A – "DISTRICT FINANCIAL INFORMATION AND REGIONAL ECONOMIC AND DEMOGRAPHIC INFORMATION – STATE FUNDING OF SCHOOL DISTRICTS." If the safeguards are not successful in preventing a school district from becoming insolvent, the State Superintendent of Public Instruction (the "State Superintendent"), operating through an administrator appointed by the State Superintendent, may be authorized under State law to file a petition under Chapter 9 of the United States Bankruptcy Code (the "Bankruptcy Code") on behalf of the school district for the adjustment of its debts, assuming that the school district meets certain other requirements contained in the Bankruptcy Code necessary for filing a petition under Chapter 9 of the Bankruptcy Code. School districts are not themselves authorized to file a bankruptcy proceeding, and they are not subject to involuntary bankruptcy.

Bankruptcy courts are courts of equity and as such have broad discretionary powers. If the District were to become the debtor in a proceeding under Chapter 9 of the Bankruptcy Code, then the "automatic stay" provisions of the Bankruptcy Code would prohibit the parties from taking any action to collect any amount from the District or the County (including *ad valorem* property tax revenues) or to enforce any obligation of the District or the County, without the bankruptcy court's permission. In such a proceeding, as part of its plan of adjustment in bankruptcy, the District may be able to alter the priority, interest rate, principal amount, payment terms, collateral, maturity dates, payment sources, covenants (including tax-related covenants), and other terms or provisions of the Bonds and other transaction documents related to the Bonds, as long as the bankruptcy court determines that the alterations are fair and equitable. In addition, in such a proceeding, as part of such a plan, the District may be able to eliminate the obligation of the County to raise taxes if necessary to pay the Bonds.

As stated above, if a school district were to go into bankruptcy, the bankruptcy petition would be filed under Chapter 9 of the Bankruptcy Code. Chapter 9 provides that it does not limit or impair the power of a state to control, by legislation or otherwise, a municipality of or in such state in the exercise of the political or governmental powers of such municipality, including expenditures for such exercise. For purposes of Chapter 9, a school district is a municipality. State law provides that the *ad valorem* property taxes levied to pay the principal and interest on the Bonds shall be used for the payment of principal and interest of the District's general obligation bonds and for no other purpose. If this restriction on the expenditure of such *ad valorem* property taxes is respected in a bankruptcy case, then the *ad valorem* property tax revenue could not be used by the District for any purpose other than to make payments on the Bonds. It is possible, however, that a bankruptcy court could conclude that the restriction should not be respected.

Statutory Lien. Pursuant to the California Government Code, all general obligation bonds issued by local agencies, including the Bonds, are secured by a statutory lien on all revenues received pursuant to the levy and collection of the tax and the lien automatically arises, without the need for any action or authorization by the local agency or its governing board, and is valid and binding from the time the bonds

are executed and delivered. See "SECURITY AND SOURCE OF PAYMENT FOR THE BONDS – Statutory Lien on Taxes (Senate Bill 222)." Although a statutory lien would not be automatically terminated by the filing of a Chapter 9 bankruptcy petition by the District, the automatic stay provisions of the Bankruptcy Code would apply, preventing bondholders from enforcing their rights to payment from such tax collections without permission of the bankruptcy court, and payments that become due and owing on the Bonds during the pendency of the Chapter 9 proceeding could be delayed.

Special Revenues. If the *ad valorem* property tax revenues that are pledged to the payment of the Bonds (see "SECURITY AND SOURCE OF PAYMENT FOR THE BONDS – Pledge of Tax Revenues") are determined to be "special revenues" within the meaning of the Bankruptcy Code, then, subject to the following discussion, the application in a manner consistent with the Bankruptcy Code of the pledged *ad valorem* property tax revenues that are collected after the date of the bankruptcy filing should not be subject to the automatic stay. "Special revenues" are defined to include, among others, taxes specifically levied to finance one or more projects or systems of the debtor, but excluding receipts from general property, sales, or income taxes levied to finance the general purposes of the debtor. State law prohibits the use of the tax proceeds for any purpose other than payment of the general obligation bonds and the bond proceeds can only be used to fund projects involving the construction, reconstruction, rehabilitation, or replacement of school facilities, including the furnishing and equipping of school facilities, or the acquisition or lease of real property for school facilities, included in the proposition. There is no binding judicial precedent, however, dealing with the treatment in bankruptcy proceedings of *ad valorem* property tax revenues collected for the payment of bonds in California, and no assurance can be given that a bankruptcy court will hold that the *ad valorem* property tax revenues are special revenues within the meaning of the Bankruptcy Code.

The Bankruptcy Code provides that there is no stay of application of pledged special revenues to payment of indebtedness secured by such revenues. The United States Court of Appeals for the First Circuit, in cases arising out of the insolvency proceedings of Puerto Rico, has held that this provision permits voluntary payments of debt service by the issuer of bonds backed by special revenues, but does not permit the bondholders to compel the issuer to make payments of debt service from special revenues. If this decision is followed by other courts, the holders of the Bonds may be prohibited from taking any action to require the District or the County to make payments on the Bonds, unless the bankruptcy court's permission is obtained. This could result in substantial delays in payments on the Bonds.

In addition, even if the *ad valorem* property tax revenues are determined to be "special revenues," the Bankruptcy Code provides that special revenues can be applied to necessary operating expenses of the project or system, before they are applied to other obligations. This rule applies regardless of the provisions of the transaction documents. Thus, a bankruptcy court could permit the District to use the *ad valorem* property tax revenues to pay necessary operating expenses of the District and its schools, before the remaining revenues are paid to the owners of the Bonds.

There continues to be litigation in the insolvency proceedings of Puerto Rico regarding the treatment of revenue bonds. The outcome of such litigation could affect the treatment of the Bonds should the District go into bankruptcy.

Possession of Tax Revenues; Remedies. If the District goes into bankruptcy and the District or the County has possession of tax revenues (whether collected before or after commencement of the bankruptcy), and if the District or the County, as applicable, does not voluntarily pay such tax revenues to the owners of the Bonds, it is not entirely clear what procedures the owners of the Bonds would have to follow to attempt to obtain possession of such tax revenues, how much time it would take for such procedures to be completed, or whether such procedures would ultimately be successful. A similar risk would exist if the County goes into bankruptcy and has possession of tax revenues (whether collected before or after commencement of the bankruptcy). The United States Court of Appeals for the First Circuit, in

another case arising out of the insolvency proceedings of Puerto Rico, has held that the Bankruptcy Code prohibits the bankruptcy court from requiring a governmental debtor to apply revenues in accordance with applicable non-bankruptcy law. In yet another case arising out of the insolvency proceedings of Puerto Rico, the United States Court of Appeals for the First Circuit has held that creditors cannot bring suit in a non-bankruptcy court to compel the governmental debtor to comply with non-bankruptcy law without first obtaining the permission of the bankruptcy court, and that the bankruptcy court has discretion as to whether to provide permission.

Effects of Bankruptcy. There may be delays in payments on the Bonds while the court considers any of these issues. There also may be other possible effects of a bankruptcy of the District that could result in delays or reductions in payments on the Bonds, or other losses on the Bonds. Moreover, regardless of any specific adverse determinations in any District bankruptcy proceeding, the existence of a District bankruptcy proceeding could have an adverse effect on the liquidity, value, and market price of the Bonds.

Opinion of Bond Counsel Qualified by Reference to Bankruptcy, Insolvency and Other Laws Relating to or Affecting Creditor's Rights. The proposed form of opinion of Bond Counsel, included as Appendix D, is qualified by reference to bankruptcy, insolvency and other laws relating to or affecting creditor's rights.

Amounts Held in County Treasury Pool

The County, on behalf of the District, is expected to be in possession of the annual *ad valorem* property taxes and certain funds to repay the Bonds and may invest these funds in the County's Treasury Pool, as described in Appendix F – "THE LOS ANGELES COUNTY TREASURY POOL." Should those investments suffer any losses, there may be delays or reductions in payments on the Bonds.

Legality for Investment in the State

Under provisions of the State Financial Code, the Bonds are legal investments for commercial banks in the State to the extent that the Bonds, in the informed opinion of said bank, are prudent for the investment of funds of depositors, and, under provisions of the California Government Code, are eligible for security for deposits of public moneys in the State.

Continuing Disclosure

The District has covenanted for the benefit of the holders and beneficial owners of the Bonds to provide certain financial information and operating data relating to the District (the "Annual Report") for each fiscal year by not later than 240 days following the end of the District's fiscal year (currently ending June 30), commencing with the Annual Report for fiscal year 2025-26, and to provide notices of the occurrence of certain specified events (collectively, the "Listed Events"). The information to be contained in the Annual Report and in a notice of a Listed Event is set forth in Appendix E – "FORM OF CONTINUING DISCLOSURE CERTIFICATE." The District will provide or cause to be provided the Annual Report and such notices to the Municipal Securities Rulemaking Board through its Electronic Municipal Market Access system in the manner prescribed by the Securities and Exchange Commission ("SEC"). Copies of the District's annual reports and notices of Listed Event filings are available at the website of Digital Assurance Certification, L.L.C. ("DAC"), www.dacbond.com, and at the website of the Municipal Securities Rulemaking Board's Electronic Municipal Market Access ("EMMA") system, emma.msrb.org. The information presented on these websites is not incorporated by reference in this Official Statement and should not be relied upon in making an investment decision with respect to the Bonds. These covenants have been made in order to assist the Underwriters (defined herein) in complying with SEC Rule 15c2-12(b)(5) (the "Rule").

Due to the impact of COVID-19 on California school district operations during fiscal year 2019-20, California Senate Bill 98 extended the deadline for school districts to file their audited financial statements for fiscal year 2019-20 with the State to March 31, 2021. As a result, at the time of filing the District's Annual Report for fiscal year 2019-20, the District's audited financial statements for fiscal year 2019-20 were not yet available. The District's audited financial statements for fiscal year 2019-20 were subsequently filed to EMMA on March 30, 2021. Additionally, within the past five years, certain of the District's annual report and Listed Events filings required in connection with its prior continuing disclosure undertakings were not properly linked to all CUSIP numbers for the District's outstanding bonds.

Certain Legal Matters

The validity of the Bonds and certain other legal matters are subject to the approving opinion of Dannis Woliver Kelley, Long Beach, California, Bond Counsel to the District, and certain other conditions. A complete copy of the proposed form of opinion of Bond Counsel with respect to the Bonds is contained in Appendix D. Certain legal matters will also be passed upon for the District by its General Counsel and by the District's Disclosure Counsel, Dannis Woliver Kelley, Long Beach, California ("Disclosure Counsel"), [if negotiated sale add:] and for the Underwriters by their counsel, [Underwriter's Counsel], [City], [State] ("Underwriters' Counsel").

Each of Bond and Disclosure Counsel and Underwriters' Counsel will receive compensation contingent upon the sale and delivery of the Bonds. From time to time, Bond Counsel and Disclosure Counsel each may represent one or more of the Underwriters in matters unrelated to the District or the Bonds.

FINANCIAL STATEMENTS

The District's Audited Annual Financial Report for fiscal year ended June 30, 2025, including its general purpose financial statements for the fiscal year ended June 30, 2025, is included as Appendix B. The basic financial statements of the District for the fiscal year ended June 30, 2025 have been audited by Simpson & Simpson, independent certified public accountants, as stated in their report appearing in Appendix B. The District has not requested nor has the District obtained the consent of Simpson & Simpson to the inclusion of its report in Appendix B. Simpson & Simpson has not been engaged to perform and has not performed, since the date of its report included herein, any procedures on the financial statements addressed in that report. Simpson & Simpson has not been requested to perform and has not performed any procedures relating to the Official Statement.

LITIGATION

There is no litigation pending against the District or, to the knowledge of its respective executive officers, threatened, seeking to restrain or enjoin the issuance, sale, execution or delivery of the Bonds or in any way contesting or affecting the validity of the Bonds or the Authorizations or any proceedings of the District taken with respect to the issuance or sale thereof, or the levy or application of *ad valorem* property taxes for the payment of principal of and interest on the Bonds or the use of the proceeds of the Bonds. There are no pending lawsuits that, in the opinion of the District's General Counsel, challenge the validity of the Bonds, the existence of the District, or the title of the executive officers to their respective offices. There are a number of lawsuits and claims pending against the District. See APPENDIX A – "DISTRICT FINANCIAL INFORMATION AND REGIONAL ECONOMIC AND DEMOGRAPHIC INFORMATION – DISTRICT FINANCIAL INFORMATION – Risk Management and Litigation." In the opinion of the District, the outcome of the presently pending suits and claims will not materially impair the District's repayment of the Bonds.

MISCELLANEOUS

Ratings

Fitch Ratings, Inc. ("Fitch"), Kroll Bond Rating Agency, LLC ("KBRA"), and Moody's Investors Service Inc. ("Moody's") have assigned their municipal bond ratings of "[__]," "[__]," and "[__]," respectively, to the Bonds, which may include information that has not been included in this Official Statement. The District has furnished to each rating agency certain materials and information with respect to itself and the Bonds. Generally, rating agencies base their ratings on such information and materials and on their own investigations, studies and assumptions. Each rating reflects only the view of the respective rating agency, and any explanation of the significance of such rating may be obtained only from the issuing rating agency furnishing the same, at the following addresses: Fitch Ratings, Inc., 33 Whitehall Street, New York, New York 10004, telephone: (212) 908-0800, Kroll Bond Rating Agency, LLC, 805 Third Avenue, 29th floor, New York, New York 10022, telephone: (212) 702-0707, and Moody's Investors Service, Inc., 7 World Trade Center at 250 Greenwich Street, New York, New York 10007, telephone: (212) 533-0300. There is no assurance that any such rating will continue for any given period of time or that it will not be revised downward or withdrawn entirely by such rating agency, if, in its judgment, circumstances so warrant. Any such downward revision or withdrawal of any such rating may have an adverse effect on the market price of the Bonds.

Municipal Advisor

The District has retained KNN Public Finance, LLC, as Municipal Advisor (the "Municipal Advisor") in connection with the issuance of the Bonds and certain other financial matters. The Municipal Advisor has not been engaged, nor has it undertaken, to audit, authenticate or otherwise verify the information set forth in this Official Statement, or any other related information available to the District, with respect to accuracy and completeness of disclosure of such information. The Municipal Advisor has reviewed this Official Statement but makes no guaranty, warranty or other representation respecting accuracy and completeness of the information contained in this Official Statement. The Municipal Advisor will receive compensation from the District contingent upon the sale and delivery of the Bonds.

[IF NEGOTIATED SALE INCLUDE UNDERWRTING SECTION]

Underwriting

The Bonds are being purchased by [Underwriters], on behalf of a syndicate that also includes the other underwriters set forth on the cover hereof (collectively, the "Underwriters"). The Underwriters have agreed to purchase the Bonds at the purchase price of $[_____] (which amount is equal to the aggregate principal amount of the Bonds, [plus/less] [net] original issue [premium/discount] of $[_____], less an Underwriters' discount of $[_____]), pursuant to that certain Bond Purchase Agreement, dated [DATE] (the "Purchase Agreement"), by and among the Underwriters, the County and the District, relating to the Bonds. Pursuant to the Purchase Agreement, the Underwriters will purchase all of the Bonds if any are purchased.

The Underwriters may offer and sell the Bonds to certain securities dealers and dealer banks and banks acting as agent at prices lower than the public offering prices stated on the inside cover page of this Official Statement. The public offering prices may be changed from time to time by the Underwriters.

The Underwriters have provided the following paragraphs for inclusion in the section "MISCELLANEOUS – Underwriting." No representation is made by the District as to the accuracy, completeness or adequacy of such information.

Certain of the Underwriters and their respective affiliates are full service financial institutions engaged in various activities, which may include sales and trading, commercial and investment banking, advisory, investment management, investment research, principal investment, hedging, market making, brokerage and other financial and non-financial activities and services. Under certain circumstances, the Underwriters and their affiliates may have certain creditor and/or other rights against the District and its affiliates in connection with such activities. In the various course of their various business activities, the Underwriters and their respective affiliates, officers, directors and employees may purchase, sell or hold a broad array of investments and actively trade securities, derivatives, loans, commodities, currencies, credit default swaps and other financial instruments for their own account and for the accounts of their customers, and such investment and trading activities may involve or relate to assets, securities and/or instruments of the District (directly, as collateral securing other obligations or otherwise) and/or persons and entities with relationships with the District. The Underwriters and their respective affiliates may also communicate independent investment recommendations, market color or trading ideas and/or publish or express independent research views in respect of such assets, securities or instruments and may at any time hold, or recommend to clients that they should acquire, long and/or short positions in such assets, securities and instruments.

[IF COMPETITIVE SALE INCLUDE METHOD OF SALE SECTION]

Method of Sale

Following a competitive bid process, as provided in the Official Notice of Sale, dated [____], 2026 (the "Notice of Sale"), [Underwriter] (the "Underwriter"), has submitted the lowest bid to purchase the Bonds at a price of $[_____] (reflecting the principal amount of the Bonds plus a net original issue premium in the amount of $[_____] and less an Underwriter's discount of $[_____]).

The Notice of Sale provides that all Bonds must be purchased if any are purchased, and that the obligation to make such purchase are subject to certain terms and conditions set forth in the Notice of Sale, the approval of certain legal matters by Bond Counsel, and certain other conditions. The Underwriter has

represented to the District that the Bonds have been reoffered to the public at the prices or yields stated on the inside front cover page hereof.

Additional Information

The purpose of this Official Statement is to provide information to prospective buyers of the Bonds. Quotations from and summaries of the Bonds, the Resolutions, and the constitutional provisions, statutes and other documents described herein do not purport to be complete, and reference is made to said documents, constitutional provisions and statutes for full and complete statements of their provisions. Any statements in this Official Statement involving matters of opinion, whether or not expressly so stated, are intended as such and not as representations of fact. This Official Statement is not a contract or agreement between the District and the purchasers or owners of any of the Bonds.

Execution and Delivery

The District has duly authorized the execution and delivery of this Official Statement.

LOS ANGELES UNIFIED SCHOOL DISTRICT

By:_____
Chief Financial Officer

APPENDIX A

DISTRICT FINANCIAL INFORMATION AND REGIONAL ECONOMIC AND DEMOGRAPHIC INFORMATION

APPENDIX B

AUDITED ANNUAL FINANCIAL REPORT OF THE DISTRICT FOR FISCAL YEAR ENDED JUNE 30, 2025

APPENDIX C

BOOK-ENTRY ONLY SYSTEM

THE INFORMATION IN THIS APPENDIX C CONCERNING THE DEPOSITORY TRUST COMPANY AND ITS BOOK-ENTRY SYSTEM HAS BEEN OBTAINED FROM SOURCES THAT THE DISTRICT AND THE UNDERWRITERS BELIEVE TO BE RELIABLE, BUT THE DISTRICT AND THE UNDERWRITERS TAKE NO RESPONSIBILITY FOR THE ACCURACY OR COMPLETENESS THEREOF. THERE CAN BE NO ASSURANCE THAT THE DEPOSITORY TRUST COMPANY WILL ABIDE BY ITS PROCEDURES OR THAT SUCH PROCEDURES WILL NOT BE CHANGED FROM TIME TO TIME.

The Depository Trust Company ("DTC") will act as securities depository for the Bonds. The Bonds will be issued as fully-registered securities registered in the name of Cede & Co. (DTC's partnership nominee) or such other name as may be requested by an authorized representative of DTC. One fully-registered security certificate will be issued for each maturity of the Bonds, each in the aggregate principal amount of such maturity, and will be deposited with DTC.

DTC, the world's largest security depository, is a limited-purpose trust company organized under the New York Banking Law, a "banking organization" within the meaning of the New York Banking Law, a member of the Federal Reserve System, a "clearing corporation" within the meaning of the New York Uniform Commercial Code, and a "clearing agency" registered pursuant to the provisions of Section 17A of the Securities Exchange Act of 1934. DTC holds and provides asset servicing for over 3.5 million issues of U.S. and non-U.S. equity issues, corporate and municipal debt issues, and money market instruments (from over 100 countries) that DTC's participants ("Direct Participants") deposit with DTC. DTC also facilitates the post-trade settlement among Direct Participants of sales and other securities transactions in deposited securities, through electronic computerized book-entry transfers and pledges between Direct Participants' accounts. This eliminates the need for physical movement of securities certificates. Direct Participants include both U.S. and non-U.S. securities brokers and dealers, banks, trust companies, clearing corporations, and certain other organizations. DTC is a wholly-owned subsidiary of The Depository Trust & Clearing Corporation ("DTCC"). DTCC is the holding company for DTC, National Securities Clearing Corporation and Fixed Income Clearing Corporation, all of which are registered clearing agencies. DTCC is owned by the users of its regulated subsidiaries. Access to the DTC system is also available to others such as both U.S. and non-U.S. securities brokers and dealers, banks, trust companies, and clearing corporations that clear through or maintain a custodial relationship with a Direct Participant, either directly or indirectly ("Indirect Participants"). DTC has a Standard & Poor's rating of AA+. The DTC Rules applicable to its Participants are on file with the Securities and Exchange Commission. More information about DTC can be found at **www.dtcc.com**. Information on these websites is not incorporated herein by reference.

Purchases of the Bonds under the DTC system must be made by or through Direct Participants, which will receive a credit for the Bonds on DTC's records. The ownership interest of each actual purchaser of each security ("Beneficial Owner") is in turn to be recorded on the Direct and Indirect Participants' records. Beneficial Owners will not receive written confirmation from DTC of their purchase. Beneficial Owners are, however, expected to receive written confirmations providing details of the transaction, as well as periodic statements of their holdings, from the Direct or Indirect Participant through which the Beneficial Owner entered into the transaction. Transfers of ownership interests in the Bonds are to be accomplished by entries made on the books of Direct and Indirect Participants acting on behalf of Beneficial Owners. Beneficial Owners will not receive certificates representing their ownership interests in the Bonds, except in the event that use of the book-entry system for the Bonds is discontinued.

To facilitate subsequent transfers, all Bonds deposited by Direct Participants with DTC are registered in the name of DTC's partnership nominee, Cede & Co., or such other name as may be requested by an authorized representative of DTC. The deposit of the Bonds with DTC and their registration in the name of Cede & Co. or such other DTC nominee do not effect any change in beneficial ownership. DTC has no knowledge of the actual Beneficial Owners of the Bonds; DTC's records reflect only the identity of the Direct Participants to whose accounts such Bonds are credited, which may or may not be the Beneficial Owners. The Direct and Indirect Participants will remain responsible for keeping account of their holdings on behalf of their customers.

Conveyance of notices and other communications by DTC to Direct Participants, by Direct Participants to Indirect Participants, and by Direct Participants and Indirect Participants to Beneficial Owners will be governed by arrangements among them, subject to any statutory or regulatory requirements as may be in effect from time to time. Beneficial Owners of the Bonds may wish to take certain steps to augment the transmission to them of notices of significant events with respect to the Bonds, such as redemptions, tenders, defaults, and proposed amendments to the security documents. For example, Beneficial Owners of the Bonds may wish to ascertain that the nominee holding the Bonds for their benefit has agreed to obtain and transmit notices to Beneficial Owners. In the alternative, Beneficial Owners may wish to provide their names and addresses to the registrar and request that copies of notices be provided directly to them.

Redemption notices shall be sent to DTC. If less than all of the Bonds are to be redeemed, DTC's practice is to determine by lot the amount of the interest of each Direct Participant in such issue to be redeemed.

Neither DTC nor Cede & Co. (nor any other DTC nominee) will consent or vote with respect to the Bonds unless authorized by a Direct Participant in accordance with DTC's MMI Procedures. Under its usual procedures, DTC mails an Omnibus Proxy to the District as soon as possible after the record date. The Omnibus Proxy assigns Cede & Co.'s consenting or voting rights to those Direct Participants to whose accounts the Bonds are credited on the record date (identified in a listing attached to the Omnibus Proxy).

Redemption proceeds, distributions, and other payments on the Bonds will be made to Cede & Co., or such other nominee as may be requested by an authorized representative of DTC. DTC's practice is to credit Direct Participants' accounts upon DTC's receipt of funds and corresponding detail information from the District, on payable date in accordance with their respective holdings shown on DTC's records. Payments by Participants to Beneficial Owners will be governed by standing instructions and customary practices, as is the case with securities held for the accounts of customers in bearer form or registered in "street name," and will be the responsibility of such Participant and not of DTC or the District subject to any statutory or regulatory requirements as may be in effect from time to time. Payment of redemption proceeds, distributions, and other payments to Cede & Co. (or such other nominee as may be requested by an authorized representative of DTC) is the responsibility of the District, disbursement of such payments to Direct Participants will be the responsibility of DTC, and disbursement of such payments to the Beneficial Owners will be the responsibility of Direct and Indirect Participants.

DTC may discontinue providing its services as depository with respect to the Bonds at any time by giving reasonable notice to the District. Under such circumstances, in the event that a successor depository is not obtained, security certificates are required to be printed and delivered.

The District may decide to discontinue use of the system of book-entry-only transfers through DTC (or a successor securities depository). In that event, certificates will be printed and delivered to DTC and the requirements of the Resolution with respect to certificated Bonds will apply.

THE DISTRICT, THE COUNTY, THE PAYING AGENT, THE MUNICIPAL ADVISOR, AND THE UNDERWRITERS CANNOT AND DO NOT GIVE ANY ASSURANCES THAT DTC, DIRECT PARTICIPANTS OR INDIRECT PARTICIPANTS OF DTC WILL DISTRIBUTE TO THE BENEFICIAL OWNERS OF THE BONDS (1) PAYMENTS OF PRINCIPAL OF AND INTEREST ON THE BONDS (2) CONFIRMATIONS OF THEIR OWNERSHIP INTERESTS IN THE BONDS OR (III) OTHER NOTICES SENT TO DTC OR CEDE & CO., ITS PARTNERSHIP NOMINEE, AS THE REGISTERED OWNER OF THE BONDS, OR THAT THEY WILL DO SO ON A TIMELY BASIS, OR THAT DTC, DIRECT PARTICIPANTS OR INDIRECT PARTICIPANTS WILL SERVE AND ACT IN THE MANNER DESCRIBED IN THIS OFFICIAL STATEMENT.

NEITHER THE DISTRICT, THE COUNTY, THE PAYING AGENT, THE MUNICIPAL ADVISOR, NOR THE UNDERWRITERS WILL HAVE ANY RESPONSIBILITY OR OBLIGATIONS TO DTC, THE DIRECT PARTICIPANTS, THE INDIRECT PARTICIPANTS OF DTC OR THE BENEFICIAL OWNERS WITH RESPECT TO (1) THE ACCURACY OR COMPLETENESS OF ANY RECORDS MAINTAINED BY DTC OR ANY DIRECT PARTICIPANTS OR INDIRECT PARTICIPANTS OF DTC, (2) THE PAYMENT BY DTC OR ANY DIRECT PARTICIPANTS OR INDIRECT PARTICIPANTS OF DTC OF ANY AMOUNT DUE TO ANY BENEFICIAL OWNER IN RESPECT OF THE PRINCIPAL AMOUNT OF OR INTEREST ON THE BONDS, (3) THE DELIVERY BY DTC OR ANY DIRECT PARTICIPANTS OR INDIRECT PARTICIPANTS OF DTC OF ANY NOTICE TO ANY BENEFICIAL OWNER THAT IS REQUIRED OR PERMITTED TO BE GIVEN TO OWNERS UNDER THE TERMS OF THE RESOLUTION, OR (4) ANY CONSENT GIVEN OR OTHER ACTION TAKEN BY DTC AS OWNER OF THE BONDS.

APPENDIX D

PROPOSED FORM OF OPINION OF BOND COUNSEL

Upon issuance of the Bonds, Dannis Woliver Kelley, Long Beach, California, Bond Counsel to the Los Angeles Unified School District, will render its approving opinion with respect to the Bonds in substantially the following forms:

[Closing Date]

Board of Education
Los Angeles Unified School District
Los Angeles, California

Re: $[PAR AMOUNT] Los Angeles Unified School District
(County of Los Angeles, California)
General Obligation Bonds, Series QRRUS (2026)
(Dedicated Unlimited *Ad Valorem* Property Tax Bonds)

Ladies and Gentlemen:

We have acted as bond counsel for the Los Angeles Unified School District (County of Los Angeles, California) (the "District"), in connection with the issuance by the District of $_____ aggregate principal amount of the District's General Obligation Bonds, Series QRRUS (2026) (Dedicated Unlimited *Ad Valorem* Property Tax Bonds) (the "Bonds"). The Bonds are issued pursuant to the provisions of Chapters 1 and 1.5 of Part 10 of Division 1 of Title 1 of the Education Code of the State of California (commencing at Section 53506), as amended, and a resolution of the Board of Supervisors of the County of Los Angeles (the "County") adopted on [_____], 2026 (the "County Resolution") at the request of the District pursuant to a resolution adopted by the Board of Education of the District (the "District Board") on [_____], 2026 (the "District Resolution" and, together with the County Resolution, the "Resolutions"). All terms used herein and not otherwise defined shall have the meanings given to them in the Resolutions.

As bond counsel, we have examined copies certified to us as being true and complete copies of the proceedings of the District and the County for the authorization and issuance of the Bonds, including the Resolutions. Our services as such bond counsel were limited to an examination of such proceedings and to the rendering of the opinions set forth below. In this connection, we have also examined such certificates of public officials and officers of the District and the County as we have considered necessary for the purposes of this opinion.

Certain agreements, requirements and procedures contained or referred to in the Resolutions and other relevant documents may be changed and certain actions (including, without limitation, defeasance of Bonds) may be taken or omitted under the circumstances and subject to the terms and conditions set forth in such documents. No opinion is expressed herein as to any effect on any Bonds if any such change occurs or action is taken or omitted upon the advice or approval of counsel other than ourselves.

The opinions expressed herein are based on an analysis of existing laws, regulations, rulings and court decisions and cover certain matters not directly addressed by such authorities. Such opinions may be affected by actions taken or omitted or events occurring after the date hereof. We have not undertaken to determine, or to inform any person, whether any such actions or events are taken or do occur. Our

engagement with respect to the Bonds has concluded with their issuance, and we disclaim any obligation to update this letter. We have assumed the genuineness of all documents and signatures presented to us (whether as originals or as copies) and the due and legal execution and delivery thereof by any parties other than the District. We have not undertaken to verify independently, and have assumed, the accuracy of the factual matters represented, warranted or certified in the documents referred to in the second paragraph hereof. Furthermore, we have assumed compliance with all covenants and agreements contained in the Resolutions. We call attention to the fact that the rights and obligations under the Bonds and the Resolutions may be subject to bankruptcy, insolvency, reorganization, arrangement, fraudulent conveyance, moratorium and other laws relating to or affecting creditors, rights, to the application of equitable principles, to the exercise of judicial discretion in appropriate cases and to the limitations on legal remedies against public entities in the State of California. We express no opinion with respect to any indemnification, contribution, choice of law, choice of forum or waiver provisions contained in the foregoing documents. We express no opinion and make no comment with respect to the sufficiency of the security for the marketability of the Bonds. Finally, we undertake no responsibility for the accuracy, completeness or fairness of the Official Statement or other offering material relating to the Bonds and express no opinion herein with respect thereto.

Based on and subject to the foregoing and in reliance thereon, as of the date hereof, we are of the following opinions:

1. The Bonds constitute valid and binding general obligations of the District.

2. The Bonds are payable as to both principal and interest from the proceeds of a levy of *ad valorem* taxes on all property subject to such taxes in the District, which taxes are unlimited as to rate or amount, except for certain personal property that is taxable at limited rates.

3. The County Resolution has been duly adopted by the Board of Supervisors of the County and constitutes a valid and binding obligation of the County enforceable against the County in accordance with its terms.

4. The District Resolution has been duly adopted by the District Board and constitutes a valid and binding obligation of the District enforceable against the District in accordance with its terms.

5. Interest on the Bonds maturing on and after July 1, 20__ (the "Tax-Exempt Bonds") is excluded from the gross income of the owners thereof for federal income tax purposes under Section 103 of the Internal Revenue Code of 1986, as amended.

6. Interest on the Bonds is exempt from personal income taxes of the State of California.

Bondholders should note that interest on the Tax-Exempt Bonds is not a preference item for purposes of the alternative minimum tax imposed on individuals but is taken into account in determining the annual adjusted financial statement income for the purpose of computing the alternative minimum tax imposed on certain corporations. Ownership of tax-exempt obligations such as the Tax-Exempt Bonds may result in collateral tax consequences. The nature and extent of these other tax consequences will depend upon the particular tax status of the owner of the Tax-Exempt Bonds or such owner's other items of income or deduction. We express no opinion with respect to any federal, state, or local tax consequences, under present law or any proposed legislation, resulting from the receipt or accrual of interest on, or the acquisition or disposition of, the Bonds.

Our opinions are based on existing law, which is subject to change. Such opinions are further based on our knowledge of facts as of the date hereof. We assume no duty to update or supplement our opinions

to reflect any facts or circumstances that may thereafter come to our attention or to reflect any changes in any law that may thereafter occur or become effective. Our opinions represent our legal judgment based upon our review of existing law that we deem relevant to such opinions and in reliance upon the representations and covenants referenced above.

The foregoing opinions represent our legal judgment based upon a review of existing legal authorities that we deem relevant to render such opinions and are not a guarantee of results.

Dannis Woliver Kelley

APPENDIX E

FORM OF CONTINUING DISCLOSURE CERTIFICATE

APPENDIX F

THE LOS ANGELES COUNTY TREASURY POOL

The Treasurer and Tax Collector of the County of Los Angeles (the "Treasurer") manages, in accordance with California Government Code Section 53600 et seq., funds deposited with the Treasurer by County school and community college districts, various special districts, and some cities. State law generally requires that all moneys of the County, school districts, and certain special districts be held in the County's Treasury Pool (the "Treasury Pool") as described below. The composition and value of investments under management in the Treasury Pool vary from time to time, depending on the cash flow needs of the County and the other public agencies invested in the Treasury Pool, the maturity or sale of investments, purchase of new securities and fluctuations in interest rates generally. Additionally, the Treasurer, with the consent of the Board of Supervisors of the County of Los Angeles (the "County"), may change the County investment policy at any time. Therefore, there can be no assurance that the values of the various investments in the Treasury Pool will not vary significantly from the values described herein. Neither the District, the Municipal Advisor nor the Underwriters make any representation as to the accuracy or adequacy of such information or as to the absence of material adverse changes in such information subsequent to the date hereof, or that the information contained herein is correct as of any time subsequent to its date. The Treasurer maintains a website, the address of which is ***https://ttc.lacounty.gov/monthly-reports/****, on which the Treasurer periodically places information relating to the Treasury Pool. The information presented there, however, is not part of this Official Statement, is not incorporated by reference herein and should not be relied upon in making an investment decision with respect to the Bonds.*

The County of Los Angeles Pooled Surplus Investments

The Treasurer and Tax Collector (the "Treasurer") of the County of Los Angeles (the "County") has the delegated authority to invest funds on deposit in the County Treasury (the "Treasury Pool"). As of February 28, 2026, investments in the Treasury Pool were held for local agencies including school districts, community college districts, special districts and discretionary depositors such as cities and independent districts in the following amounts:

Local Agency	Invested Funds (in billions)
County of Los Angeles and Special Districts	$24.350
Schools and Community Colleges	28.136
Discretionary Participants	3.536
Total	$56.022

The Treasury Pool participation composition is as follows:

Non-discretionary Participants	93.69%
Discretionary Participants:	
Independent Public Agencies	6.18
County Bond Proceeds and Repayment Funds	0.13
Total	100.00%

Decisions on the investment of funds in the Treasury Pool are made by the County Investment Officer in accordance with established policy, with certain transactions requiring the Treasurer's prior approval. In Los Angeles County, investment decisions are governed by Chapter 4 (commencing with Section 53600) of Part 1 of Division 2 of Title 5 of the California Government Code, which governs legal

investments by local agencies in the State of California, and by a more restrictive Investment Policy developed by the Treasurer and adopted by the Los Angeles County Board of Supervisors on an annual basis. The Investment Policy adopted on March 11, 2025, reaffirmed the following criteria and order of priority for selecting investments:

1. Safety of Principal
2. Liquidity
3. Return on Investment

The Treasurer prepares a monthly Report of Investments (the "Investment Report") summarizing the status of the Treasury Pool, including the current market value of all investments. This report is submitted monthly to the Board of Supervisors. According to the Investment Report dated March 31, 2026, the February 28, 2026 book value of the Treasury Pool was approximately $56.022 billion, and the corresponding market value was approximately $54.970 billion.

An internal controls system for monitoring cash accounting and investment practices is in place. The Treasurer's Compliance Auditor, who operates independently from the Investment Officer, reconciles cash and investments to fund balances daily. The Compliance Auditor's staff also reviews each investment trade for accuracy and compliance with the Board adopted Investment Policy. On a quarterly basis, the County's outside independent auditor (the "External Auditor") reviews the cash and investment reconciliations for completeness and accuracy. Additionally, the External Auditor reviews investment transactions on a quarterly basis for conformance with the approved Investment Policy and annually accounts for all investments.

The following table identifies the types of securities held by the Treasury Pool as of February 28, 2026.

Type of Investment	% of Pool
Certificates of Deposit	3.84%
U.S. Government and Agency Obligations	65.81
Bank Acceptances	0.00
Commercial Paper	30.32
Municipal Obligations	0.03
Corporate Notes & Deposit Notes	0.00
Repurchase Agreements	0.00
Asset Backed Instruments	0.00
Other	0.00
	100.00%

The Treasury Pool is highly liquid. As of February 28, 2026, approximately 41.97% of the investments mature within 60 days, with an average of 374 days to maturity for the entire portfolio.

This Preliminary Official Statement and the information contained herein are subject to completion or amendment. These securities may not be sold nor may offers to buy be accepted prior to the time the Official Statement is delivered in final form. Under no circumstances shall this Preliminary Official Statement constitute an offer to sell or a solicitation of an offer to buy, nor shall there be any sale of these securities in any jurisdiction in which such offer, solicitation, or sale would be unlawful prior to registration or qualification under the securities laws of such jurisdiction.

RATINGS: Fitch: "[_]"
KBRA: "[_]"
Moody's: "[_]"
See "MISCELLANEOUS – Ratings" herein.

In the opinion of Dannis Woliver Kelley, Bond Counsel to the District, under existing law, interest on the Bonds is exempt from personal income taxes of the State of California, and, assuming continuing compliance after the date of initial delivery of the Bonds with certain covenants contained in the Resolution authorizing the Bonds and subject to the matters set forth under "TAX MATTERS" herein, interest on the Bonds maturing on and after ____, 202_ (the "Tax-Exempt Bonds") for federal income tax purposes under existing statutes, regulations, published rulings, and court decisions will be excludable from the gross income of the owners thereof pursuant to section 103 of the Internal Revenue Code of 1986, as amended to the date of initial delivery of the Bonds, and will not be included in computing the alternative minimum taxable income of the owners thereof; however, interest on the Tax-Exempt Bonds is taken into account in determining annual adjusted financial statement income for the purpose of computing alternative minimum tax imposed on certain corporations. See "TAX MATTERS" herein.

[District Logo]

$[____]*
LOS ANGELES UNIFIED SCHOOL DISTRICT
(County of Los Angeles, California)
General Obligation Bonds, Series QRRUS (2026)
(Dedicated Unlimited *Ad Valorem* Property Tax Bonds)

Dated: Date of Delivery **Due: As shown herein**

The Los Angeles Unified School District (County of Los Angeles, California), General Obligation Bonds, Series QRRUS (2026) (Dedicated Unlimited *Ad Valorem* Property Tax Bonds) (the "Bonds") are issued by the County of Los Angeles, California (the "County"), on behalf of the Los Angeles Unified School District (the "District") to (i) finance certain school facilities projects, (ii) fund capitalized interest on the Bonds through ____ 1, 20[__]*, (iii) pay principal on Federally Taxable Bonds (defined below) and (iv) pay the costs of issuance of the Bonds, as more fully described herein. See "PLAN OF FINANCE" herein. The Bonds are being issued under the laws of the State of California (the "State"), the applicable authorizations received at elections held by the District as described herein, and pursuant to resolutions of the Board of Education of the District and the Board of Supervisors of the County.

The Bonds are general obligation bonds of the District secured by and payable from *ad valorem* property taxes to be levied within the District pursuant to the California Constitution and other State law. The Board of Supervisors of the County is empowered and is obligated to levy *ad valorem* property taxes upon all property subject to taxation by the District, without limitation as to rate or amount (except as to certain personal property which is taxable at limited rates), for the payment of principal of and interest on the Bonds, all as more fully described herein. See "SECURITY AND SOURCE OF PAYMENT FOR THE BONDS."

Interest on the Bonds maturing on _____ 1, 20___ (the "Federally Taxable Bonds") is only payable at maturity on _____ 1, 20__. Interest on the Tax-Exempt Bonds is payable on each January 1 and July 1 to maturity, commencing _____ 1, 202_. Principal of the Bonds is payable in each of the years and in the amounts set forth on the inside front cover page hereof.

The Bonds will be issued in book-entry form only, in denominations of $5,000 principal amount, or integral multiples thereof, and will be initially issued and registered in the name of Cede & Co., as nominee for The Depository Trust Company ("DTC"). DTC will act as securities depository for the Bonds. Owners will not receive certificates representing their interests in the Bonds. Payments of principal of, premium, if any, and interest on the Bonds will be made by U.S. Bank Trust Company, National Association, as agent to the Treasurer and Tax Collector of the County, as the initial paying agent, to DTC, which is obligated to remit such payments to its DTC Participants for subsequent disbursement to the beneficial owners of the Bonds. See APPENDIX C – "BOOK-ENTRY ONLY SYSTEM."

The Bonds are subject to redemption prior to their respective stated maturity dates as described herein. See "THE BONDS – Redemption."

THIS COVER PAGE CONTAINS CERTAIN INFORMATION FOR GENERAL REFERENCE ONLY. IT IS NOT INTENDED TO BE A SUMMARY OF THE SECURITY FOR OR TERMS OF THIS ISSUE. INVESTORS ARE ADVISED TO READ THE ENTIRE OFFICIAL STATEMENT TO OBTAIN INFORMATION ESSENTIAL TO THE MAKING OF AN INFORMED INVESTMENT DECISION.

[If competitive sale add: **The Bonds will be sold to an Underwriter (defined herein) by competitive sale pursuant to the terms of an Official Notice of Sale dated _____, 2026 for such Bonds. See "METHOD OF SALE" herein.]**

The Bonds will be offered when, as and if issued by the County on behalf of the District, and received by the Underwriters, subject to the approval as to their legality by Dannis Woliver Kelley, Long Beach, California, Bond Counsel to the District, and certain other conditions. Certain legal matters will be passed upon for the District by the General Counsel to the District and by Dannis Woliver Kelley, Long Beach, California, Disclosure Counsel to the District, [include if negotiated sale:] and for the Underwriters by [Underwriter's Counsel], [City],[State]. The Bonds, in book-entry form, will be available for delivery through the facilities of DTC on or about _____, 2026.

[If negotiated sale – list Underwriters]

Dated: _____, 2026

* Preliminary; subject to change.

MATURITY DATES, PRINCIPAL AMOUNTS, INTEREST RATES, INITIAL PUBLIC OFFERING YIELDS, PRICES AND CUSIP NUMBERS

$_____*
LOS ANGELES UNIFIED SCHOOL DISTRICT
(County of Los Angeles, California)
General Obligation Bonds, Series QRRUS (2026)
(Dedicated Unlimited *Ad Valorem* Property Tax Bonds)

Base CUSIP† Number: 544647

$[_____] Serial Bonds

Maturity (July 1)	Principal Amount	Interest Rate	Initial Public Offering Yield	Price	CUSIP† Suffix
Federally Taxable Bonds					
Tax-Exempt Bonds					

$[___] [____]% Term Bonds due July 1, 20__; Yield [___]%; Price: [___]%; CUSIP† ___

---

* Preliminary; subject to change.

† CUSIP® is a registered trademark of The American Bankers Association. CUSIP Global Services (CGS) is managed on behalf of The American Bankers Association by FactSet Research Systems Inc. Copyright© 2026 CUSIP Global Services. All rights reserved. CUSIP® data herein is provided by CUSIP Global Services. This data is not intended to create a database and does not serve in any way as a substitute for the CGS database. CUSIP® numbers are provided for convenience of reference only. None of the District, the Underwriters or their respective agents or counsel assume responsibility for the accuracy of such numbers.

No dealer, broker, salesperson or other person has been authorized by the District to give any information or to make any representations, other than those contained in this Official Statement, and if given or made, such other information or representation must not be relied upon as having been authorized by any of the foregoing.

The information contained herein has been obtained from sources that are believed to be reliable. The information and expressions of opinion herein are subject to change without notice, and neither the delivery of this Official Statement nor any sale made hereunder shall, under any circumstances, give rise to any implication that there has been no change in the affairs of the District since the date hereof.

The Underwriters have provided the following sentence for inclusion in this Official Statement. The Underwriters have reviewed the information in this Official Statement in accordance with, and as part of, their respective responsibilities to investors under the federal securities laws as applied to the facts and circumstances of this transaction, but the Underwriters do not guarantee the accuracy or completeness of such information.

THE BONDS HAVE NOT BEEN REGISTERED WITH THE U.S. SECURITIES AND EXCHANGE COMMISSION UNDER THE SECURITIES ACT OF 1933, AS AMENDED, NOR HAVE THE RESOLUTIONS BEEN QUALIFIED UNDER THE TRUST INDENTURE ACT OF 1939, AS AMENDED, IN RELIANCE UPON EXEMPTIONS CONTAINED IN SUCH ACTS.

When used in this Official Statement or in any continuing disclosure by the District, in any press release by the District or in any oral statement made with the approval of an authorized officer of the District, the words or phrases "will likely result," "are expected to," "will continue," "is anticipated," "estimate," "project," "forecast," "expect," "intend" and similar expressions identify "forward-looking statements." Such statements are subject to risks and uncertainties that could cause actual results to differ materially from those contemplated in such forward-looking statements. Any forecast is subject to such uncertainties. Inevitably, some assumptions used to develop the forecasts will not be realized and unanticipated events and circumstances may occur. Therefore, there are likely to be differences between forecasts and actual results, and those differences may be material.

The District maintains a website at **www.lausd.org**. Reference to such website address, however, is for informational purposes only. Unless specified otherwise, such website and the information or links contained therein are not incorporated by reference herein, should not be relied upon in making an investment decision with respect to the Bonds, and are not part of this Official Statement for purposes of and as that term is defined in Rule 15c2-12 adopted by the Securities and Exchange Commission under the Securities Exchange Act of 1934.

CUSIP® is a registered trademark of The American Bankers Association. CUSIP Global Services (CGS) is managed on behalf of The American Bankers Association by FactSet Research Systems Inc. CUSIP data herein is set forth for convenience of reference only. The District and the Underwriters assume no responsibility for the selection or uses of the CUSIP data or for the accuracy or correctness of such data. The CUSIP numbers for the Bonds are subject to being changed after the delivery of the Bonds as a result of various subsequent actions.

LOS ANGELES UNIFIED SCHOOL DISTRICT
BOARD OF EDUCATION

District	Member	Term Ending
3	Scott Schmerelson, President	December 10, 2028
2	Dr. Rocio Rivas, Vice President	December 13, 2026
1	Sherlett Hendy Newbill	December 10, 2028
4	Nick Melvoin	December 13, 2026
5	Karla Griego	December 10, 2028
6	Kelly Gonez	December 13, 2026
7	Tanya Ortiz Franklin	December 10, 2028

DISTRICT OFFICIALS

Andres Chait, Acting Superintendent[1]
Jaime G. Torrens, Senior Advisor to the Superintendent
Pedro Salcido, Deputy Superintendent of Business Services and Operations
Devora Navera-Reed, General Counsel
Saman Bravo-Karimi, Chief Financial Officer
Kurt John, Ed.D., Deputy Chief Financial Officer – Finance
Ernie Thomas, Controller
Timothy S. Rosnick, Deputy Controller

BOND AND DISCLOSURE COUNSEL

Dannis Woliver Kelley
Long Beach, California

MUNICIPAL ADVISOR

KNN Public Finance, LLC
Berkeley, California

PAYING AGENT

U.S. Bank Trust Company, National Association, as agent for the
Treasurer and Tax Collector of the County of Los Angeles
Los Angeles, California

[1] On February 27, 2026, the Board of Education voted unanimously to place Superintendent Alberto M. Carvalho on paid administrative leave pending investigation and named Andrés E. Chait as Acting Superintendent of the District, effective immediately. See "APPENDIX A - District Governance; Senior Management" to this Official Statement for more information.

TABLE OF CONTENTS

Page

INTRODUCTION 1
General 1
The District 1
The District's General Obligation Bond Program 2
Authority and Purpose for Issuance of the Bonds 6
Security and Source of Payment for the Bonds 6
Cybersecurity 7
Federal Funding 7
Other Information 8
PLAN OF FINANCE 8
ESTIMATED SOURCES AND USES OF FUNDS 9
THE BONDS 10
General Provisions 10
Redemption 10
Defeasance and Unclaimed Moneys 12
SECURITY AND SOURCE OF PAYMENT FOR THE BONDS 13
General Description 13
Pledge of Tax Revenues 14
Statutory Lien on Taxes (Senate Bill 222) 14
California Constitutional and Statutory Provisions Relating to *Ad Valorem* Property Taxes 15
Assessed Valuation of Property Within the District 16
Tax Rates, Levies and Collections 23
Debt Service 28
Aggregate Fiscal Year Debt Service 29
The District's General Obligation Bond Program and Bonding Capacity 31
Overlapping Debt Obligations 31
TAX MATTERS 33
LEGAL MATTERS 35
Possible Limitations on Remedies; Bankruptcy 35
Amounts Held in County Treasury Pool 37
Legality for Investment in the State 37
Continuing Disclosure 37
Certain Legal Matters 38
FINANCIAL STATEMENTS 38
LITIGATION 38
MISCELLANEOUS 39
Ratings 39
Municipal Advisor 39
Underwriting 40
Additional Information 41
Execution and Delivery 41
APPENDIX A DISTRICT FINANCIAL INFORMATION AND REGIONAL ECONOMIC AND DEMOGRAPHIC INFORMATION A-1
APPENDIX B AUDITED ANNUAL FINANCIAL REPORT OF THE DISTRICT FOR FISCAL YEAR ENDED JUNE 30, 2025 ..... B-1
APPENDIX C BOOK-ENTRY ONLY SYSTEM C-1

TABLE OF CONTENTS
(continued)

Page

APPENDIX D PROPOSED FORM OF OPINION OF BOND COUNSEL D-1
APPENDIX E FORM OF CONTINUING DISCLOSURE CERTIFICATE E-1
APPENDIX F THE LOS ANGELES COUNTY TREASURY POOL F-1

$[____]*
LOS ANGELES UNIFIED SCHOOL DISTRICT
(County of Los Angeles, California)
General Obligation Bonds, Series QRRUS (2026)
(Dedicated Unlimited *Ad Valorem* Property Tax Bonds)

INTRODUCTION

This Introduction is not a summary of this Official Statement. It is only a brief description of, and is qualified by, more complete and detailed information contained in the entire Official Statement, including the cover page and inside cover page, through the appendices hereto, and the documents summarized or described herein. The offering of the Bonds to potential investors is made only by means of the entire Official Statement. A full review should be made of the entire Official Statement.

General

This Official Statement, which includes the cover page through the appendices hereto, is provided to furnish information in connection with the sale of the Los Angeles Unified School District (County of Los Angeles, California) General Obligation Bonds, Series QRRUS (2026) (Dedicated Unlimited *Ad Valorem* Property Tax Bonds) (the "Bonds").

The Bonds are issued by the County of Los Angeles, California (the "County"), on behalf of the District, pursuant to certain provisions of the California Education Code and other applicable law, the authorization received at certain elections held by the District as described herein, a resolution adopted by the Board of Education of the District (the "District Board") on _____, 2026 (the "District Resolution"), and a resolution adopted by the Board of Supervisors of the County on _____, 2026 (the "County Resolution" and, together with the District Resolution, the "Resolutions"). The Bonds are being issued to (i) finance certain school facilities projects, (ii) fund capitalized interest on a portion of the Bonds, (iii) pay principal on the Federally Taxable Bonds, and (iv) to pay the costs of issuance of the Bonds as more fully described herein. See "INTRODUCTION – Authority and Purpose for Issuance of the Bonds" and "PLAN OF FINANCE."

THE BONDS ARE GENERAL OBLIGATION BONDS OF THE DISTRICT SECURED BY AND PAYABLE FROM *AD VALOREM* PROPERTY TAXES TO BE LEVIED UPON ALL PROPERTY SUBJECT TO TAXATION BY THE DISTRICT, WITHOUT LIMITATION AS TO RATE OR AMOUNT (EXCEPT AS TO CERTAIN PERSONAL PROPERTY WHICH IS TAXABLE AT LIMITED RATES). THE BONDS ARE NOT AN OBLIGATION OF THE COUNTY, THE STATE OF CALIFORNIA OR OF THE GENERAL FUND OF THE DISTRICT. SEE "SECURITY AND SOURCE OF PAYMENT FOR THE BONDS."

The District

The District, encompassing approximately 710 square miles, is located in the western section of the County in the State of California (the "State"). The District's boundaries include virtually all of the City of Los Angeles (the "City"), all of the Cities of Cudahy, Gardena, Huntington Park, Lomita, Maywood, San Fernando, Vernon and West Hollywood, and portions of the Cities of Bell, Bell Gardens, Beverly Hills, Calabasas, Carson, Commerce, Culver City, Downey, Hawthorne, Inglewood, Long Beach, Lynwood, Montebello, Monterey Park, Rancho Palos Verdes, Rolling Hills Estates, Santa Clarita, Santa Monica, South Gate, and Torrance. In addition, the District provides services to several unincorporated areas of the

* Preliminary; subject to change.

County which include residential and industrial areas. The boundaries for the District are approximately 80% coterminous with the City, with the remaining 20% included in the smaller neighboring cities and unincorporated County areas described above. The District was formed in 1854 as the Common Schools for the City and became a unified school district in 1960.

The District is the largest public school district in the State and the largest self-governing public school district in the United States. At the time of preparation of the District's second interim report for fiscal year 2025-26 (the "2025-26 Second Interim Report"), the transitional kindergarten ("TK") through 12th grade enrollment in the District for fiscal year 2025-26 was approximately 389,010 students, including those attending magnet, opportunity, and continuation schools and centers, Affiliated Charter Schools, and schools for people with disabilities. Such enrollment represents a projected decrease of 7,060 students or a decrease of approximately 1.78% from the budgeted TK-12 enrollment in the District at the time of preparation of the District's original adopted budget for fiscal year 2025-26 (the "Fiscal Year 2025-26 Budget"). Such enrollment does not include students attending Fiscally Independent Charter Schools whoe enrollment was budgeted at 107,437 students at the time of preparation of the Fiscal Year 2025-26 Budget. Based on enrollment projections at the time of preparation of the 2025-26 Second Interim Report, the District projected enrollment to decline by 3.37% on average annually through fiscal year 2027-28. For more information regarding District enrollment and average daily attendance, see APPENDIX A – "DISTRICT FINANCIAL INFORMATION AND REGIONAL ECONOMIC AND DEMOGRAPHIC INFORMATION – DISTRICT GENERAL INFORMATION – Enrollment and Average Daily Attendance." See also APPENDIX A – "DISTRICT FINANCIAL INFORMATION AND REGIONAL ECONOMIC AND DEMOGRAPHIC INFORMATION – DISTRICT FINANCIAL INFORMATION – District Budget – *LACOE's Responses to Fiscal Year 2025-26 Budget*," for information regarding District declining enrollment.

As reflected in the District's Audited Annual Financial Report for fiscal year 2024-25, the District operated 1,233 schools and centers in fiscal year 2024-25, which consisted of 435 elementary schools, 79 middle/junior high schools, 87 senior high schools, 59 options schools, 27 multi-level schools, 11 special education schools, 267 magnet centers, 66 magnet schools, 18 primary school centers, 2 community adult schools, 7 regional occupational centers, 2 skills centers, 87 early education centers, 4 infant centers, and 81 California State preschools. As reflected in the District's Audited Annual Financial Report for fiscal year 2024-25, 51 of the District's schools were operated as Affiliated Charter Schools in fiscal year 2024-25. In addition, as reflected in the District's Audited Annual Financial Report for fiscal year 2024-25, the District oversaw 218 Fiscally Independent Charter Schools within the District's boundaries in fiscal year 2024-25. See APPENDIX A – "DISTRICT FINANCIAL INFORMATION AND REGIONAL ECONOMIC AND DEMOGRAPHIC INFORMATION – STATE FUNDING OF SCHOOL DISTRICTS – Charter School Funding."

Additional information on the District is set forth in Appendices A and B. See APPENDIX A – "DISTRICT FINANCIAL INFORMATION AND REGIONAL ECONOMIC AND DEMOGRAPHIC INFORMATION" and APPENDIX B – "AUDITED ANNUAL FINANCIAL REPORT OF THE DISTRICT FOR FISCAL YEAR ENDED JUNE 30, 2025."

For information regarding potential additional financings the District may undertake, see APPENDIX A – "DISTRICT FINANCIAL INFORMATION AND REGIONAL ECONOMIC AND DEMOGRAPHIC INFORMATION – DISTRICT FINANCIAL INFORMATION – Future Financings."

Recent Significant Events

As discussed in more detail in Appendix A to this Official Statement, the District has recently negotiated tentative agreements or agreements in principle with three of its largest employee bargaining

units, the United Teachers Los Angeles ("UTLA"), Service Employees International Union Local 99 ("SEIU") and AALA/Teamsters 2010 ("AALA"). See "DISTRICT FINANCIAL INFORMATION — Employees and Labor Relations – *General*" and "- *Negotiations Regarding* Labor *Contracts*" in Appendix A to this Official Statement. In response to determinations that negotiations between the District and these bargaining units were at an impasse, these three unions threatened to go out on strike together on April 14, 2026. That action was averted with the tentative agreements reached on April 12, 2026 with UTLA and AALA/Teamsters 2010 and the agreement in principle reached with SEIU on April 14, 2026 (collectively, the "Proposed Agreements"). Under the Proposed Agreement with UTLA, the District agreed to significant staff pay raises varying from 8.0% to over 30% for the current fiscal year and the next fiscal year, a restructured salary scale and an increase in starting salaries for teachers.

Together with Proposed Agreements with the other two unions, the increased financial burden on the District is anticipated to be approximately $1.2 billion annually at full implementation. The District estimates that over the three-year term of the fiscal year 2026-27 budget, including the multi-year projections for fiscal years 2027-28 and 2028-29, approximately $3.8 billion of solutions will be necessary in order to achieve a balanced budget for that period. Possible budget solutions include reductions in discretionary allocations to schools, reductions in force and/or positions, reductions in non-labor spending such as contracted services, and the availability of additional State revenues under the State budget for fiscal year 2026-27 that were not reflected in the 2025-26 Second Interim Report.

The District had notified about 3,200 employees in February 2026 that they were at risk of losing their positions, being re-assigned or employed on a reduced basis. Under the Proposed Agreements, approximately 220 of these employees are no longer eligible to be released. See "DISTRICT FINANCIAL INFORMATION – Employees and Labor Relations- *Reduction in Force and Release Notices*" in Appendix A to this official Statement.

Prior to the negotiation of the Proposed Agreements, the Los Angeles County Office of Education ("LACOE"), which provides financial oversight to all the school districts within the County, had determined that the District's deficit spending had increased in recent years, resulting in a negative 1.13% reserve balance projected for the 2027-28 fiscal year. In its review of the District's 2025-26 Second Interim Report, LACOE noted that the District Board needed to assess staffing, school capacity and enrollment trends to develop a financial approach that would avoid insolvency. The LACOE analysis preceded the negotiation of the Proposed Agreements and therefore did not take their terms into account. There can be no assurance that the District will be able to implement sufficient spending cuts to restore its reserve balances to satisfy both the 5% minimum reserve threshold established by the District and the 1% statutory reserve requirement for future fiscal years, as further described under the heading "DISTRICT FINANCIAL INFORMATION – District Financial Policies and Related Practices – *Operating Reserve*s" in Appendix A to this Official Statement.

The District continues to experience significant reductions in enrollment throughout its schools, estimated at about 3.37% for the 2026-27 fiscal year. While State funding of education is largely based on Average Daily Attendance ("ADA") (see Appendix A – "DISTRICT FINANCIAL INFORMATION – Enrollment and Average Daily Attendance"), enrollment is a primary driver of ADA. Declines in enrollment translate to reductions in State funding for District operations, about 85% of which is used to fund employee salaries and benefits. In addition, an independent actuarial report recently estimated the District's liability, as of June 30, 2026, for claims lodged against the District under AB 218 and similar sexual abuse and molestation claims (losses and allocated Loss Adjustment expenses) at approximately $900 million. See Appendix A – DISTRICT FINANCIAL INFORMATION – Risk Management and Litigation – *Sexual Misconduct Cases*" herein.

The District's ability to reduce its deficit spending depends on a number of factors, some of which are not wholly within its control. Continuing declines in student enrollment could reduce State funding to such a degree that the District could not honor its financial commitments, which could in turn result in the appointment of a State or County administrator. If the District's financial condition does not improve, it may lack sufficient resources to fund all necessary programs and services. **The Bonds are payable solely from *ad valorem* tax revenues collected by the County and not from the General Fund of the District**.

When a school district is under fiscal duress, the County Superintendent of Schools is authorized to take actions to ensure it meets its financial obligations, which may include a request for an emergency appropriation from the State. Depending on the size of the emergency appropriation, a trustee may be appointed to serve the school district, or if the appropriation is for greater than 200% of its recommended reserves, an administrator would be appointed by the County, which takes over the powers of the Board, such that the Board becomes merely advisory for a period of at least one year. This process is further described under the heading "DISTRICT FINANCIAL INFORMATION - District Budget – District Interim Financial Reports" in APPENDIX A hereto. However, such a trustee or administrator would not have the power to restructure any of the Proposed Agreements prior to their expiration, without re-entering negotiations with the employee bargaining units represented by such Proposed Agreements. The Proposed Agreement with UTLA is scheduled to expire on June 30, 2027, the Proposed Agreement with SEIU is scheduled to expire on June 30, 2027, and the Proposed Agreement with AALA is scheduled to expire on June 30, 2028. A State or County trustee or administrator could not grant the District the authority to file for Chapter 9 if it cannot meet its financial obligations or becomes insolvent under current State law.

The circumstances under which the District may become a debtor in a proceeding under Chapter 9 of the Bankruptcy Code, if authorized by the State Superintendent of Public Instruction, are discussed under "LEGAL MATTERS – Possible Limitations on Remedies: Bankruptcy" herein.

The District's General Obligation Bond Program

Voters within the District have approved a total of $36.605 billion of general obligation bonds in seven separate bond elections since 1997, as delineated in Table 1 below, a portion of which are currently outstanding. Prior to the issuance of the Bonds, a total of approximately $21.356 billion of the approved general obligation bonds will have been issued, with approximately $15.249 billion remaining to be issued under the bond authorizations listed below (collectively, the "Authorizations"). See "SECURITY AND SOURCE OF PAYMENT FOR THE BONDS – The District's General Obligation Bond Program and Bonding Capacity."

[Remainder of page intentionally left blank]

TABLE 1
LOS ANGELES UNIFIED SCHOOL DISTRICT
General Obligation Bond Authorizations

Bond Authorization	Date Authorized by Voters	Percentage Approval[1]	Amount Authorized ($ Billions)	Amount Issued[2] ($ Billions)	Amount Unissued[2] ($ Billions)	Purposes
Proposition BB	April 8, 1997	71%	$ 2.400	$ 2.400	$0.000	Health and safety improvements, computer technology and science labs, air conditioning and new construction
Measure K	November 5, 2002	68	3.350	3.350	0.000	New construction, acquisition, rehabilitation and upgrading of specifically identified school facilities
Measure R	March 2, 2004	63	3.870	3.870	0.000	New construction, acquisition, rehabilitation and upgrading of specifically identified school facilities, and installation and upgrading of information-technology infrastructure
Measure Y	November 8, 2005	66	3.985	3.985	0.000	New construction, acquisition, rehabilitation and upgrading of specifically identified school facilities, and installation and upgrading of information-technology infrastructure
Measure Q	November 4, 2008	69	7.000	5.151[3]	1.849[3]	New construction, acquisition, rehabilitation and upgrading of specifically identified school facilities, and installation and upgrading of information-technology infrastructure
Measure RR	November 3, 2020	71	7.000	1.900[3]	5.100[3]	New construction, acquisition, rehabilitation and upgrading of specifically identified school facilities, and implementing Coronavirus Disease 2019 ("COVID-19") pandemic facility safety standards
Measure US	November 5, 2024	68	9.000	0.700[3]	8.300[3]	New construction, acquisition, rehabilitation and upgrading of specifically identified school facilities, and installation and upgrading of information-technology infrastructure
	Total		$36.605	$21.356	$15.249	

(1) Measure K, Measure R, Measure Y, Measure Q, Measure RR, and Measure US were approved pursuant to the provisions of Proposition 39, which requires approval of at least 55% of voters voting on the proposition. Proposition BB was approved pursuant to the provisions of Proposition 46, which requires approval of at least two-thirds of voters voting on the proposition.

(2) Totals may not add due to rounding. See also APPENDIX A – "DISTRICT FINANCIAL INFORMATION AND REGIONAL ECONOMIC AND DEMOGRAPHIC INFORMATION – DISTRICT FINANCIAL INFORMATION – District Debt – *General Obligation Bonds*" for the amounts of outstanding general obligation bonds under the referenced Authorizations. Excludes general obligation refunding bonds.

(3) Prior to issuance of the Bonds.

Source: Los Angeles Unified School District.

In addition to the bond proceeds from the seven Authorizations referred to above, the District has received State-matching funds and other revenue sources to fund the general obligation bond program's various projects. The District may continue to receive other revenue sources, including State-matching funds; however, additional funding is not guaranteed. The District's general obligation bond program completed all projects that enabled the District to operate all schools on a traditional two-semester calendar in the 2018-19 school year. In addition, approximately 24,900 new school construction, rehabilitation, modernization and replacement projects, which are intended to upgrade facilities and improve the learning environment for students, have been completed. The program includes, among other things, various school facilities improvements for campus safety and security, computer technology, sustainability, information technology systems and school buses.

Authority and Purpose for Issuance of the Bonds

The Bonds are issued pursuant to provisions of Section 1(b)(3) of Article XIIIA of the State Constitution, Chapters 1 and 1.5 of Part 10 of Division 1 of Title 1 of the California Education Code and other applicable law, the Measure Q Authorization (defined below), the Measure RR Authorization (defined below), the Measure US Authorization (defined below) and the Resolutions.

A portion of the proceeds of the Bonds attributable to the Measure Q Authorization (defined below) will, after payment of costs of issuance thereto, fund certain school projects (collectively, the "Measure Q Projects") approved by voters in the November 4, 2008 election approving Measure Q (the "Measure Q Authorization"). A portion of the proceeds of the Bonds attributable to the Measure RR Authorization (defined below) will, after payment of costs of issuance thereto, fund certain school projects (collectively, the "Measure RR Projects") approved by voters in the November 3, 2020 election approving Measure RR (the "Measure RR Authorization"). A portion of the proceeds of the Bonds attributable to the Measure US Authorization (defined below) will, after payment of costs of issuance thereto, fund certain school projects (collectively, the "Measure US Projects") approved by voters in the November 5, 2024 election approving Measure US (the "Measure US Authorization"). A portion of the proceeds of the Bonds is also expected to fund capitalized interest on a portion of the Bonds through [July 1, 20__][*], pay principal on the Federally Taxable Bonds, and pay costs of issuance of the Bonds. See "PLAN OF FINANCE" and "ESTIMATED SOURCES AND USES OF FUNDS."

Security and Source of Payment for the Bonds

The Bonds are payable from *ad valorem* property taxes to be levied within the District pursuant to the California Constitution, other State law, Measure Q, Measure RR and Measure US. The Board of Supervisors of the County is empowered and is obligated to levy *ad valorem* property taxes upon all property subject to taxation by the District, without limitation as to rate or amount (except as to certain personal property which is taxable at limited rates), for the payment of principal of and interest on the Bonds, all as more fully described herein. Such *ad valorem* property taxes are deposited in the related Interest and Sinking Fund of the District, which is established for the Bonds and held by the County and may only be applied to pay the principal of, redemption premium, if any, and interest on the Bonds. Pursuant to the Resolutions, the term "Interest and Sinking Fund" means each interest and sinking fund of the District, designated to correspond to the applicable general obligation bonds or general obligation refunding bonds of the District and related voter-approved bond measure of the District established for such bonds and used only for payment of principal of and interest on such bonds.

Pursuant to the District Resolution, the District pledges and grants a lien on and security interest in, all revenues from the property taxes collected from the levy by the Board of Supervisors with respect to each voter-approved bond measure of the District for payment of bonds issued under such measure of the District and all amounts on deposit in any Interest and Sinking Fund of the District for the payment of the

principal or redemption price of and interest on such bonds. The District Resolution provides that this pledge and grant is valid and binding from the date of adoption of the District Resolution for the benefit of the owners of such bonds and successors thereto. The District Resolution further provides that the property taxes and amounts held in each Interest and Sinking Fund of the District are immediately subject to this pledge and grant, and that this pledge and grant constitutes a lien and security interest which immediately attaches to the property taxes and amounts held in such Interest and Sinking Fund of the District to secure the payment of such bonds and is effective, binding, and enforceable against the District, its successors, creditors and all others irrespective of whether those parties have notice of the pledge or grant, and without the need of any physical delivery, recordation, filing, or further act.

The District Resolution provides that this pledge and grant is an agreement between the District and the owners of each series of Bonds and of each issue of outstanding general obligation bonds to provide security for each series of Bonds and all such other general obligation bonds and general obligation refunding bonds of the District in addition to any statutory lien that may exist, and each such issue of general obligation bonds and general obligation refunding bonds of the District are or were issued to finance or refinance, as applicable, one or more of the projects specified in the applicable voter-approved measure and not to finance the general purposes of the District. In accordance with Section 15251 of the Education Code, such bonds are also automatically secured by a statutory lien on all revenues received pursuant to the levy and collection of the tax for the applicable Measure. See "SECURITY AND SOURCE OF PAYMENT FOR THE BONDS."

Cybersecurity

School districts, like other governmental and business entities, face significant risks relating to the use and application of computer software and hardware for educational, operational and management purposes. The District also collects, processes, and distributes an enormous amount of private, protected and personal information on students, staff, parents, visitors, vendors and contractors. As the custodian of such information, the District has faced and may face in the future cybersecurity threats, attacks or incidents from time to time, including the cybersecurity attacks and incident in 2019, 2022 and 2024, as more fully described in Appendix A hereto. Moreover, the District relies on other entities and service providers in the course of operating the District, including the County with respect to the levy and collection of *ad valorem* property taxes and its servers and systems for accounting and other matters, as well as other trustees, fiscal agents, dissemination agents and project management firms. No assurance can be given that future cyber threats and attacks against the District or third-party entities or service providers will not directly or indirectly impact the District or the owners of the Bonds, including the possibility of impacting the timely payments of debt service on the Bonds or timely filings pursuant to the District's continuing disclosure undertakings. See APPENDIX A – "DISTRICT FINANCIAL INFORMATION AND REGIONAL ECONOMIC AND DEMOGRAPHIC INFORMATION – DISTRICT GENERAL INFORMATION – Cybersecurity," for a discussion of prior cyberattacks and incidents, cybersecurity litigation, and the District's responses to prior cyberattacks and incidents.

Federal Funding

The federal government provides funding for several District programs, including special education programs. Federal revenues, most of which are restricted, comprised approximately 7.67% (or approximately $741.9 million) of the District's General Fund revenues for Fiscal Year 2024-25 and are budgeted to comprise approximately 7.75% (or approximately $743.5 million) of General Fund revenues for Fiscal Year 2025-26 as of the 2025-26 Second Interim Report.

On January 27, 2025, the Office of Management and Budget ("OMB") issued a memorandum directing federal agencies to temporarily pause all activities related to the obligation or disbursement of

federal financial assistance, and other relevant activities, that may be implicated by recent executive orders issued under the Trump Administration. On January 29, 2025, OMB rescinded the memorandum. Following the rescission, the White House press secretary noted that the rescission of the memorandum was "[not] a rescission of the federal funding freeze." The U.S. Department of Education released a letter, dated February 14, 2025, notifying schools and colleges to eliminate diversity, equity, and inclusion programs and initiatives by the end of the month or risk losing federal funding. The District cannot predict any action to be taken in carrying out the executive orders nor its effect on the District's federal funding or operations of the District.

On March 20, 2025, President Trump signed an executive order aimed at terminating the United States Department of Education. On June 30, 2025, the Trump Administration announced it would be withholding approximately $6.8 billion in federal funding due to be released on July 1, 2025 for certain Title I, II, III and IV programs, including migrant education, professional development, English-learner services, academic enrichment, before-and after-school programs, and adult basic and literacy education. In the June 30, 2025 announcement, the Trump Administration stated that such program grants were under review and no decision had yet been made for the upcoming academic year. The District cannot predict the types of possible federal funding cuts that may occur or the extent of such cuts, if any, however, the District does not expect the withholding of such federal funds to have a material impact on the District's revenues or operations.

The Trump Administration's proposed federal budget for Fiscal Year 2025-26 proposed the elimination or substantial reduction of many federal education grants, including those discussed above, however those proposals were rejected by Congress, and existing federal K-12 grant programs were maintained with roughly level year-over-year funding. Similarly, in its proposed budget for Fiscal Year 2026-27, released on April 3, 2026, the Trump Administration again proposed eliminating funding for federal education programs, including programs supporting educators' professional development, services for English learners, academic enrichment and student support programs, and others, replacing it with a block grant to states. These proposals would also be subject to Congressional approval. The District cannot predict whether Congress will approve all or any portion of these reductions and eliminations, or if it does, the impact of such actions on its budget.

Other Information

This Official Statement contains brief descriptions of, among other things, the District, the District's general obligation bond program, the Resolutions and certain matters relating to the security and source of payment for the Bonds. Such descriptions and information do not purport to be comprehensive or definitive. All references herein to documents are qualified in their entirety by reference to such documents. Copies of such documents are available for inspection at the District by request to the Office of the Chief Financial Officer at (213) 241-7888 and, following delivery of the Bonds will be on file, as applicable, at the principal office of U.S. Bank Trust Company, National Association, as agent to the Treasurer and Tax Collector of the County, as paying agent (the "Paying Agent"), in Los Angeles, California.

PLAN OF FINANCE

A portion of the proceeds of the Bonds attributable to the Measure Q Authorization will be applied to fund the costs of various components of the Measure Q Projects in accordance with the ballot measure for the Measure Q Authorization. The Measure Q Authorization includes a number of specifically identified projects, which was summarized to the District's voters to include the following: repair/upgrade of aging/deteriorating classrooms, restrooms; upgrade fire/earthquake safety; reduce asbestos, lead paint, air pollution, water quality hazards; build upgrade specialized classrooms students need to meet job/college requirements; and improve classroom internet access.

A portion of the proceeds of the Bonds attributable to the Measure RR Authorization will be applied to fund the costs of various components of the Measure RR Projects in accordance with the ballot measure for the Measure RR Authorization. The Measure RR Authorization includes a number of specifically identified projects, which was summarized to the District's voters to include the following: upgrade classrooms/labs/technology for 21st century learning; implement COVID-19 facilities safety standards; address school facility inequities; reduce asbestos, earthquake and water quality hazards; and replace/renovate aging school classrooms.

A portion of the proceeds of the Bonds attributable to the Measure US Authorization will be applied to fund the costs of various components of the Measure US Projects in accordance with the ballot measure for the Measure US Authorization. The Measure US Authorization includes a number of specifically identified projects, which was summarized to the District's voters to include the following: update school facilities for 21st century student learning and career/college preparedness; improve school facilities for safety, earthquakes and disability access; upgrade plumbing, electrical, HVAC; replace leaky roofs; provide learning technology; and create green outdoor classrooms/schoolyards.

A portion of the proceeds of the Bonds will also be used to pay the costs of issuance of the Bonds, including the underwriters' discount. Premium received from the Bonds will be used to pay capitalized interest on a portion of the Bonds and principal on the Federally Taxable Bonds.

ESTIMATED SOURCES AND USES OF FUNDS

The estimated sources and uses of funds with respect to the Bonds are as follows:

TABLE 2
ESTIMATED SOURCES AND USES OF FUNDS

Estimated Sources of Funds	
Principal Amount	$
[Original Issue Premium]	
Total Sources	$
Estimated Uses of Funds	
Deposit to Building Fund	$
Deposit to Interest and Sinking Fund[(1)]	
Underwriters' Discount	
Costs of Issuance[(2)]	
Total Uses	$

(1) Expected to pay principal and interest on the Federally Taxable Bonds on ___1, 20___ and fund capitalized interest on a portion of the Bonds through [____][*].

(2) Includes fees of Bond Counsel, Disclosure Counsel, Paying Agent, Municipal Advisor, rating agencies, printer, and other miscellaneous expenses.

[*] Preliminary, subject to change.

THE BONDS

General Provisions

The Bonds will be dated their date of delivery, will be issued in book-entry form only, without coupons, in denominations of $5,000 principal amount or any integral multiple thereof, and, when issued, will be initially registered in the name of Cede & Co., as nominee of The Depository Trust Company ("DTC"). DTC will act as securities depository for the Bonds. Owners will not receive physical certificates representing their interest in the Bonds purchased, except in the event that use of the book-entry system for the Bonds is discontinued. Payments of principal of, premium, if any, and interest on the Bonds will be made by the Paying Agent to DTC, which is obligated in turn to remit such payments to its DTC Participants for subsequent disbursement to the beneficial owners of the Bonds. For information about the securities depository and DTC's book-entry system, see APPENDIX C – "BOOK-ENTRY ONLY SYSTEM."

The Bonds mature in the years and on the dates set forth on the inside front cover page hereof. Interest on the Federally Taxable Bonds maturing on _____, 1, 20__ is payable only at maturity on _____1, 20__. Interest on the Bonds maturing on and after _____ 1, 202___ (the "Tax-Exempt Bonds") is payable on each January 1 and July 1 to maturity, commencing on _____ 1, 202___. Each such instance where interest on the Bonds becomes due is an "Interest Payment Date". Interest on the Bonds will be computed based on a 360-day year of twelve 30-day months. Each Bond will bear interest from the Interest Payment Date next preceding the date of authentication thereof, unless it is authenticated as of a date during the period from the 15th day of the calendar month immediately preceding such Interest Payment Date, inclusive, whether or not such day is a business day (each, a "Record Date") to such Interest Payment Date, in which event it shall bear interest from such Interest Payment Date, or unless it is authenticated on or before the Record Date preceding the first Interest Payment Date, in which event it shall bear interest from the date of delivery of the Bonds.

Redemption*

Optional Redemption. The Bonds maturing on or after July 1, 20[__], are subject to redemption prior to their respective stated maturity dates, at the option of the District, from any source of available funds, as a whole or in part on any date on or after January 1, 20[__], at a redemption price equal to the principal amount of such Bonds called for redemption, together with interest accrued thereon to the date of redemption, without premium.

Mandatory Sinking Fund Redemption. The Bonds maturing on July 1, 20[__] are subject to mandatory sinking fund redemption on July 1 in each of the years and in the respective principal amounts as set forth in the following schedule, at a redemption price equal to 100% of the principal amount thereof to be redeemed, together with interest accrued thereon to the date fixed for redemption, without premium:

Mandatory Sinking Fund Redemption Date (July 1)	Principal Amount to be Redeemed
†	

* Preliminary; subject to change.

† Maturity.

The principal amount to be redeemed in each year shown above will be reduced proportionately, or as otherwise directed by the District, in integral multiples of $5,000 principal amount, by any portion of such term bonds optionally redeemed prior to the mandatory sinking fund redemption date.

Selection of Bonds upon Redemption. If less than all of the Bonds of a series, if any, are subject to such redemption and are called for redemption, such Bonds shall be redeemed as directed by the District. If less than all of the Bonds of any given maturity are called for redemption, the portions of such Bonds of a given maturity to be redeemed shall be determined by lot in any manner deemed fair by the Paying Agent.

Notice of Redemption. Notice of any redemption of any Bonds is required to be mailed by the Paying Agent, postage prepaid, not less than twenty (20) nor more than sixty (60) days prior to the redemption date (i) by first class mail to the County and the respective Owners thereof at the addresses appearing on the bond registration books, and (ii) as may be further required in accordance with the Continuing Disclosure Certificate relating to the Bonds.

Each notice of redemption is required to contain the following: (i) the date of such notice; (ii) the name of the Bonds and the date of issue of such Bonds; (iii) the redemption date; (iv) the redemption price; (v) the dates of maturity or maturities of the Bonds to be redeemed; (vi) if less than all of the Bonds of any maturity are to be redeemed, the distinctive numbers of the Bonds of each maturity to be redeemed; (vii) in the case of Bonds redeemed in part only, the respective portions of the principal amount of the Bonds of each maturity to be redeemed; (viii) the CUSIP number, if any, of each maturity of Bonds to be redeemed; (ix) a statement that such Bonds must be surrendered by the Owners at the principal corporate trust office of the Paying Agent, or at such other place or places designated by the Paying Agent; (x) notice that further interest on such Bonds will not accrue after the designated redemption date; and (xi) in the case of a conditional notice, that such notice is conditioned upon certain circumstances and the manner of rescinding such conditional notice.

Effect of Notice. A certificate of the Paying Agent that the notice of redemption that has been given to Owners as herein provided shall be conclusive as against all parties. Neither the failure to receive the notice of redemption nor any defect in such notice shall affect the sufficiency of the proceedings for the redemption of the Bonds called for redemption or the cessation of interest on the date fixed for redemption. When notice of redemption has been given substantially as provided for in the County Resolution, and when the redemption price of such Bonds called for redemption is set aside for the purpose as described in the County Resolution the Bonds designated for redemption shall become due and payable on the specified redemption date and interest shall cease to accrue thereon as of the redemption date, and upon presentation and surrender of such Bonds at the place specified in the notice of redemption, such Bonds are required to be redeemed and paid at the redemption price thereof out of the money provided therefor. The Owners of such Bonds so called for redemption after such redemption date shall be entitled to payment thereof only from the related Interest and Sinking Fund of the District or the trust fund established for such purpose. All Bonds redeemed will be cancelled forthwith by the Paying Agent and will not be reissued.

Right to Rescind Notice. The District may rescind any optional redemption and notice thereof for any reason on any date prior to the date fixed for redemption by causing written notice of the rescission to be given to the owners of the Bonds so called for redemption. Any optional redemption and notice thereof shall be rescinded if for any reason on the date fixed for redemption moneys are not available in the related Interest and Sinking Fund of the District or otherwise held in trust for such purpose in an amount sufficient to pay in full on said date the principal of and premium, if any, and interest due on the Bonds called for redemption. Notice of rescission of redemption shall be given in the same manner in which notice of redemption was originally given. The actual receipt by the owner of any Bond of notice of such rescission

shall not be a condition precedent to rescission, and failure to receive such notice or any defect in such notice shall not affect the validity of the rescission.

Redemption Fund. Prior to or on the redemption date of any Bonds, there shall be available, in the related Interest and Sinking Fund of the District, or held in trust for such purpose as provided by law, moneys for the purpose and sufficient to redeem, at the redemption prices as provided therefor, the Bonds designated in the notice of redemption. Such monies set aside for the Bonds are required to be applied on or after the redemption date solely for payment of principal of and premium, if any, and interest due on the Bonds to be redeemed upon presentation and surrender of such Bonds provided that all monies in the related Interest and Sinking Fund of the District shall be used for the purposes established and permitted by law. Any interest due on or prior to the redemption date shall be paid from the related Interest and Sinking Fund of the District, unless otherwise provided to be paid from such monies held in trust. If, after all of the Bonds have been redeemed and cancelled or paid and cancelled, there are monies remaining in the related Interest and Sinking Fund of the District or otherwise held in trust for the payment of the redemption price of such Bonds, the moneys are required to be held in or returned or transferred to any Interest and Sinking Fund of the District for payment of any outstanding bonds of the District payable from such fund; provided, however, that if those monies are part of the proceeds of bonds of the District, the monies shall be transferred to the fund created for the payment of principal of and interest on such bonds. If no such bonds of the District are at such time outstanding, the moneys shall be transferred to the general fund of the District as provided and permitted by law.

Defeasance and Unclaimed Moneys

Defeasance. If at any time the District pays or causes to be paid or there shall otherwise be paid to the Owners of any or all of the outstanding Bonds all or any part of the principal of and premium, if any, and interest on such Bonds at the times and in the manner provided in the County Resolution and in such Bonds, or as provided in the following paragraph, or as otherwise provided by law consistent herewith, then such Owners of such Bonds shall cease to be entitled to the obligation of the District as provided in the County Resolution and such obligation and all agreements and covenants of the District and of the County to such Owners under the County Resolution and such Bonds shall thereupon be satisfied and discharged and shall terminate, except only that the District shall remain liable for payment of all principal of and premium, if any, and interest on such Bonds, but only out of monies on deposit in the related Interest and Sinking Fund of the District or otherwise held in trust for such payment; and provided further, however, that the provisions of the County Resolution shall apply in all events. See "– Unclaimed Moneys" below.

The District may pay and discharge any or all of the Bonds by depositing in trust with the Paying Agent or an escrow agent selected by the District, at or before maturity, money and/or Defeasance Securities (as defined herein), in an amount which will, together with the interest to accrue thereon and available monies then on deposit in the related Interest and Sinking Fund of the District, be fully sufficient to pay and discharge the indebtedness on such Bonds (including all principal, interest and redemption premiums) at or before their respective maturity dates.

The term "Defeasance Securities" means (i) non-callable direct and general obligations of the United States of America (including state and local government series), or obligations that are unconditionally guaranteed as to principal and interest by the United States of America, including, in the case of direct and general obligations of the United States of America, evidences of direct ownership of proportionate interests in future interest or principal payments of such obligations; provided that investments in such proportionate interests must be limited to circumstances wherein (a) a bank or trust company acts as custodian and holds the underlying United States obligations; (b) the owner of the investment is the real party in interest and has the right to proceed directly and individually against the obligor of the underlying United States obligations; and (c) the underlying United States obligations are

held in a special account, segregated from the custodian's general assets, and are not available to satisfy any claim of the custodian, any person claiming through the custodian, or any person to whom the custodian may be obligated; (ii) non-callable obligations of government sponsored agencies that are rated in one of the two highest rating categories assigned by Standard & Poor's Ratings Services, a Standard & Poor's Financial Services LLC business ("S&P") or Moody's Investors Service ("Moody's"), but in each case the obligations are not guaranteed by a pledge of the full faith and credit of the United States of America; and (iii) Advance Refunded Municipal Securities (defined herein).

The term "Advance Refunded Municipal Securities" means any bonds or other obligations of any state of the United States of America or of any agency, instrumentality or local government unit of any such state (i) which are not callable prior to maturity or as to which irrevocable instructions have been given to the trustee, fiscal agent, or other fiduciary for such bonds or other obligations by the obligor to give due notice of redemption and to call such bonds or other obligations for redemption on the date or dates specified in such instructions, (ii) which are secured as to principal of, premium, if any, and interest by a fund consisting only of cash, direct United States or United States guaranteed obligations, or any combination thereof, which fund may be applied only to the payment of such principal of, premium, if any, and interest on such bonds or other obligations on the maturity date or dates thereof or the redemption date or dates specified in the irrevocable instructions referred to in clause (i) above, as appropriate, and (iii) as to which the principal of, premium, if any, and interest on the bonds and obligations of the character described in clause (i) above which have been deposited in such fund, along with any cash on deposit in such fund, have been verified by an independent certified public accountant as being sufficient to pay principal of, premium, if any, and interest on such bonds or other obligations on the maturity date or dates thereof or on the redemption date or dates specified in the irrevocable instructions referred to in clause (i) above, as applicable.

Unclaimed Moneys. Any money held in any fund created pursuant to the County Resolution or by the Paying Agent or an escrow agent in trust, for the payment of the principal of, premium, if any, and interest on the Bonds, and remaining unclaimed for two years after the principal of all of the Bonds has become due and payable (whether by maturity or upon prior redemption) shall be transferred to any Interest and Sinking Fund of the District for payment of any outstanding bonds of the District payable from that fund; or, if no such bonds of the District are at such time outstanding, the monies shall be transferred to the general fund of the District as provided and permitted by law.

SECURITY AND SOURCE OF PAYMENT FOR THE BONDS

General Description

The Bonds are payable from *ad valorem* property taxes to be levied within the District pursuant to the California Constitution and other State law. In order to provide sufficient funds for repayment of principal and interest when due on the Bonds, the Board of Supervisors of the County is empowered and is obligated to levy *ad valorem* property taxes upon all property subject to taxation by the District, without limitation as to rate or amount (except as to certain personal property which is taxable at limited rates). When collected, such *ad valorem* property taxes are required by law to be deposited in the related Interest and Sinking Fund of the District, which is established for each series of the Bonds and held and maintained by the County and may only be applied to pay the principal of, redemption premium, if any, and interest on the applicable Bonds. Such taxes are in addition to but separate from other taxes levied upon property within the District that are deposited by the County in the General Fund of the District. The District does not receive such funds, nor are they available to pay any of the District's operating expenses.

Under California law, the District's funds are required to be held by the Treasurer and Tax Collector of the County (the "County Treasurer"). All funds held by the County Treasurer in each Interest and Sinking

Fund of the District are expected to be invested at the discretion of the County Treasurer on behalf of the District in such investments as are authorized by Section 53601 and following of the California Government Code and the investment policy of the County, as either may be amended or supplemented from time to time. See APPENDIX F – "THE LOS ANGELES COUNTY TREASURY POOL."

Pledge of Tax Revenues

Pursuant to the District Resolution, the District pledges and grants a lien on and security interest in, all revenues from the property taxes collected from the levy by the Board of Supervisors with respect to each voter-approved bond measure of the District and related refunding bonds for payment of bonds issued under such measure of the District or refunded and all amounts on deposit in any Interest and Sinking Fund of the District for the payment of the principal or redemption price of and interest on such bonds. The District Resolution provides that this pledge and grant is valid and binding from the date of adoption of such resolution for the benefit of the owners of such bonds and successors thereto. The District Resolution further provides that the property taxes and amounts held in each Interest and Sinking Fund of the District are immediately subject to this pledge and grant, and this pledge and grant constitutes a lien and security interest which immediately attaches to the property taxes and amounts held in such Interest and Sinking Fund of the District to secure the payment of such bonds and is effective, binding, and enforceable against the District, its successors, creditors and all others irrespective of whether those parties have notice of the pledge or grant, and without the need of any physical delivery, recordation, filing, or further act. The District Resolution provides that this pledge and grant is an agreement between the District and the owners of the Bonds and of each issue of outstanding general obligation bonds and general obligation refunding bonds to provide security for the Bonds and all such other general obligation bonds and general obligation refunding bonds of the District in addition to any statutory lien that may exist, and each such issue of general obligation bonds and general obligation refunding bonds of the District are or were issued to finance or refinance, as applicable, one or more of the projects specified in the applicable voter-approved measure and not to finance the general purposes of the District. In accordance with Section 15251 of the Education Code, such bonds are also automatically secured by a statutory lien on all revenues received pursuant to the levy and collection of the tax for the applicable measure. See " – Statutory Lien on Taxes (Senate Bill 222)" below.

The pledge of tax revenues provided for in the District Resolution specifies that said lien secures the Bonds and other bonds that may be issued in the future. Further, previous general obligation bonds of the District have been issued under resolutions which pledge tax revenues to secure the general obligation bonds and the general obligation refunding bonds issued thereunder and the District may provide for a similar pledge of tax revenues in resolutions adopted in the future that authorize general obligation bonds and general obligation refunding bonds. The District Resolution does not specify the relative priority of obligations so secured or a method of allocation in the event that the revenues received pursuant to the levy and collection of the tax are insufficient to pay all amounts then due and owing that are secured by the lien of the pledges.

Statutory Lien on Taxes (Senate Bill 222)

Pursuant to Section 53515 of the California Government Code (which became effective on January 1, 2016, as part of Senate Bill 222), all general obligation bonds issued by local agencies, including refunding bonds, will be secured by a statutory lien on all revenues received pursuant to the levy and collection of the tax. California Education Code Section 15251 provides for a similar lien for bonds issued and sold by school districts (including the Bonds) pursuant to Chapter 1 of Part 10 of Division 1 of Title 1 of the California Education Code. Section 53515 of the California Government Code and Section 15251 of the California Education Code provide that the lien will automatically arise, without the need for any action or authorization by the local agency or its governing board, and will be valid and binding from the time the

Bonds are executed and delivered. Section 53515 and Section 15251 further provide that the revenues received pursuant to the levy and collection of the tax will be immediately subject to the lien, and the lien will immediately attach to the revenues and be effective, binding and enforceable against the local agency or school district, as applicable, its successor, transferees and creditors, and all others asserting rights therein, irrespective of whether those parties have notice of the lien and without the need for physical delivery, recordation, filing or further act.

This statutory lien, by its terms, secures not only the Bonds, but also any other bonds of the District payable, as to both principal and interest, from the proceeds of *ad valorem* property taxes that may be levied pursuant to paragraphs (2) and (3) of subdivision (b) of Section 1 of Article XIII A of the California Constitution. The statutory lien provision does not specify the relative priority of obligations so secured or a method of allocation in the event that the revenues received pursuant to the levy and collection of the tax are insufficient to pay all amounts then due and owing that are secured by the statutory lien.

California Constitutional and Statutory Provisions Relating to *Ad Valorem* Property Taxes

Article XIIIA of the California Constitution. On June 6, 1978, California voters approved Proposition 13, adding Article XIIIA to the California Constitution. Article XIIIA limits the amount of any *ad valorem* property tax on real property to 1% of the full cash value thereof, except that additional *ad valorem* property taxes may be levied to pay debt service (i) on indebtedness approved by the voters prior to July 1, 1978, (ii) (as a result of an amendment to Article XIIIA approved by California voters on June 3, 1986) on bonded indebtedness for the acquisition or improvement of real property that has been approved on or after July 1, 1978 by two-thirds of the voters voting on such indebtedness, and (iii) (as a result of a constitutional amendment approved by California voters on November 7, 2000) on bonded indebtedness incurred for the construction, reconstruction, rehabilitation, or replacement of school facilities, including the furnishing and equipping of school facilities, or the acquisition or lease of real property for school facilities, approved by 55% of the voters voting on the bond measure. Article XIIIA effectively prohibits the levying of any other *ad valorem* property tax above the 1% limit except for taxes to support indebtedness approved by the voters as described above.

Article XIIIA defines full cash value to mean "the county assessor's valuation of real property as shown on the 1975-1976 tax bill under full 'cash value,' or thereafter, the appraised value of real property when purchased, newly constructed, or a change in ownership have occurred after the 1975 assessment." Assessed value may be adjusted annually to reflect inflation at a rate not to exceed 2% per year, or to reflect a reduction in the consumer price index or comparable data for the area under taxing jurisdiction, or may be reduced in the event of declining property value caused by substantial damage, destruction or other factors. As a result, property that has been owned by the same taxpayer for many years can have an assessed value that is much lower than the market value of the property. Similar property that has recently been acquired may have a substantially higher assessed value reflecting the recent acquisition price. Increases in assessed value in a taxing area due to the change in ownership of property may occur even when the rate of inflation or consumer price index do not permit an increase in assessed valuation of property that does not change ownership. Proposition 13 has had the effect of stabilizing assessed valuation such that it does not fluctuate as significantly as the market value of property, but instead gradually changes as longer owned residential properties are transferred and reassessed upon such transfer. On June 18, 1992, the United States Supreme Court issued a decision upholding the constitutionality of Article XIIIA (*Nordlinger v. Hahn*, 112 S. Ct. 2326, 120 L. Ed. 2d 1 (1992)).

Article XIIIA has subsequently been amended to permit reduction of the full cash value base in the event of declining property values caused by damage, destruction, or other factors to provide that there would be no increase in the full cash value base in the event of reconstruction of property damaged or destroyed in a disaster and in other minor or technical ways. Proposition 8, approved by the voters in

November of 1978, provides for the enrollment of the lesser of the base year value or the market value of real property, taking into account reductions in value due to damage, destruction, depreciation, obsolescence, removal of property, or other factors causing a similar decline. In these instances, the market value is required to be reviewed annually until the market value exceeds the base year value. The assessed value increases to its pre-reduction level (escalated to the annual inflation rate of no more than 2%) following the year(s) for which the reduction is applied. Reductions in assessed value could result in a corresponding increase in the annual tax rate levied by the County to pay debt service on the Bonds. See also "-Assessed Valuation of Property Within the District - *2025 Wildfires*" herein.

***Legislation Implementing Article XIIIA*.** Legislation has been enacted and amended a number of times since 1978 to implement Article XIIIA. Under current law, local agencies are no longer permitted to levy directly any property tax (except to pay voter-approved indebtedness). The 1% property tax is automatically levied by the County and distributed according to a formula among taxing agencies. The formula apportions the tax roughly in proportion to the relative shares of taxes levied prior to 1979.

Increases of assessed valuation resulting from reappraisals of property due to new construction, change in ownership or from the 2% annual adjustment are allocated among the various jurisdictions in the "taxing area" based upon their respective "situs." Any such allocation made to a local agency continues as part of its allocation in future years. All taxable property is shown at full assessed value on the tax rolls. Consequently, the 1% tax rate is expressed as $1 per $100 of taxable value.

Proposition 19. On November 3, 2020, State voters approved Proposition 19, a legislatively referred constitutional amendment ("Proposition 19"), which amends Article XIII A to (i) expand special rules that give property tax savings to homeowners that are over the age of 55, severely disabled, or whose property has been impacted by wildfire or natural disaster, when they buy a different home; (ii) narrow existing special rules for inherited properties; and (iii) dedicate most of the potential new State revenue generated from Proposition 19 toward fire protection. The District cannot make any representation regarding the effect Proposition 19 may have on District revenues or the assessed valuation of real property in the District. Any reduction of assessed valuation, however, would result in a corresponding increase in the annual tax rate levied by the County to pay the debt service on the Bonds.

Prospective purchasers of the Bonds should be aware that, notwithstanding any decrease in assessed valuation for any fiscal year, the County is required to levy sufficient taxes to pay debt service on the Bonds. The consequence of any decrease in assessed valuation is a corresponding increase in the tax rate on taxable property so that sufficient tax revenues may be collected from taxpayers to pay debt service on the Bonds in full when due. Increases in tax rates, however, may impact the ability or willingness of taxpayers to pay their property taxes. See "– Tax Rates, Levies and Collections."

Assessed Valuation of Property Within the District

General. As required by State law, the District uses the services of the County for the assessment and collection of taxes for District purposes. District taxes are collected at the same time and on the same tax rolls as are the County, the City of Los Angeles, and other local agency and special district taxes.

State law exempts $7,000 of the full cash value of an owner-occupied dwelling from property tax, but this exemption does not result in any loss of revenue to local entities, including the District, because an amount equivalent to the taxes which would have been payable on such exempt values is paid by the State to the County for distribution to local agencies. The County levies property taxes on behalf of taxing agencies in the County for each fiscal year on taxable real and personal property which is situated in the County as of the preceding January 1. Upon a change in ownership of property or completion of new

construction, however, State law permits the County to recognize changes in the assessed valuation of real property before the next regular assessment role is complete in order to levy taxes based on the new assessed value. In such instances, the property is reassessed and a supplemental tax bill is sent to the new owner based on the new value prorated for the balance of the tax year.

The fiscal year 2025-26 Assessment Roll for property within the District's boundaries reflects an increase of approximately 3.62% in assessed value from the prior year. Under State law, in addition to reassessments requested by property owners pursuant to Proposition 8 when the current market value of property is less than assessed value as of January 1, the county assessor annually initiates reviews of property for reassessments due to decline-in-value. See "*—Appeals of Assessed Valuation; Blanket Reductions of Assessed Values"* below.

TABLE 3
LOS ANGELES UNIFIED SCHOOL DISTRICT
Historical Gross Assessed Valuation of Taxable Property[(1)]
Fiscal Years 2010-11 through 2025-26
($ in thousands)

Fiscal Year	Secured[(2)]	Unsecured	Total[(2)]	Change From Prior Year	Percent Change
2010-11	$442,092,473	$21,753,078	$463,845,551	$(11,131,740)	(2.34%)
2011-12	447,830,204	21,265,021	469,095,225	5,249,674	1.13%
2012-13	458,767,053	21,308,439	480,075,492	10,980,267	2.34
2013-14	482,043,584	21,634,336	503,677,920	23,602,428	4.92
2014-15	510,371,502	22,562,705	532,934,207	29,256,287	5.81
2015-16	546,807,059	23,362,404	570,169,464	37,235,257	6.99
2016-17	581,473,213	24,495,794	605,969,007	35,799,543	6.28
2017-18	619,162,082	25,342,665	644,504,747	38,535,740	6.36
2018-19	665,355,078	27,377,547	692,732,625	48,227,878	7.48
2019-20	710,954,606	28,442,486	739,397,092	46,664,467	6.73
2020-21	759,004,739	28,679,270	787,684,010	48,286,918	6.53
2021-22	790,822,215	27,581,051	818,403,266	30,719,256	3.90
2022-23	848,435,713	29,196,328	877,632,041	59,228,775	7.24
2023-24	898,345,149	31,634,928	929,980,077	52,348,036	5.96
2024-25	940,379,767	32,489,350	972,869,117	42,889,040	4.61
2025-26	972,869,117	972,869,117	972,869,117	972,869,117	3.62

(1) Full cash value.
(2) Includes utility valuations.
Source: California Municipal Statistics, Inc.

Assessed Valuation Reductions. Assessments may be adjusted during the course of the year when real property changes ownership or new construction is completed. Assessments may also be appealed by taxpayers seeking a reduction as a result of economic and other factors beyond the District's control, such as a general market decline in property values, including potential market declines caused by the effects of a reclassification of property to a class exempt from taxation, whether by ownership or use (such as exemptions for property owned by State and local agencies and property used for qualified educational, hospital, charitable or religious purposes), pandemic, or the complete or partial destruction of taxable property caused by natural or manmade disaster, such as earthquake, drought, flood, landslide, liquefaction, levee failure, fire, toxic dumping, etc. When necessitated by changes in assessed value in the course of a year, taxes are pro-rated for each portion of the tax year. See also "*—Appeals of Assessed Valuation; Blanket Reductions of Assessed Values"* below.

Property values could be reduced by factors beyond the District's control, including a depressed real estate market due to general economic conditions or other events. A pandemic, like the outbreak of the respiratory disease caused by COVID-19 which was declared a pandemic by the World Health Organization, could result in an economic recession or depression that causes a general market decline in property values therefore affecting the assessed value of property in the District. Events resulting in changing economic conditions may also alter the willingness or the ability of local taxpayers to pay *ad valorem* property taxes levied to repay the District's general obligation bonds. The District cannot predict whether events that may result in changing economic conditions will occur or the extent that a change in economic conditions will impact assessed value of property in the District or the willingness or ability of local taxpayers to pay *ad valorem* property taxes.

Aside from economic conditions, property values could be reduced by natural or manmade disasters. In recent years, portions of California, including the County and adjacent counties, have experienced wildfires that have burned thousands of acres and destroyed thousands of homes and structures. Moreover, the District is located in a seismically active region. Active earthquake faults include the San Andreas Fault that runs throughout the County, the Palos Verdes fault that runs along the coast and through a small portion of the County, and other smaller faults including the Lower Elysian Park thrust, the Upper Elysian Park fault and Puente Hills blind thrust system. Furthermore, California has experienced severe drought conditions in recent years, but has also recently experienced periods of extreme precipitation. These and other extreme weather events are all effects of climate change. As greenhouse gas emissions continue to accumulate, climate change may intensify and increase the frequency of such extreme weather events. The District cannot predict the timing, extent, or severity of any potential natural or manmade disaster and its impact on property values in the District.

2025 Wildfires. In January 2025, multiple fires broke out across areas of Los Angeles County burning thousands of acres and damaging or destroying thousands of structures. The three largest of said fires were the Hughes Fire, Eaton Fire, and Palisades Fires. The Hughes Fire burned approximately 10,400 acres, although no information is available on the number of structures that have been damaged or destroyed. The Eaton Fire burned approximately 14,000 acres and damaged or destroyed at least 11,000 structures. The Palisades Fire burned approximately 23,500 acres and damaged or destroyed at least 7,000 structures. Properties damaged or destroyed in the Palisades Fire are included within the boundaries of the District and represent a small percentage of the assessed value in the District. As a result of the fires, schools in the District were closed for 3 days and approximately 2,400 students were displaced.

Three school campuses within District boundaries, Marquez Elementary School, Palisades Elementary School, and Palisades High School/Palisades Charter High School (Palisades Charter High School is a Fiscally Independent Charter School), were significantly damaged by the fires. The Palisades Elementary School site remains closed, however, Marquez Elementary School has returned to its campus (in temporary facilities) as of September, 2025 and the Palisades Charter High School has returned to its campus (in permanent and temporary facilities) as of February, 2026. The District expects to rebuild its damaged campuses, however, no assurances can be given that the District will rebuild any or all of its damaged facilities. The District is unable at this time to quantify the overall loss as a result of the fires

The County Assessor's Office allows for the reassessment of properties that are damaged or destroyed as a result of misfortune or calamity, which includes wildfires. Property owners may submit an application for the reassessment of the property within 12 months of the damage or destruction. Any such reassessment is retroactive to the date of damage or destruction. The District is unable at this time to quantify the loss in assessed value as a result of any such reassessment. The District also can not quantify the actual decrease in assessed value in the area impacted by the Palisades fire within the District, however, the total assessed value of property within the District for fiscal year 2025-26 increased by 3.62% over the assessed value within the District for fiscal year 2024-25.

Additionally on January 16, 2025, the California Governor issued Executive Order 10-25 that (i) suspends until April 10, 2026, certain state tax laws that impose penalties, costs, and interest for late payment of property taxes due in calendar year 2025, and (ii) suspends certain additional state tax laws requiring the filing of various property tax statements. The orders apply to properties located in 9 zip codes that are included in the boundaries of the District. Additional executive orders have been issued to allow for a quicker redevelopment in fire-damaged areas. The District cannot predict the effect any executive orders will have on the timely collection of property taxes.

Prospective purchasers of the Bonds should be aware that, notwithstanding any decrease in assessed valuation for any fiscal year, the County is required to levy taxes to pay debt service on the Bonds without limitation as to rate or amount (except for certain personal property which is taxable at limited rates). The consequence of any decrease in assessed valuation is a corresponding increase in the tax rate on taxable property so that sufficient tax revenues may be collected from taxpayers to pay debt service on the Bonds in full when due. Increases in tax rates, however, may impact the ability or willingness of taxpayers to pay their property taxes. See "– Tax Rates, Levies and Collections."

Appeals of Assessed Valuation; Blanket Reductions of Assessed Values. There are two basic types of property tax assessment appeals provided for under State law. The first type of appeal, commonly referred to as a base year assessment appeal, involves a dispute on the valuation assigned by the assessor immediately subsequent to an instance of a change in ownership or completion of new construction. If the base year value assigned by the assessor is reduced, the valuation of the property cannot increase in subsequent years more than 2% annually unless and until another change in ownership and/or additional new construction or reconstruction activity occurs. Any base year appeal must be made within four years of the change of ownership or new construction date.

The second type of appeal, commonly referred to as a Proposition 8 appeal, can result if factors occur causing a decline in the market value of the property to a level below the property's then current taxable value (escalated base year value). Pursuant to State law, a property owner may apply for a Proposition 8 reduction of the property tax assessment for such owner's property by filing a written application with the appropriate county board of equalization or assessment appeals board. A property owner desiring a Proposition 8 reduction of the assessed value of such owner's property in any one year must submit an application to the county assessment appeals board (the "Appeals Board"). Following a review of the application by the county assessor's office, the county assessor may offer to the property owner the opportunity to stipulate to a reduced assessment, or may confirm the assessment. If no stipulation is agreed to, and the applicant elects to pursue the appeal, the matter is brought before the Appeals Board (or, in some cases, a hearing examiner) for a hearing and decision. The Appeals Board generally is required to determine the outcome of appeals within two years of each appeal's filing date. Any reduction in the assessment ultimately granted applies only to the year for which application is made and during which the written application is filed. The assessed value increases to its pre-reduction level (such pre-reduction level escalated by the annual inflation rate of no more than 2%) following the year for which the reduction application is filed. The county assessor, however, has the power to grant a reduction not only for the year for which application was originally made, but also for the then current year and any intervening years as well. In practice, such a reduced assessment may and often does remain in effect beyond the year in which it is granted.

In addition, Article XIIIA of the State Constitution provides that the full cash value base of real property used in determining taxable value may be adjusted from year to year to reflect the inflationary rate, not to exceed a 2% increase for any given year, or may be reduced to reflect a reduction in the consumer price index or comparable local data. This measure is computed on a calendar year basis. According to representatives of the County Assessor's office, the County has in the past, pursuant to Article XIIIA of the State Constitution, ordered blanket reductions of assessed property values and corresponding property tax

bills on single family residential properties when the value of the property has declined below the current assessed value as calculated by the County.

No assurance can be given that property tax appeals and/or blanket reductions of assessed property values will not significantly reduce the assessed valuation of property within the District in the future.

Assessed Valuation by Jurisdiction. The following Table 4 describes the percentage and value of the total assessed value of the property within the District's boundaries that resides in the various cities and unincorporated portions of the County, as well as the assessed value of property within the District relative to the County's assessed value, for fiscal year 2025-26.

TABLE 4
LOS ANGELES UNIFIED SCHOOL DISTRICT
Fiscal Year 2025-26 Assessed Valuation by Jurisdiction

Jurisdiction:	Assessed Valuation in District	% of District	Assessed Valuation of Jurisdiction	% of Jurisdiction in District
City of Bell	$ 2,027,519,981	0.20%	$2,495,523,227	81.25%
City of Bell Gardens	138,661,182	0.01	2,652,618,458	5.23
City of Beverly Hills	215,024,168	0.02	48,591,012,301	0.44
City of Calabasas	780,575	0.00	11,174,973,786	0.01
City of Carson	20,199,472,956	2.00	22,572,444,076	89.49
City of Commerce	551,976,240	0.05	7,821,222,765	7.06
City of Cudahy	1,181,373,381	0.12	1,181,622,470	99.98
City of Culver City	64,293,966	0.01	18,343,839,767	0.35
City of Downey	702	0.00	16,373,855,986	0.00
City of Gardena	9,571,051,710	0.95	9,571,051,710	100.00
City of Hawthorne	956,356,540	0.09	11,916,522,467	8.03
City of Huntington Park	4,183,148,370	0.41	4,183,148,370	100.00
City of Inglewood	48,750,318	0.00	20,058,421,363	0.24
City of Lomita	3,403,537,038	0.34	3,403,537,038	100.00
City of Long Beach	533,622,186	0.05	82,188,304,804	0.65
City of Los Angeles	886,970,335,568	87.98	887,463,129,803	99.94
City of Lynwood	72,039,205	0.01	5,116,585,397	1.41
City of Maywood	1,465,129,061	0.15	1,465,129,061	100.00
City of Montebello	13,642,317	0.00	8,996,865,929	0.15
City of Monterey Park	349,346,424	0.03	10,644,070,366	3.28
City of Rancho Palos Verdes	1,737,426,827	0.17	17,710,051,517	9.81
City of Rolling Hills Estates	35,882,170	0.00	5,020,878,288	0.71
City of San Fernando	2,888,642,658	0.29	2,888,642,658	100.00
City of Santa Clarita	55,616	0.00	48,517,856,364	0.00
City of Santa Monica	1,154,685	0.00	52,930,503,283	0.00
City of South Gate	6,829,864,431	0.68	8,376,844,097	81.53
City of Torrance	58,105,935	0.01	42,079,747,332	0.14
City of Vernon	8,514,757,391	0.84	8,514,757,391	100.00
City of West Hollywood	18,672,152,745	1.85	18,672,152,745	100.00
Unincorporated Los Angeles County	37,445,023,732	3.71	149,571,930,505	25.03
Total District	$1,008,129,128,078	100.00%		
Los Angeles County	$1,008,129,128,078	100.00%	$2,183,758,873,676	46.16%

Source: California Municipal Statistics, Inc.

Assessed Valuation by Land Use. The following Table 5 sets forth the assessed valuation by land use of property within the District in fiscal year 2025-26.

TABLE 5
LOS ANGELES UNIFIED SCHOOL DISTRICT
Local Secured Assessed Valuation and Parcels by Land Use
Fiscal Year 2025-26

Non-Residential:	2025-26 Assessed Valuation[1]	% of Total	No. of Parcels	% of Total
Commercial/Office Building	$162,082,930,007	16.63%	51,227	5.28%
Industrial	102,708,446,333	10.54	24,824	2.56
Recreational	2,807,568,351	0.29	1,372	0.14
Government/Social/Institutional	4,835,495,557	0.50	5,017	0.52
Miscellaneous	504,337,939	0.05	954	0.10
Subtotal Non-Residential	$272,938,778,187	28.00%	83,394	8.60%
Residential:				
Single Family Residence	$444,378,844,374	45.59%	579,952	59.78%
Condominium/Townhouse	88,524,548,418	9.08	139,025	14.33
Mobile Home Related	549,835,525	0.06	117	0.01
2-4 Residential Units	56,901,686,076	5.84	96,530	9.95
5+ Residential Units/Apartments	105,304,012,059	10.80	42,337	4.36
Miscellaneous Residential	76,084,837	0.01	97	0.01
Subtotal Residential	$695,735,011,289	71.37%	858,058	88.44%
Vacant Parcels	$6,089,729,217	0.62%	28,725	2.96%
Total	$974,763,518,693	100.00%	970,177	100.00%

[1] Local Secured Assessed Valuation, excluding tax-exempt property.
Source: California Municipal Statistics, Inc.

Assessed Valuation of Single-Family Homes. The following Table 6 sets forth the distribution of single-family homes within the District within various assessed valuation ranges in fiscal year 2025-26.

TABLE 6
LOS ANGELES UNIFIED SCHOOL DISTRICT
Assessed Valuations of Single Family Homes
Fiscal Year 2025-26

No. of Single Family Residential Parcels	2025-26 Assessed Valuation	Average Assessed Valuation	Median Assessed Valuation
579,952	$444,378,844,374	$766,234	$491,953

2025-26 Assessed Valuation	No. of Parcels [1]	% of Total	Cumulative % of Total	Total Valuation	% of Total	Cumulative % of Total
$0 - $99,999	39,914	6.882%	6.882%	$ 2,594,176,152	0.584%	0.584%
$100,000 - $199,999	56,358	9.718	16.600	8,613,795,074	1.938	2.522
$200,000 - $299,999	77,048	13.285	29.885	19,274,234,222	4.337	6.860
$300,000 - $399,999	65,247	11.250	41.136	22,725,544,179	5.114	11.974
$400,000 - $499,999	55,661	9.598	50.733	24,989,007,476	5.623	17.597
$500,000 - $599,999	49,149	8.475	59.208	26,982,919,133	6.072	23.669
$600,000 - $699,999	42,758	7.373	66.581	27,742,600,743	6.243	29.912
$700,000 - $799,999	35,969	6.202	72.783	26,917,891,257	6.057	35.969
$800,000 - $899,999	28,346	4.888	77.670	24,026,700,776	5.407	41.376
$900,000 - $999,999	21,145	3.646	81.316	20,023,618,329	4.506	45.882
$1,000,000 - $1,099,999	15,015	2.589	83.905	15,714,384,184	3.536	49.418
$1,100,000 - $1,199,999	11,161	1.924	85.830	12,812,568,247	2.883	52.302
$1,200,000 - $1,299,999	9,164	1.580	87.410	11,440,445,682	2.574	54.876
$1,300,000 - $1,399,999	7,925	1.366	88.776	10,685,830,588	2.405	57.281
$1,400,000 - $1,499,999	6,934	1.196	89.972	10,034,131,395	2.258	59.539
$1,500,000 - $1,599,999	5,976	1.030	91.002	9,253,963,222	2.082	61.621
$1,600,000 - $1,699,999	5,125	0.884	91.886	8,450,972,207	1.902	63.523
$1,700,000 - $1,799,999	4,427	0.763	92.649	7,739,655,716	1.742	65.265
$1,800,000 - $1,899,999	4,031	0.695	93.344	7,452,541,596	1.677	66.942
$1,900,000 - $1,999,999	3,425	0.591	93.935	6,673,653,045	1.502	68.444
$2,000,000 - $2,099,999	3,118	0.538	94.473	6,383,753,197	1.437	69.880
$2,100,000 - $2,199,999	2,662	0.459	94.932	5,721,384,974	1.288	71.168
$2,200,000 - $2,299,999	2,244	0.387	95.319	5,049,124,131	1.136	72.304
$2,300,000 - $2,399,999	2,076	0.358	95.677	4,880,208,948	1.098	73.402
$2,400,000 - $2,499,999	1,825	0.315	95.991	4,471,742,992	1.006	74.408
$2,500,000 - $2,599,999	1,667	0.287	96.279	4,249,956,047	0.956	75.365
$2,600,000 - $2,699,999	1,464	0.252	96.531	3,876,218,257	0.872	76.237
$2,700,000 - $2,799,999	1,410	0.243	96.774	3,873,013,130	0.872	77.109
$2,800,000 - $2,899,999	1,249	0.215	96.990	3,556,615,263	0.800	77.909
$2,900,000 - $2,999,999	1,143	0.197	97.187	3,367,737,019	0.758	78.667
$3,000,000 and greater	16,316	2.813	100.000	94,800,457,193	21.333	100.000
	579,952	100.000%		$444,378,844,374	100.000%	

[1] Improved single-family residential parcels. Excludes condominiums and parcels with multiple family units.
Source: *California Municipal Statistics, Inc.*

Largest Secured Taxpayers in the District. The following Table 7 sets forth the twenty taxpayers with the greatest combined ownership of secured taxable property in the District on the fiscal year 2025-26 tax roll, and the secured assessed valuation of all property owned by those taxpayers in all taxing jurisdictions within the District.

TABLE 7
LOS ANGELES UNIFIED SCHOOL DISTRICT
Largest Local Secured Taxpayers[(1)]
Fiscal Year 2025-26

	Property Owner	Primary Land Use	2025-26 Assessed Valuation	% of Total[(2)]
1.	Universal Studios LLC	Movie Studio	$ 3,385,828,097	0.35%
2.	Rexford Industrial Realty LP	Industrial	2,808,271,858	0.29
3.	Douglas Emmett LLC	Office Building	2,280,131,960	0.23
4.	Essex Portfolio LP	Apartments	1,587,563,795	0.16
5.	CP Propco LLC	Residential/Hotel	1,415,994,582	0.15
6.	Century City Mall LLC	Shopping Center/Mall	1,181,083,911	0.12
7.	Next Century Partners LLC	Residential/Hotel	1,174,197,079	0.12
8.	FSP South Flower Street	Office Building	1,044,264,195	0.11
9.	CJDB LLC	Shopping Center/Mall	1,006,077,390	0.10
10.	Rochelle H. Sterling	Apartments	934,767,887	0.10
11.	Hanjin International Corp.	Hotel	911,137,124	0.09
12.	Anheuser Busch Commercial	Industrial	872,547,109	0.09
13.	One Hundred Towers LLC	Office Building	744,644,130	0.08
14.	Trizec 333 LA LLC	Office Building	729,339,835	0.07
15.	Maguire Partners 355 S. Grand LLC	Office Building	682,082,790	0.07
16.	BRE HH Property Owner LLC	Office Building	663,300,209	0.07
17.	Tishman Speyer Archstone Smith	Apartments	647,093,291	0.07
18.	Olympic and Georgia Partners LLC	Hotel	646,576,019	0.07
19.	LA Live Properties LLC	Commercial	607,845,657	0.06
20.	Alkmena Magnvs Lap LLC	Office Building	583,333,400	0.06
			$23,906,080,318	2.45

(1) Excludes taxpayers with values derived from mineral rights or a possessory interest. Historically, among the top 10 taxpayers within the District are landowners with primary land use of oil and gas production, including Marathon Petroleum Corporation, Phillips 66 Company and Valero Energy Corporation, which are not reflected in the table above.
(2) 2025-26 Local Secured Assessed Valuation: $974,763,518,693 (which excludes utility property).
Source: California Municipal Statistics, Inc.

The more property (by assessed value) owned by a single taxpayer, the more tax collections are exposed to weakness, if any, in such taxpayer's financial situation and ability or willingness to pay property taxes in a timely manner. Furthermore, assessments may be appealed by taxpayers seeking a reduction as a result of economic and other factors beyond the District's control.

Tax Rates, Levies and Collections

General. Taxes are levied for each fiscal year on taxable real and personal property as of the preceding January 1. Real property that changes ownership or is newly constructed is revalued at the time the change occurs or the construction is completed. The current year property tax rate is applied to the reassessed value, and the taxes are then adjusted by a proration factor that reflects the portion of the remaining tax year for which taxes are due. The annual tax rate is based on the amount necessary to pay all obligations payable from *ad valorem* property taxes and the assessed value of taxable property in a given year. Economic and other factors beyond the District's control, such as a general market decline in land

values, reclassification of property to a class exempt from taxation, whether by ownership or use (such as exemptions for property owned by State and local agencies and property used for qualified educational, hospital, charitable or religious purposes), pandemic, or the complete or partial destruction of taxable property caused by natural or manmade disaster such as earthquake, drought, flood, fire, toxic dumping, etc., could cause a reduction in the assessed value of taxable property within the District and necessitate a corresponding increase in the annual tax rate to be levied to pay the principal of and interest on the District's outstanding general obligation bonds.

For assessment and collection purposes, property is classified as either "secured" or "unsecured" and is listed accordingly on separate parts of the assessment roll. The "secured roll" is that part of the assessment roll containing property (real or personal) the taxes on which are a lien sufficient, in the opinion of the County Assessor, to secure payment of the taxes. Other property is listed on the "unsecured roll."

Property taxes on the secured roll are due in two installments, on November 1 and February 1 of each fiscal year, and become delinquent on December 10 and April 10, respectively. A penalty of 10% attaches immediately to all delinquent payments. Properties on the secured roll with respect to which taxes are delinquent become tax defaulted on or about June 30 of the fiscal year. Such property may thereafter be redeemed by payment of a penalty of 1.5% per month to the time of redemption, plus costs and a redemption fee. If taxes are unpaid for a period of five years or more, the property is deeded to the State and then may be sold at public auction by the County Treasurer.

Property taxes on the unsecured roll are due in one payment on the January 1 lien date and become delinquent after August 31. A 10% penalty attaches to delinquent unsecured taxes. If unsecured taxes are unpaid at 5 p.m. on October 31, an additional penalty of 1.5% attaches to them on the first day of each month until paid. The County has four ways of collecting delinquent unsecured personal property taxes: (i) a civil action against the taxpayer; (ii) filing a judgment in the office of the County Clerk specifying certain facts in order to obtain a lien on certain property of the taxpayer; (iii) filing a certificate of delinquency for record in the County Recorder's office in order to obtain a lien on certain property of the taxpayer; and (iv) seizure and sale of personal property, improvements or possessory interests belonging or assessed to the assessee.

Proposition 13 and its implementing legislation impose the function of property tax allocation on counties in the State and prescribe how levies on countywide property values are to be shared with local taxing entities within each county. The limitations in Proposition 13, however, do not apply to *ad valorem* property taxes or special assessments to pay the interest and redemption charges on indebtedness, like the District's general obligation bonds, approved by the voters.

The County levies a 1% *ad valorem* property tax on behalf of all taxing agencies in the County. The taxes collected are allocated on the basis of a formula established by State law enacted in 1979. Under this formula, the County and all other taxing entities receive a base year allocation plus an allocation on the basis of "situs" growth in assessed value (new construction, change of ownership, inflation) prorated among the jurisdictions that serve the tax rate areas within which the growth occurs. Tax rate areas are specifically defined geographic areas, which were developed to permit the levying of taxes for less than county-wide or less than city-wide special and school districts. In addition, the County levies and collects additional approved property taxes and assessments on behalf of any taxing agency within the County.

State Government Code Sections 29100 through 29107 provide the procedures that all counties must follow for calculating tax rates. The secured tax levy within the District consists of the District's share of the 1% general *ad valorem* property and unitary taxes assessed on a County-wide basis and amounts levied that are in excess of the 1% general *ad valorem* property taxes. These tax receipts are part of the District's operations. In addition, the secured tax levy also includes the amount for the District's share of

special voter-approved *ad valorem* property taxes assessed on a District-wide basis, such as the *ad valorem* property taxes assessed for the District's general obligation bonds issued pursuant to the Authorizations and any related general obligation refunding bonds. *Ad valorem* property taxes levied for general obligation bonds are deposited with the County and may only be applied to pay the principal of, redemption premium, if any, and interest on the District's general obligation bonds and general obligation refunding bonds. The District does not receive such funds nor are they available to pay any of the District's operating expenses. In addition, the total secured tax levy includes special assessments, improvement bonds, supplemental taxes or other charges which have been assessed on property within the District. Since State law allows homeowners' exemptions (described above) and certain business exemptions from *ad valorem* property taxation, such exemptions are not included in the total secured tax levy. See also "– California Constitutional and Statutory Provisions Relating to *Ad Valorem* Property Taxes" above.

Further, State Education Code Section 15251 provides that all taxes levied with respect to general obligation bonds when collected will be paid into the county treasury of the county whose superintendent of schools has jurisdiction over the school district on behalf of which the tax was levied, to the credit of the debt service fund (or interest and sinking fund) of the school district, and will be used for the payment of the principal of and interest on the general obligation bonds and general obligation refunding bonds of the school district and for no other purpose. Accordingly, the County may not borrow or spend such amounts nor can the District receive such funds and use them for operating purposes.

Typical Tax Rate Area. The following Table 8 shows *ad valorem* property tax rates for the last six fiscal years in a typical Tax Rate Area of the District (TRA 0067). TRA 0067 comprises approximately 30.03% of the total fiscal year 2025-26 assessed value of the District.

TABLE 8
LOS ANGELES UNIFIED SCHOOL DISTRICT
Typical Tax Rates per $100 of Assessed Valuation (TRA 0067)
Fiscal Years 2020-21 through 2025-26

	2020-21	2021-22	2022-23	2023-24	2024-25	2025-26[3]
General	1.000000%	1.000000%	1.000000%	1.000000%	1.000000%	1.000000%
Los Angeles Unified School District[1]	0.139929	0.113228	0.121072	0.124219	0.128018	0.119605
Los Angeles Community College District[1]	0.040162	0.043759	0.024882	0.060231	0.051361	0.048543
City of Los Angeles[1]	0.016538	0.014721	0.016066	0.011448	0.013312	0.012232
Metropolitan Water District[2]	0.003500	0.003500	0.003500	0.003500	0.007000	0.007000
Total	1.200129%	1.175208%	1.165520%	1.199398%	1.199691%	1.187380%

(1) Tax rate relates to bonds authorized by voters subsequent to the approval of Proposition 13.
(2) Tax rate relates to bonds authorized by voters pursuant to a special election held in 1966 (prior to the approval of Proposition 13) in the service area of the Metropolitan Water District of Southern California.
(3) The 2025-26 assessed valuation of TRA 67 is $302,774,283,726 which is 30.03% of the District's total assessed valuation.
Source: California Municipal Statistics, Inc.

Secured Tax Charges and Delinquencies. The following Table 9A sets forth the real property tax charges and corresponding delinquencies for the District's general obligation bond debt service levy, with respect to the property located in the District, for fiscal years 2014-15 through 2024-25. For reference and as an indication of comparative delinquency rates, Table 9B sets forth the real property tax charges and corresponding delinquencies for the portion of the County's 1% general fund levy that is allocated to the District, with respect to property located in the District for fiscal years 2014-15 through 2024-25. The portion of the County's 1% general fund levy that is allocated to the District is not pledged to and does not secure the repayment of the Bonds.

TABLE 9
LOS ANGELES UNIFIED SCHOOL DISTRICT
Secured Tax Charges and Delinquencies
Fiscal Years 2014-15 through 2024-25

9A. District General Obligation Bond Debt Service Levy

Fiscal Year	Secured Tax Charge[1]	Amount Delinquent June 30	Percentage Delinquent June 30
2014-15	$752,855,468.94	$13,128,310.26	1.74%
2015-16	711,852,286.31	10,350,374.48	1.45
2016-17	762,676,169.42	10,152,397.66	1.33
2017-18	765,484,783.08	11,238,395.43	1.47
2018-19	826,147,438.29	13,737,180.29	1.66
2019-20	903,922,222.21	25,782,448.86	2.85
2020-21	1,072,754,468.10	22,715,092.01	2.12
2021-22	904,728,597.58	16,272,122.21	1.80
2022-23	1,033,041,998.26	20,269,504.57	1.96
2023-24	1,127,005,255.56	23,986,400.38	2.13
2024-25	1,215,256,389.52	38,061,628.68	3.13

9B. 1% General Fund Apportionment Levy

Fiscal Year	Secured Tax Charge[2]	Amount Delinquent June 30	Percentage Delinquent June 30
2014-15	$1,005,565,868.63	$14,501,753.32	1.44%
2015-16	1,078,286,485.58	15,318,415.41	1.42
2016-17	1,142,718,955.32	13,595,654.87	1.19
2017-18	1,222,916,327.88	15,217,873.23	1.24
2018-19	1,311,715,583.78	17,950,532.81	1.37
2019-20	1,405,968,051.67	31,757,910.59	2.26
2020-21	1,499,191,370.12	25,590,654.61	1.71
2021-22	1,556,962,602.77	24,377,000.99	1.57
2022-23	1,665,617,645.15	26,045,738.38	1.56
2023-24	1,771,389,883.84	31,149,850.08	1.76
2024-25	1,858,742,488.20	46,619,781.61	2.51

(1) District's general obligation bond debt service levy.
(2) 1% General Fund apportionment. Excludes redevelopment agency impounds.
Source: California Municipal Statistics, Inc.

Property tax delinquencies may be impacted by economic and other factors beyond the District's control, including the ability or willingness of property owners to pay property taxes during an economic recession or depression. An economic recession or depression could be caused by many factors outside the control of the District, including reduced consumer confidence, reduced real wages or reduced economic activity as a result of a pandemic or natural or manmade disaster, such as earthquake, drought, flood, fire,

or toxic dumping. It is not possible for the District to make any representation regarding the extent to which an economic recession or depression could impact the ability or willingness of property owners within the District to pay property taxes in the future. If delinquencies increase substantially as a result of events outside the control of the District, the County does have the authority to increase allowances for annual reserves in the tax levy to avoid fluctuating tax levies.

The County Does Not Participate in a Teeter Plan. Certain counties in the State operate under a statutory program entitled Alternate Method of Distribution of Tax Levies and Collections and of Tax Sale Proceeds (the "Teeter Plan"). Under the Teeter Plan local taxing entities receive 100% of their tax levies net of delinquencies, but do not receive interest or penalties on delinquent taxes collected by the county. The County has not adopted the Teeter Plan, and consequently the Teeter Plan is not available to local taxing entities within the County, such as the District. The District's receipt of property taxes is therefore subject to delinquencies.

The District Participates in CSDTFA. The District is a member of the California Statewide Delinquent Tax Finance Authority ("CSDTFA"). CSDTFA is a joint exercise of powers agency formed for the purpose of purchasing delinquent *ad valorem* property taxes of its members in accordance with Section 6516.6 of the Government Code of the State of California. Historically, CSDTFA has from time to time purchased delinquent *ad valorem* property tax receivables related to the District's share of the 1% general *ad valorem* property tax levy (not the additional *ad valorem* property tax levy for debt service on the District's general obligation bonds) from the District. The District, however, cannot predict whether CSDTFA will continue to make such purchases in the future. CSDTFA purchased the District's delinquent *ad valorem* property tax receivables related to the 1% general *ad valorem* property tax levy attributable to fiscal year 2024-25 from the District at a purchase price equal to 108% of such receivables and is expected to purchase the District's delinquent *ad valorem* property tax receivables related to the 1% general *ad valorem* property tax levy attributable to fiscal year 2025-26 from the District at a substantially similar purchase price. Any penalty charges collected with respect to such delinquencies will be retained by CSDTFA.

Debt Service

Debt service on the Bonds, assuming no early redemptions, is as shown in the following Table 10.

TABLE 10
LOS ANGELES UNIFIED SCHOOL DISTRICT
(County of Los Angeles, California)
General Obligation Bonds, Series QRRUS (2026)
(Dedicated Unlimited *Ad Valorem* Property Tax Bonds)

Annual Debt Service Schedule for the Bonds

Year Ending July 1	Principal	Interest	Total Debt Service
2027[1]			
2028			
2029			
2030			
2031			
2032			
2033			
2034			
2035			
2036			
2037			
2038			
2039			
2040			
2041			
2042			
2043			
2044			
2045			
2046			
2047			
2048			
2049			
2050			
Total			

[1] Includes the Federally Taxable Bonds maturing on _____1, 20__.
Source: Los Angeles Unified School District.

Aggregate Fiscal Year Debt Service

The following Table 11 sets forth the semi-annual debt service obligations in each fiscal year for all of the District's outstanding general obligation bonds, including the Bonds. For more information on the District's outstanding general obligation bonds, see APPENDIX A – "DISTRICT FINANCIAL INFORMATION AND REGIONAL ECONOMIC AND DEMOGRAPHIC INFORMATION – DISTRICT FINANCIAL INFORMATION – District Debt."

TABLE 11
LOS ANGELES UNIFIED SCHOOL DISTRICT
General Obligation Bonds, Semi-Annual Debt Service Schedule

		The Bonds[1]			
Semi-annual Period through	Outstanding General Obligation Bonds[2]	Principal	Interest	Semi Annual Debt Service	Total
January 1, 2027					
July 1, 2027					
January 1, 2028					
July 1, 2028					
January 1, 2029					
July 1, 2029					
January 1, 2030					
July 1, 2030					
January 1, 2031					
July 1, 2031					
January 1, 2032					
July 1, 2032					
January 1, 2033					
July 1, 2033					
January 1, 2034					
July 1, 2034					
January 1, 2035					
July 1, 2035					
January 1, 2036					
July 1, 2036					
January 1, 2037					
July 1, 2037					
January 1, 2038					
July 1, 2038					
January 1, 2039					
July 1, 2039					
January 1, 2040					
July 1, 2040					
January 1, 2041					
July 1, 2041					
January 1, 2042					
July 1, 2042					
January 1, 2043					
July 1, 2043					
January 1, 2044					
July 1, 2044					
January 1, 2045					
July 1, 2045					
January 1, 2046					
July 1, 2046					
January 1, 2047					
July 1, 2047					
January 1, 2048					
July 1, 2048					
January 1, 2049					
July 1, 2049					
January 1, 2050					
July 1, 2050					
Total[3]					

[1] The Bonds have principal maturing on _____1, 20[__] and July 1 in each of the years and in the amounts set forth on the inside front cover page hereof.
[2] Includes set-aside payments for Qualified School Construction Bonds. Excludes federal subsidies related to Qualified School Construction Bonds. See APPENDIX A – "DISTRICT FINANCIAL INFORMATION AND REGIONAL ECONOMIC AND DEMOGRAPHIC INFORMATION – DISTRICT FINANCIAL INFORMATION – District Debt – *Limitations on the Receipt of Federal Funds*."
[3] Totals may not equal the sum of the components due to rounding.
Source: Los Angeles Unified School District.

The District's General Obligation Bond Program and Bonding Capacity

Voters within the District have approved a total of $36.605 billion of general obligation bonds in seven separate bond elections since 1997. See "INTRODUCTION – The District's General Obligation Bond Program." See also APPENDIX A – "DISTRICT FINANCIAL INFORMATION AND REGIONAL ECONOMIC AND DEMOGRAPHIC INFORMATION – DISTRICT FINANCIAL INFORMATION – District Debt" for additional information regarding the District's outstanding general obligation bonds. Pursuant to Section 15106 of the Education Code, the District's bonding capacity for general obligation bonds may not exceed 2.5% of taxable property value in the District as shown by the last equalized assessment of the County. The taxable property valuation in the District for fiscal year 2025-26 is $1.01 trillion, which results in a total current bonding capacity of approximately $25.20 billion. The District's available capacity for the issuance of new general obligation bonds is approximately $14.62 billion (taking into account current outstanding debt before the issuance of the Bonds). The issuance of additional series of general obligation bonds, other than general obligation refunding bonds, in future fiscal years will depend upon, among other things, the assessed valuation of property within the District's boundaries, as determined by the District's analysis of information from, among other sources, the Office of the County Assessor. See "– California Constitutional and Statutory Provisions Relating to *Ad Valorem* Property Taxes" above and APPENDIX A – "DISTRICT FINANCIAL INFORMATION AND REGIONAL ECONOMIC AND DEMOGRAPHIC INFORMATION – DISTRICT FINANCIAL INFORMATION – Future Financings – *General Obligation Bonds*."

Overlapping Debt Obligations

Set forth in Table 12 on the following page is the report prepared by California Municipal Statistics Inc., which provides information with respect to direct and overlapping debt within the District as of January 1, 2026 (the "Overlapping Debt Report"). The Overlapping Debt Report is included for general information purposes only. The District has not reviewed the Overlapping Debt Report for completeness or accuracy and makes no representations in connection therewith. The Overlapping Debt Report generally includes long-term obligations sold in the public credit markets by public agencies whose boundaries overlap the boundaries of the District. Such long-term obligations generally are not payable from revenues of the District (except as indicated) nor are they necessarily obligations secured by land within the District. In many cases, long-term obligations issued by a public agency are payable only from the general fund or other revenues of such public agency.

The first column in Table 12 names each public agency which has outstanding debt as of the date of the report and whose territory overlaps the District in whole or in part. Column 2 shows the percentage of each overlapping agency's assessed value located within the boundaries of the District. This percentage, multiplied by the total outstanding debt of each overlapping agency (which is not shown in Table 12) produces the amount shown in column 3, which is the apportionment of each overlapping agency's outstanding debt to taxable property in the District.

TABLE 12
LOS ANGELES UNIFIED SCHOOL DISTRICT
Schedule of Direct and Overlapping Bonded Debt
As of January 1, 2026

2025-26 Assessed Valuation: $1,008,129,128,078

DIRECT AND OVERLAPPING TAX AND ASSESSMENT DEBT:	% Applicable	Debt 1/1/26
Metropolitan Water District	23.529%	$ 4,036,400
Los Angeles Community College District	81.827	3,848,937,513
Pasadena Area Community College District	0.001	1,238
Los Angeles Unified School District	**100.000**	**10,581,455,000**(1)
City of Los Angeles	99.944	949,542,958
Other Cities	Various	15,972,964
City Community Facilities Districts	100.000	52,085,000
Other City and Special District 1915 Act Bonds	0.003 -100.	16,574,294
TOTAL GROSS DIRECT AND OVERLAPPING TAX AND ASSESSMENT DEBT		$15,468,605,367
Less: **Los Angeles Unified School District General Obligation Bonds, Election of 2005, Series J (2010) Qualified School Construction Bonds: Amount accumulated in Interest and Sinking Fund and Set Asides for Repayment**		**229,565,000**
TOTAL NET DIRECT AND OVERLAPPING TAX AND ASSESSMENT DEBT		$15,239,040,367
DIRECT AND OVERLAPPING GENERAL FUND DEBT:		
Los Angeles County General Fund Obligations	46.165%	$1,737,211,585
Los Angeles County Superintendent of Schools Certificates of Participation	46.165	842,112
Pasadena Area Community College District Certificates of Participation	0.001	279
Los Angeles Unified School District Certificates of Participation	**100.000**	**206,200,000**
Los Angeles Unified School District Judgment Obligations	**100.000**	**323,825,185**
City of Los Angeles General Fund Obligations	99.944	2,071,886,945
Other City General Fund and Pension Obligation Bonds	Various	523,932,786
TOTAL GROSS DIRECT AND OVERLAPPING GENERAL FUND DEBT		$4,863,898,892
Less: City supported obligations		197,458
TOTAL NET DIRECT AND OVERLAPPING GENERAL FUND DEBT		$4,863,701,434
OVERLAPPING TAX INCREMENT DEBT:		
City of Los Angeles Redevelopment Agency (Successor Agency)	100.000%	$192,350,000
Other Redevelopment Agencies (Successor Agency)	Various	139,591,865
TOTAL OVERLAPPING TAX INCREMENT DEBT		$331,941,865
GROSS COMBINED TOTAL DEBT		$20,664,446,124(2)
NET COMBINED TOTAL DEBT		$20,434,683,666

Ratios to 2025-26 Assessed Valuation:

Direct Debt ($10,581,455,000)..... 1.05%

Net Direct Debt ($10,351,890,000)..... 1.03%

Total Gross Overlapping Tax and Assessment Debt..... 1.53%
Total Net Overlapping Tax and Assessment Debt..... 1.51%
Gross Combined Direct Debt ($11,111,480,185)..... 1.10%

Net Combined Direct Debt ($10,881,915,185)..... 1.08%
Gross Combined Total Debt..... 2.05%
Net Combined Total Debt 2.03%

Ratios to Redevelopment Incremental Valuation ($102,205,094,375)
Total Overlapping Tax Increment Debt..... 0.32%

(1) Does not include the Bonds.
(2) Excludes tax and revenue anticipation notes, enterprise revenue, mortgage revenue and non-bonded capital lease obligations.
Source: California Municipal Statistics, Inc.

TAX MATTERS

The delivery of the Tax-Exempt Bonds is subject to delivery of the opinion of Bond Counsel, to the effect that interest on the Tax-Exempt Bonds for federal income tax purposes under existing statutes, regulations, published rulings, and court decisions (1) will be excludable from the gross income, as defined in section 61 of the Internal Revenue Code of 1986, as amended to the date of initial delivery of the Bonds (the "Code"), of the owners thereof pursuant to section 103 of the Code, (2) will not be included in computing alternative minimum taxable income for purposes of the federal alternative minimum tax imposed on individuals, and (3) will be taken into account in determining adjusted financial statement income for the alternative minimum tax imposed on certain corporations. The delivery of the Bonds is also subject to the delivery of the opinion of Bond Counsel, based upon existing provisions of the laws of the State of California, that interest on the Bonds is exempt from personal income taxes of the State of California. The statutes, regulations, rulings, and court decisions on which such opinions will be based are subject to change. The form of Bond Counsel's anticipated opinion respecting the Bonds is included in APPENDIX D.

In rendering the foregoing opinions, Bond Counsel will rely upon the representations and certifications of the District made in a certificate (the "Tax Certificate") of even date with the initial delivery of the Bonds pertaining to the use, expenditure, and investment of the proceeds of the Tax-Exempt Bonds and will assume continuing compliance with the provisions of the Resolution by the District subsequent to the issuance of the Bonds. The Tax Certificate contains covenants by the District with respect to, among other matters, the use of the proceeds of the Tax-Exempt Bonds and the facilities and equipment financed therewith by persons other than state or local governmental units, the manner in which the proceeds of the Tax-Exempt Bonds are to be invested, if required, the calculation and payment to the United States Treasury of any "arbitrage profits" and the reporting of certain information to the United States Treasury. Failure to comply with any of these covenants could cause interest on the Tax-Exempt Bonds to be includable in the gross income of the owners thereof from the date of the issuance of the Bonds.

Except as described above, Bond Counsel will express no other opinion with respect to any other federal, State or local tax consequences under present law, or proposed legislation, resulting from the receipt or accrual of interest on, or the acquisition or disposition of, the Bonds. Prospective purchasers of the Tax-Exempt Bonds should be aware that the ownership of tax-exempt obligations such as the Tax-Exempt Bonds may result in collateral federal tax consequences to, among others, financial institutions, life insurance companies, property and casualty insurance companies, S corporations with subchapter C earnings and profits, certain foreign corporations doing business in the United States, individual recipients of Social Security or Railroad Retirement benefits, individuals otherwise qualifying for the earned income tax credit, owners of an interest in a financial asset securitization investment trust, and taxpayers who may be deemed to have incurred or continued indebtedness to purchase or carry, or who have paid or incurred certain expenses allocable to, tax-exempt obligations. Prospective purchasers should consult their own tax advisors as to the applicability of these consequences to their particular circumstances.

Bond Counsel's opinion is not a guarantee of a result, but represents its legal judgment based upon its review of existing statutes, regulations, published rulings and court decisions and the representations and covenants of the District described above. No ruling has been sought from the Internal Revenue Service ("IRS" or the "Service") or the State of California with respect to the matters addressed in the opinion of Bond Counsel, and Bond Counsel's opinion is not binding on the Service or the State of California. The Service has an ongoing program of auditing the tax status of the interest on municipal obligations. If an audit of the Tax-Exempt Bonds is commenced, under current procedures, the Service is likely to treat the District as the "taxpayer," and the Owners of the Tax-Exempt Bonds would have no right to participate in the audit process. In responding to or defending an audit of the tax-exempt status of the interest on the Tax-Exempt Bonds, the District may have different or conflicting interests from the owners of the respective Tax-Exempt Bonds. Public awareness of any future audit of the Tax-Exempt Bonds could adversely affect

the value and liquidity of the Tax-Exempt Bonds during the pendency of the audit, regardless of its ultimate outcome.

Tax Accounting Treatment of Discount and Premium on Certain of the Bonds

The initial public offering price of certain of the Tax-Exempt Bonds (the "Discount Bonds") may be less than the amount payable on such Tax-Exempt Bonds at maturity. An amount equal to the difference between the initial public offering price of a Discount Bond (assuming that a substantial amount of the Tax-Exempt Bonds of that maturity are sold to the public at such price) and the amount payable at maturity constitutes original issue discount to the initial purchaser of such Discount Bond. The tax rules requiring inclusion in income annually by the holder of a debt instrument having original issue discount of the daily portion of original issue discount for each day during a taxable year in which such holder held such debt instrument is inapplicable to the Tax-Exempt Bonds. A portion of such original issue discount, allocable to the holding period of such Discount Bond by the initial purchaser, will, upon the disposition of such Discount Bond (including by reason of its payment at maturity), be treated as interest excludable from gross income, rather than as taxable gain, and will be added to the holder's basis in the Discount Bond, for federal income tax purposes, on the same terms and conditions as those for other interest on the bonds described above under "TAX MATTERS." Such interest is considered to be accrued in accordance with the constant-yield-to-maturity method over the life of a Discount Bond taking into account the semiannual compounding of accrued interest at the yield to maturity on such Discount Bond, and generally will be allocated to an original purchaser in a different amount from the amount of the payment denominated as interest actually received by the original purchaser during the tax year.

However, such interest may be required to be taken into account in determining the amount of the branch profits tax applicable to certain foreign corporations doing business in the United States, even though there will not be a corresponding cash payment. In addition, the accrual of such interest may result in certain other collateral federal income tax consequences to, among others, financial institutions, life insurance companies, property and casualty insurance companies, S corporations with subchapter C earnings and profits, individual recipients of Social Security or Railroad Retirement benefits, individuals otherwise qualifying for the earned income tax credit, and taxpayers who may be deemed to have incurred or continued indebtedness to purchase or carry, or who have paid or incurred certain expenses allocable to, tax-exempt obligations. Moreover, in the event of the redemption, sale or other taxable disposition of a Discount Bond by the initial Owner prior to maturity, the amount realized by such Owner in excess of the basis of such Discount Bond in the hands of such Owner (adjusted upward by the portion of the original issue discount allocable to the period for which such Discount Bond was held) is includable in gross income.

Owners of Discount Bonds should consult with their own tax advisors with respect to the determination for federal income tax purposes of accrued interest upon disposition of Discount Bonds and with respect to the state and local tax consequences of owning Discount Bonds. It is possible that, under applicable provisions governing determination of state and local income taxes, accrued interest on Discount Bonds may be deemed to be received in the year of accrual even though there will not be a corresponding cash payment.

The initial offering price of certain Tax-Exempt Bonds (the "Premium Bonds"), may be greater than the amount payable on such bonds at maturity. An amount equal to the difference between the initial public offering price of a Premium Bond (assuming that a substantial amount of the Tax-Exempt Bonds of that maturity are sold to the public at such price) and the amount payable at maturity constitutes premium to the initial purchaser of such Premium Bonds. The basis for federal income tax purposes of a Premium Bond in the hands of such initial purchaser must be reduced each year by the amortizable bond premium, although no federal income tax deduction is allowed as a result of such reduction in basis for amortizable bond premium. Such reduction in basis will increase the amount of any gain (or decrease the amount of any loss) to be recognized for federal income tax purposes upon a sale or other taxable disposition of a

Premium Bond. The amount of premium which is amortizable each year by an initial purchaser is determined by using such purchaser's yield to maturity. Purchasers of the Premium Bonds should consult with their own tax advisors with respect to the determination of amortizable bond premium with respect to the Premium Bonds for federal income purposes and with respect to the state and local tax consequences of owning Premium Bonds.

Form of Bond Counsel Opinion. The form of the proposed opinion of Bond Counsel relating to the Bonds is attached to this Official Statement as APPENDIX D.

LEGAL MATTERS

Possible Limitations on Remedies; Bankruptcy

General. State law contains certain safeguards to protect the financial solvency of school districts. See APPENDIX A – "DISTRICT FINANCIAL INFORMATION AND REGIONAL ECONOMIC AND DEMOGRAPHIC INFORMATION – STATE FUNDING OF SCHOOL DISTRICTS." If the safeguards are not successful in preventing a school district from becoming insolvent, the State Superintendent of Public Instruction (the "State Superintendent"), operating through an administrator appointed by the State Superintendent, may be authorized under State law to file a petition under Chapter 9 of the United States Bankruptcy Code (the "Bankruptcy Code") on behalf of the school district for the adjustment of its debts, assuming that the school district meets certain other requirements contained in the Bankruptcy Code necessary for filing a petition under Chapter 9 of the Bankruptcy Code. School districts are not themselves authorized to file a bankruptcy proceeding, and they are not subject to involuntary bankruptcy.

Bankruptcy courts are courts of equity and as such have broad discretionary powers. If the District were to become the debtor in a proceeding under Chapter 9 of the Bankruptcy Code, then the "automatic stay" provisions of the Bankruptcy Code would prohibit the parties from taking any action to collect any amount from the District or the County (including *ad valorem* property tax revenues) or to enforce any obligation of the District or the County, without the bankruptcy court's permission. In such a proceeding, as part of its plan of adjustment in bankruptcy, the District may be able to alter the priority, interest rate, principal amount, payment terms, collateral, maturity dates, payment sources, covenants (including tax-related covenants), and other terms or provisions of the Bonds and other transaction documents related to the Bonds, as long as the bankruptcy court determines that the alterations are fair and equitable. In addition, in such a proceeding, as part of such a plan, the District may be able to eliminate the obligation of the County to raise taxes if necessary to pay the Bonds.

As stated above, if a school district were to go into bankruptcy, the bankruptcy petition would be filed under Chapter 9 of the Bankruptcy Code. Chapter 9 provides that it does not limit or impair the power of a state to control, by legislation or otherwise, a municipality of or in such state in the exercise of the political or governmental powers of such municipality, including expenditures for such exercise. For purposes of Chapter 9, a school district is a municipality. State law provides that the *ad valorem* property taxes levied to pay the principal and interest on the Bonds shall be used for the payment of principal and interest of the District's general obligation bonds and for no other purpose. If this restriction on the expenditure of such *ad valorem* property taxes is respected in a bankruptcy case, then the *ad valorem* property tax revenue could not be used by the District for any purpose other than to make payments on the Bonds. It is possible, however, that a bankruptcy court could conclude that the restriction should not be respected.

Statutory Lien. Pursuant to the California Government Code, all general obligation bonds issued by local agencies, including the Bonds, are secured by a statutory lien on all revenues received pursuant to the levy and collection of the tax and the lien automatically arises, without the need for any action or authorization by the local agency or its governing board, and is valid and binding from the time the bonds

are executed and delivered. See "SECURITY AND SOURCE OF PAYMENT FOR THE BONDS – Statutory Lien on Taxes (Senate Bill 222)." Although a statutory lien would not be automatically terminated by the filing of a Chapter 9 bankruptcy petition by the District, the automatic stay provisions of the Bankruptcy Code would apply, preventing bondholders from enforcing their rights to payment from such tax collections without permission of the bankruptcy court, and payments that become due and owing on the Bonds during the pendency of the Chapter 9 proceeding could be delayed.

Special Revenues. If the *ad valorem* property tax revenues that are pledged to the payment of the Bonds (see "SECURITY AND SOURCE OF PAYMENT FOR THE BONDS – Pledge of Tax Revenues") are determined to be "special revenues" within the meaning of the Bankruptcy Code, then, subject to the following discussion, the application in a manner consistent with the Bankruptcy Code of the pledged *ad valorem* property tax revenues that are collected after the date of the bankruptcy filing should not be subject to the automatic stay. "Special revenues" are defined to include, among others, taxes specifically levied to finance one or more projects or systems of the debtor, but excluding receipts from general property, sales, or income taxes levied to finance the general purposes of the debtor. State law prohibits the use of the tax proceeds for any purpose other than payment of the general obligation bonds and the bond proceeds can only be used to fund projects involving the construction, reconstruction, rehabilitation, or replacement of school facilities, including the furnishing and equipping of school facilities, or the acquisition or lease of real property for school facilities, included in the proposition. There is no binding judicial precedent, however, dealing with the treatment in bankruptcy proceedings of *ad valorem* property tax revenues collected for the payment of bonds in California, and no assurance can be given that a bankruptcy court will hold that the *ad valorem* property tax revenues are special revenues within the meaning of the Bankruptcy Code.

The Bankruptcy Code provides that there is no stay of application of pledged special revenues to payment of indebtedness secured by such revenues. The United States Court of Appeals for the First Circuit, in cases arising out of the insolvency proceedings of Puerto Rico, has held that this provision permits voluntary payments of debt service by the issuer of bonds backed by special revenues, but does not permit the bondholders to compel the issuer to make payments of debt service from special revenues. If this decision is followed by other courts, the holders of the Bonds may be prohibited from taking any action to require the District or the County to make payments on the Bonds, unless the bankruptcy court's permission is obtained. This could result in substantial delays in payments on the Bonds.

In addition, even if the *ad valorem* property tax revenues are determined to be "special revenues," the Bankruptcy Code provides that special revenues can be applied to necessary operating expenses of the project or system, before they are applied to other obligations. This rule applies regardless of the provisions of the transaction documents. Thus, a bankruptcy court could permit the District to use the *ad valorem* property tax revenues to pay necessary operating expenses of the District and its schools, before the remaining revenues are paid to the owners of the Bonds.

There continues to be litigation in the insolvency proceedings of Puerto Rico regarding the treatment of revenue bonds. The outcome of such litigation could affect the treatment of the Bonds should the District go into bankruptcy.

Possession of Tax Revenues; Remedies. If the District goes into bankruptcy and the District or the County has possession of tax revenues (whether collected before or after commencement of the bankruptcy), and if the District or the County, as applicable, does not voluntarily pay such tax revenues to the owners of the Bonds, it is not entirely clear what procedures the owners of the Bonds would have to follow to attempt to obtain possession of such tax revenues, how much time it would take for such procedures to be completed, or whether such procedures would ultimately be successful. A similar risk would exist if the County goes into bankruptcy and has possession of tax revenues (whether collected before or after commencement of the bankruptcy). The United States Court of Appeals for the First Circuit, in

another case arising out of the insolvency proceedings of Puerto Rico, has held that the Bankruptcy Code prohibits the bankruptcy court from requiring a governmental debtor to apply revenues in accordance with applicable non-bankruptcy law. In yet another case arising out of the insolvency proceedings of Puerto Rico, the United States Court of Appeals for the First Circuit has held that creditors cannot bring suit in a non-bankruptcy court to compel the governmental debtor to comply with non-bankruptcy law without first obtaining the permission of the bankruptcy court, and that the bankruptcy court has discretion as to whether to provide permission.

Effects of Bankruptcy. There may be delays in payments on the Bonds while the court considers any of these issues. There also may be other possible effects of a bankruptcy of the District that could result in delays or reductions in payments on the Bonds, or other losses on the Bonds. Moreover, regardless of any specific adverse determinations in any District bankruptcy proceeding, the existence of a District bankruptcy proceeding could have an adverse effect on the liquidity, value, and market price of the Bonds.

Opinion of Bond Counsel Qualified by Reference to Bankruptcy, Insolvency and Other Laws Relating to or Affecting Creditor's Rights. The proposed form of opinion of Bond Counsel, included as Appendix D, is qualified by reference to bankruptcy, insolvency and other laws relating to or affecting creditor's rights.

Amounts Held in County Treasury Pool

The County, on behalf of the District, is expected to be in possession of the annual *ad valorem* property taxes and certain funds to repay the Bonds and may invest these funds in the County's Treasury Pool, as described in Appendix F – "THE LOS ANGELES COUNTY TREASURY POOL." Should those investments suffer any losses, there may be delays or reductions in payments on the Bonds.

Legality for Investment in the State

Under provisions of the State Financial Code, the Bonds are legal investments for commercial banks in the State to the extent that the Bonds, in the informed opinion of said bank, are prudent for the investment of funds of depositors, and, under provisions of the California Government Code, are eligible for security for deposits of public moneys in the State.

Continuing Disclosure

The District has covenanted for the benefit of the holders and beneficial owners of the Bonds to provide certain financial information and operating data relating to the District (the "Annual Report") for each fiscal year by not later than 240 days following the end of the District's fiscal year (currently ending June 30), commencing with the Annual Report for fiscal year 2025-26, and to provide notices of the occurrence of certain specified events (collectively, the "Listed Events"). The information to be contained in the Annual Report and in a notice of a Listed Event is set forth in Appendix E – "FORM OF CONTINUING DISCLOSURE CERTIFICATE." The District will provide or cause to be provided the Annual Report and such notices to the Municipal Securities Rulemaking Board through its Electronic Municipal Market Access system in the manner prescribed by the Securities and Exchange Commission ("SEC"). Copies of the District's annual reports and notices of Listed Event filings are available at the website of Digital Assurance Certification, L.L.C. ("DAC"), www.dacbond.com, and at the website of the Municipal Securities Rulemaking Board's Electronic Municipal Market Access ("EMMA") system, emma.msrb.org. The information presented on these websites is not incorporated by reference in this Official Statement and should not be relied upon in making an investment decision with respect to the Bonds. These covenants have been made in order to assist the Underwriters (defined herein) in complying with SEC Rule 15c2-12(b)(5) (the "Rule").

Due to the impact of COVID-19 on California school district operations during fiscal year 2019-20, California Senate Bill 98 extended the deadline for school districts to file their audited financial statements for fiscal year 2019-20 with the State to March 31, 2021. As a result, at the time of filing the District's Annual Report for fiscal year 2019-20, the District's audited financial statements for fiscal year 2019-20 were not yet available. The District's audited financial statements for fiscal year 2019-20 were subsequently filed to EMMA on March 30, 2021. Additionally, within the past five years, certain of the District's annual report and Listed Events filings required in connection with its prior continuing disclosure undertakings were not properly linked to all CUSIP numbers for the District's outstanding bonds.

Certain Legal Matters

The validity of the Bonds and certain other legal matters are subject to the approving opinion of Dannis Woliver Kelley, Long Beach, California, Bond Counsel to the District, and certain other conditions. A complete copy of the proposed form of opinion of Bond Counsel with respect to the Bonds is contained in Appendix D. Certain legal matters will also be passed upon for the District by its General Counsel and by the District's Disclosure Counsel, Dannis Woliver Kelley, Long Beach, California ("Disclosure Counsel"), [if negotiated sale add:] and for the Underwriters by their counsel, [Underwriter's Counsel], [City], [State] ("Underwriters' Counsel").

Each of Bond and Disclosure Counsel and Underwriters' Counsel will receive compensation contingent upon the sale and delivery of the Bonds. From time to time, Bond Counsel and Disclosure Counsel each may represent one or more of the Underwriters in matters unrelated to the District or the Bonds.

FINANCIAL STATEMENTS

The District's Audited Annual Financial Report for fiscal year ended June 30, 2025, including its general purpose financial statements for the fiscal year ended June 30, 2025, is included as Appendix B. The basic financial statements of the District for the fiscal year ended June 30, 2025 have been audited by Simpson & Simpson, independent certified public accountants, as stated in their report appearing in Appendix B. The District has not requested nor has the District obtained the consent of Simpson & Simpson to the inclusion of its report in Appendix B. Simpson & Simpson has not been engaged to perform and has not performed, since the date of its report included herein, any procedures on the financial statements addressed in that report. Simpson & Simpson has not been requested to perform and has not performed any procedures relating to the Official Statement.

LITIGATION

There is no litigation pending against the District or, to the knowledge of its respective executive officers, threatened, seeking to restrain or enjoin the issuance, sale, execution or delivery of the Bonds or in any way contesting or affecting the validity of the Bonds or the Authorizations or any proceedings of the District taken with respect to the issuance or sale thereof, or the levy or application of *ad valorem* property taxes for the payment of principal of and interest on the Bonds or the use of the proceeds of the Bonds. There are no pending lawsuits that, in the opinion of the District's General Counsel, challenge the validity of the Bonds, the existence of the District, or the title of the executive officers to their respective offices. There are a number of lawsuits and claims pending against the District. See APPENDIX A – "DISTRICT FINANCIAL INFORMATION AND REGIONAL ECONOMIC AND DEMOGRAPHIC INFORMATION – DISTRICT FINANCIAL INFORMATION – Risk Management and Litigation." In the opinion of the District, the outcome of the presently pending suits and claims will not materially impair the District's repayment of the Bonds.

MISCELLANEOUS

Ratings

Fitch Ratings, Inc. ("Fitch"), Kroll Bond Rating Agency, LLC ("KBRA"), and Moody's Investors Service Inc. ("Moody's") have assigned their municipal bond ratings of "[__]," "[__]," and "[__]," respectively, to the Bonds, which may include information that has not been included in this Official Statement. The District has furnished to each rating agency certain materials and information with respect to itself and the Bonds. Generally, rating agencies base their ratings on such information and materials and on their own investigations, studies and assumptions. Each rating reflects only the view of the respective rating agency, and any explanation of the significance of such rating may be obtained only from the issuing rating agency furnishing the same, at the following addresses: Fitch Ratings, Inc., 33 Whitehall Street, New York, New York 10004, telephone: (212) 908-0800, Kroll Bond Rating Agency, LLC, 805 Third Avenue, 29th floor, New York, New York 10022, telephone: (212) 702-0707, and Moody's Investors Service, Inc., 7 World Trade Center at 250 Greenwich Street, New York, New York 10007, telephone: (212) 533-0300. There is no assurance that any such rating will continue for any given period of time or that it will not be revised downward or withdrawn entirely by such rating agency, if, in its judgment, circumstances so warrant. Any such downward revision or withdrawal of any such rating may have an adverse effect on the market price of the Bonds.

Municipal Advisor

The District has retained KNN Public Finance, LLC, as Municipal Advisor (the "Municipal Advisor") in connection with the issuance of the Bonds and certain other financial matters. The Municipal Advisor has not been engaged, nor has it undertaken, to audit, authenticate or otherwise verify the information set forth in this Official Statement, or any other related information available to the District, with respect to accuracy and completeness of disclosure of such information. The Municipal Advisor has reviewed this Official Statement but makes no guaranty, warranty or other representation respecting accuracy and completeness of the information contained in this Official Statement. The Municipal Advisor will receive compensation from the District contingent upon the sale and delivery of the Bonds.

[IF NEGOTIATED SALE INCLUDE UNDERWRTING SECTION]

Underwriting

The Bonds are being purchased by [Underwriters], on behalf of a syndicate that also includes the other underwriters set forth on the cover hereof (collectively, the "Underwriters"). The Underwriters have agreed to purchase the Bonds at the purchase price of $[_____] (which amount is equal to the aggregate principal amount of the Bonds, [plus/less] [net] original issue [premium/discount] of $[_____], less an Underwriters' discount of $[_____]), pursuant to that certain Bond Purchase Agreement, dated [DATE] (the "Purchase Agreement"), by and among the Underwriters, the County and the District, relating to the Bonds. Pursuant to the Purchase Agreement, the Underwriters will purchase all of the Bonds if any are purchased.

The Underwriters may offer and sell the Bonds to certain securities dealers and dealer banks and banks acting as agent at prices lower than the public offering prices stated on the inside cover page of this Official Statement. The public offering prices may be changed from time to time by the Underwriters.

The Underwriters have provided the following paragraphs for inclusion in the section "MISCELLANEOUS – Underwriting." No representation is made by the District as to the accuracy, completeness or adequacy of such information.

Certain of the Underwriters and their respective affiliates are full service financial institutions engaged in various activities, which may include sales and trading, commercial and investment banking, advisory, investment management, investment research, principal investment, hedging, market making, brokerage and other financial and non-financial activities and services. Under certain circumstances, the Underwriters and their affiliates may have certain creditor and/or other rights against the District and its affiliates in connection with such activities. In the various course of their various business activities, the Underwriters and their respective affiliates, officers, directors and employees may purchase, sell or hold a broad array of investments and actively trade securities, derivatives, loans, commodities, currencies, credit default swaps and other financial instruments for their own account and for the accounts of their customers, and such investment and trading activities may involve or relate to assets, securities and/or instruments of the District (directly, as collateral securing other obligations or otherwise) and/or persons and entities with relationships with the District. The Underwriters and their respective affiliates may also communicate independent investment recommendations, market color or trading ideas and/or publish or express independent research views in respect of such assets, securities or instruments and may at any time hold, or recommend to clients that they should acquire, long and/or short positions in such assets, securities and instruments.

[IF COMPETITIVE SALE INCLUDE METHOD OF SALE SECTION]

Method of Sale

Following a competitive bid process, as provided in the Official Notice of Sale, dated [____], 2026 (the "Notice of Sale"), [Underwriter] (the "Underwriter"), has submitted the lowest bid to purchase the Bonds at a price of $[_____] (reflecting the principal amount of the Bonds plus a net original issue premium in the amount of $[_____] and less an Underwriter's discount of $[_____]).

The Notice of Sale provides that all Bonds must be purchased if any are purchased, and that the obligation to make such purchase are subject to certain terms and conditions set forth in the Notice of Sale, the approval of certain legal matters by Bond Counsel, and certain other conditions. The Underwriter has

represented to the District that the Bonds have been reoffered to the public at the prices or yields stated on the inside front cover page hereof.

Additional Information

The purpose of this Official Statement is to provide information to prospective buyers of the Bonds. Quotations from and summaries of the Bonds, the Resolutions, and the constitutional provisions, statutes and other documents described herein do not purport to be complete, and reference is made to said documents, constitutional provisions and statutes for full and complete statements of their provisions. Any statements in this Official Statement involving matters of opinion, whether or not expressly so stated, are intended as such and not as representations of fact. This Official Statement is not a contract or agreement between the District and the purchasers or owners of any of the Bonds.

Execution and Delivery

The District has duly authorized the execution and delivery of this Official Statement.

LOS ANGELES UNIFIED SCHOOL DISTRICT

By:_____
Chief Financial Officer

APPENDIX A

DISTRICT FINANCIAL INFORMATION AND REGIONAL ECONOMIC AND DEMOGRAPHIC INFORMATION

APPENDIX B

AUDITED ANNUAL FINANCIAL REPORT OF THE DISTRICT FOR FISCAL YEAR ENDED JUNE 30, 2025

APPENDIX C

BOOK-ENTRY ONLY SYSTEM

THE INFORMATION IN THIS APPENDIX C CONCERNING THE DEPOSITORY TRUST COMPANY AND ITS BOOK-ENTRY SYSTEM HAS BEEN OBTAINED FROM SOURCES THAT THE DISTRICT AND THE UNDERWRITERS BELIEVE TO BE RELIABLE, BUT THE DISTRICT AND THE UNDERWRITERS TAKE NO RESPONSIBILITY FOR THE ACCURACY OR COMPLETENESS THEREOF. THERE CAN BE NO ASSURANCE THAT THE DEPOSITORY TRUST COMPANY WILL ABIDE BY ITS PROCEDURES OR THAT SUCH PROCEDURES WILL NOT BE CHANGED FROM TIME TO TIME.

The Depository Trust Company ("DTC") will act as securities depository for the Bonds. The Bonds will be issued as fully-registered securities registered in the name of Cede & Co. (DTC's partnership nominee) or such other name as may be requested by an authorized representative of DTC. One fully-registered security certificate will be issued for each maturity of the Bonds, each in the aggregate principal amount of such maturity, and will be deposited with DTC.

DTC, the world's largest security depository, is a limited-purpose trust company organized under the New York Banking Law, a "banking organization" within the meaning of the New York Banking Law, a member of the Federal Reserve System, a "clearing corporation" within the meaning of the New York Uniform Commercial Code, and a "clearing agency" registered pursuant to the provisions of Section 17A of the Securities Exchange Act of 1934. DTC holds and provides asset servicing for over 3.5 million issues of U.S. and non-U.S. equity issues, corporate and municipal debt issues, and money market instruments (from over 100 countries) that DTC's participants ("Direct Participants") deposit with DTC. DTC also facilitates the post-trade settlement among Direct Participants of sales and other securities transactions in deposited securities, through electronic computerized book-entry transfers and pledges between Direct Participants' accounts. This eliminates the need for physical movement of securities certificates. Direct Participants include both U.S. and non-U.S. securities brokers and dealers, banks, trust companies, clearing corporations, and certain other organizations. DTC is a wholly-owned subsidiary of The Depository Trust & Clearing Corporation ("DTCC"). DTCC is the holding company for DTC, National Securities Clearing Corporation and Fixed Income Clearing Corporation, all of which are registered clearing agencies. DTCC is owned by the users of its regulated subsidiaries. Access to the DTC system is also available to others such as both U.S. and non-U.S. securities brokers and dealers, banks, trust companies, and clearing corporations that clear through or maintain a custodial relationship with a Direct Participant, either directly or indirectly ("Indirect Participants"). DTC has a Standard & Poor's rating of AA+. The DTC Rules applicable to its Participants are on file with the Securities and Exchange Commission. More information about DTC can be found at **www.dtcc.com**. Information on these websites is not incorporated herein by reference.

Purchases of the Bonds under the DTC system must be made by or through Direct Participants, which will receive a credit for the Bonds on DTC's records. The ownership interest of each actual purchaser of each security ("Beneficial Owner") is in turn to be recorded on the Direct and Indirect Participants' records. Beneficial Owners will not receive written confirmation from DTC of their purchase. Beneficial Owners are, however, expected to receive written confirmations providing details of the transaction, as well as periodic statements of their holdings, from the Direct or Indirect Participant through which the Beneficial Owner entered into the transaction. Transfers of ownership interests in the Bonds are to be accomplished by entries made on the books of Direct and Indirect Participants acting on behalf of Beneficial Owners. Beneficial Owners will not receive certificates representing their ownership interests in the Bonds, except in the event that use of the book-entry system for the Bonds is discontinued.

To facilitate subsequent transfers, all Bonds deposited by Direct Participants with DTC are registered in the name of DTC's partnership nominee, Cede & Co., or such other name as may be requested by an authorized representative of DTC. The deposit of the Bonds with DTC and their registration in the name of Cede & Co. or such other DTC nominee do not effect any change in beneficial ownership. DTC has no knowledge of the actual Beneficial Owners of the Bonds; DTC's records reflect only the identity of the Direct Participants to whose accounts such Bonds are credited, which may or may not be the Beneficial Owners. The Direct and Indirect Participants will remain responsible for keeping account of their holdings on behalf of their customers.

Conveyance of notices and other communications by DTC to Direct Participants, by Direct Participants to Indirect Participants, and by Direct Participants and Indirect Participants to Beneficial Owners will be governed by arrangements among them, subject to any statutory or regulatory requirements as may be in effect from time to time. Beneficial Owners of the Bonds may wish to take certain steps to augment the transmission to them of notices of significant events with respect to the Bonds, such as redemptions, tenders, defaults, and proposed amendments to the security documents. For example, Beneficial Owners of the Bonds may wish to ascertain that the nominee holding the Bonds for their benefit has agreed to obtain and transmit notices to Beneficial Owners. In the alternative, Beneficial Owners may wish to provide their names and addresses to the registrar and request that copies of notices be provided directly to them.

Redemption notices shall be sent to DTC. If less than all of the Bonds are to be redeemed, DTC's practice is to determine by lot the amount of the interest of each Direct Participant in such issue to be redeemed.

Neither DTC nor Cede & Co. (nor any other DTC nominee) will consent or vote with respect to the Bonds unless authorized by a Direct Participant in accordance with DTC's MMI Procedures. Under its usual procedures, DTC mails an Omnibus Proxy to the District as soon as possible after the record date. The Omnibus Proxy assigns Cede & Co.'s consenting or voting rights to those Direct Participants to whose accounts the Bonds are credited on the record date (identified in a listing attached to the Omnibus Proxy).

Redemption proceeds, distributions, and other payments on the Bonds will be made to Cede & Co., or such other nominee as may be requested by an authorized representative of DTC. DTC's practice is to credit Direct Participants' accounts upon DTC's receipt of funds and corresponding detail information from the District, on payable date in accordance with their respective holdings shown on DTC's records. Payments by Participants to Beneficial Owners will be governed by standing instructions and customary practices, as is the case with securities held for the accounts of customers in bearer form or registered in "street name," and will be the responsibility of such Participant and not of DTC or the District subject to any statutory or regulatory requirements as may be in effect from time to time. Payment of redemption proceeds, distributions, and other payments to Cede & Co. (or such other nominee as may be requested by an authorized representative of DTC) is the responsibility of the District, disbursement of such payments to Direct Participants will be the responsibility of DTC, and disbursement of such payments to the Beneficial Owners will be the responsibility of Direct and Indirect Participants.

DTC may discontinue providing its services as depository with respect to the Bonds at any time by giving reasonable notice to the District. Under such circumstances, in the event that a successor depository is not obtained, security certificates are required to be printed and delivered.

The District may decide to discontinue use of the system of book-entry-only transfers through DTC (or a successor securities depository). In that event, certificates will be printed and delivered to DTC and the requirements of the Resolution with respect to certificated Bonds will apply.

THE DISTRICT, THE COUNTY, THE PAYING AGENT, THE MUNICIPAL ADVISOR, AND THE UNDERWRITERS CANNOT AND DO NOT GIVE ANY ASSURANCES THAT DTC, DIRECT PARTICIPANTS OR INDIRECT PARTICIPANTS OF DTC WILL DISTRIBUTE TO THE BENEFICIAL OWNERS OF THE BONDS (1) PAYMENTS OF PRINCIPAL OF AND INTEREST ON THE BONDS (2) CONFIRMATIONS OF THEIR OWNERSHIP INTERESTS IN THE BONDS OR (III) OTHER NOTICES SENT TO DTC OR CEDE & CO., ITS PARTNERSHIP NOMINEE, AS THE REGISTERED OWNER OF THE BONDS, OR THAT THEY WILL DO SO ON A TIMELY BASIS, OR THAT DTC, DIRECT PARTICIPANTS OR INDIRECT PARTICIPANTS WILL SERVE AND ACT IN THE MANNER DESCRIBED IN THIS OFFICIAL STATEMENT.

NEITHER THE DISTRICT, THE COUNTY, THE PAYING AGENT, THE MUNICIPAL ADVISOR, NOR THE UNDERWRITERS WILL HAVE ANY RESPONSIBILITY OR OBLIGATIONS TO DTC, THE DIRECT PARTICIPANTS, THE INDIRECT PARTICIPANTS OF DTC OR THE BENEFICIAL OWNERS WITH RESPECT TO (1) THE ACCURACY OR COMPLETENESS OF ANY RECORDS MAINTAINED BY DTC OR ANY DIRECT PARTICIPANTS OR INDIRECT PARTICIPANTS OF DTC, (2) THE PAYMENT BY DTC OR ANY DIRECT PARTICIPANTS OR INDIRECT PARTICIPANTS OF DTC OF ANY AMOUNT DUE TO ANY BENEFICIAL OWNER IN RESPECT OF THE PRINCIPAL AMOUNT OF OR INTEREST ON THE BONDS, (3) THE DELIVERY BY DTC OR ANY DIRECT PARTICIPANTS OR INDIRECT PARTICIPANTS OF DTC OF ANY NOTICE TO ANY BENEFICIAL OWNER THAT IS REQUIRED OR PERMITTED TO BE GIVEN TO OWNERS UNDER THE TERMS OF THE RESOLUTION, OR (4) ANY CONSENT GIVEN OR OTHER ACTION TAKEN BY DTC AS OWNER OF THE BONDS.

APPENDIX D

PROPOSED FORM OF OPINION OF BOND COUNSEL

Upon issuance of the Bonds, Dannis Woliver Kelley, Long Beach, California, Bond Counsel to the Los Angeles Unified School District, will render its approving opinion with respect to the Bonds in substantially the following forms:

[Closing Date]

Board of Education
Los Angeles Unified School District
Los Angeles, California

Re: $[PAR AMOUNT] Los Angeles Unified School District
(County of Los Angeles, California)
General Obligation Bonds, Series QRRUS (2026)
(Dedicated Unlimited *Ad Valorem* Property Tax Bonds)

Ladies and Gentlemen:

We have acted as bond counsel for the Los Angeles Unified School District (County of Los Angeles, California) (the "District"), in connection with the issuance by the District of $_____ aggregate principal amount of the District's General Obligation Bonds, Series QRRUS (2026) (Dedicated Unlimited *Ad Valorem* Property Tax Bonds) (the "Bonds"). The Bonds are issued pursuant to the provisions of Chapters 1 and 1.5 of Part 10 of Division 1 of Title 1 of the Education Code of the State of California (commencing at Section 53506), as amended, and a resolution of the Board of Supervisors of the County of Los Angeles (the "County") adopted on [_____], 2026 (the "County Resolution") at the request of the District pursuant to a resolution adopted by the Board of Education of the District (the "District Board") on [_____], 2026 (the "District Resolution" and, together with the County Resolution, the "Resolutions"). All terms used herein and not otherwise defined shall have the meanings given to them in the Resolutions.

As bond counsel, we have examined copies certified to us as being true and complete copies of the proceedings of the District and the County for the authorization and issuance of the Bonds, including the Resolutions. Our services as such bond counsel were limited to an examination of such proceedings and to the rendering of the opinions set forth below. In this connection, we have also examined such certificates of public officials and officers of the District and the County as we have considered necessary for the purposes of this opinion.

Certain agreements, requirements and procedures contained or referred to in the Resolutions and other relevant documents may be changed and certain actions (including, without limitation, defeasance of Bonds) may be taken or omitted under the circumstances and subject to the terms and conditions set forth in such documents. No opinion is expressed herein as to any effect on any Bonds if any such change occurs or action is taken or omitted upon the advice or approval of counsel other than ourselves.

The opinions expressed herein are based on an analysis of existing laws, regulations, rulings and court decisions and cover certain matters not directly addressed by such authorities. Such opinions may be affected by actions taken or omitted or events occurring after the date hereof. We have not undertaken to determine, or to inform any person, whether any such actions or events are taken or do occur. Our

engagement with respect to the Bonds has concluded with their issuance, and we disclaim any obligation to update this letter. We have assumed the genuineness of all documents and signatures presented to us (whether as originals or as copies) and the due and legal execution and delivery thereof by any parties other than the District. We have not undertaken to verify independently, and have assumed, the accuracy of the factual matters represented, warranted or certified in the documents referred to in the second paragraph hereof. Furthermore, we have assumed compliance with all covenants and agreements contained in the Resolutions. We call attention to the fact that the rights and obligations under the Bonds and the Resolutions may be subject to bankruptcy, insolvency, reorganization, arrangement, fraudulent conveyance, moratorium and other laws relating to or affecting creditors, rights, to the application of equitable principles, to the exercise of judicial discretion in appropriate cases and to the limitations on legal remedies against public entities in the State of California. We express no opinion with respect to any indemnification, contribution, choice of law, choice of forum or waiver provisions contained in the foregoing documents. We express no opinion and make no comment with respect to the sufficiency of the security for the marketability of the Bonds. Finally, we undertake no responsibility for the accuracy, completeness or fairness of the Official Statement or other offering material relating to the Bonds and express no opinion herein with respect thereto.

Based on and subject to the foregoing and in reliance thereon, as of the date hereof, we are of the following opinions:

1. The Bonds constitute valid and binding general obligations of the District.

2. The Bonds are payable as to both principal and interest from the proceeds of a levy of *ad valorem* taxes on all property subject to such taxes in the District, which taxes are unlimited as to rate or amount, except for certain personal property that is taxable at limited rates.

3. The County Resolution has been duly adopted by the Board of Supervisors of the County and constitutes a valid and binding obligation of the County enforceable against the County in accordance with its terms.

4. The District Resolution has been duly adopted by the District Board and constitutes a valid and binding obligation of the District enforceable against the District in accordance with its terms.

5. Interest on the Bonds maturing on and after July 1, 20__ (the "Tax-Exempt Bonds") is excluded from the gross income of the owners thereof for federal income tax purposes under Section 103 of the Internal Revenue Code of 1986, as amended.

6. Interest on the Bonds is exempt from personal income taxes of the State of California.

Bondholders should note that interest on the Tax-Exempt Bonds is not a preference item for purposes of the alternative minimum tax imposed on individuals but is taken into account in determining the annual adjusted financial statement income for the purpose of computing the alternative minimum tax imposed on certain corporations. Ownership of tax-exempt obligations such as the Tax-Exempt Bonds may result in collateral tax consequences. The nature and extent of these other tax consequences will depend upon the particular tax status of the owner of the Tax-Exempt Bonds or such owner's other items of income or deduction. We express no opinion with respect to any federal, state, or local tax consequences, under present law or any proposed legislation, resulting from the receipt or accrual of interest on, or the acquisition or disposition of, the Bonds.

Our opinions are based on existing law, which is subject to change. Such opinions are further based on our knowledge of facts as of the date hereof. We assume no duty to update or supplement our opinions

to reflect any facts or circumstances that may thereafter come to our attention or to reflect any changes in any law that may thereafter occur or become effective. Our opinions represent our legal judgment based upon our review of existing law that we deem relevant to such opinions and in reliance upon the representations and covenants referenced above.

The foregoing opinions represent our legal judgment based upon a review of existing legal authorities that we deem relevant to render such opinions and are not a guarantee of results.

Dannis Woliver Kelley

APPENDIX E

FORM OF CONTINUING DISCLOSURE CERTIFICATE

APPENDIX F

THE LOS ANGELES COUNTY TREASURY POOL

The Treasurer and Tax Collector of the County of Los Angeles (the "Treasurer") manages, in accordance with California Government Code Section 53600 et seq., funds deposited with the Treasurer by County school and community college districts, various special districts, and some cities. State law generally requires that all moneys of the County, school districts, and certain special districts be held in the County's Treasury Pool (the "Treasury Pool") as described below. The composition and value of investments under management in the Treasury Pool vary from time to time, depending on the cash flow needs of the County and the other public agencies invested in the Treasury Pool, the maturity or sale of investments, purchase of new securities and fluctuations in interest rates generally. Additionally, the Treasurer, with the consent of the Board of Supervisors of the County of Los Angeles (the "County"), may change the County investment policy at any time. Therefore, there can be no assurance that the values of the various investments in the Treasury Pool will not vary significantly from the values described herein. Neither the District, the Municipal Advisor nor the Underwriters make any representation as to the accuracy or adequacy of such information or as to the absence of material adverse changes in such information subsequent to the date hereof, or that the information contained herein is correct as of any time subsequent to its date. The Treasurer maintains a website, the address of which is ***https://ttc.lacounty.gov/monthly-reports/****, on which the Treasurer periodically places information relating to the Treasury Pool. The information presented there, however, is not part of this Official Statement, is not incorporated by reference herein and should not be relied upon in making an investment decision with respect to the Bonds.*

The County of Los Angeles Pooled Surplus Investments

The Treasurer and Tax Collector (the "Treasurer") of the County of Los Angeles (the "County") has the delegated authority to invest funds on deposit in the County Treasury (the "Treasury Pool"). As of February 28, 2026, investments in the Treasury Pool were held for local agencies including school districts, community college districts, special districts and discretionary depositors such as cities and independent districts in the following amounts:

Local Agency	Invested Funds (in billions)
County of Los Angeles and Special Districts	$24.350
Schools and Community Colleges	28.136
Discretionary Participants	3.536
Total	$56.022

The Treasury Pool participation composition is as follows:

Non-discretionary Participants	93.69%
Discretionary Participants:	
Independent Public Agencies	6.18
County Bond Proceeds and Repayment Funds	0.13
Total	100.00%

Decisions on the investment of funds in the Treasury Pool are made by the County Investment Officer in accordance with established policy, with certain transactions requiring the Treasurer's prior approval. In Los Angeles County, investment decisions are governed by Chapter 4 (commencing with Section 53600) of Part 1 of Division 2 of Title 5 of the California Government Code, which governs legal

investments by local agencies in the State of California, and by a more restrictive Investment Policy developed by the Treasurer and adopted by the Los Angeles County Board of Supervisors on an annual basis. The Investment Policy adopted on March 11, 2025, reaffirmed the following criteria and order of priority for selecting investments:

1. Safety of Principal
2. Liquidity
3. Return on Investment

The Treasurer prepares a monthly Report of Investments (the "Investment Report") summarizing the status of the Treasury Pool, including the current market value of all investments. This report is submitted monthly to the Board of Supervisors. According to the Investment Report dated March 31, 2026, the February 28, 2026 book value of the Treasury Pool was approximately $56.022 billion, and the corresponding market value was approximately $54.970 billion.

An internal controls system for monitoring cash accounting and investment practices is in place. The Treasurer's Compliance Auditor, who operates independently from the Investment Officer, reconciles cash and investments to fund balances daily. The Compliance Auditor's staff also reviews each investment trade for accuracy and compliance with the Board adopted Investment Policy. On a quarterly basis, the County's outside independent auditor (the "External Auditor") reviews the cash and investment reconciliations for completeness and accuracy. Additionally, the External Auditor reviews investment transactions on a quarterly basis for conformance with the approved Investment Policy and annually accounts for all investments.

The following table identifies the types of securities held by the Treasury Pool as of February 28, 2026.

Type of Investment	% of Pool
Certificates of Deposit	3.84%
U.S. Government and Agency Obligations	65.81
Bank Acceptances	0.00
Commercial Paper	30.32
Municipal Obligations	0.03
Corporate Notes & Deposit Notes	0.00
Repurchase Agreements	0.00
Asset Backed Instruments	0.00
Other	0.00
	100.00%

The Treasury Pool is highly liquid. As of February 28, 2026, approximately 41.97% of the investments mature within 60 days, with an average of 374 days to maturity for the entire portfolio.

ATTACHMENT G

APPENDIX A

DISTRICT FINANCIAL INFORMATION AND REGIONAL ECONOMIC AND DEMOGRAPHIC INFORMATION

This Appendix A provides information concerning the operations and finances of the Los Angeles Unified School District (the "District") and certain demographic information in the area covered by the District. Investors must read the entire Official Statement, including this Appendix A, to obtain information essential to making an informed investment decision. The Bonds do not constitute an obligation of the District for which the District is obligated to levy or pledge any form of taxation or for which the District has levied or pledged any form of taxation, and neither the Bonds nor the obligation of the District to make payment of the interest on or the principal of the Bonds constitutes an indebtedness of the District or the State, or any of its political subdivisions, in contravention of any constitutional or statutory debt limitation or restriction. See "SECURITY AND SOURCES OF PAYMENT FOR THE BONDS" in the forepart of this Official Statement. See also "GLOSSARY OF CERTAIN TERMS AND ABBREVIATIONS" herein for a description of certain terms and abbreviations used in this Appendix A.

DISTRICT GENERAL INFORMATION

District Boundaries

The District, encompassing approximately 710 square miles, is located in the western section of the County of Los Angeles (the "County") in the State of California (the "State"). The District's boundaries include virtually all of the City of Los Angeles (the "City"), all of the Cities of Cudahy, Gardena, Huntington Park, Lomita, Maywood, San Fernando, Vernon and West Hollywood, and portions of the Cities of Bell, Bell Gardens, Beverly Hills, Calabasas, Carson, Commerce, Culver City, Downey, Hawthorne, Inglewood, Long Beach, Lynwood, Montebello, Monterey Park, Rancho Palos Verdes, Rolling Hills Estates, Santa Clarita, Santa Monica, South Gate, and Torrance. In addition, the District provides services to several unincorporated areas of the County, which include residential and industrial areas. The boundaries for the District are approximately 80% coterminous with the City, with the remaining 20% included in the smaller neighboring cities and unincorporated County areas described above. The District was formed in 1854 as the Common Schools for the City and became a unified school district in 1960.

District Governance; Senior Management

District Board. The District is governed by a seven-member Board of Education (the "District Board"), each member of which is a voting member and elected by voters within such member's designated district. The members of the District Board are elected to four-year terms in alternate slates of three and four, with elections held every two years. In an election year, if a candidate receives a majority of the votes cast for a District Board seat in the primary election, that candidate is elected to the office. In the event no candidate receives a majority of the votes cast for a District Board seat, there is a runoff election at the general election between the two candidates receiving the highest number of votes for the seat in the primary election. The current members of the District Board along with their district and term are set forth below.

District	Member	Term Ending
3	Scott Schmerelson, President	December 10, 2028
2	Dr. Rocio Rivas, Vice President	December 13, 2026
1	Sherlett Hendy Newbill	December 10, 2028
4	Nick Melvoin	December 13, 2026
5	Karla Griego	December 10, 2028
6	Kelly Gonez	December 13, 2026
7	Tanya Ortiz Franklin	December 10, 2028

Superintendent. The chief executive officer of the District, appointed by the District Board to manage the day-to-day operations of the District, is the Superintendent of Schools (the "Superintendent"). The District Board appointed Alberto M. Carvalho to serve as the Superintendent effective February 2022.

On February 27, 2026, the District Board voted unanimously to place Superintendent Alberto M. Carvalho on paid administrative leave pending investigation and named Andrés E. Chait as Acting Superintendent of the District, effective immediately. On February 25, 2026, the Federal Bureau of Investigation (the "FBI") executed search warrants at both Superintendent Carvalho's residence and District headquarters. The District is cooperating with the ongoing federal investigation, but cannot provide further specifics at this time, nor can the District make any assurances as to any outcome of the investigation or its impact on District operations. The Board action on February 27, 2026, was taken to ensure the District's leadership remains focused on the mission of providing world-class teaching and learning in the classroom.

Biographies. Brief biographical information for Acting Superintendent Andres Chait, Superintendent Alberto M. Carvalho and other senior management of the District is set forth below.

Andrés Chait, Acting Superintendent. Acting Superintendent Andrés E. Chait brings decades of experience as an educator and district leader. From kindergarten teacher to principal, Local District Superintendent to Chief of School Operations, he has built a strong track record of student-centered leadership and operational excellence.

As Superintendent of Local District Northeast, he oversaw a diverse portfolio of schools and led efforts to strengthen instructional quality, improve attendance, and support school leaders in driving academic growth. Under his leadership, schools in the region focused on targeted interventions, expanded student supports, and deeper engagement with families and communities.

In his role as Chief of School Operations, Mr. Chait was responsible for ensuring that schools across the District had the operational infrastructure necessary to support teaching and learning. This included oversight of critical areas such as school safety, transportation, nutrition services, and daily operational systems. He worked closely with principals and central office teams to streamline processes, strengthen campus safety protocols, improve service delivery, and align operational systems with the District's academic priorities — ensuring that schools remained safe, well-supported environments where students and staff can thrive.

He also oversaw District operations during a particularly challenging period, including the impacts of the Palisades and Eaton fires and heightened immigration enforcement activity across the region. During these events, he helped coordinate cross-departmental response efforts to maintain school continuity, support affected families and reinforce safety and stability for students and staff across the District. His leadership across both roles reflects a consistent commitment to equity, collaboration, and creating the conditions for schools and students to thrive

Alberto M. Carvalho, Superintendent[1]. Alberto M. Carvalho has served as Superintendent of the District, the nation's second-largest school district, since February 2022. He was selected by the District Board in a unanimous vote following a comprehensive community engagement process and a nationwide search.

Since starting at the District, Superintendent Carvalho has led the development and implementation of the District's unanimously approved 2022-2026 Ready for the World Strategic Plan. Numerous

[1] On February 27, 2026, the District Board placed Superintendent Carvalho on administrative leave. See "- *Superintendent"* above.

initiatives and ideas have enhanced the plan, including the launch of the STEAM Lab Makerspaces, Education Transformation Office, Cultural Arts Passport, and Family Academy. Through Superintendent Carvalho's leadership, the District has also established nine new education compacts between the District and local municipalities, made significant progress in greening schools.

During his 14-year tenure as Superintendent of Miami-Dade County Public Schools ("M-DCPS"), Superintendent Carvalho garnered local, state, national and international recognition. His honors include being named Florida's 2014 Superintendent of the Year; the 2014 National Superintendent of the Year; the 2016 Magnet Schools of America Superintendent of the Year, the 2016 winner of the Harold W. McGraw Prize in Education; the 2018 National Urban Superintendent of the Year; and the 2019 National Association for Bilingual Education (NABE) Superintendent of the Year.

Under his leadership, M-DCPS became one of the nation's highest-performing urban school systems, receiving systemwide accreditation from AdvancEd in 2014 and 2019. M-DCPS was named as the 2014 College Board Advanced Placement Equity and Excellence District of the Year and the 2012 winner of the Broad Prize for Urban Education.

Superintendent Carvalho was appointed by the U.S. Secretary of Education to serve on the National Assessment Governing Board. He has served as a committee member for the National Academies of Science, Engineering, and Medicine and is currently serving as an Advisory Committee Member to the Harvard Program on Education Policy and Governance. Superintendent Carvalho is also a dedicated member the Homeland Security Academic Partnership Council, the National Board of Directors for Common Threads, the Posse Foundation, the Aspen Institute's Planet Media Task Force, and Code.org. He is a member of the Leadership Table for the Los Angeles County Executive Committee on Homelessness and serves on the Board of Directors of The Music Center of Los Angeles.

Superintendent Carvalho has been awarded many honorary degrees. He has been honored by the President of Portugal with the "Ordem de Mérito Civil" and by Mexico with the "Ohtli Award." He was also knighted by King Felipe VI of Spain with the Cross of the Orden de Isabel la Católica.

Jaime G. Torrens, Senior Advisor to the Superintendent. Mr. Torrens, Senior Advisor to the Superintendent of the District, is responsible for assisting and supporting the Superintendent in the overall operation of the District, the largest self-governing public school district in the nation. Mr. Torrens also oversees the District's eco-sustainability, compliance and audits, and environmental health and safety functions. Mr. Torrens previously served as Deputy Superintendent and Chief of Staff for Miami-Dade County Public Schools ("M-DCPS") where he oversaw a broad portfolio of functional areas. Among other duties, he led the M-DCPS' response and recovery related to COVID-19 (as defined herein).

As Chief Facilities Officer for over 12 years, he was responsible for all aspects of facilities planning, construction, maintenance, operations and inspections at the fourth largest school system in the nation. As a member of the Superintendent's Cabinet, he directed a staff of 1,000 professional and technical personnel responsible for all aspects of 3,100 buildings comprising 45 million square feet on over 400 school campuses and ancillary facilities.

Mr. Torrens also led the implementation of M-DCPS' $1.2 billion general obligation bond program approved by voters in 2012 to renovate, construct, and modernize school facilities throughout Miami-Dade County. This extensive capital improvement program included instructional technology upgrades at every school to provide equity throughout all campuses. Concurrently, he helped launch a comprehensive business development program which drastically expanded participation of small, minority and women-owned businesses that had been historically underrepresented in the construction industry.

Mr. Torrens served M-DCPS in various positions of increasing responsibility related to facilities management and district/emergency operations. He led M-DCPS' infusion of sustainability principles into design criteria and specifications for capital projects, implemented the Guaranteed Energy Performance Contracting Program, and opened the first Gold Certified comprehensive high school under the LEED for Schools Program.

Mr. Torrens holds a Master of Science in Management Information Systems and a Bachelor of Science in Electrical Engineering from Florida International University, and he is a LEED Accredited Professional.

Mr. Pedro Salcido, Deputy Superintendent Business Services and Operations. Pedro Salcido has been a dedicated member of the District since 2012, advancing through a variety of roles that reflect his deep commitment to both educational equity and operational excellence. Currently serving as the Deputy Superintendent of Business Services and Operations, Mr. Salcido oversees the essential divisions that keep the District running, including finance, food services, facilities, information technology, medical services, procurement, school operations, school police, and transportation. His strategic priorities include addressing the digital divide, advancing school bus electrification and systems modernization, improving school meals, modernizing wireless networks, leading school building renovations, and implementing strategic budgeting efforts.

Since his appointment in November 2022, Mr. Salcido has spearheaded multiple initiatives that are critical to the District's long-term goals. Notably, he has been instrumental in efforts to close the digital divide and modernize technological systems, ensuring that all students and staff have access to state-of-the-art tools for teaching, learning, and communication. His leadership also extends to the District's sustainability efforts, such as the transition to electric school buses, and his work on improving the quality of school meals, making them both healthier and more appealing to students.

Before becoming Deputy Superintendent of Business Services and Operations, Mr. Salcido served as the Chief of Staff, where he played a pivotal role in managing the District's academic and non-academic operations. As the Superintendent's principal liaison to the District Board, he facilitated the execution of policies and worked closely with Superintendent Carvalho on the development of both the 100-Day Plan and the Strategic Plan. His work continues to focus on aligning the District's resources with its most urgent priorities, ensuring that every decision is made with a focus on equity and efficiency.

One of Mr. Salcido's most significant contributions to the District has been his leadership in the development and implementation of the Student Equity Needs Index (SENI), a funding allocation model designed to address the District's most pressing equity challenges. Today, SENI is used to distribute nearly $700 million to the schools that need it most. This initiative is just one example of how Mr. Salcido has worked tirelessly to expand both equitable financial practices and programmatic efforts across the District.

Mr. Salcido's experience also includes serving as Senior Executive Director of Finance and Policy and Director of Government Relations, where he led state, federal, and local advocacy efforts, managed labor negotiations, and oversaw the District's financial operations and policy development. He played a key role in the establishment of the District's Local Control and Accountability Plan, aligning budget practices with a system of accountability and community engagement that continues to guide the District's efforts.

As a first-generation Mexican American, son of immigrants, and the first in his family to graduate from high school and college, Mr. Salcido brings a personal perspective to his leadership. He connects deeply with the educational journeys of the District's diverse students and is committed to listening to the

voices of staff, students, and families to ensure that their experiences inform the decisions that shape the District's future.

Mr. Salcido holds a Master of Public Administration from the University of Southern California and holds dual degrees in Politics and Latin American Studies from the University of California, Santa Cruz.

Devora Navera Reed, General Counsel. Devora Navera Reed serves as the General Counsel for the District, appointed by the Board of Education in 2020. She has served as legal counsel in various roles since 2006. As the General Counsel for the District, Ms. Reed is responsible for administering and overseeing the legal activities of the District's legal staff of over 100 talented individuals and outside legal firms. In addition, she advises the Board of Education, Superintendent, and senior leadership on matters of major importance to the District. She is a critical member of the executive cabinet focused on accelerating student achievement and equity in the District. Prior to joining the District in 2006, Ms. Reed served as an attorney for the Children's Law Center of Los Angeles for nearly a decade, where she represented and advocated for children in dependency court and the foster care system. In addition to her legal responsibilities, Ms. Reed serves as a board member of the California Minority Counsel Program promoting diversity, equity and inclusion in the legal field. Ms. Reed earned a Bachelor of Arts from the University of Southern California in 1992 and a Juris Doctorate degree from the University of San Francisco School of Law in 1996.

Saman Bravo-Karimi, Chief Financial Officer. Mr. Bravo-Karimi began serving as the District's Chief Financial Officer in September, 2025. Mr. Bravo-Karimi previously served as the Chief Business Officer of Pasadena Unified School District, as Senior Executive Director of Finance Policy and the Director of Finance Policy at the District, as Chief Business Officer of Bright Star Schools, as well as the Director of Capital Fund Compliance and as a Program Associate, Budget Services and Financial Planning for the District. Mr. Bravo- Karimi also completed the Broad Residency in Urban Education, prior to which he served in several positions with Wells Fargo Bank. Mr. Bravo-Karimi earned a Bachelor of Arts degree in Economics and History from the University of California at Los Angeles and a Master of Business Administration from the University of California at Los Angeles Anderson School of Management.

Kurt John, Ed.D, Deputy Chief Financial Officer – Finance. Dr. John joined the District on July 17, 2025. He comes to the District from the Substance Abuse and Mental Health Services Administration where he served as the Director of the Office of Financial Resources. Prior to that, he served in several leadership positions at the National Institutes of Health ("NIH"). These roles included Deputy Budget Officer at the NIH National Eye Institute, Chief Financial Officer and then Executive Officer at the NIH Center for Information Technology, and Chief Financial Officer at the NIH National Institute on Aging. Dr. John received his Bachelor of Science degree and Master of Finance degree from the University of Maryland. He also received an Executive Leadership Master of Public Administration from American University and a Doctor of Education from The George Washington University.

Ernie Thomas, Controller. Mr. Thomas joined the District in January 2024 from a national non-profit organization focused on education where he served for a decade, first as Controller and eventually as Treasurer and Controller for the last six years. He previously served as Corporate Controller for a community sector organization for two years. Prior to that, he served as Vice President at National Community Renaissance for a year. Before that, Mr. Thomas served at an entertainment company for over a decade, where he first held the position of Controller for three years, and then Chief Financial Officer for the last nine years. Mr. Thomas was also an auditor at Arthur Andersen & Co. and is a Certified Public Accountant (inactive). Mr. Thomas graduated from the University of California, Los Angeles with a Bachelor of Arts degree in Economics.

Timothy S. Rosnick, Deputy Controller. Mr. Rosnick joined the District in October 2006 and served as the District's Director of Accounting Controls from October 2006 through June 2007 and the Director of Treasury and Accounting Controls from July 2007 through June 2008. Mr. Rosnick served as the District's Controller from June 2008 through June 2011 and served as the District's Deputy Controller from June 2011 through September 2023. Mr. Rosnick became Director of Capital Planning and Budgeting in September 2023 and served in this position through June 2025. Mr. Rosnick is now serving as the District's Deputy Controller. Prior to joining the District, Mr. Rosnick served as an Administrator at the Orange County Department of Education and as a Financial Officer with the Los Angeles County Office of Education ("LACOE"). Mr. Rosnick graduated from the University of Washington with a Bachelor of Arts degree with Distinction in Economics and received a Master of Business Administration degree from the University of Texas at Austin. Mr. Rosnick is a member of the Government Finance Officers Association and the CFA Institute.

Strategic Plan. On June 21, 2022, the District Board unanimously adopted a strategic plan for the next four years (the "2022-26 Strategic Plan") that focuses on the goal of ensuring that all District students graduate "ready for the world" and prepared to thrive in college, career, and life. The 2022-26 Strategic Plan revolves around five pillars, each consisting of four priorities that represent critical areas the District will focus on: academic excellence; joy and wellness; engagement and collaboration; operational effectiveness; and investing in staff.

Pursuant to the 2022-26 Strategic Plan, the first pillar of "Academic Excellence" prioritizes improving student outcomes through high-quality instruction, delivering enriching experiences to instill lifelong learning, eliminating opportunity gaps, and encouraging multiple paths for college and career readiness. The second pillar of "Joy and Wellness" prioritizes creating welcoming and inclusive learning environments, addressing student well-being through health, nutrition, and wellness services, cultivating strong social-emotional skills, and ensuring outstanding attendance to achieve consistent learning. The third pillar of "Engagement and Collaboration" prioritizes strengthening relationships between students, families, and schools, providing accessible information to the community, leading on local, state, and national levels, and honoring the perspectives of students. The fourth pillar of "Operational Effectiveness" prioritizes developing data-driven decision-making, modernizing facilities and technological infrastructure, sustainably implementing school and District budgets, and making the District a district of choice of families. The fifth pillar of "Investing in Staff" prioritizes recruiting and retaining a diverse workforce, providing rigorous and relevant professional learning, cultivating staff wellness, and maintaining consistent and high-performance standards.

The District developed an Implementation Guide for the 2022-26 Strategic Plan with actions and practices for practitioners to implement in schools and classrooms. Pursuant to the 2022-26 Strategic Plan, the District intended to, among other endeavors, ensure processes and systems were in alignment by reviewing budgets, updating reporting structures, offering professional development for school and central office staff, and providing additional support for aligning school-level plans to the 2022-26 Strategic Plan. Furthermore, to ensure the 2022-26 Strategic Plan remained on track, the District regularly engaged with the community to solicit feedback on its actions and expenditures, and established districtwide systems to monitor progress of ongoing implementation, as well progress toward achieving its targets for success – at both the central-office and school-site levels.

The District is entering the final year of the 2022–26 Strategic Plan and considers progress to have been made. Growth has been shown across certain measures of success and the District intends to continue this work. The District intends to develop another strategic plan, which is expected to follow the same approach, with engagement from stakeholders, Board Members, District staff, and educational partners.

Regions. In addition to the Superintendent of the District, the District organizes its schools into four (formerly six) geographically-based regions (each, a "Region"). Each Region has a separate superintendent to oversee the schools in the related area of the District. The current Region Superintendents are Dr. David Baca (North), Andre Spicer (South), José P. Huerta (East), and Dr. Denise Collier (West).

School Facilities

The District is the largest public school district in the State and the largest self-governing public school district in the United States. As reflected in the District's Audited Annual Financial Report for fiscal year 2024-25, the District operated 1,233 schools and centers in fiscal year 2024-25, which consisted of 436 elementary schools, 79 middle/junior high schools, 87 senior high schools, 59 options schools, 27 multi-level schools, 11 special education schools, 267 magnet centers, 66 magnet schools, 18 primary school centers, 2 community adult schools, 7 regional occupational centers, 2 skills centers, 87 early education centers, 4 infant centers, and 81 California State preschools. As reflected in the District's Audited Annual Financial Report for fiscal year 2024-25, 51 of the District's schools were operated as Affiliated Charter Schools in fiscal year 2024-25. In addition, as reflected in the District's Audited Annual Financial Report for fiscal year 2024-25, the District oversaw 218 Fiscally Independent Charter Schools within the District's boundaries in fiscal year 2024-25. See "STATE FUNDING OF SCHOOL DISTRICTS – Charter School Funding."

Enrollment and Average Daily Attendance

At the time of preparation of the District's second interim report for fiscal year 2025-26 (the "2025-26 Second Interim Report"), the transitional kindergarten ("TK") through 12th grade enrollment in the District for fiscal year 2025-26 was approximately 389,010 students, based on norm day data, including those attending magnet, opportunity, and continuation schools and centers, Affiliated Charter Schools, and schools for people with disabilities. Such enrollment represents a projected decrease of 7,060 students or a decrease of approximately 1.78% from the budgeted TK-12 enrollment in the District at the time of preparation of the District's original adopted budget for fiscal year 2025-26 (the "Fiscal Year 2025-26 Budget"). Such enrollment does not include students attending Fiscally Independent Charter Schools whose enrollment was budgeted at 107,437 students at the time of preparation of the Fiscal Year 2025-26 Budget. Based on enrollment projections at the time of preparation of the 2025-26 Second Interim Report, the District projected enrollment to decline by 3.37% on average through fiscal year 2027-28. For more information regarding District enrollment and average daily attendance, see "DISTRICT FINANCIAL INFORMATION – District Budget" below for information regarding the District's declining enrollment.

The District expects enrollment to continue to decline and attributes declining enrollment to, among other things, the reduced birth rate in the County, increased costs of living, including housing costs in southern California, declining immigration trends in the Los Angeles area, and residual impacts of the Coronavirus Disease 2019 ("COVID-19") pandemic and the 2025 wildfires. . See "*2025 Wildfires*" in the front part of the Official Statement. See also "DISTRICT FINANCIAL INFORMATION – District Budget – *LACOE's Response to Fiscal Year 2025-26 Budget*," for information regarding the District's declining enrollment. The District's Strategic Enrollment & Program Planning Office continues to lead coordination of District-wide enrollment efforts by utilizing data-driven decision-making to expand successful District programs, improve marketing and outreach to communities, implement student retention and matriculation strategies, and streamline TK-12 pathways and programs. As a result of declining enrollment in District schools, the District's annual average daily attendance ("ADA") has declined in recent years and is expected to further decline from fiscal year 2025-26 to fiscal year 2027-28, based on projections contained in the 2025-26 Second Interim Report. Declines in enrollment will negatively affect ADA within the District and, accordingly, the amount of funding the District receives from the State. LACOE, which provides fiscal oversight for school districts in the County, has requested the District to implement a fiscal stabilization

plan to accommodate the declines in ADA and the District's concomitant State funding. See "DISTRICT FINANCIAL INFORMATION – District Budget - *Fiscal Stabilization Plans*" and " – *LACOE's Review of 2025-26 Second Interim Report*" below.

In light of pervasive declining enrollment throughout nearly all school districts in the State (at an average of approximately 1.5% in the last year), the Governor's State budget for fiscal year 2022-23 revised the Local Control Funding Formula ("LCFF") calculation of ADA for purposes of apportionments beginning with fiscal year 2022-23 to consider the greater of a school district's current fiscal year, prior fiscal year, or the average of three prior fiscal years' ADA to allow school districts more time to adjust to enrollment-related LCFF funding declines.

The following Table A-1 sets forth the District's actual and funded ADA for fiscal years 2016-17 through 2025-26. As reflected in Table A-1, the District's funded ADA for fiscal years 2016-17 through 2021-22 was based largely on actual prior year ADA for the second period of attendance ("P-2") for traditional TK-12 students, but current year P-2 ADA for students attending Affiliated Charter Schools. For fiscal years 2022-23 through 2024-25, the District's funded ADA was based largely on the average of three prior fiscal years' P-2 ADA for traditional TK-12 students, as adjusted in accordance with then-applicable COVID-19 ADA relief measures, but current year P-2 ADA for students attending Affiliated Charter Schools. As is shown in Table A-1, the revised LCFF calculation allowing the greater of a school district's current fiscal year, prior fiscal year, or the average of three prior fiscal years' ADA delays, but does not eliminate, the effects of declining enrollment on LCFF funding, such effects to eventually be felt as higher attendance levels from earlier years continue phasing out of the District's average.

TABLE A-1
LOS ANGELES UNIFIED SCHOOL DISTRICT
Average Daily Attendance
Fiscal Years 2016-17 through 2025-26[1]

	Actual ADA			Funded ADA
Fiscal Year	**TK-12**[2]	**Affiliated Charter Schools**[3]	**Total**	**Total**
2016-17	450,713	41,143	491,856	500,648[7]
2017-18	438,359	40,232	478,591	483,710[7]
2018-19	415,100	38,910	454,010	470,127[7]
2019-20[4]	413,965	40,940	454,905	454,792[7]
2020-21[5]	N/A	N/A	N/A	455,356[7]
2021-22	345,896	35,043	380,939	449,912[7]
2022-23	349,006	35,465	384,471	434,269[8]
2023-24	345,742	35,585	381,327	411,069[8]
2024-25	336,816	34,895	371,711	386,214[8]
2025-26[6]	325,446	34,583	360,028	373,344[8]

(1) Data may differ from other District disclosures because adjustments were made in certain fiscal years due to additional attendance for non-public students, corrected attendance reports for District students, and/or audit findings.
(2) Includes non-public school special education students and District students attending schools operated by the County.
(3) Includes charter schools that are fiscally-affiliated with the District.
(4) Condensed reporting period. Does not reflect actual student attendance after February 29, 2020 due to the COVID-19 pandemic.
(5) Attendance reporting not required for fiscal year 2020-21. The fiscal year 2020-21 State budget included a hold harmless provision for the purpose of calculating apportionments under LCFF in fiscal year 2020-21, providing that ADA for fiscal year 2020-21 was based on ADA for fiscal year 2019-20 (specifically, the period July 1, 2019 through February 29, 2020), as discussed in more detail above.
(6) Funded ADA, as reflected in the 2025-26 Second Interim Report; Actual ADA is based on projections provided in the Fiscal Year 2025-26 Adopted Budget.
(7) Funded ADA is based largely on actual prior year P-2 ADA for TK-12 and current year P-2 ADA for Affiliated Charter Schools. For more information, see the discussion of ADA funding in the paragraph immediately preceding this table.
(8) Funded ADA is based largely on the average of three prior fiscal years' P-2 ADA for TK-12, as adjusted in accordance with the COVID-19 ADA relief measures, and current year P-2 ADA for Affiliated Charter Schools. For more information, see the discussion of ADA funding in the paragraph immediately preceding this table.

Sources: Los Angeles Unified School District; the District's Audited Annual Financial Report for fiscal year 2024-25 (actual ADA for fiscal years 2016-17 through 2024-25); and 2025-26 Second Interim Report (funded ADA for fiscal year 2025-26).

Federal Funding

The federal government provides funding for several District programs. Federal policies involving taxation, appropriations, borrowing (including the debt ceiling), trade (including tariffs), immigration, climate, change, energy, and other topics can shift, sometimes dramatically, from one presidential administration or Congress to another. From time to time, such shifts can result in reductions to the level of federal funding for a variety of policy priorities, including transportation, housing, healthcare, social services, and other federally funded programs. See "INTRODUCTION – Federal Funding" in the front part of this Official Statement.

STATE FUNDING OF SCHOOL DISTRICTS

General

School districts in the State receive operating revenues from federal, State and local sources, including appropriations from the State's general fund and local property taxes derived from a school district's share of the 1% *ad valorem* property tax. School districts also currently receive revenues from the State attributable to temporary tax increases implemented by Proposition 30 (defined herein). In connection with voter approval of Proposition 55 (defined herein), certain of such temporary tax increases were

extended by twelve years through 2030. See "CALIFORNIA CONSTITUTIONAL AND STATUTORY PROVISIONS RELATING TO *AD VALOREM* PROPERTY TAXES, DISTRICT REVENUES AND APPROPRIATIONS – Proposition 30" below. School districts, such as the District, may be eligible for other special categorical funding, including funding for certain State and federal programs. The amount of categorical funding appropriated to a school district may vary significantly from other school districts and yearly. At the time of preparation of the 2025-26 Second Interim Report, the District budgeted to receive approximately 67.12% of District General Fund revenues from funds of or controlled by the State related to LCFF funding. As a result, decreases in State revenues, or in State legislative appropriations made to fund education, may significantly affect District operations. For more information regarding the District's funding for fiscal year 2025-26, see "– State Budget Act – *2025-26 State Budget*," "– Local Control Funding Formula" and "DISTRICT FINANCIAL INFORMATION – District Budget" herein. See also, "District General Information – Federal Funding" herein.

Article XVI of the State Constitution requires that from all State revenues, there first be set apart the moneys to be applied by the State for support of the public school system and public institutions of higher education. See "CALIFORNIA CONSTITUTIONAL AND STATUTORY PROVISIONS RELATING TO *AD VALOREM* PROPERTY TAXES, DISTRICT REVENUES AND APPROPRIATIONS – Constitutionally Required Funding of Education" herein. The State Legislature and the Governor approve the State's authorized appropriations for school districts each fiscal year in connection with the adoption of the State Budget Act (defined herein). Proposition 98 ("Proposition 98"), approved in November 1988 as a combined initiative constitutional amendment and statute called the "Classroom Instructional Improvement and Accountability Act," provides the minimum funding formula for school districts. See "CALIFORNIA CONSTITUTIONAL AND STATUTORY PROVISIONS RELATING TO *AD VALOREM* PROPERTY TAXES, DISTRICT REVENUES AND APPROPRIATIONS – Proposition 98" herein. Under Proposition 98 (as modified by Proposition 111, which was enacted on June 5, 1990), there are currently three tests which determine the minimum level of K-14 funding. See "CONSTITUTIONAL AND STATUTORY PROVISIONS RELATING TO *AD VALOREM* PROPERTY TAXES, DISTRICT REVENUES AND APPROPRIATIONS" and "STATE FUNDING OF SCHOOL DISTRICTS– Local Control Funding Formula" herein. Proposition 98 permits the State Legislature, by two-thirds vote of both houses and with the Governor's concurrence, to suspend the K-14 schools' minimum funding formula for a one-year period. The amount of suspension is required to be repaid according to a specified State Constitutional formula, thereby restoring Proposition 98 funding to the level that would have been required in the absence of such suspension.

The actual appropriations and the timing of such appropriations are subject to, among other things, the estimated amount of State general fund revenues during the fiscal year and subsequent changes in State law. At times since the implementation of Proposition 98, the State has also sought to preserve general fund cash while avoiding increases in the base guaranteed amount through various mechanisms: by treating any excess appropriations as advances against subsequent years' Proposition 98 minimum funding levels rather than current year increases; by deferring apportionments of Proposition 98 funds from one fiscal year to the next, as the State did in fiscal years 2019-20 and 2020-21; by suspending Proposition 98, as the State did in fiscal year 2004-05, fiscal year 2010-11, fiscal year 2011-12 and fiscal year 2012-13; and by proposing to amend the State Constitution's definition of the guaranteed amount and settle-up requirement under certain circumstances. For more information on the Proposition 98 minimum guarantee under the 2025-26 State Budget, see "– State Budget Act – *2025-26 State Budget*" herein.

Since fiscal year 2013-14, the amount of funds an individual school district receives from State revenues depends on the amount of revenues the State calculates that the school district should receive based on the LCFF, less the amount the school district derives from such school district's share of the 1% *ad valorem* property tax. See "– Local Control Funding Formula" and "CALIFORNIA CONSTITUTIONAL AND STATUTORY PROVISIONS RELATING TO *AD VALOREM* PROPERTY

TAXES, DISTRICT REVENUES AND APPROPRIATIONS – Constitutionally Required Funding of Education" herein.

The State Budget Process

The State's fiscal year begins on July 1 and ends on June 30. According to the State Constitution, the Governor of the State (the "Governor") is required to propose a budget for the next fiscal year (the "Governor's Budget") to the State Legislature no later than January 10 of each year. State law requires the Governor to update the Governor's Budget projections and budgetary proposals by May 14 of each year (the "May Revision"). Proposition 25, which was adopted by voters in the State at an election held on November 2, 2010, amended the State Constitution such that a final budget must be adopted by a simple majority vote of each house of the State Legislature by no later than June 15 and the Governor must sign the adopted budget by no later than June 30. The budget becomes law upon the signature of the Governor (the "State Budget Act").

Under State law, the annual proposed Governor's Budget cannot provide for projected expenditures in excess of projected revenues and balances available from prior fiscal years. Following the submission of the Governor's Budget, the State Legislature takes up the proposal. Under the State Constitution, money may be drawn from the State Treasury only through an appropriation made by law. The primary source of the annual expenditure authorizations is the State Budget Act, as approved by the State Legislature and signed by the Governor. The Governor may reduce or eliminate specific line items in the State Budget Act or any other appropriations bill without vetoing the entire bill. Such individual line-item vetoes are subject to override by a two-thirds majority vote of each House of the State Legislature. Appropriations also may be included in legislation other than the State Budget Act. Bills containing appropriations (except for K-14 education) must be approved by a two-thirds majority vote in each House of the State Legislature and be signed by the Governor. Bills containing K-14 education appropriations require only a simple majority vote. Continuing appropriations, available without regard to fiscal year, may also be provided by statute or the State Constitution. Funds necessary to meet an appropriation need not be in the State Treasury at the time such appropriation is enacted; revenues may be appropriated in anticipation of their receipt. However, delays in the adoption of a final State budget in any fiscal year may affect payments of State funds during such budget impasse. See "– State Funding of Schools Without a State Budget" herein for a description of payments of appropriations during a budget impasse.

The description above and below of the State's budget has been obtained from publicly available information which the District believes to be reliable; however, the District, its counsel (including Bond Counsel and Disclosure Counsel), the Municipal Advisor, the Underwriters and their counsel do not guarantee the accuracy or completeness of this information and have not independently verified such information. Additional information regarding State budgets is available at various State-maintained websites, including www.dof.ca.gov. The website is not incorporated herein by reference and the District, its counsel (including Bond Counsel and Disclosure Counsel), the Municipal Advisor, the Underwriters and their counsel do not make any representation as to the accuracy of the information provided therein.

State Budget Act

2025-26 State Budget. The Governor signed the 2025-26 State Budget (the "2025-26 State Budget") on June 27, 2024. The 2025-26 State Budget notes that the State has experienced ongoing uncertainty created by recent federal policy changes. The 2025-26 State Budget reduces growth in State spending while maintaining support for key programs and incorporates a comprehensive regulatory streamlining package to advance more affordable housing and infrastructure.

The 2025-26 State Budget states that the imposition of federal policy changes significantly slowed growth in the California economy, particularly broad-based tariffs which drove a downgrade to California's previous economic and revenue forecasts. The 2025-26 State Budget also notes that California experienced substantial cost and caseload growth in several core State programs – most notably, in Medi-Cal – which combined to a State general fund shortfall of $11.8 billion. The 2025-26 State Budget addresses this shortfall through a range of solutions, including $2.8 billion in reductions in fiscal year 2025-26, growing to $11.9 billion by fiscal year 2028-29; $7.8 billion in total revenue increases and borrowing solutions in fiscal year 2025-26; and $1.2 billion in fund shifts in fiscal year 2025-26. To provide a balanced budget over two fiscal years, the 2024-25 State budget authorized withdrawals from the Budget Stabilization Account ("BSA") of $5.1 billion in fiscal year 2024-25 and $7.1 billion in fiscal year 2025-26. The 2025-26 State Budget continues the scheduled $7.1 billion BSA withdrawal in fiscal year 2025-26, while maintaining a combined reserve balance of $15.7 billion in fiscal year 2025-26, including $11.2 billion in the BSA and $4.5 billion in the Special Fund for Economic Uncertainties (the "SFEU").

The 2025-26 State Budget projects total resources available in fiscal year 2024-25 of approximately $268.7 billion, including revenues and transfers of approximately $226.7 billion and a prior year balance of approximately $42.0 billion, and total expenditures in fiscal year 2024-25 of approximately $233.6 billion. The 2025-26 State Budget projects total resources available for fiscal year 2025-26 of approximately $250.9 billion, inclusive of revenues and transfers of approximately $215.7 billion and a prior year balance of approximately $35.1 billion. The 2025-26 State Budget projects total expenditures in fiscal year 2025-26 of approximately $228.4 billion, inclusive of non-Proposition 98 expenditures of approximately $147.6 billion and Proposition 98 expenditures of approximately $80.7 billion. The 2025-26 State Budget projects total reserve balances of $33.7 billion at the end of fiscal year 2025-26. This includes $18.0 billion in the Reserve for Liquidation of Encumbrances, $4.5 billion in the SFEU, and $11.2 billion in the BSA. The 2025-26 State Budget includes total funding of $137.6 billion for all TK-12 education programs, including $80.5 billion from the State's general fund and $57.1 billion from other funds. The 2025-26 State Budget reflects significant Proposition 98 funding that enables increased support for core programs such as the LCFF, special education, transitional kindergarten, nutrition, and preschool.

Certain budgeted programs and adjustments for K-12 education set forth in the 2025-26 State Budget include the following:

- Proposition 98 Minimum Guarantee. The 2025-26 State Budget reflects Proposition 98 funding levels of $98.5 billion in fiscal year 2023-24, $119.9 billion in fiscal year 2024-25, and $114.6 billion in fiscal year 2025-26. Due to the inherent risk in revenue projections, the 2025-26 State Budget appropriates the fiscal year 2024-25 Proposition 98 minimum guarantee at $118.0 billion, instead of the currently calculated level of $119.9 billion, in order to mitigate the risk of potentially appropriating more resources to the Proposition 98 minimum guarantee than are ultimately available in the final calculation for fiscal year 2024-25. The 2025-26 State Budget will allocate any settle-up funds that are realized to reduce ongoing deficits and protect core program funding for school districts and community colleges, including funding for growth and cost-of-living adjustments, as well as paying down TK-14 deferrals. The Proposition 98 minimum guarantee is in a Test 2 for fiscal year 2023-24 (although suspended at $98.5 billion) and continues to be in a Test 1 for fiscal years 2024-25 and 2025-26, meaning that the funding level of the Proposition 98 minimum guarantee for such fiscal years is equal to roughly 40% of the State's general fund revenues, plus local property tax revenues. Pursuant to the Proposition 98 formula, this percentage of State general fund revenues is not reduced to reflect enrollment adjustments, which further increases per pupil funding. The Proposition 98 minimum guarantee is "rebenched" to reflect the continued implementation of universal TK and property tax backfills related to the January 2025 fires in the County of Los Angeles. The resulting Test 1 percentage is then "rebenched" to increase

the percentage of State general fund revenues due to the Proposition 98 minimum guarantee, from 39.2% to 39.6%.

- Proposition 98 Rainy Day Fund. The 2025-26 State Budget maintains the withdrawal of the full $8.4 billion balance in the Proposition 98 Rainy Day Fund in fiscal year 2023-24. The 2025-26 State Budget provides a mandatory deposit into the Proposition 98 Rainy Day Fund in fiscal year 2024-25 of $455.0 million. Additionally, a year-over-year decrease in the Proposition 98 minimum guarantee triggers a mandatory withdrawal of $455.0 million in fiscal year 2025-26, exhausting the remaining Proposition 98 Rainy Day Fund balance. See "– School District Reserves" and "CALIFORNIA CONSTITUTIONAL AND STATUTORY PROVISIONS RELATING TO *AD VALOREM* PROPERTY TAXES, DISTRICT REVENUES AND APPROPRIATIONS – Proposition 2 – SB 751."

- Proposition 98 Funding Split. The 2025-26 State Budget shifts the full TK expansion funding from the community colleges budget to the TK-12 budget of the Proposition 98 budget, beginning in the 2025-26 fiscal year. This shifts $232.9 million in ongoing Proposition 98 resources from community colleges to TK-12 schools. The purpose of rebenching Proposition 98 resources for the cost of TK expansion is to ensure that implementation of universal TK does not create a fiscal burden on existing TK-12 programs; therefore, this shift will align resources generated by the rebench.

- Local Control Funding Formula. The 2025-26 State Budget includes an LCFF cost-of-living adjustment of 2.30%. The cost-of-living adjustment, when combined with population growth adjustments, increases discretionary funding for local education agencies ("LEAs") by $2.1 billion. To fully fund the LCFF, the 2025-26 State Budget withdraws $405.3 million from the Proposition 98 Rainy Day Fund to support LCFF costs in fiscal year 2025-26.

- Deferrals. Pursuant to the 2025-26 State Budget, budgetary deferrals of $246.6 million for TK-12 education from fiscal year 2024-25 are fully repaid in fiscal year 2025-26. However, to fully fund the LCFF and maintain the level of fiscal year 2025-26 principal apportionments, the 2025-26 State Budget defers $1.9 billion in LCFF funding from June 2026 to July 2026.

- Universal Transitional Kindergarten. In the 2025-26 school year, the 2025-26 State Budget provides a total of $2.1 billion in ongoing Proposition 98 general fund resources (inclusive of all prior years' investments) to support the full implementation of universal TK, so that all children who turn four years old by September 1 can enroll in TK in the 2025-26 school year. The 2025-26 State Budget also provides an additional $1.2 billion in ongoing Proposition 98 general fund resources to support further lowering the average student-to-adult ratio from 12:1 to 10:1 in every TK classroom.

- Before School, After School, and Summer School. The 2025-26 State Budget provides $515.1 million in ongoing Proposition 98 general fund resources for the full implementation of the Expanded Learning Opportunities Program by increasing the number of elementary schools that offer universal access to students, from all those in LEAs with an unduplicated pupil percentage of 75% to all those in LEAs with 55% unduplicated students. Additionally, the 2025-26 State Budget includes $10.4 million to increase the minimum grant amount from $50,000 to $100,000 per LEA.

- Literacy Instruction. The 2025-26 State Budget provides $480.0 million to support literacy instruction aligned with the English Language Arts/English Language Department ("ELA/ELD") Framework for all students, including: (i) $215.0 million in one-time Proposition 98 general fund resources to expand the existing Literacy Coaches and Reading Specialists Grant Program; (ii)

$200.0 million one-time Proposition 98 general fund resources to support evidence-based professional learning for elementary school educators aligned with the ELA/ELD Framework; (iii) $40.0 million in one-time Proposition 98 general fund resources to support necessary costs, including purchasing screening materials and training for educators, to administer screenings for risk of reading difficulties to all kindergarten through second grade students beginning in the 2025-26 school year; (iv) $15.0 million in one-time Proposition 98 general fund resources for Literacy and Mathematics Networks, to convene literacy and mathematics lead agencies to support the implementation of evidence-based practices aligned to their respective curriculum frameworks; and (v) $10.0 million in one-time Proposition 98 general fund resources for a county office of education to partner with the University of California, San Francisco Dyslexia Center to support the Multitudes screener for risk of reading difficulties, which is free to California public schools, and expand capacity for educator support for those schools using Multitudes.

- Teacher Preparation and Professional Development. The 2025-26 State Budget includes multiple investments intended to support teachers and improve access to the educator pipeline, including: (i) $300.0 million in one-time Proposition 98 general fund resources to establish the Student Teacher Stipend Program, which will provide $10,000 grants to teacher candidates completing the required student teaching hours beginning in the 2026-27 school year, and available through the 2028-29 school year, of which amount, $5.0 million is available to support a public outreach campaign and a grant management system to facilitate uptake and access to student teacher stipends, teacher residency funds, and national board certification dollars; (ii) $70.0 million in one-time Proposition 98 general fund resources to increase funding for high-quality teacher residency programs; and (iii) $30.0 million in one-time Proposition 98 general fund resources to extend the timeline of the existing National Board Certification Incentive Program to support National Board Certified teachers to teach in high poverty schools.

- State Preschool. To augment provider rates, the 2025-26 State Budget provides $19.3 million of Proposition 98 general fund resources and $10.2 million in non-Proposition 98 general fund resources for the California State Preschool Program to support cost of care. Additionally, within existing funding, the 2025-26 State Budget includes authority for the Department of Education to: (i) expand State Preschool Program provider contracts to increase enrollment of three-year-olds by 10%; (ii) fund prospective pay for State Preschool Program providers to ensure timely payment of State contract funding; and (iii) automate prospective pay for State Preschool Program providers.

Additional budgeted programs and adjustments for K 12 education set forth in the 2025-26 State Budget include the following:

- Learning Recovery Emergency Block Grant. The 2025-26 State Budget provides $378.6 million in one-time Proposition 98 general fund resources to support the Learning Recovery Emergency Block Grant, which supports LEAs in establishing learning recovery initiatives through the 2027-28 school year.

- Career Technical Education. The 2025-26 State Budget provides $150.0 million in one-time Proposition 98 general fund resources for career technical education and career pathways programming, subject to pending legislation.

- Universal School Meals Support Grant. The 2025-26 State Budget provides $145.0 million in one-time Proposition 98 general fund resources for specialized kitchen equipment, infrastructure, training, and procurement of sustainably grown food to support schools in providing more freshly prepared meals, $10.0 million in one-time Proposition 98 general fund resources to recruit and

retain school food service workers, and $5.0 million in one-time Proposition 98 general fund resources for a study of ultra-processed foods offered in California school meals.

LAO Analysis of the 2025-26 State Budget. The Legislative Analyst's Office (the "LAO"), a nonpartisan State office which provides fiscal and policy information and advice to the State legislature, released its report on the 2025-26 State Budget entitled "The 2025-26 Budget: Overview of the Spending Plan" on October 16, 2025 (the "2025-26 State Budget Analysis"). In the 2025-26 State Budget Analysis, the LAO assesses the budget shortfall that was addressed in the 2025-26 State Budget and analyzes the major proposals for K-14 education.

The LAO notes that the State addressed a budget shortfall for the third year in a row. The budget shortfall for the fiscal year 2025-26 of $15.0 billion was smaller compared to $55.0 billion in fiscal year 2024-25 and $27.0 billion in fiscal year 2023-24. Most of the reason that the State faces a budget problem is that the underlying costs of State services continue to outpace the State's revenue collections. However, about $4 billion of the budget problem results from new, discretionary State General Fund spending in the budget package, as well as some budget actions adopted in a special session. The measures approved in the special session provided funding for (1) response and recovery costs related to the January 2025 Southern California wildfires and (2) activities to address federal government actions impacting the state.

The LAO notes that the 2025-26 State Budget uses various maneuvers to address the budget shortfall, including reserve withdrawals, spending reductions, revenue increases, and borrowing (for example, loaning money from other funds to the State's General Fund). The LAO indicates that the 2025-26 State Budget primarily relies on borrowing to close the gap, accounting for $10.0 billion and approximately two-thirds of the total solutions. After borrowing, spending-related solutions, including both reductions and fund shifts, total $5.0 billion and represent nearly all of the remaining one-third of the total solutions. Revenue-related solutions, totaling about $300.0 million, represent the small remainder. Note that while the State is also making a $7.1 billion withdrawal from the BSA in fiscal year 2025-26, the LAO does not treat this withdrawal as part of the 2025-26 State Budget because it was authorized in the 2024-25 State Budget.

As part of the borrowing, the LAO explains that a decrease of the Proposition 98 minimum guarantee will require the State to settle up using future revenues. The estimate for the Proposition 98 minimum guarantee is up nearly $4.7 billion from the June 2024 level, but the 2025-26 State Budget appropriates just over $2.7 billion in additional funding for that year. Funding schools and community colleges at this level—$1.9 billion below the estimate of minimum requirement—provides temporary savings but requires the State to settle up using future revenues. The State will finalize its calculation of this obligation in May 2026. The LAO notes that the borrowing in the 2025-26 State Budget increases the amount of outstanding borrowing the State used to address the budget shortfall by $10.0 billion, increasing the total outstanding budgetary borrowing from $12.0 billion to $22.0 billion; the borrowing is similar to the measures used during the Great Recession.

The LAO estimates that, pursuant to the 2025-26 State Budget, the State would end the 2025-26 fiscal year with $15.7 billion in General Fund reserves, including $11.0 billion in the BSA and $4.5 billion in the SFEU. The LAO also estimates that the State would have room under the State appropriations limit in fiscal years 2023-24 through 2025-26. The LAO expects that revenues from the major tax sources would grow 10.0% from fiscal year 2023-24 to fiscal year 2024-25; however, the LAO projects that revenues from the major tax sources would decrease by 15.0% from fiscal year 2024-25 to fiscal year 2025-26.

The LAO explains that the 2025-26 State Budget provides $2.2 billion to cover a 2.30% cost-of-living adjustment for existing school and community college programs. For schools, the 2025-26 State Budget also provides an ongoing increase of $607 million for the Expanded Learning Opportunities

Program, funding before and after school activities and summer enrichment. This augmentation will increase the share of districts qualifying for the program's higher "tier 1" funding rate. For community colleges, the 2025-26 State Budget also provides $140.0 million to cover 2.35% enrollment growth across fiscal years 2024-25 and 2025-26.

The LAO notes that the 2025-26 State Budget provides $1.7 billion for the Student Support and Professional Development Discretionary Block Grant. Districts can use these funds for any local purpose, but trailer legislation encourages them to prioritize teacher training and professional development, teacher recruitment and retention, career pathways for high school students, and dual enrollment programs. The State will distribute funds on an equal per-pupil basis (about $312.0 per student). For community colleges, the 2025-26 State Budget provides $60.0 million for the Student Support Block Grant. Districts can use these funds for a range of student services, including basic needs (such as food, housing, and transportation), financial aid, counseling, and job placement activities. The State will allocate funds based on student headcount and the share of students qualifying for fee waivers or nonresident tuition exemptions, with a minimum grant of $150,000 per college in each district. In addition to these discretionary grants, the 2025-26 State Budget funds several smaller grants for schools related to learning recovery, teacher training and recruitment, school meals, and career technical education.

The LAO indicates that the 2025-26 State Budget reduces spending in fiscal year 2025-26 by deferring $2.3 billion in payments to fiscal year 2026-27. Of this amount, $1.9 billion pertains to schools. The State will implement the school deferral by shifting a portion of the June 2026 payment to July 2026. The law exempts districts and charter schools that can demonstrate the delay would make them unable to meet their financial obligations. The remaining $408.0 million in deferrals pertains to community colleges. The State will implement the community college deferral by moving payments from May and June 2026 to July 2026. The purpose of these deferrals is to free up funding for additional one-time and ongoing spending that would otherwise exceed the available Proposition 98 funding in fiscal year 2025-26.

The 2025-26 State Budget Analysis is available on the LAO website at www.lao.ca.gov. The District can take no responsibility for the continued accuracy of this internet address or for the accuracy, completeness or timeliness of information posted therein, and such information is not incorporated herein by such reference.

Proposed 2026-27 State Budget. The proposed budget for fiscal year 2026-27 for the State ("Proposed 2026-27 State Budget") was released by the Governor on January 9, 2026. The Proposed 2026-27 State Budget forecast reflects general fund revenues that are higher, by more than $42 billion for the period from fiscal year 2024-25 through fiscal year 2026-27, than projected in the 2024-25 State Budget. The increase is driven by higher cash receipts, higher stock market levels, and an improved economic outlook. At the same time, constitutional funding requirements, the need for an adequate discretionary budget reserve, and higher program costs exceed the level of increased revenues, resulting in a projected shortfall of $2.9 billion. As a result, the Proposed 2026-27 State Budget focuses on the continued implementation of previous investments and does not include new significant spending proposals.

While the Proposed 2026-27 State Budget is balanced in fiscal year 2026-27, with a discretionary reserve of $4.5 billion, it projects a deficit of roughly $22 billion in fiscal year 2027-28 and shortfalls in the two years following. Over the last two fiscal years, the State has withdrawn approximately $12.2 billion from the BSA and suspended deposits into the BSA for fiscal years 2024-25 and 2025-26. Consistent with these actions, the Proposed 2026-27 State Budget suspends a $2.8 billion "true-up" deposit into the BSA in fiscal year 2025-26. However, the Proposed 2026-27 State Budget reflects a BSA deposit in fiscal year 2026-27 of approximately $3 billion and a minor "true-up" for fiscal year 2024-25. Accounting for these actions, the BSA balance in fiscal year 2026-27 is $14.4 billion, an increase compared to the 2025-26 State Budget level of $11.2 billion. In addition, the Proposed 2026-27 State Budget includes $4.5 billion in the

Special Fund for Economic Uncertainties and $4.1 billion in the Proposition 98 Rainy Day Fund, bringing the combined reserves in fiscal year 2026-27 to roughly $23 billion.

The Proposed 2026-27 State Budget states that federal policy changes, including House of Representatives (H.R.) 1 of 2025 ("H.R. 1"), which included changes for Health and Human Services programs, are projected to result in costs of $1.4 billion general fund resources fiscal year 2026-27. Of this amount, $1.1 billion in additional costs are in Medi-Cal. In addition, H.R. 1 will add nearly $300 million in costs to CalFresh, the state's Supplemental Nutrition Assistance Program providing food purchase assistance for adequate nutrition to more than 3 million State households.

The Proposed 2026-27 State Budget proposes spending of $348.9 billion in total State funds, consisting of approximately $248.3 billion from the General Fund, $93.7 billion from special funds, and $6.9 billion from bond funds. The Proposed 2026-27 State Budget includes total funding of $149.1 billion ($88.7 billion General Fund and $60.4 billion other funds) for all TK-12 education programs. TK-12 per pupil funding totals $20,427 Proposition 98 general fund resources, a 74.6% increase over fiscal year 2018-19, and $27,418 per pupil when accounting for all funding sources, a 60.8% increase over fiscal year 2018-19, which per pupil amounts are the highest level ever for California schools.

Certain budgeted programs and adjustments for K-12 education set forth in the Proposed 2026-27 State Budget include the following:

- California for All Kids. Over the last four years, investments associated with the California for All Kids plan have improved student academic achievement. Key improvements include: (1) Universal access to free TK for all four-year-olds. with increased access to the California State Preschool Program for two-, three-, and four-year-olds, TK reaching full implementation in 2025-26, with a total investment of $1.9 billion ongoing non-Proposition 98 general fund resources; (2) $4.1 billion one-time Proposition 98 general fund resources in community schools and achieved full deployment of planning and implementation grants to support nearly 2,500 schools in adopting the community schools model; (3) Before, After and Summer School Program reached full implementation in 2025-26 with an investment of $4.6 billion ongoing Proposition 98 general fund resources; (4) Universal School Meals Program reached full implementation in 2022-23, with a total investment of approximately $1.8 billion ongoing Proposition 98 general fund resources; (5) $4 billion combined Proposition 98 and non-Proposition 98 general fund resources for educator recruitment, retention, and training programs; (6) Increased funding for special education services; specifically, $2.2 billion increased ongoing Proposition 98 general fund resources since 2018-19 (a 68% increase); (7) Beginning with the 2021-22 State Budget, approximately $4.2 billion non-Proposition 98 general fund resources has been provided for the Children and Youth Behavioral Health Initiative; and (8) Implementation of the Golden State Literacy Plan, including screening for reading difficulties.

- Proposition 98. The Proposed 2026-27 State Budget reflects Proposition 98 funding levels of $123.8 billion in fiscal year 2024-25, $121.4 billion in fiscal year 2025-26, and $125.5 billion in fiscal year 2026-27, representing an increase of approximately $21.7 billion relative to the 2024-25 State Budget. At the beginning of the three-year budget window, the Proposition 98 Guarantee had an outstanding maintenance factor balance of $8.3 billion. At the 2024-25 State Budget, there was a projected mandatory maintenance factor payment of $5.5 billion in fiscal year 2024-25. Revised Proposition 98 factors have increased that payment amount in the Proposed 2026-27 State Budget to $7.8 billion. No other mandatory payments are projected in fiscal years 2025-26 or 2026-27, leaving a $584.6 million maintenance factor balance at the end of fiscal year 2026-27. The 2024-25 State Budget created $1.9 billion in settle-up in fiscal year 2024-25. The Proposed 2026-27 State Budget proposes to fully repay the settle-up balance in fiscal year 2024-25. Additionally,

the Proposed 2026-27 State Budget proposes creating $5.6 billion in settle-up in fiscal year 2025-26. This means that the funded level of the Proposition 98 Guarantee in fiscal year 2025-26 is $115.9 billion, instead of the calculated amount of $121.4 billion. This is intended to mitigate the risk of potentially appropriating more resources to the Proposition 98 Guarantee than are ultimately available in the final calculation for fiscal year 2025-26. The Proposition 98 Guarantee continues to be in a Test 1 for fiscal years 2024-25, 2025-26, and 2026-27.

- Proposition 98 Rainy Day Fund. Adjustments in capital gains require an increased deposit of $3.8 billion in fiscal year 2024-25, eliminating the mandatory withdrawal in fiscal year 2025-26 and replacing it with a mandatory deposit of $424.3 million, and requiring a mandatory withdrawal of $407.1 million in fiscal year 2026-27. Additionally, the Proposed 2026-27 State Budget proposes a discretionary deposit of $240 million in fiscal year 2025-26, further increasing the Proposition 98 safety net. At the end of the three-year budget window, the total balance in the Proposition 98 Rainy Day Fund is $4.1 billion. There is a cap of 10% on school district reserves in fiscal years immediately succeeding those in which the balance in the Proposition 98 Rainy Day Fund is equal to or greater than 3% of the total TK-12 share of the Proposition 98 Guarantee. The balance in the Proposition 98 Rainy Day Fund triggers school district reserve caps in fiscal years 2025-26 and 2026-27.

- Local Control Funding Formula. The Proposed 2026-27 State Budget includes an LCFF cost-of-living adjustment of 2.41%. The cost-of-living adjustment, when combined with population growth adjustments, increases discretionary funding for LEAs by approximately $2 billion. Additionally, budgetary deferrals of $1.9 billion for TK-12 education are fully repaid in fiscal year 2026-27. The Proposed 2026-27 Budget also includes an ongoing increase of $30.7 million Proposition 98 General Fund to provide a 20% increase in LCFF funding for Necessary Small Schools, which is the funding formula for the smallest schools in the state.

- State Education Governance. The Proposed 2026-27 State Budget proposes to implement the 2002 "California's Master Plan for Education" recommendation to amend the Education Code to move oversight authority of the management of the California Department of Education and support of LEAs under the State Board of Education. The Proposed 2026-27 State Budget further proposes to provide the State Superintendent of Public Instruction the ability to strengthen coordination and alignment among the bodies setting policy from early childhood through postsecondary education.

- Community Schools. The Proposed 2026-27 State Budget proposes $1 billion ongoing Proposition 98 general fund resources to expand the community school model to more school sites that have large concentrations of students from low-income families, English learners, and youth in foster care. To date approximately 2,500 schools in California have received community schools grants through the California Community Schools Partnership Program; this new funding would provide ongoing resources for these grantees and expand access to the model to thousands of additional high-need schools.

- Special Education. In 2018-19, the prevalence of students in special education programs was 12.9% of all students; by 2024-25 the rate grew to 14.9%. Over that time, the number of students in special education increased by more than 70,000 students, while total enrollment decreased by more than 380,000. The Proposed 2026-27 State Budget proposes an increase of $509 million ongoing Proposition 98 general fund resources to increase special education base rates. This additional funding will allow for full equalization of special education rates across the state, meaning that all LEAs will now receive the same rate per pupil for state special education funding.

- Master Plan for Career Education: TK-12 Education. Building on prior Master Plan for Career Education investments, the Proposed 2026-27 State Budget proposes: (1) $100 million one-time Proposition 98 general fund resources to increase access to college and career pathways for high school students, including expanding access to dual enrollment and dual credit opportunities, and (2) including prioritizing creation and expansion of dual enrollment and pathways programs with funds allocated through the $2.8 billion Student Support and Discretionary Block Grant.

- Before, After and Summer School. The Proposed 2026-27 State Budget proposes $62.4 million ongoing Proposition 98 general fund resources to provide a guaranteed $1,800 per pupil for Tier 2 LEAs, stabilizing the existing variable Tier 2 rate. With this increase, total ongoing program funding is $4.7 billion Proposition 98 general fund resources.

- Teacher Preparation. The Proposed 2026-27 State Budget includes $250 million one-time Proposition 98 general fund resources to continue educator residency programs through 2029-30. California has invested $620 million in residency programs over the last five years; these funds will be fully awarded by the end of fiscal year 2025-26.

- Student Support and Professional Development Discretionary Block Grant. In addition to the 2.41% cost-of-living adjustment provided to the LCFF and many other TK-12 education programs, the Budget proposes $2.8 billion one-time Proposition 98 general fund resources for a discretionary block grant. These funds will provide LEAs with additional fiscal support to manage attendance and enrollment declines, including those caused by federal government immigration actions, and address rising costs. The funds will also support implementation of statewide priorities including: including: (1) professional development for teachers on the ELA/ELD Framework and the Literacy Roadmap, with a focus on strategies to support literacy for English learners; (2) professional development for teachers on the Mathematics Framework; (3) teacher recruitment and retention strategies; (4) professional development for TK teachers and site administrators on the principles and guidelines of developmentally appropriate TK instruction; and (5) career pathways and dual enrollment expansion efforts consistent with the Master Plan for Career Education.

- Charter School Accountability. The Proposed 2026-27 State Budget proposes new requirements for charter schools to ensure that public funds are properly utilized, address fraud and malfeasance, and improve accountability and oversight. It also provides for the use of verified data in the charter school renewal process until June 30, 2028.

- School Facilities. The recently approved Kindergarten through Grade 12 Schools and Local Community College Public Education Facilities Modernization, Repair, and Safety Bond Act of 2024 (Proposition 2) authorizes a total of $8.5 billion in state General Obligation bonds for TK-12 schools to be allocated through the School Facility Program. These funds are allocated across several key areas: $4 billion for modernization projects, $3.3 billion for new construction, $600 million for charter schools, and $600 million for career technical education projects. The Budget continues to allocate $1.5 billion Proposition 2 bond funds to support school construction projects in fiscal year 2026-27, similar to amounts allocated in prior years.

Additional budgeted programs and adjustments for K-12 education set forth in the Proposed 2026-27 State Budget include the following:

- Learning Recovery Emergency Block Grant. The Proposed 2026-27 State Budget provides $757.3 million in one-time Proposition 98 general fund resources to support the Learning Recovery Emergency Block Grant, which supports LEAs in establishing learning recovery initiatives through the 2027-28 school year. This investment is expected to be the final payment to this program, which

has received multi-year investments totaling $7.2 billion in past budgets to support schools in learning recovery efforts related to the COVID-19 Pandemic.

- Home-to-School Transportation. The Proposed 2026-27 State Budget includes $322 million one-time and $239.2 million ongoing Proposition 98 general fund to reflect higher costs in the Home-to-School Transportation Program.

- Cost-of-Living Adjustments. The Proposed 2026-27 State Budget proposes $228.2 million ongoing Proposition 98 general fund resources to reflect a 2.41% COLA for specified categorical programs and the LCFF Equity Multiplier. The specified categorical programs include Special Education, Child Nutrition, State Preschool, Foster Youth Services Coordinating Program, Mandates Block Grant, Adults in Correctional Facilities Program, Charter School Facility Grant Program, American Indian Education Centers, and the American Indian Early Childhood Education Program.

- Kitchen Infrastructure and Training. The Proposed 2026-27 State Budget proposes $100 million one-time Proposition 98 general fund for specialized kitchen equipment, infrastructure, and training to support schools in providing more freshly prepared meals made with locally grown ingredients.

- Reading Difficulties Risk Screening. The Proposed 2026-27 State Budget proposes $40 million one-time Proposition 98 general fund resources to support continued implementation of student reading difficulties screenings.

- L.A. County School Wildfire Recovery. The Proposed 2026-27 State Budget proposes $22.9 million one-time Proposition 98 general fund resources to support LEAs that are continuing to recover from the January 2025 Los Angeles County wildfires.

- Universal and Targeted Assistance. The Proposed 2026-27 State Budget proposes $13.3 million additional ongoing Proposition 98 general fund resources, for a total of $131.9 million, for county offices of education to provide universal and targeted support to school districts and charter schools, including those eligible for differentiated assistance.

- County Offices of Education LCFF. The Proposed 2026-27 State Budget proposes an ongoing decrease of $15.6 million Proposition 98 general fund resources to reflect ADA changes applicable to the county office of education LCFF, and a 2.41% COLA adjustment.

- School Nutrition Programs. The Proposed 2026-27 State Budget proposes an ongoing decrease of $67.9 million Proposition 98 general fund resources to support the Universal School Meals program, reflecting a reduction in fiscal year 2025-26 estimates compared to the 2025-26 State Budget projections and an increase in meal reimbursement rates.

- Local Property Tax Adjustments. The Proposed 2026-27 State Budget proposes a decrease of $18 million Proposition 98 general fund resources for school districts and county offices of education in fiscal year 2025-26, and a decrease of $1.4 billion ongoing Proposition 98 general fund resources for school districts and county offices of education in fiscal year 2026-27, resulting from increased offsetting property taxes.

- Holocaust and Genocide Education Grant Program. Although no funding is included in the Proposed 2026-27 State Budget for this purpose, the Administration intends to propose up to $10 million one-time Proposition 98 general fund resources at the May Revision to provide grants to LEAs for instructional materials, professional development, and related costs to implement holocaust and genocide education pursuant to Chapter 761, Statutes of 2025 (SB 472). These proposed funds are contingent upon the inclusion of clean-up amendments to the statutory language, agreed to by both the Administration and Legislature.

LAO Analysis of the 2026-27 Proposed State Budget. The LAO released its report on the 2026-27 Proposed State Budget entitled "The 2026-27 Budget: Overview of the Governor's Budget" on January 12, 2026 (the "Proposed 2026-27 State Budget Analysis"). In the Proposed 2026-27 State Budget Analysis, the LAO provides a high-level summary and initial analysis of the Governor's budget based on their preliminary review.

The LAO observes that the Proposed 2026-27 State Budget is only roughly balanced and projects a $3 billion deficit. The LAO notes that the Proposed 2026-27 State Budget includes approximately $9 billion of budget solutions with on-going spending-related solutions providing approximately $5 billion of savings within a few years. The budget solutions included in the Proposed 2026-27 State Budget include (1) funding the Proposition 98 Guarantee for fiscal year 2025-26 at $1.3 billion, rather than the $6.9 billion estimated requirement for fiscal year 2025-26, as a temporary savings measure (requires the State "settle up" the $5.6 billion difference using future revenues), (2) a suspension of the $2.8 billion BSA true up deposit required by the suspension of the deposit in fiscal year 2025-26, and (3) ending comprehensive coverage for certain immigrant groups and extending new eligibility rules to additional immigrant groups under H.R. 1 for Medi-Cal.

The LAO explains that the Proposed 2026-27 State Budget also includes a few other, smaller budget solutions, e.g., (1) reverting $71 million in unused EDDNext project funding early, and (2) modifying In-Home Supportive Services ("IHSS") eligibility to align with Medi-Cal, which provides $86 million in savings). The LAO further notes that the Proposed 2026-27 State Budget also includes some proposals that provide savings in fiscal year 2027-28 and after, including to: (1) remove the State's share of costs associated with growth in IHSS hours per case, ($650 million savings by 2029-30); (2) make an ongoing reduction to the Middle Class Scholarship program, ($541 million in savings beginning in fiscal year 2027-28); and (3) make $12 million in previously provided ongoing federal-related litigation funding limited term.

The LAO indicates that the Proposed 2026-27 State Budget includes around $600 million in new discretionary General Fund spending: (1) $76 million for utility replacement and site improvements at Exposition Park, (2) $67 million to the California Department of Forestry and Fire Protection for fixed-wing aircraft pilot and mechanics contract increases, (3) $60 million to the Department of Health Care Access and Information for a reproductive health care grant program, and (4) a $50 million General Fund loan to the Department of Toxic Substances Control for residential cleanup around the former Exide facility. After fiscal year 2026-27, the LAO explains that these proposals would add about $200 million in ongoing spending.

The LAO estimates that under the Proposed 2026-27 State Budget proposals and assumptions, general-purpose reserves would total $19 billion by the end of fiscal year 2026-27, including an SFEU balance of $4.5 billion and $14.4 billion in the BSA. In addition, the State would have $4.1 billion in the Proposition 98 Rainy Day Fund which is available only for school and community college programs.

For the fourth year in a row, the LAO and the Proposed 2026-27 State Budget are both forecasting multiyear budget shortfalls. The LAO notes that the Proposed 2026-27 State Budget shows operating deficits of $27 billion in fiscal year 2027-28, $22 billion in fiscal year 2028-29, and $23 billion in fiscal year 2029-30.

With regards to K-12 funding, the LAO observes that the Proposition 98 Guarantee has increased by $21.7 billion under the Proposed 2026-27 State Budget due to higher General Fund revenue estimates. The LAO notes that the discretionary deposit into the Proposition 98 Rainy Day Fund of $240 million in fiscal year 2025-26 and a mandatory withdrawal of $407 million in 2026-27, resulting in a balance of $4.1 billion, will trigger a statutory cap on the local reserves held by medium and large school districts.

The LAO also observes that the Proposed 2026-27 State Budget provides approximately $2.4 billion for a 2.41% COLA for existing school and community college programs, $1 billion ongoing to support the implementation of community schools and $509 million to increase per-student funding rates for special education. Separate from these larger proposals, the budget funds several smaller initiatives, including (1) $62 million to increase and stabilize funding rates for certain districts participating in the Expanded Learning Opportunities Program, (2) $38 million for Calbright College to cover higher operational costs, and (3) $32 million to fund 0.5% systemwide enrollment growth for the community colleges.

The LAO also notes that the Proposed 2026-27 State Budget's largest one-time proposal is a $2.8 billion discretionary block grant for schools and another significant one-time proposal allocates $2.3 billion to eliminate the school and community college payment deferrals implemented in the Fiscal Year 2025-26 Budget. The Proposed 2026-27 State Budget also proposes $757 million to restore the Learning Recovery Emergency Block Grant to its original level and $250 million to support teacher residency programs. The LAO observes that nearly all of the spending proposals build on activities the State has funded in previous budgets.

The LAO also notes that $5.6 billion in Proposition 98 settle-up payments are proposed to be delayed until the Proposition 98 calculations have been made for Fiscal Year 2026-27, the impact of which is to reduce the amount of funding for schools and community colleges in Fiscal Year 2026-27.

The Proposed 2026-27 State Budget Analysis is available on the LAO website at www.lao.ca.gov. The District can take no responsibility for the continued accuracy of this internet address or for the accuracy, completeness or timeliness of information posted therein, and such information is not incorporated herein by such reference.

The State has not entered into any contractual commitment with the District, the County, the Underwriters nor the Owners of the Bonds to provide State budget information to the District or the Owners of the Bonds. Although they believe the State sources of information listed herein are reliable, none of the District, the Municipal Advisor or the Underwriters assume any responsibility for the accuracy of the State budget information set forth or referred to herein or incorporated by reference herein.

Future Budgets and Budgetary Actions. The District cannot predict what future actions will be taken by the State Legislature and the Governor to address changing State revenues and expenditures or the impact such actions will have on State revenues available in the current or future years for education. The State budget will be affected by national and State economic conditions and other factors beyond the District's ability to predict or control. Certain actions could result in a significant shortfall of revenue and cash and could impair the State's ability to fund schools during the current fiscal year and in future fiscal years. Certain factors, like an economic recession, could result in State budget shortfalls in any fiscal year and could have a material adverse financial impact on the District. In addition, in prior fiscal years when the State has received significantly reduced revenues, the State has delayed certain payments to school districts. Under certain conditions, the State may suspend funds guaranteed pursuant to Proposition 98 for one or more years, and payments have been suspended in the past during periods of decreased State revenues. See "STATE FUNDING OF SCHOOL DISTRICTS – General."

Additional Information. Information about the State budget and State spending for education is regularly available at various State-maintained websites. Text of the State budget may be found at the website of the Department of Finance, www.dof.ca.gov, under the heading "California Budget." Various analyses of the budget may be found at the website of the LAO at www.lao.ca.gov. In addition, various State official statements, many of which contain a summary of the current and past State budgets and the impact of those budgets on school districts in the State, may be found via the website of the State Treasurer,

www.treasurer.ca.gov. The information presented in these websites is not incorporated by reference in this Official Statement.

State Funding of Schools Without a State Budget

Although the State Constitution requires that the State Legislature adopt a budget for the State by June 15 of the prior fiscal year and that the Governor sign a budget by June 30, this deadline has been missed from time to time. Delays in the adoption of a Budget Act in any fiscal year could impact the receipt of State funding by the District. On May 29, 2002, the California Court of Appeal for the Second District decided the case of *Howard Jarvis Taxpayers Association, et al. v. Kathleen Connell* (as Controller of the State of California), *et al*. ("Connell"). The California Court of Appeal concluded that, absent an emergency appropriation, the State Controller may authorize the payment of State funds during a budget impasse only when payment is either (i) authorized by a "continuing appropriation" enacted by the State Legislature, (ii) authorized by a self-executing provision of the State Constitution, or (iii) mandated by federal law. The Court of Appeal specifically concluded that the provisions of Article XVI, Section 8 of the State Constitution—the provision establishing minimum funding of K-14 education enacted as part of Proposition 98—did not constitute a self-executing authorization to disburse funds, stating that such provisions merely provide formulas for determining the minimum funding to be appropriated every budget year but do not appropriate funds. Nevertheless, the State Controller has concluded that the provisions of the State Education Code establishing K-12 and county office of education revenue limit funding (the predecessor to the LCFF) do constitute continuing appropriations enacted by the State Legislature and, therefore, has indicated that State payments of such amounts would continue during a budget impasse. The State Controller, however, has concluded that K-12 categorical programs are not authorized pursuant to a continuing appropriation enacted by the State Legislature and, therefore, cannot be paid during a budget impasse. To the extent the Connell decision applies to State payments reflected in the District's budget, the requirement that there be either a final budget bill or an emergency appropriation may result in the delay of some payments to the District while such required legislative action is delayed, unless the payments are self-executing authorizations, continuing appropriations or are subject to a federal mandate. The District, however, does not expect any delays in payments from the State to adversely affect its ability to pay the principal of and interest on the Bonds described in the forepart of this Official Statement.

Local Control Funding Formula

General. Funding for school districts, charter schools and county offices of education in connection with the LCFF includes State apportionments for general operating costs ("State Aid") and funding for categorical programs. During fiscal year 2024-25, approximately 66.71% of the District's General Fund revenues were disbursed pursuant to the LCFF. At the time of preparation of the 2025-26 Second Interim Report, the District budgeted approximately 67.12% of the District's fiscal year 2025-26 General Fund revenues to consist of funds determined under the LCFF. For fiscal years 2021-22 through 2023-24, LCFF revenues comprised a lower percentage of the District's total General Fund revenues as a result of increases in one-time federal funding for COVID-19 relief. The following Table A-2 sets forth the percentage of the District's General Fund revenues that are derived from revenues under the LCFF, federal revenues, other

State revenues and other local revenues for fiscal years 2021-22 through 2024-25 and budgeted for 2025-26 as of the 2025-26 Second Interim Report.

TABLE A-2
LOS ANGELES UNIFIED SCHOOL DISTRICT
General Fund Revenue Sources
Percentage of Total District General Fund Revenues[1]
Fiscal Years 2021-22 through 2025-26

Revenue Source	Fiscal Year 2021-22[2]	Fiscal Year 2022-23[2]	Fiscal Year 2023-24[2]	Fiscal Year 2024-25[2]	Fiscal Year 2025-26[3]
LCFF	62.42%	55.99%	60.04%	66.71%	67.12%
Federal Revenues	19.13	19.57	18.91	7.67	7.75
Other State Revenues	18.08	22.77	15.85	19.26	20.31
Other Local Revenues	0.37	1.67	5.19	6.36	4.82

(1) Sum of percentages may not equal 100% due to rounding.
(2) Audited.
(3) Budgeted as of 2025-26 Second Interim Report. For more information regarding State funding during fiscal year 2025-26 see "DISTRICT FINANCIAL INFORMATION – District Budget."
Sources: Audited Annual Financial Report for fiscal years 2021-22 through 2024-25; and 2025-26 Second Interim Report.

The LCFF allocates State funding based on a school district's demographics. Each school district receives a base grant (the "Base Grant") per ADA in an amount determined by the State. The Governor's State budget for fiscal year 2022-23 revised the LCFF calculation beginning with fiscal year 2022-23 to consider the greater of a school district's current fiscal year, prior fiscal year, or the average of three prior fiscal years' ADA. See "DISTRICT GENERAL INFORMATION – Enrollment and Average Daily Attendance." Pursuant to the LCFF, each LEA is required to, among other things, show progress toward an average class enrollment of no more than 24 pupils in kindergarten through grade 3, unless the LEA has entered into a collective bargaining agreement specifying an annual alternative average class enrollment in those grades for each school. Accordingly, the LCFF includes an adjustment to the Base Grant for kindergarten through grade 3 (the "K-3 Grade Span Adjustment") of approximately 10.4% in order to cover the costs associated with class size reduction. In addition, the LCFF includes an adjustment to the Base Grant for grades 9 through 12 of approximately 2.6% to cover the costs of, among other things, providing career technical education.

Based on the ADA of the given demographic classification, school districts are eligible to receive a 20% supplemental grant (the "Supplemental Grant") for students classified as English Learners ("EL"), students eligible to receive a free or reduced-price meal ("FRPM"), and students classified as foster youth ("LI"). The State expects the Supplemental Grants to reflect the additional costs associated with the education of EL, FRPM and LI students. In addition, school districts are eligible to receive a concentration grant (the "Concentration Grant") if the school district has a significant concentration of students classified as EL, FRPM or LI (collectively, the "Unduplicated Pupils"). The LCFF uses an unduplicated student count to determine the amount of the Supplemental Grant and Concentration Grant authorized for a school district. A school district may only count a student one time if such student is classified in more than one of the EL, FRPM and LI categories. In the event the percentage of Unduplicated Pupils exceeds 55% of a school district's total enrollment, the LCFF provides additional funding to the school district through a Concentration Grant. The Concentration Grant will be an amount equal to an additional 65% of the school district's adjusted Base Grant, which includes the cost-of-living adjustment and grade span adjustments, if any, for each Unduplicated Pupil above the 55% threshold.

Starting with the 2023-24 fiscal year, an additional Equity Multiplier was added for LEAs who qualify by having both (1) a prior year nonstability rate of greater than 25% and (2) a prior year

socioeconomically disadvantaged pupil rate of greater than 70%. The nonstability rate refers to the percentage of students who do not complete the year due to factors like expulsion or other reason without stable subsequent enrollment at another school. The socioeconomically disadvantaged pupil rate refers to the percentage of students who (i) do not have a parent with a high school diploma, (ii) are eligible for free or reduced-price meals, (iii) are migratory, (iv) are homeless youth, (v) are foster youth or (vi) are enrolled in a county juvenile court school. Every year, the state will allocate $300 million to the qualifying LEAs on a per-unit basis based on the LEA's prior year adjusted cumulative enrollment, but each qualifying school will receive at least $50,000. The Equity Multiplier revenue must be used for evidence-based services and support for pupils.

The Base Grants are based on four uniform, grade-span base rates. For fiscal year 2025-26, the LCFF provided to school districts and charter schools: (a) a Base Grant for each LEA equivalent to $11,323 per ADA for transitional kindergarten/kindergarten through grade 3 (including the grade span adjustment); (b) a Base Grant for each LEA equivalent to $10,411 per ADA for grades 4 through 6; (c) a Base Grant for each LEA equivalent to $10,719 per ADA for grades 7 and 8; (d) a Base Grant for each LEA equivalent to $12,746 per ADA for grades 9 through 12 (including the grade span adjustment). The Base Grant amount for fiscal year 2025-26 includes a COLA of 2.30%. The amount of actual funding allocated to the Base Grant, Supplemental Grants and Concentration Grants is subject to the discretion of the State.

Since the full implementation of the LCFF in fiscal year 2018-19, there is no longer a gap between a school district's prior year funding and the target amount of funding under the LCFF for the current year. Further, there is no longer a difference between the District's target entitlement under the LCFF – the amount available once the LCFF is fully funded – and the District's transition entitlement. In fiscal year 2018-19, the District reached its target entitlement for the District and the Affiliated Charter Schools, such that there is no transition entitlement for the District and the Affiliated Charter Schools. Accordingly, the District's historically significant increases in LCFF funding from year to year are not reflective of the District's current and expected LCFF funding since the LCFF is fully funded.

The difference between the amount a school district or charter school would have received under the old funding system and the estimated amount it would receive for LCFF funding at full implementation, based on certain criteria is referred to as the "Economic Recovery Target." Only school districts and charter schools that were at, or below, the 90th percentile of per-pupil funding rates of school districts under the pre-fiscal year 2013-14 funding system, as determined at the certification of the State's second principal apportionment in fiscal year 2013-14, are eligible for Economic Recovery Target payments. Based on this criteria, the District is not entitled to receive Economic Recovery Target funding. Certain of the District's Affiliated Charter Schools, however, are entitled to the Economic Recovery Target funding and budget to receive approximately $1 million, collectively, in fiscal year 2025-26.

The District has the largest student enrollment and ADA of any school district in the State. See "DISTRICT GENERAL INFORMATION – Enrollment and Average Daily Attendance" herein. In addition, the District's ADA includes a significant number of students classified as Unduplicated Pupils. Accordingly, the District expects to receive more LCFF funding than other school districts in the State. The 2025-26 Second Interim Report budgets that approximately 85.94% of students attending non-charter schools of the District will be classified as Unduplicated Pupils under the LCFF during fiscal year 2025-26. The percentage of students classified as Unduplicated Pupils is based on a three-year rolling average. The District's calculation of ADA with respect to Unduplicated Pupils, which is used to determine Supplemental and Concentration Grant revenues, is subject to adjustment upon review thereof by the District's independent auditor.

The following Table A-3 sets forth the District's Base Grant per ADA with grade span adjustments for fiscal years 2016-17 through 2025-26 under the LCFF.

TABLE A-3
LOS ANGELES UNIFIED SCHOOL DISTRICT
Adjusted Base Grant Per Average Daily Attendance
Fiscal Years 2016-17 through 2025-26

Fiscal Year	Grades TK/K-3	Grades 4-6	Grades 7-8	Grades 9-12
2016-17	$7,820	$7,189	$7,403	$8,801
2017-18	7,941	7,301	7,518	8,939
2018-19[1]	8,235	7,571	7,796	9,269
2019-20	8,503	7,818	8,050	9,572
2020-21	8,503	7,818	8,050	9,572
2021-22	8,935	8,215	8,458	10,057
2022-23	10,119	9,304	9,580	11,391
2023-24	10,951	10,069	10,367	12,327
2024-25	11,068	10,177	10,478	12,460
2025-26	11,323	10,411	10,719	12,746

[1] LCFF was fully funded in fiscal year 2018-19.
Source: California Department of Education.

Local Control and Accountability Plan. Pursuant to the LCFF, since July 1, 2014, school districts, county offices of education and charter schools have been required to develop, adopt and annually update a three-year LCAP. The LCAP is required to identify goals and measure progress for student subgroups across multiple performance indicators. The Education Code requires each school district to file with the county superintendent of schools such school district's LCAP or annual update thereof not later than five days after its adoption. On or before August 15 of each year, the county superintendent of schools may seek clarification, in writing, from the governing board of such school district about the contents of the LCAP. The school district has the opportunity to respond to such request and the county superintendent is authorized to submit recommendations for amendments to the LCAP. On or before October 8 of each year, the county superintendent of schools is required to approve each school district's LCAP pending a determination that the school district has adhered to the template adopted by the State Board of Education, the school district's budget includes expenditures sufficient to implement the specific actions and strategies included in the LCAP based on projected costs, and the school district has adhered to the Education Code with respect to funds apportioned for Unduplicated Pupils.

The State's priorities for each LCAP include, among other things, compliance with requirements with respect to appropriateness of teacher assignments, ensuring that teachers are fully credentialed in the subject areas and for the pupils they are teaching, and ensuring that every pupil in the school district has sufficient access to the standards-aligned instructional materials as determined in accordance with the Education Code. In addition, school facilities are to be maintained in good repair. The State requires proper implementation of the academic content and performance standards adopted by the State Board of Education and will measure parental involvement (e.g., efforts to seek input from parents or guardians regarding decisions for the district and the school site), pupil achievement (e.g. performance on Statewide assessments, the academic performance index, readiness for college or career technical education, progress towards English proficiency, performance on advance placement examinations), pupil engagement (e.g., school attendance rates, chronic absenteeism rates, middle school dropout rates, high school dropout and graduation rates, pupil suspension and expulsion rates, etc.), access and enrollment in a broad course of

study including the core subject areas and programs and services developed and provided to Unduplicated Pupils, and pupil outcomes in the subject areas comprising a broad course of study.

In November 2014, the State Board of Education adopted final regulations to govern the expenditure of the Supplemental Grant and Concentration Grant funding. These regulations require school districts, county offices of education, and charter schools to increase and improve services for Unduplicated Pupils and provide authority for school districts to spend funds school-wide when significant populations of Unduplicated Pupils attend a school. Pursuant to the regulations, LEAs are required to obtain input from parents of students and the general public in connection with the development, revision and updates of LCAPs. In addition, the regulations require County superintendents to review school district LCAPs and require county offices of education to provide technical assistance if they disapprove an LCAP. The Education Code grants the State Superintendent of Public Instruction authority to intervene if a school district or charter school fails to show improvement across multiple subgroups in three out of four consecutive years.

Risks Affecting School District Revenue. Payments to the District under the LCFF, which allocates a Base Grant per unit of ADA with additional supplemental funding in the form of Supplemental Grants and Concentration Grants based on certain factors. Thus, a temporary shutdown of a school or an entire school district or other event resulting in reduced enrollment or attendance would reduce the ADA of a school district and could impact the funding a school district receives. For example, events such as labor strikes or the outbreak of a highly contagious disease, such as occurred in 2020 with COVID-19, could harm a school district's financial results or result in a temporary shutdown of the school district's facilities. Such an event could also have impacts on the State's tax and other revenue receipts which may, in turn, impact educational funding that school districts receive from the State. While State and federal one-time COVID-19 relief funding provided some immediate relief to school districts, including the District, during the COVID-19 pandemic, the District cannot predict whether similar legislation providing State and federal one-time relief funding would be enacted in the future in the event a similar or other outbreak of a highly contagious disease or epidemic disease or other event resulting in reduced enrollment or attendance were to occur in the future. Immigration enforcement activity by federal immigration authorities may also negatively impact ADA or enrollment by targeting the specific populations of students that cause the District to qualify for supplemental and concentration grant funding, thereby reducing LCFF funding to a greater degree.

In January 2025, multiple fires broke out across areas of the County burning thousands of acres and damaging or destroying thousands of structures. The three largest of said fires are the Hughes Fire, Eaton Fire, and Palisades Fires. The Hughes Fire burned approximately 10,425 acres, although no information is available on the number of structures that have been damaged or destroyed. The Eaton Fire burned approximately 14,000 acres and damaged or destroyed at least 10,000 structures. The Palisades Fire burned approximately 23,500 acres and damaged or destroyed at least 7,000 structures. Properties damaged or destroyed in the Palisades Fire are included within the boundaries of the District and represent a small percentage of the assessed value in the District. As a result of the fires, schools in the District were closed for 3 days and approximately 2,400 students were displaced.

The District has filed a claim with its insurers for property losses due to the Palisades Fire and is collaborating with the commercial insurance companies to recover the damage. Additionally, the District submitted an application for the Public Assistance Grant funding and is working with the Federal Emergency Management Agency and the California Governor's Office of Emergency Services to obtain reimbursement for losses not covered by the commercial insurance policy.

Three school campuses within District boundaries, Marquez Elementary School, Palisades Elementary School, and Palisades High School/Palisades Charter High School (Palisades Charter High

School is a Fiscally Independent Charter School), were significantly damaged by the fires. The Palisades Elementary School site remains closed. However, Marquez Elementary School has returned to its campus (in temporary facilities) as of September, 2025 and the Palisades Charter High School has returned to its campus (in permanent and temporary facilities) as of February, 2026. The District has budgeted approximately $600 million to rebuild the three damaged campuses. The District expects to rebuild its damaged campuses, however, no assurances can be given that the District will rebuild any or all of its damaged facilities. The District is unable at this time to quantify the overall loss as a result of the fires.

The County Assessor's Office allows for the reassessment of properties that are damaged or destroyed as a result of misfortune or calamity, which includes wildfires. Property owners may submit an application for the reassessment of the property within 12 months of the damage or destruction. Any such reassessment is retroactive to the date of damage or destruction. The District is unable at this time to quantify the loss in assessed value as a result of any such reassessment. The District also can not quantify the actual decrease in assessed value in the area impacted by the Palisades fire within the District, however, the total assessed value of property within the District for fiscal year 2025-26 increased by 3.62% over the assessed value within the District for fiscal year 2024-25.

Additionally on January 16, 2025, the California Governor issued Executive Order 10-25 that (i) suspends until April 10, 2026, certain state tax laws that impose penalties, costs, and interest for late payment of property taxes due in calendar year 2025, and (ii) suspends certain additional state tax laws requiring the filing of various property tax statements. The orders apply to properties located in 9 zip codes that are included in the boundaries of the District. Additional executive orders have been issued to allow for a quicker redevelopment in fire-damaged areas. The District cannot predict the effect any executive orders will have on the timely collection of property taxes.

Charter School Funding

A charter school is a public school authorized by a school district, county office of education or the State Board of Education. State law requires that charter petitions be approved if they comply with the statutory criteria. The District has certain fiscal oversight and other responsibilities with respect to both Affiliated Charter Schools and Fiscally Independent Charter Schools located in the District geographic boundaries. Fiscally Independent Charter Schools, however, are separate LEAs and receive revenues directly from the State. Affiliated Charter Schools receive their funding from the District and are included in the District's budgets and audit reports. Information regarding enrollment, ADA, budgets and other financial information relating to Fiscally Independent Charter Schools is not included in the District's audit reports or in this Official Statement unless otherwise noted.

Pursuant to the LCFF, Fiscally Independent Charter Schools and Affiliated Charter Schools will receive a Base Grant per ADA and are eligible to receive Supplemental Grants, Concentration Grants and Equity Multiplier funds. See " – Local Control Funding Formula" herein. In fiscal year 2024-25, the District operated 51 Affiliated Charter Schools and oversaw 218 Fiscally Independent Charter Schools within the District boundaries. The fiscal year 2024-25 funded ADA of the Affiliated Charter Schools and the Fiscally Independent Charter Schools was 35,036 and 100,663 (unaudited), respectively. An increase in the number of Fiscally Independent Charter Schools within the boundaries of a school district or an increase in the number of students transferring to a Fiscally Independent Charter School or an Affiliated Charter School from a traditional school within a school district may cause a net reduction in the District's ADA.

Limitations on School District Reserves

Unless a school district is granted an exemption by its county superintendent of schools, amounts in its reserves may not exceed the limitations set forth in the Education Code once certain conditions precedent are met. Pursuant to Section 42127.01 of the Education Code, in a fiscal year immediately after a fiscal year in which the amount of moneys in the Proposition 98 Rainy Day Fund is equal to or exceeds 3% of the combined total of State general fund revenues appropriated for school districts and allocated local proceeds of taxes for that fiscal year, a school district budget that is adopted or revised shall not contain a combined assigned or unassigned ending general fund balance that is in excess of 10% of total General Fund expenditures and other financing uses. A county superintendent of schools may grant a school district under its jurisdiction an exemption from the reserves limitation for up to two consecutive fiscal years within a three-year period if the school district provides documentation indicating that extraordinary fiscal circumstances, including, but not limited to, multiyear infrastructure or technology projects, substantiate the need for a combined assigned or unassigned ending general fund balance that is in excess of the reserves limitation. The limitation applies once the Superintendent of Public Instruction notifies school districts and county offices of education that the conditions precedent are met. The Superintendent of Public Instruction is also required to notify school districts and county offices of education when those conditions no longer exist.

The State-imposed minimum recommended reserve for the District is accounted for in the District's reserve for economic uncertainties. Payments allocated to the Proposition 98 Rainy Day Fund by the State in fiscal years 2021-22 and 2022-23 triggered the limitations on school district reserves under the Education Code in fiscal years 2022-23 and 2023-24. The State's economic and revenue outlook, however, has changed. The 2024-25 State Budget provided for a discretionary payment of approximately $1.1 billion to the Proposition 98 Rainy Day Fund in fiscal year 2024-25 and the withdrawal of the entire $8.4 billion balance in the Proposition 98 Rainy Day Fund in fiscal year 2023-24, leaving a projected balance of $1.1 billion at the end of fiscal year 2025-26. The 2025-26 State Budget provides both a mandatory deposit into the Proposition 98 Rainy Day Fund in fiscal year 2024-25 of $455.0 million and a mandatory withdrawal of $455.0 million in fiscal year 2025-26, exhausting the remaining Proposition 98 Rainy Day Fund balance. School district reserve caps are not triggered in fiscal year 2025-26, although the Proposed 2026-27 State Budget includes proposals that would trigger the limitations on school district reserves in both fiscal years 2025-26 and 2026-27. See "– State Budget Act" and "– Proposed 2026-27 State Budget." No assurances can be made that the State budget for fiscal year 2026-27 as enacted will contain such proposals that trigger the limitations on school district reserves.

DISTRICT FINANCIAL INFORMATION

District Financial Policies and Related Practices

General. The District has three key financial policies: a budget and finance policy (the "Budget and Finance Policy"), a debt management policy (the "Debt Management Policy") and an investment policy (the "Investment Policy").

Budget and Finance Policy. The District has adopted a Budget and Finance Policy pursuant to which the District creates and funds reserves for operating purposes (collectively, the "Operating Reserves") and liability management purposes. The Budget and Finance Policy reflects reserve categories promulgated by the Government Accounting Standards Board ("GASB") and incorporates certain reserve categories established by the District. See "STATE FUNDING OF SCHOOL DISTRICTS – Limitations on School District Reserves" herein.

Operating Reserves. The District uses the Operating Reserves to manage its budget for each fiscal year. A portion of the District's authorized appropriations are set aside in the Operating Reserves. The District generally appropriates amounts from the General Fund based on the amount estimated in its budget. The District may, however, appropriate funds from unspent balances within the Operating Reserves, if necessary. Accordingly, the District uses the Operating Reserves to ensure that appropriations reflect the District's actual General Fund expenditures. The current Operating Reserves include nonspendable reserves, restricted reserves, committed reserves, assigned reserves, and unassigned reserves (generally described as fund balances), the latter of which includes the District's reserve for economic uncertainties. Pursuant to the California Code of Regulations, school districts with an ADA of over 250,001 students, such as the District, must maintain a reserve for economic uncertainties of 1% of General Fund appropriations.

Pursuant to the Budget and Finance Policy, the District's total General Fund balance may not be less than an amount equal to 5% of total General Fund expenditures and net transfers out during a fiscal year (the "5% Minimum Reserve Threshold"). In addition, the Budget and Finance Policy requires the projected General Fund balance to satisfy the 5% Minimum Reserve Threshold in each of the two subsequent fiscal years which the District includes in its interim financial reports. In the event that the District's estimates indicate that the total General Fund balance will not satisfy the 5% Minimum Reserve Threshold in any of the current fiscal year or two subsequent fiscal years, the Budget and Finance Policy directs the District to develop and implement budget proposals to restore reserve balances to the 5% Minimum Reserve Threshold.

Based on the 2025-26 Second Interim Report, the District's Operating Reserves are expected to satisfy both the 5% Minimum Reserve Threshold and the 1% statutory reserve requirement for fiscal years 2025-26, 2026-27, and 2027-28. Subsequent to the 2025-26 Second Interim Report, the District agreed to the Proposed Agreements (defined herein), the implementation of which is expected to cost approximately $1.2 billion annually upon full implementation and, without budgetary intervention, likely would cause the District to not meet either its Minimum Reserve Threshold or the statutory reserve requirement beginning in fiscal year 2027-28. See "Significant Accounting Policies, System of Accounts and Audited Financial Statements - District Budget - *Fiscal Stabilization Plans*." Unlike the 5% Minimum Reserve Threshold, the 1% statutory reserve requirement is based on the unrestricted and unassigned ending fund balance (including the reserve for economic uncertainties) only and does not take into account the restricted, committed, or assigned ending fund balances. See "INTRODUCTION- Recent Significant Events" in the forepart to this Official Statement and "– *Second Interim Financial Report for Fiscal Year 2025-26*" herein.

Liability Management. Pursuant to the Budget and Finance Policy, the District has established a health and welfare reserve (the "Health and Welfare Benefits Fund"), and an other-post-employment benefits ("OPEB") trust (the "OPEB Trust Fund"). Annual appropriations are made to address other identified liabilities, such as pension, vacation, and retiree healthcare.

The District has transitioned certain liabilities and potential claims previously covered by District reserves and purchased lines of coverage over to a captive insurance company, designed to mitigate financial risks, enhance control over the insurance processes, potentially reduce costs, and tailor coverage to meet the District's specific needs. The Captive Insurer (as defined below) is a separate legal entity. See "Risk Management and Litigation – *Captive Insurance Program*." The Captive Insurer determines the reserves, liabilities, and insurance policy premiums charged to the District from actuarial information and other sources as needed. The Captive Insurer is liable for only certain losses and will record the liability on its books.

Effective July 1, 2024, coverage and reserves with respect to automobile, general, sexual abuse and molestation, property and workers' compensation liabilities were transferred to the Captive Insurer, with

required reserves, liabilities and insurance policy premiums determined by the Captive Insurer and charged to the District using actuarial information. See "Risk Management and Litigation – *Captive Insurance Program*." The District is currently evaluating the following lines of coverage to be provided by the Captive Insurer: boiler and machinery; crime and fiduciary; cyber security; and medical malpractice.

For certain current claims for sexual abuse and molestation pending settlement, funds have been set aside or transferred to the Captive Insurer. Remaining sources of funds to resolve claims for sexual abuse and molestation are expected to include limited insurance including through the Risk Management Authority (as defined herein), amounts provided and available to the Captive Insurer, and other legally available funds, including obligations of the District, whether made payable as due or by payments spread over several years for a period commencing with the judgment or court order approving a settlement with dismissal of the action. See "Risk Management and Litigation – Sexual Misconduct Cases" and "District Debt – Judgment Obligation Bonds."

The Health and Welfare Benefits Fund is used to pay all health and welfare payments for active employees and retirees. The District determines funding of the Health and Welfare Benefits Fund based on the applicable health benefits agreement for each of the applicable years. See "– Employees and Labor Relations – Negotiations Regarding Labor Contracts" herein. As of June 30, 2025, the net position of the Health and Welfare Benefits Fund was approximately $128.6 million. The Fiscal Year 2025-26 Budget includes contributions of $1.4 billion for the Health and Welfare Benefits Fund.

The District Board approved the creation of the OPEB Trust Fund in May 2014 as an irrevocable trust for its OPEB liability. The Budget and Finance Policy directs the District, subject to approval by the District Board, to make annual contributions to the OPEB Trust Fund when the balance in the General Fund exceeds the 5% Minimum Reserve Threshold to the extent possible. In the event that the unrestricted portion of the General Fund balance is above 5% of the unrestricted revenues (after the annual OPEB contribution has been determined), the Budget and Finance Policy directs the District to make an additional contribution to the OPEB Trust Fund. See "– Other Postemployment Benefits" herein. As of a June 30, 2025 measurement date, the net position of the OPEB Trust Fund was approximately $962.8 million.

Budgeting Practices. Since Fiscal Year 2022-23, the District has updated and implemented new budgeting practices to improve timeliness, accuracy and transparency. In Fiscal Year 2024-25, the District named these collective actions as "strategic budgeting." To support this effort, departments are now able to view daily updates of budget to actuals analysis for their respective departments, which facilitates effective and timely decision-making regarding opportunities for internal budget adjustments and/or reallocations that may be available for both labor and non-labor resources (this data is refreshed on a nightly basis). The District also implemented budget sweeps of positions that have been vacant for more than 180 days. In addition, to improve transparency of anticipated underspend in multi-year projections, the District refined its use of contracts (i.e. underspent projections) in budgeting to better reflect actual expenditures for current and future years. The District is also beta testing a budget transparency dashboard for public use to improve the communication of central office and school site budgetary information to external audiences; the first phase went live on July 1, 2025. In summary, the strategic budgeting process aims to align non-labor budgeting to need, eliminate aged vacancies, reassess budget needs with actual spend and enrollment trends, while improving transparency for both internal and external stakeholders.

Debt Management Policy. The Debt Management Policy establishes formal guidelines for the issuance and management of the District's debt and other financial obligations. The Debt Management Policy establishes targets and ceilings for certificates of participation ("COPs") and unhedged variable rate exposure and sets forth benchmark debt ratios that include both COPs and the District's general obligation bonds. The Debt Management Policy also requires the District to annually publish a comprehensive debt

report that, among other things, provides information on tax rates related to the District's general obligation bonds and credit factors that reflect the District's ratings.

The Debt Management Policy is required to be reviewed annually. The current Debt Management Policy was approved by the District Board on June 3, 2025. The District is in compliance with the Debt Management Policy. The Debt Management Policy establishes a ceiling of 2.0% for the ratio of COPs gross annual debt service to District General Fund expenditures. The District Board may increase the target at the time a new debt issuance is proposed, but such authority is not intended to exceed the ceiling established in the Debt Management Policy. As of January 1, 2026, the maximum fiscal year debt service with respect to the COPs was approximately 0.25% of the District's General Fund budgeted expenditures for Fiscal Year 2025-26. As of January 1, 2026, the District has outstanding COPs in the aggregate principal amount of approximately $206.2 million. (See " – District Debt – Certificates of Participation" for more information.). As of January 1, 2026, the maximum fiscal year debt service with respect to the COPs and the Judgment Obligation Bonds, Series 2025A (Federally Taxable), which are also payable from the General Fund, is approximately 0.51% of the District's General Fund budgeted expenditures for Fiscal Year 2025-26. The Debt Management Policy limits unhedged variable rate debt to $100 million and requires reporting of the debt ratios and benchmarks. The District currently has variable interest rate exposure of approximately $30 million. The variable rate debt is associated with the District's judgment obligation notes which serve as an interim financing mechanism in connection with the District's refinancing of claims arising from AB 218 and similar claims. (See "- District Debt - Judgment Obligation Bonds" and "- Line of Credit" for more information).

Investment Policy. The foremost objective of the District's Investment Policy is safety. In addition, the Investment Policy directs the District to invest public funds in a manner that will maximize the investment return on all of its funds with maximum security while meeting the daily cash flow demands of each portfolio of the District and conforming to all federal, State, and local statutes governing the investment of public funds. Further, the Investment Policy directs that all investments of the District be undertaken to ensure the preservation of capital in the overall portfolio. To attain this objective, the District may diversify its investments by investing funds among a variety of securities offering independent returns. In addition, the Investment Policy requires the District's investment portfolios remain sufficiently liquid to enable the District to meet its operating requirements and be structured to attain a maximum return commensurate with its investment risk constraints and the cash flow characteristics of each portfolio.

The District's operating funds and all of the debt service funds maintained for repayment of general obligation bonds are deposited in the County Treasury Pool in accordance with State law and managed pursuant to the County's Investment Policy, a copy of which can be found at http://ttc.lacounty.gov/. Such website is not incorporated herein by reference and the District, its counsel (including Bond Counsel and Disclosure Counsel), the Municipal Advisor, the Underwriters and their counsel do not make any representation as to the accuracy of the information provided therein. See APPENDIX F – "THE LOS ANGELES COUNTY TREASURY POOL." With the concurrence of the County's Treasurer and Tax Collector, however, the District may direct the investment of funds in certain of its operating funds and debt service funds so long as such direction complies with both the County's investment policy and the District's Investment Policy. In addition, the District can direct the investment of indentured funds held by third party trustees with regard to certain issuances of COPs pursuant to a prescribed list of permitted investments.

Significant Accounting Policies, System of Accounts and Audited Financial Statements

The CDE imposes by law uniform financial reporting and budgeting requirements for K-12 school districts. Financial transactions are accounted for in accordance with the California School Accounting Manual. The District uses fund accounting and maintains governmental funds, proprietary funds and

fiduciary funds. The General Fund is the chief operating fund of the District. For a description of the other major funds of the District, see the description thereof contained in APPENDIX B – "AUDITED ANNUAL FINANCIAL REPORT OF THE DISTRICT FOR FISCAL YEAR ENDED JUNE 30, 2025." Note 1 to such audited financial statements sets forth significant accounting policies that the District follows. Simpson & Simpson Certified Public Accountants ("Simpson"), Los Angeles, California, served as independent auditor to the District for its audited financial statements for fiscal year 2024-25. Simpson has not been requested to consent to the use or to the inclusion of its reports in this Official Statement, and it has not audited or reviewed this Official Statement. The District's audited financial statements for the fiscal year ended June 30, 2025, are included as Appendix B to this Official Statement. The complete audited financial statements of the District, including the notes thereto, are an integral part of this Official Statement.

Typically, the District is required to file its audited financial statements for the preceding fiscal year with the State Controller's Office, the CDE and the County Superintendent of Schools by December 15 of each year. During the last five years, the District timely filed its audited financial reports with the State Controller's Office, the CDE, and LACOE pursuant to the Education Code and any applicable legislation amending the filing deadline thereof by the respective deadlines therefor.

The audited financial statements for fiscal year 2024-25 include certain audit findings and questioned costs. With respect to the audited financial statements for fiscal year 2024-25, Simpson identified 13 audit findings and questioned costs totaling approximately $47.8 million. For detailed information regarding such findings and questioned costs, see Appendix B. Notably, in fiscal year 2024-25 – like the four previous fiscal years – the District did not meet the minimum threshold of General Fund spending on classroom teacher salaries and benefits in accordance with Education Code Section 41372. Under Education Code Section 41372, a unified school district, like the District, is required to spend a minimum of 55% of its General Fund resources on classroom salaries and benefits. In fiscal year 2024-25, the District spent approximately 54.5% of its General Fund resources on classroom salaries and benefits, which is approximately 0.5% or $44.3 million below such minimum threshold set forth in the Education Code. The District has implemented a process aligned with parameters provided by the California Department of Education that includes manual adjustments to the calculation for programs that are not intended for classroom expenditures, resulting in an improved expense ratio from 47% in fiscal year 2023-24 to 54.5% in fiscal year 2024-25.

In each of fiscal year 2020-21 through fiscal year 2023-24, the District Board approved the submission of a waiver request to the County Superintendent, and each was approved. The District will engage with LACOE to seek a waiver request for fiscal year 2024-25 and will initiate this process upon receiving a letter from LACOE requiring corrective action, which is expected to be released in May, 2026. The District anticipates submitting the waiver for fiscal year 2024-25 by September 2026.

In addition, the audited financial statements for fiscal year 2024-25 included $2.1 million of questioned costs for Home-to-School Transportation. Employee time related to indirect costs was incorrectly charged to the Home-to-School Transportation program. The District will strengthen controls over time reporting, approvals, and cost allocations to ensure compliance going forward.

An additional finding of note in the audited financial statements for fiscal year 2024-25 related to proper documentation of Proposition 28 – Arts & Music expenditures. The District lacked supporting documentation for work performed by employees, or the documentation was inadequate. The District will strengthen its controls over documentation of these expenditures.

Copies of the District's audited financial statements as well as budgets and interim financial reports may be obtained from the website of the District: **www.lausd.org**. The website is not incorporated herein

by reference and the District, its counsel (including Bond Counsel and Disclosure Counsel), the Municipal Advisor, the Underwriters and their counsel do not make any representation as to the accuracy of the information provided therein.

Audited Financial Report

Fiscal Year 2024-25 Annual Comprehensive Financial Report. The District's fiscal year 2024-25 Annual Comprehensive Financial Report (the "Fiscal Year 2024-25 Audit") has been submitted to the District. The Fiscal Year 2024-25 Audit reflects the District's audited financial results for fiscal year 2024-25. The Fiscal Year 2024-25 Audit reflects a General Fund adjusted beginning balance of approximately $6.42 billion, total revenues of $9.68 billion, total expenditures of $11.12 billion, other financing sources and uses of $112.6 million, and an ending balance of $5.09 billion. The Fiscal Year 2024-25 Audit indicates that the General Fund ending balance of approximately $5.09 billion consists of approximately $710.57 million for the mandatory reserve for economic uncertainties, $50.88 million of non-spendable revolving cash, stores, and prepaid expenditures, $889.6 billion of restricted ending balances, no committed ending balances, $1.374 billion of assigned ending balances and $2.068 billion of unassigned and unappropriated ending balances. In fiscal year 2024-25, the District was able to meet its financial commitments and its required ending balances, as set forth in the Budget and Finance Policy. See "– District Financial Policies and Related Practices" for more information on the Budget and Finance Policy.

District Budget

General School District Budget Process and Oversight. State law requires that each school district maintain a balanced budget in each fiscal year. The California Department of Education imposes a uniform budgeting and accounting format for school districts. Under current law, a school district governing board must adopt and file with the county superintendent of schools a budget by July 1 of each fiscal year. The District is under the jurisdiction of the County of Los Angeles Superintendent of Schools.

The county superintendent of schools must approve, conditionally approve, or disapprove the adopted budget for each school district by September 15 in accordance with the Education Code. The county superintendent of schools is required to examine the adopted budget for compliance with the standards and criteria adopted by the State Board of Education and identify technical corrections necessary to bring the budget into compliance with the established standards. The county superintendent of schools is also required to determine whether the adopted budget will allow the school district to meet its financial obligations during the fiscal year and is consistent with a financial plan that will enable the school district to satisfy its multiyear financial commitments. The Education Code directs the county superintendent of schools to disapprove any school district budget if it determines that the budget does not include expenditures necessary to implement an LCAP or an annual update to the LCAP. See "STATE FUNDING OF SCHOOL DISTRICTS – Local Control Funding Formula – *Local Control and Accountability Plan*" herein for more information about LCAP.

In the event that the county superintendent of schools conditionally approves or disapproves the school district's budget, the county superintendent of schools will submit to the governing board of the school district no later than September 15 of such year recommendations regarding revisions of the budget and the reasons for the recommendations, including, but not limited to, the amounts of any budget adjustments needed before the county superintendent of schools can approve that budget. In addition, school districts must make available for public review any revisions to revenues and expenditures that it has made to its budget to reflect the funding made available by the State Budget Act (defined herein) not later than 45 days after the enactment of the State Budget Act.

The governing board of the school district, together with the county superintendent of schools, must review and respond to the recommendations of the county superintendent of schools before October 8 at a regular meeting of the governing board of the school district. The county superintendent of schools will examine and approve or disapprove of the revised budget by November 8 of such year. If the county superintendent of schools disapproves a revised budget, the county superintendent of schools will call for the formation of a budget review committee. By December 31 of each year, every school district must have an adopted budget, or the county superintendent of schools may impose a budget and will report such school district to the State Legislature and the Department of Finance. In prior years, LACOE has granted a conditional approval to certain of the District's budgets pending, among other things, approval of the District's LCAP, information regarding collective bargaining and other budgetary considerations. In the last ten years, however, LACOE has not disapproved any budget submitted to it by the District. The District's adopted budget for fiscal year 2025-26 (the "Fiscal Year 2025-26 Budget") projected a negative ending General Fund balance in fiscal year 2027-28. In order to address the deficit spending, and as recommended by LACOE, the District approved a Fiscal Stabilization Plan (defined below) on June 17, 2025, which provides for expenditure reduction strategies beginning after fiscal year 2025-26. The District, however, cannot guarantee whether its budget for fiscal year 2026-27 nor any future budgets will be approved by LACOE. See "*Fiscal Year 2025-26 Budget,*" "*LACOE's Response to Fiscal Year 2025-26 Budget*" and "*Fiscal Stabilization Plans*" below.

Subsequent to approval, the county superintendent of schools will monitor each school district under its jurisdiction throughout the fiscal year pursuant to its adopted budget to determine on an ongoing basis if the school district can meet its current or subsequent year financial obligations. If the county superintendent of schools determines that a school district cannot meet its current or the subsequent year's obligations, the county superintendent of schools will notify the school district's governing board, the Superintendent of Public Instruction and the president of the State board (or the president's designee) of the determination and take at least one of the following actions, and all actions that are necessary to ensure that the school district meets its financial obligations: (a) develop and impose, after also consulting with the Superintendent of Public Instruction and the school district's governing board, revisions to the budget that will enable the school district to meet its financial obligations in the current fiscal year, (b) stay or rescind any action inconsistent with the ability of the school district to meet its obligations for the current or subsequent fiscal year, (c) assist in developing, in consultation with the school district's governing board, a financial plan that will enable the school district to meet its future obligations, (d) assist in developing, in consultation with the school district's governing board, a budget for the subsequent fiscal year and (e) as necessary, appoint a fiscal advisor to perform the aforementioned duties. The county superintendent of schools will also make a report to the Superintendent of Public Instruction and the president of the State board or the president's designee about the financial condition of the school district and the remedial actions proposed by the county superintendent of schools. The county superintendent of schools, however, may not abrogate any provision of a collective bargaining agreement that was entered into prior to the date upon which the county superintendent of schools assumed authority.

Fiscal Stabilization Plans. When needed, LACOE and the District partner to implement actions necessary to stabilize and improve the financial condition of the District.

The District currently has a structural deficit whereby in-year expenditures exceed in-year revenues. As revenues have continued to decrease, expenditures have not been reduced proportionately. The Fiscal Year 2025-26 Budget included continued deficit spending, and included a projected deficit of $1.6 billion for fiscal year 2027-28 of operating funds, which indicated a lack of going concern. On April 15, 2025, LACOE recommended that the District address its deficit spending through the submission of a fiscal stabilization plan. In light of the Fiscal Year 2025-26 Budget negative projections for fiscal year 2027-28, and as recommended by LACOE, the District adopted a Fiscal Stabilization Plan on June 17, 2025 (the "Fiscal Stabilization Plan"). The Fiscal Year 2025-26 Budget did not reflect the Fiscal Stabilization

Plan, but the Fiscal Stabilization Plan with certain revisions was included in the first interim report for fiscal year 2025-26 and the 2025-26 Second Interim Report. See " -Table A-11b" below.

To address the $1.6 billion deficit projected in fiscal year 2027-28, the Fiscal Stabilization Plan provides for expenditure reduction strategies beginning in fiscal year 2026-27 and continues through fiscal year 2027-28 to reduce the structural deficit through fiscal year 2027-28. The Fiscal Stabilization Plan must identify specific expenditure reductions and/or revenue enhancements; as such, it includes changes to unrestricted General Fund expenditures, including reductions to Fund 17 Special Reserve Fund for other than Capital Outlay Projects, reassessing school carryover policies by need for fiscal year 2026-27, targeted funding allocation reductions in fiscal year 2026-27, reduction of unfunded positions in fiscal year 2026-27, consolidation of the District's footprint (campuses and programs) and evaluation of academic return on investment, reassessing effectiveness of earmarked, unspent investments, strategic closure of vacant school positions annually in February (except General Fund restricted positions), bringing students closer to their school of residence, and reduction in central operations (non-school-based reductions). See Table A-11b below, for multi-year General Fund projections for fiscal year 2025-26 through 2027-28 pursuant to the 2025-26 Second Interim Report which incorporated the Fiscal Stabilization Plan as it existed at the time of adoption of the 2025-26 Second Interim Report.

Subsequent to the District's adoption of its most recent Fiscal Stabilization Plan submitted to LACOE, three of its major bargaining units voted to strike, which the District averted by negotiation of tentative agreements and an agreement in principle with such bargaining units (the "Proposed Agreements"). Each Proposed Agreement must be ratified by union members and approved by formal action of the District Board. The effects of the Proposed Agreements would be to increase the District's expenditures for UTLA, AALA and SEIU Local 99 (Units B, C, F and G) retroactively for fiscal years 2024-25 and/or 2025-26 as well as prospectively for fiscal years 2026-27 and 2027-28. The District has estimated the on-going annual financial impact of the Proposed Agreements, at full implementation, to be approximately $1.2 billion. These expenditures were not anticipated in or accounted for in the 2025-26 Second Interim Report, nor has LACOE been able to include such expenditures in its analysis of the 2025-26 Second Interim Report.

In connection with its development of a budget for fiscal year 2026-27, the District anticipates the need to adopt a new fiscal stabilization plan to accommodate these expenditures and other provisions of the Proposed Agreements, including any provisions yet to be negotiated. See " *– Negotiations Regarding Labor Contracts below*." The District estimates that over the three-year term of the fiscal year 2026-27 budget, including the multi-year projections for fiscal years 2027-28 and 2028-29, approximately $3.8 billion of solutions will be necessary in order to achieve a balanced budget for that period. Possible budget solutions include reductions in discretionary allocations to schools, reductions in force and or positions, reductions in non-labor spending such as contracted services, and the availability of additional State revenues under the State budget for fiscal year 2026-27 that were not reflected in the 2025-26 Second Interim Report. The District expects to have such solutions identified when the fiscal year 2026-27 budget is presented to the District Board in June 2026. The District makes no assurances that steps it may take to absorb the additional costs to the District of the Proposed Agreements will be sufficient to allow for future District budgets without deficit spending or that the District's existing or future reserves will be sufficient to offset those additional costs. The District is still in the process of assessing the financial impact of the Proposed Agreements and cannot make any assurances that sufficient reductions will be identified in order to achieve any particular budget outcome.

In the event that the District's financial condition were to change in future fiscal years, LACOE may require the District to implement an alternate fiscal stabilization plan to stabilize and improve the financial condition of the District. Additionally, the District Board may make future changes to the Fiscal Stabilization Plan.

Fiscal Year 2025-26 Budget. The budget for fiscal year 2025-26 (the "Fiscal Year 2025-26 Budget") was adopted by the District Board on June 24, 2025. The Fiscal Year 2025-26 Budget was developed with the assumptions contained in the Governor's May revision to the proposed fiscal year 2024-25 State Budget. The Fiscal Year 2025-26 Budget projects a General Fund beginning balance of approximately $4.27 billion, total budgeted revenues of $9.34 billion, total budgeted expenditures of $11.48 billion, budgeted other financing sources and uses of positive $18.82 million, and a budgeted ending balance of $2.15 billion. The Fiscal Year 2025-26 Budget projects that its budgeted General Fund ending balance of $2.15 billion is expected to consist of approximately $115.2 million for the mandatory reserve for economic uncertainties, $49.47 million of non-spendable revolving cash, stores, and prepaid expenditures, $78.64 million of restricted ending balances, $46.11 million of committed ending balances, $413.01 million of assigned ending balances, and $1.45 billion of undesignated and unassigned ending balances.

The Fiscal Year 2025-26 Budget includes certain assumptions and policies, including:

- COLA of 2.30% for the LCFF, Special Education and selected categorical programs outside of LCFF;
- net enrollment decline of 6,491 to 396,070 in fiscal year 2025-26 from 402,561 in fiscal year 2024-25 for non-charter and Affiliated Charter Schools and a Fiscally Independent Charter School enrollment decline of 1,126 to 107,437 in fiscal year 2025-26 from 108,563 in fiscal year 2024-25;
- LCFF-funded ADA of 338,657.80 for non-charter schools, which is based on the average of 3 prior years' ADA, and 35,068.29 for Affiliated Charter Schools, which is based on projected fiscal year 2025-26 P-2 ADA; the percentage of ADA to enrollment is 92%;
- State Special Education funding reflects increased base rate to $918 per ADA;
- estimated unduplicated pupil count and three-year rolling average unduplicated pupil percentage of 309,661 and 85.95%, respectively, for non-charter schools (including County Program students) and 18,715 and 50.46%, respectively, on average for Affiliated Charter Schools;
- LCFF allocation of $764.2 million from the Education Protection Account (the "Education Protection Account") established by Proposition 30 (defined herein) to be spent for instruction;
- LCFF supplemental and concentration expenditure of $1,504.4 million;
- lottery unrestricted rate per ADA is estimated at $191 per ADA and restricted rate per ADA is estimated at $82 per ADA;
- receipt of approximately $468.3 million from the ELOP in fiscal year 2025-26;
- receipt of approximately $71.9 million from Arts and Music in Schools and LCFF Equity Multiplier of $33.0 million;
- funding for employee health and medical benefits at the per participant rate set forth in the Health and Welfare Agreement (defined herein);

- contribution to the OPEB Trust Fund of $122.6 million from all funds of the District for fiscal year 2025-26; and additional OPEB contribution of $213.1 million is included to meet the annual required contribution[1];

- contribution rate for CalSTRS (defined herein) of 19.10%;

- decrease of 0.24% from the prior year of CalPERS (defined herein) employer contribution rate to 26.81% in fiscal year 2025-26 from 27.05% in fiscal year 2024-25;

- using $612.3 million of ELOP funds comprised of $143.9 million carried over from fiscal year 2024-25 and $468.3 million of new funds received for fiscal year 2025-26.

- using $243.2 million of Arts, Music and Instructional Materials Discretionary Block Grant carried over from 2024-25.

- California consumer price index of 3.42% on other operating expenditures, except utilities which are projected to remain the same from the prior fiscal year;

- ongoing and major maintenance resources totaling $336.3 million, reflecting approximately 3% of budgeted General Fund expenditures and other financing uses, excluding CalSTRS on behalf payments made by the State;

- contribution from all funds of $102.0 million to the Workers' Compensation Fund and inclusion of total Workers' Compensation actuarially determined funded liability of $399.1 million;

- inclusion of bond measure, debt service, COP proceeds funds, and other financing sources/uses;

- reserve for economic uncertainties totaling $115.2 million, reflecting the statutory 1% budgeted expenditure requirement and other financing uses;

- inclusion of beginning balances in the General Fund and other funds for fiscal year 2025-26, reflecting the updated estimated actual ending balance as of June 30, 2025;

- estimated ending balances for the General Fund and other funds for fiscal year 2025-26, which reflect the difference between estimated revenue and expenditure levels for fiscal year 2025-26;

- adherence to the 10% cap on reserves (combined assigned and unassigned balances);

- authority to transfer amounts, as necessary, to implement technical adjustments related to the Fiscal Year 2025-26 Budget;

- authority to implement new revenues for fiscal year 2025-26, if any, and increase budgeted appropriations accordingly;

- transfer from the Community Redevelopment Agency Fund of $30 million to repay the General Fund initially allocated for ongoing and major maintenance resources; and

[1] The additional OPEB contribution for Fiscal Year 2025-26 of $213.1 million has been reduced to $20 million as reflected in the District's Second Interim Report for 2025-26.

- transfer from the Special Reserve Fund-Other than Capital Outlay of $17.3 million to fund General Fund operating expenses.

LACOE's Response to Fiscal Year 2025-26 Budget. In its letter dated September 9, 2025, LACOE approved the Fiscal Year 2025-26 Budget. LACOE noted that, as adopted, the District's 2025-26 Budget reflected annual operating deficits of the Unrestricted General Fund's projected expenditures and other outgo. LACOE also indicated that the Unrestricted General Fund was projected to decrease from a beginning balance of $3,402.90 million in fiscal year 2025-26, to a negative ending balance of $913.59 million by fiscal year 2027-28, a decline of approximately $4,316.49 million, or 126.85% over three years. Additionally, LACOE noted that for fiscal year 2027-28, the General Fund ending fund balance reflects a negative balance of $913.59 million, with projected reserves not meeting the District's minimum reserve level required by the State Criteria and Standards. However, LACOE pointed out that as a result of the Fiscal Stabilization Plan, the District has restored a positive General Fund ending balance in 2027-28 and projects that reserves will meet the District's minimum required reserves in each year. However, the Unrestricted General Fund is still projected to decrease from a beginning balance of $3,402.90 million in fiscal year 2025-26, to an ending balance of $686.41 million by fiscal year 2027-28, a decline of approximately $2,716.49 million, or 79.83%, over three years. LACOE expressed concern about the District's projected trend of deficit spending and its impact on the District's fiscal stability, and requested that the District address its ongoing structural deficit by submitting an updated Fiscal Stabilization Report with its Fiscal Year 2025-26 First Interim Report. See "- District Interim Financial Reports" below for a description of the Fiscal Stabilization Plan in the District's 2025-26 interim reports. Additionally, LACOE foresees continued declines in enrollment and attendance as resulting in a loss of revenue for the District in future years and recommended that the District carefully monitor its enrollment and attendance trends and adjust financial projections for the current and subsequent fiscal years accordingly to reflect the resulting impact. See "DISTRICT GENERAL INFORMATION – Enrollment and Average Daily Attendance," for more information regarding the District's declining enrollment. The District has complied with LACOE's request

District General Fund Budgets and Audited Actuals. The following Table A-11a sets forth the District's Adopted Budgets for the District General Fund, inclusive of regular and specially funded programs, for fiscal years 2021-22 through 2025-26, and the audited results for fiscal years 2021-22 through 2024-25. The budgeted beginning balance for each fiscal year reflects the estimated ending balance for the prior fiscal year based upon information as of the budget adoption date. Accordingly, the budgeted ending balance for a fiscal year and the subsequent budgeted beginning balance may differ from the actual ending balance and actual beginning balance.

TABLE A-11a
LOS ANGELES UNIFIED SCHOOL DISTRICT
GENERAL FUND BUDGET FOR FISCAL YEARS 2021-22 THROUGH 2025-26
AUDITED ACTUALS FOR FISCAL YEARS 2021-22 THROUGH 2024-25[(1)(2)]
($ IN MILLIONS)

	Adopted Budget 2021-22	Audited Actuals 2021-22	Adopted Budget 2022-23	Audited Actuals 2022-23	Adopted Budget 2023-24	Audited Actuals 2023-24	Adopted Budget 2024-25[(3)]	Audited Actuals 2024-25	Adopted Budget 2025-26[(4)]
Beginning Balance	$ 2,714.4	$ 2,855.3	$ 3,567.6	$ 3,328.3	$ 5,179.3	$ 5,708.3	$ 6,356.9	$ 6,421.9	$ 4,273.2
Revenue									
State Apportionment	$ 4,357.5	$ 4,487.2	$ 4,573.8	$ 4,844.3	$ 5,080.1	$ 4,963.7	$ 4,725.7	$4,644.5	$4,652.4
Property Taxes	1,466.2	1,551.0	1,511.6	1,749.9	1,658.2	1,771.8	1,721.6	1,811.3	1,783.0
Total LCFF	$ 5,823.7	$ 6,038.2	$ 6,085.4	$ 6,594.2	$ 6,738.3	$ 6,735.5	$ 6,447.3	$ 6,455.8	$ 6,435.4
Federal	4,446.0	1,850.5	2,823.3	2,304.2	1,840.5	2,121.5	862.8	741.9	843.8
Other State	1,374.3	1,748.8	1,717.9	2,681.9	1,678.0	1,778.4	1,694.7	1,864.2	1,726.1
Other Local	132.5	35.5	168.1	196.2	274.2	582.3	402.5	615.2	331.6
Total Revenue	$ 11,776.5	$ 9,672.9	$ 10,794.7	$ 11,776.5	$ 10,531.0	$ 11,217.6	$ 9,407.3	$9,677.1	$ 9,336.9
Total Beginning Balance and Revenue	$ 14,490.9	$ 12,528.2	$ 14,362.3	$ 15,104.8	$ 15,710.3	$ 16,925.9	$ 15,764.3	$16,099.0	$ 13,610.1
Expenditures									
Certificated Salaries	$ 3,411.4	$ 3,379.8	$ 3,772.5	$ 3,474.9	$ 3,730.4	$ 3,877.7	$ 4,185.7	$ 4,088.5	$ 4,019.0
Classified Salaries	1,107.2	1,257.2	1,260.8	1,346.1	1,434.0	1,516.3	1,574.1	1,620.3	1,545.7
Employee Benefits	2,437.6	2,370.1	2,798.4	2,592.9	2,820.2	2,919.8	3,069.8	3,154.2	3,260.4
Books and Supplies	1,638.0	479.4	2,793.8	670.5	1,893.1	602.8	1,196.8	460.3	1,474.3
Other Operating Expenses	1,076.5	1,726.4	1,045.9	1,272.1	1,718.5	1,506.1	1,069.3	1,646.2	1,155.4
Capital Outlay	54.3	94.9	17.9	111.1	53.6	113.1	104.3	148.0	62.8
Debt Service	0.3	5.7	0.1	22.4	4.8	26.8	-	33.4	-
Other Outgo	7.7	5.5	5.3	6.9	5.8	7.1	6.9	7.4	7.7
Transfers of Indirect Cost	(31.6)	(24.9)	(30.4)	(24.0)	(20.0)	(20.1)	(43.4)	(39.3)	(49.0)
Total Expenditures	$ 9,701.5	$ 9,294.1	$11,664.3	$ 9,472.9	$11,640.2	$10,549.6	$11,163.5	$11,119.0	$11,476.3
Excess (Deficiency) of Revenue Over (Under) Expenditures	$ 2,075.0	$ 378.9	$ (869.6)	$2,303.6	$(1,109.2)	$ 668.0	$(1,756.2)	$ (1,441.9)	$ (2,139.4)
Total Other Financing Sources (Uses)	$ (25.1)	$ 94.2	$ 4.6	$ 76.3	$ 2.8	$ 45.6	$ (20.2)	$ 112.7	$ 18.8
Change in Fund Balance	$ 2,049.9	$ 473.0	$ (865.0)	$2,379.9	$(1,106.4)	$ 713.6	$(1,776.4)	$(1,329.3)	$ (2,120.6)
Ending Balance	$ 4,764.3	$ 3,328.3	$2,702.6	$5,708.2	$ 4,072.9	$ 6,421.9	$ 4,580.5	$5,092.7	$ 2,152.6

Source: Los Angeles Unified School District. (continued on next page).

TABLE A-11a (CONT.)
LOS ANGELES UNIFIED SCHOOL DISTRICT
General Fund Budget for Fiscal Years 2021-22 through 2025-26
Audited Actuals for Fiscal Years 2021-22 through 2024-25[(1)(2)(3)]
(Continued)
($ in millions)

Fund Balance									
Nonspendable	$ 37.7	$ 48.0	$ 46.6	$ 47.5	$ 43.0	$ 49.8	$ 48.0	$ 50.9	$ 49.5
Restricted	2,731.6	544.3	208.6	1,843.0	1,258.0	1,794.5	1,672.6	889.6	78.6
Committed	--	--	1,491.3	2,920.9	1,972.8	2,972.0	1,796.9	--	46.1
Assigned	592.1	1,596.0	351.6	510.9	451.9	491.5	726.1	1,373.6	413.0
Reserved for Economic Uncertainties	97.7	199.9	234.1	238.8	233.5	244.9	112.2	710.6	115.2
Undesignated/Unassigned	1,305.3	940.2	370.4	147.1	113.7	869.0	224.8	2,068.0	1,450.1

(1) Totals may not equal sum of component parts due to rounding.
(2) Includes the Regular Program and the Specially-Funded Programs.
(3) For information regarding labor agreements not reflected in Fiscal Year 2025-26 Budget, see "– Employees and Labor Relations – *Negotiations Regarding Labor Contracts*" below.
(4) Does not include $575.2 million in Fund 17- Special Reserve Fund - Non-Capital Outlay which was created in fiscal year 2024-25 and is comprised of unrestricted funds previously accounted for in the General Fund.

Sources: Los Angeles Unified School District's Adopted Budgets for fiscal years 2021-22 through 2025-26; Audited Annual Financial Report for fiscal years 2021-22 through 2024-25.

The following Table A-11b illustrates the District's multi-year General Fund projections for fiscal years 2025-26 through 2027-28 pursuant to the Second Interim Report which incorporates the Fiscal Stabilization Plan but does not incorporate the costs of the Proposed Agreements reached subsequent to adoption of the 2025-26 Second Interim Report, which costs are currently being determined but are estimated to be approximately $1.2 billion per year across all funds, a large percentage of which will be derived from the General Fund. See "– *Fiscal Stabilization Plans*" above. See also "– *Negotiations Regarding Labor Contracts*" below.

TABLE A-11b
LOS ANGELES UNIFIED SCHOOL DISTRICT
SECOND INTERIM REPORT
GENERAL FUND MULTI-YEAR PROJECTIONS
FISCAL YEARS 2025-26 THROUGH 2027-28
($ IN MILLIONS)[1]

	2025-26	2026-27	2027-28
Revenue and Other Financing Sources			
Total LCFF	$6,436.20	$6,454.80	$6,439.41
Federal	743.53	729.32	729.04
Other State	1,947.07	1,740.95	1,725.67
Other Local	461.94	278.41	248.03
Transfers In	58.06	132.76	527.63
Other Sources	340.91	.01	.01
Total Revenues with FSP Changes	9,987.70	9,336.25	9,669.79
Expenditures			
Certificated Salaries	4,031.11	3,903.35	3,715.62
Classified Salaries	1,612.49	1,469.09	1,423.78
Employee Benefits	3,212.70	3,352.40	3,303.07
Books and Supplies	556.40	910.70	707.10
Services and Other Operating Expenses	1,556.28	1,170.69	1,177.62
Capital Outlay	33.17	69.06	79.22
Other Outgo (excluding transfers of indirect costs)	9.67	7.57	7.57
Other Outgo – transfers of indirect costs	(49.17)	(50.27)	(38.68)
Transfers Out	334.22	69.12	92.86
Other Adjustments[2]	--	(61)	(170)
Total Expenditures with FSP Changes	11,296.87	10,840.69	10,298.17
Net Increase (Decrease) in Fund Balance	(1,309.17)	(1,504.44)	(628.38)
Net Beginning Fund Balance	4,514.85	3,205.69	1,701.25
Ending Fund Balance	3,205.69	1,701.25	1,072.87
Components of Ending Fund Balance			
Nonspendable	50.67	50.67	50.67
Restricted	435.95	47.63	2.53
Committed			
Stabilization Arrangements	--	--	--
Other Commitments	46.11	46.11	46.11
Assigned	903.71	621.56	860.65
Unassigned/Unappropriated			
Reserve for Economic Uncertainties	120.10	108.51	103.09
Unassigned/Unappropriated	1,649.14	826.76	9.82

(1) Totals may not add due to rounding.

(2) Other Adjustments include fiscal strategies that reflect the District's commitments to meet the needs of students across the District while mitigating the impacts of fewer students and rising costs. Reductions included are in the Students Equity Needs Index, unfunded positions, special education transportation, and the central office as well as school consolidation.

Source: Second Interim Report for Fiscal Year 2025-26.

Historical Review of District General Fund Actual Revenues and Expenditures. The following Table A-12 sets forth the District's total revenues, total expenditures and the difference reflected in the audited results for fiscal years 2004-05 through 2024-25.

TABLE A-12
LOS ANGELES UNIFIED SCHOOL DISTRICT
Historical Review of District General Fund Audited Revenues and Expenditures for Fiscal Years 2004-05 through 2024-25
($ in millions)

Fiscal Year	Total Revenues[1]	Total Expenditures[2]	Difference
2004-05	$ 6,461.93	$ 6,436.35	$ 25.58
2005-06	6,572.70	6,487.75	84.95
2006-07	6,994.08	6,733.36	260.72
2007-08	6,954.29	6,992.29	(38.00)
2008-09	6,764.50	6,671.80	92.70
2009-10	6,302.12	6,389.17	(87.05)
2010-11	6,428.93	6,193.37	235.56
2011-12	5,919.59	5,998.31	(78.72)
2012-13	5,722.96	5,955.05	(232.09)
2013-14	5,896.35	5,788.82	107.53
2014-15	6,452.84	6,333.28	119.56
2015-16	7,213.53	6,723.15	490.38
2016-17	7,292.27	6,837.31	454.96
2017-18	7,308.08	7,062.45	245.63
2018-19	7,788.71	7,582.63	206.08
2019-20	7,613.72	7,781.09	(167.37)
2020-21[3]	9,010.00	8,204.19	805.82
2021-22[3]	9,781.49	9,308.46	473.03
2022-23[3]	11,868.39	9,488.47	2,379.92
2023-24[3]	11,288.37	10,574.69	713.68
2024-25[3]	10,432.56	11,761.82	(1,329.26)

[1] Includes Other Financing Sources.
[2] Includes Other Financing Uses.
[3] Increases due to revenues and expenditures related to COVID-19.
Sources: Audited Annual Financial Report for fiscal years 2004-05 through 2024-25.

District Interim Financial Reports. A State law adopted in 1991 (known as "A.B. 1200") imposed financial reporting requirements on school districts and established guidelines for emergency State aid apportionments. Under the provisions of A.B. 1200 and the Education Code (Section 42100 *et. seq*.), each school district is required to file two interim certifications with the county superintendent of schools (on December 15, for the period ended October 31, and by mid-March for the period ended January 31) as to its ability to meet its financial obligations for the remainder of the then-current fiscal year and, based on current forecasts, for the subsequent fiscal year. The county superintendent of schools reviews the certification and issues either a positive, negative or qualified certification. In the past five fiscal years, the District has received a qualified certification for its first interim report for fiscal year 2021-22.

A positive certification is assigned to any school district that, based on then current projections, will meet its financial obligations for the current fiscal year and the subsequent two fiscal years. A negative certification is assigned to any school district that, based on then current projections, will be unable to meet its financial obligations for the remainder of the fiscal year or the subsequent fiscal year. A qualified certification is assigned to any school district that, based on then current projections, may not meet its financial obligations for the current fiscal year or the two subsequent fiscal years. A certification may be revised to a negative or qualified certification by the county superintendent of schools, as appropriate. A

school district that receives a qualified or negative certification for its second interim report must provide to the county superintendent of schools, the State Controller and the Superintendent no later than June 1, financial statement projections of the school district's fund and cash balances through June 30 for the period ending April 30. Any school district that receives a qualified or negative certification in any fiscal year may not issue, in that fiscal year or in the next succeeding fiscal year, certificates of participation, tax and revenue anticipation notes, revenue bonds or any other debt instruments that do not require the approval of the voters of the school district, unless the county superintendent of schools determines that the school district's repayment of indebtedness is probable.

For school districts under fiscal distress, the county superintendent of schools is authorized to take a number of actions to ensure that the school district meets its financial obligations, including budget revisions. The county superintendent of schools, however, is not authorized to approve any diversion of revenue from *ad valorem* property taxes levied to pay debt service on district general obligation bonds. A school district that becomes insolvent may, upon the approval of a fiscal plan by the county superintendent of schools, request an emergency appropriation from the State, in which case the county superintendent of schools, the Superintendent of Public Instruction and the president of the State board or the president's designee will appoint a trustee to serve the school district until it has adequate fiscal systems and controls in place. The acceptance by a school district of an emergency apportionment exceeding 200% of the reserve recommended for that school district constitutes an agreement that the county superintendent of schools will assume control of the school district in order to ensure the school district's return to fiscal solvency.

In the event the State elects to provide an emergency apportionment to a school district, such apportionment will constitute an advance payment of apportionments owed to the school district from the State School Fund and the Education Protection Account. The emergency apportionment may be accomplished in two ways. First, a school district may participate in a two-part financing in which the school district receives an interim loan from the State general fund, with the agreement that the school district will subsequently enter into a lease financing with the California Infrastructure and Economic Development Bank for purposes of financing the emergency apportionment, including repaying such amounts advanced to the State general fund. State law provides that so long as bonds from such lease financing are outstanding, the recipient school district (via its administrator) cannot file for bankruptcy. As an alternative, a school district may receive an emergency apportionment from the State general fund that must be repaid in 20 years. Each year, the Superintendent of Public Instruction will withhold from the apportionments to be made to the school district from the State School Fund and the Education Protection Account an amount equal to the emergency apportionment repayment that becomes due that year. The determination as to whether the emergency apportionment will take the form of a lease financing or an emergency apportionment from the State general fund will be based upon the availability of funds within the State general fund.

Second Interim Financial Report for Fiscal Year 2025-26. The District submitted its 2025-26 Second Interim Report to LACOE with a positive certification. Based on the 2025-26 Second Interim Report, the District expected to meet its financial commitments and satisfy the 5% Minimum Reserve Threshold and the 1% statutory reserve requirement for fiscal years 2025-26, 2026-27 and 2027-28. The 2025-26 Second Interim Report provided that the District continued to be challenged with deficit spending wherein expenditures are greater than projected revenues.

The 2025-26 Second Interim Report projected a General Fund ending balance of approximately $3.21 billion for fiscal year 2025-26, consisting of a projected unrestricted General Fund ending balance of approximately $2.77 billion and a projected restricted General Fund ending balance of $436.020 million for fiscal year 2025-26. The projected fiscal year 2025-26 unrestricted General Fund ending balance consisted of non-spendable, other commitments, assigned, unassigned reserve for economic uncertainties and unassigned/unappropriated components in the amounts of approximately $50.60 million, $46.11 million, $903.71 million, $120.10 million and $1.65 billion, respectively.

The District revises its projections of revenues, expenditures, and ending fund balances contained in the Fiscal Year 2025-26 Budget as more financial data becomes available throughout the fiscal year. The Fiscal Year 2025-26 Budget reflected the District's budget for fiscal year 2025-26 and also reflected multi-year projections through fiscal year 2027-28. The projections for fiscal year 2027-28 contained in the Fiscal Year 2025-26 Budget reflected a negative General Fund balance. In order to address this issue, the District adopted a Fiscal Stabilization Plan on June 17, 2025. See "District Budget – *Fiscal Stabilization Plans*." The District revised the Fiscal Stabilization Plan in its fiscal year 2025-26 First Interim Report which reflected a projected General Fund balance in fiscal year 2027-28 of $1.35 billion as well as in its 2025-26 Second Interim Report which reflected a General Fund balance in fiscal year 2027-28 of $1.07 billion.

The 2025-26 Second Interim Report, approved by the District Board on March 10, 2026, did not include the Proposed Agreements reached with bargaining units in April 2026. See "INTRODUCTION – Recent Significant Events" in the forepart to this Official Statement" and " - *Fiscal Stabilization Plans*" above. See also " - *Negotiations Regarding Labor Contracts*" below. The District intends to incorporate the effects of the Proposed Agreements into its fiscal year 2026-27 budget pursuant to a new fiscal stabilization plan which is intended to identify approximately $3.8 billion in budget solutions through fiscal year 2028-29.

The achievement of certain results or other expectations contained in the Fiscal Year 2025-26 Budget involves known and unknown risks, uncertainties and other factors that may cause actual results, performance or achievements described therein to be materially different from any future results, performance or achievements expressed or implied by such forward-looking statements, and could not have taken into account the effects of the Proposed Agreements. All projections, forecasts, assumptions, expressions of opinions, estimates, and other forward-looking statements contained in the 2025-26 Second Interim Report were expressly qualified in their entirety by the foregoing and the other cautionary statements.

The following Table A-13 sets forth budgeted revenues and expenditures as reported in the Fiscal Year 2025-26 Budget as compared to the 2025-26 Second Interim Report.

TABLE A-13
LOS ANGELES UNIFIED SCHOOL DISTRICT
District General Fund Summary of Budgeted Fund Balances, Revenues and Expenditures
Fiscal Year 2025-26
($ in millions)[1]

	Fiscal Year 2025-26 Adopted Budget	Fiscal Year 2025-26 Second Interim Report[2][3]
Beginning Balance	$ 4,273.17	$4,514.85
Revenues	9,336.87	9,588.73
Expenditures	11,476.28	10,962.64
Excess (Deficiency) of Revenues Over Expenditures Before Other Financing Sources and Uses	(2,139.41)	(1,373.91)
Other Financings Sources/Uses	18.82	64.74
Ending Balance	$ 2,152.58	$3,205.69

(1) Totals may not add due to rounding.
(2) Does not include audit adjustments.
(3) Does not include the Proposed Agreements reached with bargaining units subsequent to adoption of the 2025-26 Second Interim Report. See "INTRODUCTION – Recent Significant Events" in the forepart of this Official Statement" and "– *Negotiations Regarding Labor Contracts*" below.
Sources: Los Angeles Unified School District Fiscal Year 2025-26 Final Adopted Budget; 2025-26 Second Interim Report.

LACOE's Review of 2025-26 Second Interim Report. In its April 15, 2026 letter to the District, LACOE concurred with the District's positive certification of its 2025-26 Second Interim Report. LACOE noted, however, that the 2025-26 Second Interim Report continued to reflect deficit spending projecting a decrease in Unrestricted General Fund Balance from $3,625 million in fiscal year 2025-26 to an ending fund balance of $1,070 million in fiscal year 2027-28, a decline of $2,555 million or 70.49% over three years. LACOE warned that should that level of deficit spending continue, the County Superintendent of Schools may exercise statutory authority under Education Code Section 42127.6, including the assignment of a fiscal advisor with the authority to stay or rescind actions of the District Board determined to be inconsistent with fiscal solvency. LACOE acknowledged that the District submitted an updated District Board-approved Fiscal Stabilization Plan; however, the Fiscal Stabilization Plan continues to include nonspecific and unallocated expenditures. LACOE noted that these unallocated reductions adversely impact the General Fund resulting in negative 1.13% reserves for fiscal year 2027-28, which is below the State Criteria and Standards minimum reserve requirement of 1%. In order to address such structural deficit, LACOE required that the District submit an updated Board-approved fiscal stabilization plan that replaces unallocated reductions with identified budget reductions no later than the fiscal year 2026-27 adopted budget.

LACOE also noted that the 2025-26 Second Interim Report reflects significant and ongoing declining enrollment that is projected to substantially reduce the District's funded ADA and LCFF revenue and these declines exceed County averages. LACOE recommended that the District immediately assess staffing, school capacity, and long-term facilities needs in alignment with updated enrollment projections, and adjust multiyear financial assumptions accordingly.

LACOE also observed that the fiscal impact of labor contract negotiations for fiscal year 2025-26 were not incorporated into projected salary and benefit expenditures. LACOE expressed concern that potential collective bargaining settlements might result in additional ongoing expenditures that would further strain the unrestricted General Fund balance and accelerate the erosion of the District's Reserve for Economic Uncertainties. LACOE observed that since these potential costs were not incorporated into the District's projections, any settlement that is not fully offset by ongoing reductions and/or revenue enhancements may worsen the District's structural deficit and weaken its ability to maintain fiscal stability. See "INTRODUCTION – Recent Significant Events" in the forepart of this Official Statement" and "– *Fiscal Stabilization Plans*" above for more information on the Proposed Agreements and their impact on the District's General Fund balance.

Employees and Labor Relations

General. The District has twelve bargaining units with existing contracts. The largest bargaining unit among the District's employees is United Teachers Los Angeles ("UTLA"), which is comprised of among other employees, teachers, counselors, advisers, nurses, psychologists, and social workers. In addition, certain employees are not represented by a formal bargaining unit (the "District Represented Employees"). The following Table A-14 sets forth the number of members of each bargaining unit as of March 16, 2026, and the expiration dates of the existing or successor labor agreements with each of the District's employee bargaining units.

TABLE A-14
LOS ANGELES UNIFIED SCHOOL DISTRICT
Employee Bargaining Units and Contract Expiration Dates
As of April 14, 2026[(1)(2)]

Employee Bargaining Unit	Members*	Contract Expiration Date (June 30)
AALA/Teamsters 2010 (Certificated Administrators – Unit M)	2,568	2025[(2)(3)]
Unit A (Los Angeles School Police Association)	279	2028
Unit B (SEIU Local 99 Instructional Aides)	14,312	2024[(2)(4)]
Unit C (SEIU Local 99 Operations – Support Services)	7,502	2024[(2)(4)]
Unit D (CSEA Chapter 500 Office – Technical and Business Services)	4,606	2026
Unit E (LA/OC Building and Construction Trades Skilled Crafts)	1,565	2025[(2)(5)]
Unit F (SEIU Local 99 Teacher Assistants)	1,339	2024[(2)(4)]
Unit G (SEIU Local 99 Playground Aides)	8,063	2024[(2)(4)]
Unit H (Los Angeles School Police Management Association)	54	2028
AALA/Teamsters 2010 (Classified Management – Unit J)	513	2025[(2)]
Unit S (Teamsters 572 - Classified Supervisors)	3,386	2027
United Teachers Los Angeles	34,277	2025[(2)(6)]
District Represented Employees[(1)]	1,547	N/A

(1) District-represented employees include employees that are not represented by a union due to their designation as management, confidential or unrepresented employees. Does not include unrepresented seasonal employees or employees in positions not yet assigned to a union.
(2) Each bargaining unit with an expired contract is operating under the terms of the expired contract until a new contract is negotiated and agreed upon.
(3) An agreement for fiscal years 2025-26 through 2027-28 has been reached, subject to ratification by union membership, as well as District Board approval. See below for additional information.
(4) SEIU Local 99 (Units B, C, F and G) and the District have reached an agreement in principle and are working toward a tentative agreement for fiscal years 2024-25 through 2026-27, subject to ratification by union membership, as well as District Board approval. See below for additional information.
(5) An agreement for fiscal years 2025-26 through 2026-27 was reached, however union membership did not ratify the agreement and the parties are expected to resume bargaining imminently. See below for additional information.
(6) An agreement for fiscal years 2025-26 through 2026-27 has been reached, subject to ratification by union membership, as well as District Board approval. See below for additional information.
* Includes vacancies.
Source: Los Angeles Unified School District Office of Labor Relations.

Negotiations Regarding Labor Contracts. The United Teachers Los Angeles ("UTLA") and the District, on April 12, 2026, reached a tentative two-year agreement for fiscal years 2025-26 and 2026-27 that increases UTLA members' salary scales by 11.65%, increases the beginning teacher salary to $77,000 per year and funds additional mental health positions. Any financial impacts of a final contract will be incorporated into future budget projections once an agreement has been ratified by UTLA membership and approved by the District Board.

SEIU Local 99 (Units B, C, F and G), on April 14, 2026, reached an agreement in principle for fiscal years 2023-24 through 2026-27 with the District which includes a 3% wage increase effective July 1, 2024; a 4% wage increase effective January 1, 2025; a 2.5% wage increase effective July 1, 2025; a 2.5% wage increase effective January 1, 2026; a 6% wage increase effective July 1, 2026; a 6% wage increase effective January 1, 2027; as well as additional hours, training, improved access to health benefits eligibility, and improvements in uniforms, safety shoes, and tool allowances for select classifications. The District and SEIU will continue to work together to finalize the details of a tentative agreement. Any financial impacts of a contract will be incorporated into future budget projections once an agreement has been ratified by the union membership and approved by the District Board.

AALA/Teamsters 2010 (Certificated Administrators - Unit M and Classified Management – Unit J) and the District, on April 12, 2026 reached a tentative agreement for fiscal year 2025-26 through fiscal year 2026-27 that increases members' salary by 11.65% for two years with a reopener for year three. Any financial impacts of a final contract will be incorporated into future budget projections once a successor

agreement has been ratified by AALA/Teamsters 2010 (Certificated Administrators - Unit M and Classified Management - Unit J) membership and approved by the District Board.

Unit D (CSEA Chapter 500 Office – Technical and Business Services) and the District have reached a Reopener Agreement for fiscal years 2024-25 and 2025-26 (the "CSEA Agreement"). Under the CSEA Reopener Agreement (a) effective July 1, 2024, all CSEA bargaining unit members received a retroactive 3% on-schedule wage increase applied to all pay scale groups and levels of the base salary tables in effect June 30, 2024; (b) effective January 1, 2025, all CSEA bargaining unit members received a retroactive 3% on-going wage increase applied to all pay school groups and levels of the base salary table in effect December 31, 2024; (c) effective July 1, 2025, all CSEA bargaining unit members received a retroactive 2% on-schedule wage increase applied to all pay scale groups and levels of the base salary tables in effect June 30, 2025; and (d) effective January 1, 2026, all CSEA bargaining unit members received a retroactive 2% on-going wage increase applied to all pay school groups and levels of the base salary table in effect December 31, 2025. Effective July 1, 2025, (a) longevity rates for 10-30 years of qualifying District service were doubled; (b) the bilingual differential rate increased to $1.00 if required to speak, read and write in a language other than English and $.50 if only required to converse in a language other than English; and (c) in the interest of recognizing those employees with excellent attendance, the District agreed to provide a financial incentive ranging from $100 - $500 annually. As of January 1, 2026, CSEA may begin their successor negotiations for a collective bargaining agreement for fiscal year 2026-27 through fiscal year 2028-29.

As a result of the CSEA Agreement, the District anticipated an increase in fiscal year 2025-26 expenditures of approximately $62.15 million (all funds), of which approximately $48.93 million related to the District's general fund. Of such amounts, approximately $18.71 million (all funds) of such expenditures ($15.26 million related to the District's general fund) reflected expenditures attributable to fiscal year 2024-25 and are to be paid in fiscal year 2025-26. The financial impacts of the CSEA Agreement have been incorporated as expenditures in the Fiscal Year 2025-26 Budget.

Unit S (Teamsters 572 – Classified Supervisors) and the District reached a three-year agreement for fiscal years 2024-25 through 2026-27 (the "Teamsters 572 Agreement"). Under the Teamsters 572 Agreement (a) effective July 1, 2024, all Teamsters 572 bargaining unit members received a retroactive 3% on-schedule wage increase applied to all pay scale groups and levels of the base salary tables in effect on June 30, 2024; (b) effective January 1, 2025, all Teamsters 572 bargaining unit members received a retroactive 3% on-schedule wage increase applied to all pay scale groups and levels of the base salary tables in effect on December 31, 2024; (c) effective July 1, 2025, all Teamsters 572 bargaining unit members received a retroactive 2% on-schedule wage increase applied to all pay scale groups and levels of the base salary tables in effect on June 30, 2025; (d) effective January 1, 2026, all Teamsters 572 bargaining unit members will receive a retroactive 2% on-schedule wage increase applied to all pay scale groups and levels of the base salary tables in effect on December 31, 2025; (e) effective July 1, 2026, all Teamsters 572 bargaining unit members will receive a 1.5% on-schedule wage increase applied to all pay scale groups and levels of the base salary tables in effect on June 30, 2026; and (f) effective January 1, 2027, all Teamsters 572 bargaining unit members will receive a 1.5% on-schedule wage increase applied to all pay scale groups and levels of the base salary tables in effect on December 31, 2026. Effective July 1, 2024, the tuition reimbursement increased to $1400. Effective July 1, 2025, (a) longevity rates for 10-30 years of qualifying District service doubled; (b) the bilingual differential rate increased to $1.00 if required to speak, read and write in a language other than English and $.50 if only required to converse in a language other than English; and (c) in the interest of recognizing those employees with excellent attendance, the District agreed to provide a financial incentive ranging from $100 - $500 annually. Effective July 1, 2026 the daily flat rate for hauling in excess of 75 pounds in a single trip shall be $10 per day and in excess of 200 pounds in a single trip shall be $15 per day.

Under the Teamsters 572 Agreement, bargaining unit members may re-open the Teamsters 572 Agreement as to salaries in light of the recent agreement with SEIU Local 99 (Units B, C, F and G) to

renegotiate and request that their salaries be matched to SEIU Local 99 (Units B, C, F and G). The District has received a request to meet and confer from the Teamsters, but no proposals have been received or agreements reached. Any financial impacts of re-opening negotiations will be incorporated into future budget projections once an agreement has been ratified by the union membership and approved by the District Board.

As a result of the Teamsters 572 Agreement, the District anticipated an increase in fiscal year 2025-26 expenditures of approximately $53.57 million (all funds), of which approximately $37.63 million relates to the District's general fund. Of such amounts, approximately $16.75 million (all funds) of such expenditures ($11.92 million related to the District's general fund) reflect expenditures attributable to fiscal year 2024-25 and are to be paid in fiscal year 2025-26. The financial impact of the Teamsters 572 Agreement has been incorporated as expenditures in the Fiscal Year 2025-26 Budget.

Unit A (Los Angeles School Police Association) and the District reached a three-year agreement for fiscal years 2025-26 through 2027-28 (the "LASPA Agreement"). Under the LASPA Agreement, (a) effective July 1, 2025, all LASPA bargaining unit members received a retroactive 2% on schedule wage increase applied to all pay scale groups and levels of the base salary tables in effect on June 30, 2025; (b) effective January 1, 2026, all LASPA bargaining unit members received a retroactive 2% on schedule wage increase applied to all pay scale groups and levels of the base salary tables in effect on December 31, 2025; (c) effective July 1, 2026, all LASPA bargaining unit members will receive a 1.5% on schedule wage increase applied to all pay scale groups and levels of the base salary tables effective June 30, 2026; and (d) effective January 1, 2027, all LASPA bargaining unit members will receive a 1.5% on schedule wage increase applied to all pay scale groups and levels of the base salary tables in effect on December 31, 2026. On or after January 1, 2027, LASPA may reopen Article XIII – Wages and Salaries solely on compensation. Effective July 1, 2025, (a) the bilingual differential rate increased to $1.00 if required to speak, read and write in a language other than English and $.50 if only required to converse in a language other than English; (b) in the interest of recognizing those employees with excellent attendance, the District agreed to provide a financial incentive ranging from $100 - $500 annually; (c) the uniform allowance increased to $1,050 in each fiscal year for the cost of dry cleaning and repairs; (d) the tuition reimbursement increased to $1,400; and (e) employees who work a majority of their assignment during evening shift receive a 5.5% differential and employees who work an overnight shift receive a 11% differential.

As a result of the LASPA Agreement, the District anticipated an increase in fiscal year 2025-26 expenditures of approximately $1.59 million (all funds), of which approximately $1.44 million relate to the District's general fund and are to be paid in fiscal year 2025-26. The financial impacts of the LASPA Agreement have been incorporated as expenditures in the Fiscal Year 2025-26 Budget.

Unit H (Los Angeles School Police Management Association) and the District reached a three-year agreement for fiscal years 2025-26 through 2027-28 (the "LASPMA Agreement"). Under the LASPMA Agreement, (a) effective July 1, 2025, all LASPMA bargaining unit members received a retroactive 2% on schedule wage increase applied to all pay scale groups and levels of the base salary tables in effect on June 30, 2025, (b) effective January 1, 2026, all LASPMA bargaining unit members received a retroactive 2% on schedule wage increase applied to all pay scale groups and levels of the base salary tables in effect on December 31, 2025, (c) effective July 1, 2026, all LASPMA bargaining unit members will receive a 1.5% on schedule wage increase applied to all pay scale groups and levels of the base salary tables effective June 30, 2026 and, (d) effective January 1, 2027, all LASPMA bargaining unit members will receive a 1.5% on schedule wage increase applied to all pay scale groups and levels of the base salary tables in effect on December 31, 2026. On or after January 1, 2027, LASPMA may reopen Article XIV – Wages and Salaries solely on compensation. Effective July 1, 2025, (a) the bilingual differential rate increased to $1.00 if required to speak, read and write in a language other than English and $.50 if only required to converse in a language other than English, (b) in the interest of recognizing those employees with excellent attendance, the District agreed to provide a financial incentive ranging from $100 - $500 annually, (c) the uniform allowance increased to $1,050 in each fiscal year for the cost of dry cleaning and repairs, (d) the tuition

reimbursement increased to $1,400, (e) employees who work a majority of their assignment during evening shift receive a 5.5% differential and employees who work an overnight shift receive a 11% differential.

Under the LASPMA Agreement, the District anticipated an increase in fiscal year 2025-26 expenditures of approximately $.45 million (all funds), of which approximately $.42 million relate to the District's general fund and are to be paid in fiscal year 2025-26. The financial impacts of the LASPMA Agreement have been incorporated as expenditures in the Fiscal Year 2025-26 Budget.

Under the LASPA Agreement and the LASPMA Agreement, members of those bargaining units may re-open their respective contracts as to salaries as a result of the recent tentative agreement with AALA/Teamsters 2010 (Certificated Administrators) to renegotiate and request that their salaries be matched to AALA/Teamsters 2010 (Certificated Administrators). No such request has been made, however, as of the date of this Official Statement.

Unit E (LA/OC Building & Construction Trades Skilled Crafts) and the District recently reached an agreement for fiscal years 2025-26 through 2027-28, however, Unit E (LA/OC Building & Construction Trades Skilled Crafts) has informed the District that its membership did not ratify the new agreement and instead, intends to re-open collective bargaining. Any financial impacts of a successor contract will be incorporated into future budget projections once the collective bargaining cycle has concluded and the successor agreement is ratified by union membership and approved by the District Board.

Employees that are classified as "District-represented" are not in a formal bargaining unit. In alignment with District Board-approved labor agreements discussed above, District-represented employees received comparable compensation adjustments. District-represented employees with salaries within the range of union-represented classifications, received a 21% wage increase, beginning with 3% effective July 1, 2022; 4% on January 1, 2023; 3% on July 1, 2023; 4% on January 1, 2024; 3% on July 1, 2024; and 4% on January 1, 2025. District-represented employees with salaries outside of the range of union-represented classifications received a 15% wage increase, beginning with 3% effective July 1, 2022; 4% on January 1, 2023; 2% on July 1, 2023; 2% on January 1, 2024; 2% on July 1, 2024; and 2% on January 1, 2025. The financial impacts of the District-represented agreement were incorporated as expenditures into the Fiscal Year 2024-25 Budget.

The District entered a memorandum of understanding with UTLA, CSEA, Teamsters 572 (Unit S – Classified Supervisors) and AALA/Teamsters 2010 (Unit J – Classified Managers) to establish a three-year instructional calendar (fiscal years 2025 - 2028). The memorandum of understanding maintains a three-week (15 days) winter break, and provides for instruction, enrichment, nutrition and child supervision through a voluntary five-day winter recess academy in each such fiscal year.

Health and Welfare Agreement. The District and all bargaining units commenced negotiations on June 23, 2025, for a successor Health and Welfare Agreement regarding health and welfare benefits for active employees and retirees. On December 3, 2025, the District reached a two-year agreement (the "Health and Welfare Agreement") with all of its bargaining units for calendar years 2026 and 2027 to continue providing health and welfare benefits for active employees and retirees at no additional cost to participants.

Under the Health and Welfare Agreement, the District will make fixed-amount contributions to fund the anticipated per-category, per-participant costs of current health and welfare benefits, including administrative costs, for the 2026 and 2027 calendar years. This represents a return to the historic agreement format, under which the District's obligation is to pay a fixed dollar amount for each participant category, as opposed to the immediately preceding 2024–2025 agreement, during which the District covered all actual per-participant costs of benefits.

The Health and Welfare Agreement also provides that any unspent health care reserve funds accumulated pursuant to predecessor agreements (if any) will be maintained for the term of the current agreement and may be used to pay unforeseen expenses or cost overages arising during the current or future benefits agreements. Under this Agreement, 100% of unspent reserve funds above $125 million as of December 31 of the 2026 and 2027 benefit years (if any), and 50% of any unspent reserve funds below $125 million at the end of the two-year Health Benefits Agreement (if any), shall be returned to the District's general fund. The remaining 50% of any unspent reserve funds below $125 million at the end of the two-year Health Benefits Agreement (if any) may be used to pay unforeseen expenses or cost overages arising during the current or future benefits agreements.

Additionally, the District is not obligated to replenish or augment, with additional contributions, any reserves accumulated via the savings of unspent funds through the term of the Health and Welfare Agreement. The financial impacts of the Health and Welfare Agreement are anticipated to be incorporated as expenditures during Fiscal Years 2025–26, 2026–27, and 2027–28. According to the approved AB 1200 filing, the Health and Welfare Agreement provides for increased Health and Welfare costs of $68.50 million for fiscal year 2025–26, increased costs of $16.91 million in fiscal year 2026–27, and savings in Health and Welfare costs of $33.36 million in fiscal year 2027–28, compared to what was initially projected as part of the fiscal year 2025–26 adopted budget.

Future District health and welfare contributions beyond the 2027 benefit year are subject to negotiations for a successor agreement. Such negotiations may be initiated by either party between January 2026 and August 2027.

Reduction in Force and Release Notices. In general, pursuant to Sections 44949 and 44951 of the Education Code, the District must give written notice to a certificated employee no later than March 15 if such certificated employee is to be released or reassigned for the ensuing school year. Similarly, pursuant to Section 45117 of the Education Code, the District must give written notice to a classified employee no later than March 15 if such classified employee is to be laid off for the ensuing school year. Further, pursuant to Sections 44955.5 and 45117(d) of the Education Code (as applicable), the District Board has the authority to terminate the services of certificated and classified employees between the period commencing five days after the enactment of the annual State Budget Act and August 15 of the fiscal year to which the State Budget Act applies if the District's LCFF apportionment per unit of ADA has not increased by at least 2% for such fiscal year. To provide flexibility in the event budget reductions are necessary in a given fiscal year, the District Board may approve the use of reduction in force and release notices for a portion of its certificated and classified employees.

On February 17, 2026, release notices were sent to 2,616 administrators comprising all non-permanent and permanent certificated administrators, supervisory employees, confidential employees and all non-school based administrators, informing them that they may be released and/or reassigned due to reasons including, but not limited to, funding, restructuring, loss of confidence or for cause, in accordance with Education Code Section 44951. Also, on February 17, 2026, the District Board authorized a classified reduction in force for fiscal year 2026-27 which includes the closure of 657 positions and a reduction in the work calendar for 74 positions. As a result of the Board's authorized classified reduction in force, the Personnel Commission sent out a total of 719 release notices to impacted classified employees. No assurances can be given as to how many administrative or classified employees will actually be released, moved into a lower classification or employed on a reduced basis. To date, however, no employees have been released pursuant to these notices.

Under the Agreement in Principle reached with SEIU on April 14, 2026, approximately 220 reduction in force notices provided to certain information technology employees which are included in the description above are required to be rescinded. The District estimates that the cost of such positions is approximately $29 million. See "- *Negotiations Regarding Labor Contracts*" above.

Any reinstatement of previously released District employees, any restrictions on future releases of employees not required for basic District functions, or any combination of those elements will have a negative impact on the District's ability to achieve the goals stated in its Fiscal Stabilization Plan, in light of the challenges posed by declining enrollment at the District.

Retirement Systems

General. The District currently participates in CalSTRS, CalPERS and PARS (defined herein). The amounts of the District's contributions to CalSTRS, CalPERS and PARS are subject to, among other things, modifications to or approvals of collective bargaining agreements and any changes in actuarial assumptions used by CalSTRS, CalPERS and PARS.

The information set forth below regarding CalSTRS and CalPERS and their respective actuarial valuations and comprehensive annual financial reports has been obtained from publicly available sources and has not been independently verified by the District and is not guaranteed as to the accuracy or completeness thereof by or to be construed as a representation by the District. Furthermore, the summary data below should not be read as current or definitive, as recent gains or losses on investments made by the retirement systems generally may have changed the unfunded actuarial accrued liabilities stated below.

The following Table A-15 sets forth the District's aggregate contributions to CalSTRS, CalPERS and PARS, inclusive of employee contributions to CalPERS paid by the District, for fiscal years 2021-22 through 2024-25, and budgeted amounts for fiscal year 2025-26, as of the Fiscal Year 2025-26 Budget, and these contributions as a percentage of the District's Total Governmental Funds expenditures for fiscal years 2021-22 through 2025-26. See tables below entitled "Annual Regular CalSTRS Contributions," "Annual CalPERS Regular Contributions" and "Annual PARS Contribution." See also the District's financial statements contained in APPENDIX B – "AUDITED ANNUAL FINANCIAL REPORT OF THE DISTRICT FOR FISCAL YEAR ENDED JUNE 30, 2025."

TABLE A-15
LOS ANGELES UNIFIED SCHOOL DISTRICT
Aggregate Employer Contributions to CalSTRS, CalPERS and PARS
Fiscal Years 2021-22 through 2025-26
($ in millions)

Fiscal Year	District Contributions[1]	District Contribution as Percentage of Total Governmental Funds Expenditures
2021-22	$ 869.23	6.92%
2022-23	1,040.33	8.08
2023-24	1,201.07	6.87
2024-25	1,287.79	7.88
2025-26[2]	1,283.25	7.63

(1) Reflects data for all District Funds, including the District's General Fund. Excludes on-behalf payments from the State to CalSTRS and CalPERS.

(2) Budgeted in Fiscal Year 2025-26 Budget, only General Fund numbers are provided in the 2025-26 Second Interim Report. Amounts do not reflect labor agreements not reflected in Fiscal Year 2025-26 Budget. For a discussion of pending labor agreements not reflected in the Fiscal Year 2025-26 Budget, see "– Employees and Labor Relations – *Negotiations Regarding Labor Contracts*" above.

Sources: Audited Annual Financial Report for fiscal years 2021-22 through 2024-25; Fiscal Year 2025-26 Budget; and the District for the percentage of Total Governmental Funds Expenditures.

California State Teachers' Retirement System. CalSTRS is a defined benefit plan that covers all full-time certificated District employees and some classified District employees, which are District employees employed in a position that does not require a teaching credential from the State. Benefit provisions are established by State legislation in accordance with the State Teachers' Retirement Law. CalSTRS is operated on a Statewide basis and, based on publicly available information, has substantial

unfunded liabilities. Additional funding of CalSTRS by the State and the inclusion of adjustments to such State contributions based on consumer price changes were provided for in 1979 Statutes, Chapter 282. Copies of CalSTRS' comprehensive annual financial reports may be obtained from CalSTRS, P.O. Box 15275, Sacramento, California 95851-0275. The information presented in these reports is not incorporated by reference in this Official Statement.

Member benefits are determined pursuant to the Education Code and are generally based on a member's age, final compensation and years of credited service. Members are 100% vested in retirement benefits after five years of credited service and are eligible for "normal" retirement at age 60 and for early retirement at age 55 or at age 50 with 30 years of credited service. The normal retirement benefit is 2% of final compensation (as defined in the Education Code) for each year of credited service (up to 2.4% of final compensation for members retiring after age 60), and members who retire on or after January 1, 2011 with 30 or more years of service by December 31, 2010 receive monthly bonus payments of up to $400 per month. Members hired on or after January 1, 2013 who retire at age 62 are eligible for a benefit equal to 2% of final compensation for each year of credited service (up to 2.4% of final compensation for members retiring after age 62). Benefits include a 2% cost of living increase (computed on a simple, non-compounded, basis based on the initial allowance) on each September 1 following the first anniversary of the effective date of the benefit. See "– *California Public Employees' Pension Reform Act of 2013*" herein and Note 9 set forth in APPENDIX B – "AUDITED ANNUAL FINANCIAL REPORT OF THE DISTRICT FOR FISCAL YEAR ENDED JUNE 30, 2025."

Funding; Contributions. The CalSTRS defined benefit plan (the "DB Plan") is funded through a combination of investment earnings and statutorily set contributions from members of CalSTRS, the participating employers (including the District) and the State. Prior to fiscal year 2014-15, the statutorily-set rate did not vary annually to adjust for funding shortfalls or actuarial surpluses. As a result, the combined employer, employee and State contributions to the DB Plan were not sufficient to pay actuarially required amounts. To address the shortfall, Assembly Bill 1469 ("AB 1469"), signed into law by the Governor as part of the State budget for fiscal year 2014-15, increased member, employer and State contributions as part of a plan to eliminate by June 30, 2046, CalSTRS' unfunded liability for service credited to members of the CalSTRS defined benefit program before July 1, 2014.

Pursuant to AB 1469, since fiscal year 2021-22, the State Teachers' Retirement Board is authorized to modify the percentages paid by employers and employees to eliminate by June 30, 2046, CalSTRS' unfunded liability for service credited to members of the CalSTRS defined benefit program before July 1, 2014, based upon actuarial recommendations and subject to certain limitations. The State Teachers' Retirement Board may not increase the employer contribution rate by more than 1% in any fiscal year up to a maximum contribution rate of 20.25%. The State Teachers' Retirement Board may also adjust the State's contribution rate by a maximum of 0.5% from year to year, based on the funding status of the CalSTRS actuarially determined unfunded liability. A decrease in investment earnings may result in increased employer contribution rates in order to timely eliminate by June 30, 2046, CalSTRS' unfunded liability for service credited to members of the CalSTRS defined benefit program before July 1, 2014, based upon actuarial recommendations. The District cannot predict the impact of State, national, and international events on investment earnings and contribution rates or the amount the District will be required to pay for pension related costs in future fiscal years.

The State is not an employer (with certain limited exceptions) in any of the CalSTRS programs but contributes to the DB Plan and a supplemental benefits maintenance account pursuant to provisions of the Education Code. For fiscal year 2025-26, the State contributes 8.328% of members' annual earnings to the DB Plan and an additional 2.5% of member earnings into the CalSTRS supplemental benefit maintenance account, which is used to maintain the purchasing power of benefits.

The District's employer contribution rate for fiscal year 2025-26 is 19.10% of covered payroll. The District's employer contribution rate is inclusive of the employer base contribution of 8.25% of payroll provided by the Education Code.

The employee contribution rate for CalSTRS members first hired on or before December 31, 2012 to perform CalSTRS creditable activities (i.e., CalSTRS 2% at 60 members) has been 10.25% since fiscal year 2016-17 and remains at 10.25% for fiscal year 2025-26. The employee contribution rate for CalSTRS members first hired on or after January 1, 2013 to perform CalSTRS creditable activities (i.e., CalSTRS 2% at 62 members) was 9.205% for fiscal years 2016-17 and 2017-18 and increased to 10.205% for fiscal year 2018-19 and has since remained at 10.205% through fiscal year 2025-26.

The following Table A-16 sets forth the District's regular annual contributions to CalSTRS for fiscal years 2021-22 through 2024-25 and the budgeted contribution for fiscal year 2025-26 and such contributions as a percentage of the District's Total Governmental Funds expenditures for fiscal years 2021-22 through 2025-26. The District has always paid all required CalSTRS annual contributions. As of January 2, 2026, 38,419 District employees were members of CalSTRS.

TABLE A-16
LOS ANGELES UNIFIED SCHOOL DISTRICT
Annual Regular CalSTRS Contributions
Fiscal Years 2021-22 through 2025-26
($ in millions)

Fiscal Year	CalSTRS Employer Rate	District Contributions[1]	District Contribution as Percentage of Total Governmental Funds Expenditures
2021-22	16.92%	$563.9	4.49%
2022-23	19.10	663.9	5.16
2023-24	19.10	740.7	4.24
2024-25	19.10	785.1	4.80
2025-26[2]	19.10	788.7	4.69

(1) Reflects data for all District Funds, including the District's General Fund. Excludes on-behalf payments from the State to CalSTRS.
(2) Budgeted in Fiscal Year 2025-26 Budget. For Fiscal Year 2025-26, only General Fund numbers are provided in the 2025-26 Second Interim Report. Amounts do not reflect labor agreements not reflected in Fiscal Year 2025-26 Budget. For a discussion of pending labor agreements not reflected in the Fiscal Year 2025-26 Budget, see "– Employees and Labor Relations – *Negotiations Regarding Labor Contracts*" above.
Sources: Audited Annual Financial Report for fiscal years 2021-22 through 2024-25; Fiscal Year 2025-26 Budget; and the District for the percentage of Total Governmental Funds Expenditures.

Actuarial Valuation. The State Teachers' Retirement Board has sole authority to determine the actuarial assumptions and methods used for the valuation of the DB Plan. CalSTRS actuarial consultant (the "Actuarial Consultant") determines the actuarial value of the DB Plan's assets by using a one-third smoothed recognition method of the difference between the actual market value of assets to the expected actuarial value of assets. Accordingly, the actuarial value of assets will not reflect the entire impact of certain investment gains or losses on an actuarial basis as of the date of the valuation or legislation enacted subsequent to the date of the valuation.

The actuarial valuation for the entire CalSTRS defined benefit program as of June 30, 2024 (the "2024 CalSTRS Actuarial Valuation") showed an estimated unfunded actuarial liability of $88.7 billion, an increase of approximately $2.1 billion from the June 30, 2023 valuation. The actual unfunded actuarial liability as of June 30, 2024, represents a net actuarial loss of approximately $3.1 billion. Such net actuarial loss is due primarily to change in actuarial value assumptions based on the most recent experience analysis, member salary increases being more than assumed, and offset by market value returns (estimated at 8.20%) being greater than assumed (7.00%) and returns on actuarial value of assets (estimated at 7.60%) being

greater than assumed as the recognition of actuarial investment gains which were previously deferred had a greater impact on recognition of the less-than-assumed market return for the most recent year. The funded ratios of the actuarial value of valuation assets over the actuarial accrued liabilities as of June 30, 2024, and June 30, 2023, based on the actuarial assumptions, were approximately 76.70% and 75.90%, respectively. According to the 2024 CalSTRS Actuarial Valuation, the funded ratio increased by 0.80% during the past year. As described in the 2024 CalSTRS Actuarial Valuation, the increase in the funded ratio is primarily due to the expected year-to-year change due to contributions received to pay down the unfunded actuarial liability and the return on the Actuarial Valuation of Assets exceeding the assumed return, which was partially offset by the impact of greater-than-assumed salary increases. Persistent negative returns on investments may result in increased employer contribution rates above the current level of expected increases. The District cannot predict the impact of State, national, and international events on investment returns and employer contribution rates or the amount the District will be required to pay for pension related costs. Accordingly, there can be no assurances that the District's required contributions to CalSTRS will not increase in the future, subject to the limitations of AB 1469.

The following are certain of the actuarial assumptions set forth in the 2024 CalSTRS Actuarial Valuation: measurement of accruing costs by the "Entry Age Normal Actuarial Cost Method," an assumed 7.00% investment rate of return for measurements subsequent to June 30, 2016, 3.00% interest on member accounts, 3.50% projected wage growth, 3.25% payroll growth, and 2.75% projected inflation and demographic assumptions relating to mortality rates, length of service, rates of disability, rates of withdrawal, probability of refund, and merit salary increases. Future estimates of the actuarial unfunded liability may change due to market performance, legislative actions and other experience that may differ from the actuarial assumptions used for the CalSTRS valuation. The 2024 CalSTRS Actuarial Valuation also assumes that all members hired on or after January 1, 2013, are subject to the provisions of PEPRA (as defined herein). See *"– California Public Employees' Pension Reform Act of 2013"* below for a discussion of the pension reform measure signed by the Governor in September 2012 expected to help reduce future pension obligations of public employers with respect to employees hired on or after January 1, 2013.

The CalSTRS Audited Comprehensive Financial Report for fiscal year 2024-25 (the "2024-25 CalSTRS ACFR") states that during fiscal year 2024-25, CalSTRS included 39,887 covered employees of the District in its State Teachers' Retirement Program and 4,188 covered employees of the District in its tax-deferred defined contribution plans under Sections 403(b) and 457 of the Internal Revenue Code (the "Pension2 Program"). Accordingly, covered employees of the District represented approximately 7.40% and 11.20% of covered employees in the State Teachers' Retirement Program and Pension2 Program, respectively.

The UAAL and funded status of the CalSTRS pension fund as of June 30 of fiscal years ended June 30, 2020 through June 30, 2024, are set forth in the following Table A-17. The fair market value of the CalSTRS pension fund as of June 30, 2023 and June 30, 2024, was approximately $299.1 billion and $321.9 billion, respectively. The individual funding progress for the District and the District's proportionate share of CalSTRS' net pension liability is set forth in the District's audited financial statements. See "– *Pension Accounting and Financial Reporting Standards*" herein and Note 9 set forth in APPENDIX B – "AUDITED ANNUAL FINANCIAL REPORT OF THE DISTRICT FOR FISCAL YEAR ENDED JUNE 30, 2025."

TABLE A-17
Actuarial Value of CalSTRS Defined Benefit Program
Valuation Dates June 30, 2020 through June 30, 2024
($ in billions)

Valuation Date (June 30)	Actuarial Obligation	Actuarial Value of Assets[1]	Market Value of Assets	Unfunded Actuarial Obligation	Funded Ratio (Actuarial Value)	Funded Ratio (Fair Market Value)
2020	$322.127	$216.252	$233.253	$105.9	67.1%	66.5%
2021	332.082	242.363	292.980	89.7	73.0	81.9
2022	346.089	257.537	283.340	88.6	74.4	75.2
2023	359.741	273.155	299.148	86.6	75.9	76.2
2024	380.507	291.838	321.910	88.7	76.7	77.5

[1] Actuarial Value of Assets does not include amounts allocable to the CalSTRS Supplemental Benefits Maintenance Account Reserve which was $19.13 billion as of June 30, 2020, $21.03 billion as of June 30, 2021, $23.05 billion as of June 30, 2022, $24.98 billion as of June 30, 2023, and $26.94 billion as of June 30, 2024.
Sources: California State Teachers' Retirement System Defined Benefit Program Actuarial Valuations as of June 30, 2020 through June 30, 2024.

District Proportionate Share. As of June 30, 2025, the District's proportionate share of CalSTRS' net pension liability was approximately $4.10 billion, based on a discount rate of 7.10%. The net pension liability was measured as of June 30, 2023, and the total pension liability used to calculate the net pension liability was determined by an actuarial valuation as of that date. The District's proportion of the net pension liability was based on the fiscal year 2023-24 employer contributions calculated by CalSTRS with consideration given to separately financed and irregular employer contributions relative to the projected contributions of all participating employer and non-employer contributing entities. At June 30, 2024, the District's proportionate rate was 5.929%. See Note 9(b) of the District's financial statements in APPENDIX B – "AUDITED ANNUAL FINANCIAL REPORT OF THE DISTRICT FOR FISCAL YEAR ENDED JUNE 30, 2025."

California Public Employees' Retirement System. CalPERS is a defined benefit plan that covers classified personnel who work four or more hours per day. CalPERS is operated on a Statewide basis and, based on publicly available information, has significant unfunded liabilities. CalPERS issues a comprehensive annual financial report and actuarial valuations that include financial statements and required supplementary information. Copies of the CalPERS ACFRs and actuarial valuations may be obtained from the CalPERS Financial Services Division, P.O. Box 942703, Sacramento, California 94229-2703. The information set forth therein is not incorporated by reference in this Official Statement. Benefit provisions are established by State legislation in accordance with the Public Employees' Retirement Law and are generally based on a member's age, final compensation, and years of credited service. For a description of member benefits for both the Safety Plan and Miscellaneous Plan of the District administered by CalPERS, see Note 9(a) set forth in APPENDIX B – "AUDITED ANNUAL FINANCIAL REPORT OF THE DISTRICT FOR FISCAL YEAR ENDED JUNE 30, 2025."

Funding; Contributions. All qualifying classified employees of K-12 school districts in the State are members in CalPERS. All school districts contributing to CalPERS participate in the same plan and share the same contribution rate in each year. Unlike contributions to CalSTRS, however, which incrementally increase at statutorily set rates, school districts' contributions to CalPERS fluctuate each year and include a normal cost component and a component equal to an amortized amount of the unfunded liability of CalPERS. Accordingly, the District cannot provide any assurances that the District's required contributions to CalPERS in future years will not significantly vary from any current projected levels of contributions to CalPERS.

CalPERS is funded by employee contributions and investment earnings, with the balance of the funding provided by employer contributions. School districts' contributions decrease when investment earnings rise and increase when investment earnings decline. As a result, declines in investment earnings

may result in substantial increases in school district contributions. The District cannot make any predictions as to the effect of State, national or international events on investment earnings and school district contributions. Participating employees enrolled in CalPERS prior to January 1, 2013 contribute 7.00% of their respective salaries, while participating employees enrolled after January 1, 2013 contribute the higher of fifty percent of normal costs of benefits or an actuarially determined rate of 8.00% in fiscal year 2025-26. School districts are required to contribute to CalPERS at an actuarially determined rate, which was originally 20.733% and 22.68% of eligible salary expenditures for fiscal years 2019-20 and 2020-21, respectively. The employer contribution rate for fiscal year 2019-20, however, was reduced to 19.721% as a result of the State's buy-down of employer contribution rates in fiscal year 2019-20. Similarly, the fiscal year 2020-21 State budget allocated funding to buy down employer contribution rates in fiscal years 2020-21 and 2021-22 to approximately 20.70% and 22.91%, respectively. The actuarially determined rate for employer contributions was 25.37% for fiscal year 2022-23, 26.68% for fiscal year 2023-24, 27.05% for fiscal year 2024-25 and is 26.81% for fiscal year 2025-26. For a description of employer and member contribution rates, see Note 9(a) set forth in APPENDIX B – "AUDITED ANNUAL FINANCIAL REPORT OF THE DISTRICT FOR FISCAL YEAR ENDED JUNE 30, 2025."

The following Table A-18 sets forth the District's employer contribution rates, regular annual contributions, inclusive of employee contributions paid by the District to CalPERS for fiscal years 2021-22 through 2024-25, and the budgeted contribution for fiscal year 2025-26, and such contributions as a percentage of the District's Total Governmental Funds expenditures for said fiscal years. The District has always paid all required CalPERS annual contributions. As of January 2, 2026, 31,089 District employees were members of CalPERS.

TABLE A-18
LOS ANGELES UNIFIED SCHOOL DISTRICT
Annual CalPERS Regular Contributions
Fiscal Years 2021-22 through 2025-26
($ in millions)

Fiscal Year	CalPERS Employer Rate (Miscellaneous)	CalPERS Employer Rate (Safety)	District Contributions[1]	District Contribution as Percentage of Total Governmental Funds Expenditures
2021-22	22.910%	48.900%	$298.4	2.37%
2022-23	25.370	50.130	370.3	2.88
2023-24	26.680	53.680	453.0	2.59
2024-25	27.050	64.580	495.4	3.03
2025-26[2]	26.810	73.600	487.0	2.89

(1) Reflects data for all District Funds, including the District's General Fund.
(2) Budgeted in Fiscal Year 2025-26 Budget. For Fiscal Year 2025-26, only General Fund numbers are provided in the 2025-26 Second Interim Report. Amounts do not reflect labor agreements not reflected in Fiscal Year 2025-26 Budget. For a discussion of pending labor agreements not reflected in the Fiscal Year 2025-26 Budget, see "– Employees and Labor Relations – *Negotiations Regarding Labor Contracts*" above.
Sources: Audited Annual Financial Report for fiscal years 2021-22 through 2024-25; Fiscal Year 2025-26 Budget; and the District for the percentage of Total Governmental Funds Expenditures.

Actuarial Valuation. Since the June 30, 2015, valuation, CalPERS has employed an amortization and smoothing policy that apportions all gains and losses over a fixed 30-year period with the increases or decreases in the rate spread directly over a five-year period. In contrast, the previous policy spread investment returns over a 15-year period with experience gains and losses spread over a rolling 30-year period. The amounts of the pension/award benefit obligation or UAAL will vary from time to time depending upon actuarial assumptions, and actual rates of return on investments, salary scales, and levels of contribution. See Table A-12 – "Actuarial Value of Schools Portion of CalPERS – Historical Funding Status" herein.

The CalPERS Schools Pool Actuarial Valuation as of June 30, 2024 (the "2024 CalPERS Schools Pool Actuarial Valuation"), was released in September 2025, and such valuation reported an actuarial accrued liability of approximately $134.0 billion with the market value of assets at approximately $93.20 billion, and a funded status of approximately 69.6%. From June 30, 2023 to June 30, 2024, the funded status of the CalPERS Schools Pool increased by approximately 2.1%, primarily due to employer contributions towards the unfunded accrued liability and an investment gain, partially offset by a non-investment loss.

CalPERS reported a 9.3% net return for investments for fiscal year 2023-24 and a 5.8% net return on investments for fiscal year 2022-23. In fiscal year 2021-22, however, CalPERS' reported its first negative return on investments since fiscal year 2008-09. Such negative return generated an actuarial investment loss of approximately $12.40 billion, which will be amortized over 20 years with a five-year phase in, and increased the component of the expected employer contribution rate related to the unfunded liability contribution in fiscal year 2023-24 by 1.69% of payroll. The 2024 CalPERS Schools Pool Actuarial Valuation reports that the employer contribution rates for fiscal years 2026-27, 2027-28, 2028-29, 2029-30, and 2030-31 are projected to be 26.9%, 27.8%, 27.4%, 27.0%, and 26.2%, respectively. Such projections assume that all actuarial assumptions will be realized, including net investment returns in such fiscal years of 6.80%, and that no further changes to assumptions, contributions, benefits or funding will occur during such fiscal years. Persistent negative returns on investments may result in increased employer contribution rates above the current level of expected increases reflected in the 2024 CalPERS Schools Pool Actuarial Valuation. Actual contribution rates will differ from such projections. The District cannot predict the impact of State, national, and international events on investment returns and employer contribution rates. Accordingly, there can be no assurances that the District's required contributions to CalPERS will not significantly increase in the future.

The 2024 CalPERS Schools Pool Actuarial Valuation as summarized assumes, among other things, 2.30% price inflation, 2.80% wage inflation and payroll growth of 2.80% compounded annually. The 2024 CalPERS Schools Pool Actuarial Valuation as summarized reflects a discount rate of 6.80% compounded annually (net of investment and administrative expenses) as of June 30, 2024. The CalPERS Board of Administration adopted new demographic assumptions on November 17, 2021, including a reduction in the discount rate from 7.00% as of June 30, 2020, to 6.80% as of June 30, 2021, a reduction in the inflation assumption from 2.50% as of June 30, 2020 to 2.30% as of June 30, 2021, and an increase in payroll growth from 2.75% as of June 30, 2020 to 2.80% as of June 30, 2021. Such assumption changes result in increases in both the normal cost and unfunded liabilities contributions to be paid in the future. The actuarial funding method used in the 2024 CalPERS Schools Pool Actuarial Valuation is the "Entry Age Normal Cost Method."

In November 2024, PERS released its 2024 Annual Review of Funding Levels and Risk (the "2024 PERS Funding Levels and Risk Report"), which provided a summary of the current funding levels of the system, the near-term outlook for required contributions and risks faced by the system in the near and long-term. The 2024 PERS Funding Levels and Risk Report notes that over the next several years there is the potential for various factors to either further increase required contributions or add additional financial strain on employers and their ability to make required contributions, including inflation and near-term economic turmoil. The 2024 PERS Funding Levels and Risk Report notes that over the last few years, price inflation has been significantly higher than the PERS long-term assumption of 2.3%, which can affect liability measures and investment returns in several ways and which can be difficult to quantify. The most direct impact of high inflation is that retirees can receive higher than expected cost of-living adjustments and active employees can receive higher than expected salary increases, which could increase actuarial losses in the future. The 2024 PERS Funding Levels and Risk report concludes that, as of June 30, 2023, the PERS Retirement System had experienced a couple of years of investment returns below the expected return of 6.8%, and actuarial losses primarily due to high inflation which resulted in unexpected cost of living adjustments for retirees and higher than expected member pay increases, which resulted in increased employer contributions along with further increases forecasted for the near future. Despite the strong investment return for the fiscal year ending June 30, 2024, the 2024 PERS Funding Levels and Risk Report

notes that employer contributions are currently at relatively high levels due to large amounts of unfunded accrued liability, and uncertainty within the economy suggests possible economic turmoil in the near future. The 2024 PERS Funding Levels and Risk Report concludes that the ability of employers to continue making required contributions to the system is the area of greatest concern.

The UAAL and funded status of the schools portion of CalPERS as of fiscal years ended June 30, 2020 through June 30, 2024 are set forth in the following Table A-19.

TABLE A-19
Actuarial Value of Schools Portion of CalPERS
Historical Funding Status
Valuation Dates June 30, 2020 through June 30, 2024
($ in millions)

Valuation Date (June 30)	Actuarial Accrued Liabilities	Market Value of Assets (MVA)	Funded Status (MVA)	Unfunded Liabilities/ (Surplus) (MVA)	Projected Payroll for Determining Contributions	Unfunded Liability/ (Surplus) as a % of Payroll
2020	$104,062	$71,400	68.6%	$32,662	$15,295	213.6%
2021	110,507	86,519	78.3	23,988	15,181	158.0
2022	116,982	79,386	67.9	37,596	16,731	224.7
2023	124,924	84,292	67.5	40,632	19,055	213.2
2024	133,978	93,187	69.6	40,791	21,450	190.2

Source: CalPERS Schools Pool Actuarial Valuation as of June 30, 2024.

District Proportionate Share. As of June 30, 2025, the District reported a net pension liability of $2.9 billion for its proportionate share of the net pension liability of the Miscellaneous Plan. The net pension liability of the Miscellaneous Plan was measured by CalPERS as of June 30, 2024, and the total pension liability for the Miscellaneous Plan used to calculate the net pension liability was determined by CalPERS pursuant to an actuarial valuation as of June 30, 2023 rolled forward to June 30, 2024 using standard update procedures. The District's proportion of the net pension liability was based on the fiscal year 2023-24 employer contributions calculated by CalPERS. As of June 30, 2024, the District's proportion of the CalPERS net pension liability was approximately 8.176%. See "– *Pension Accounting and Financial Reporting Standards*" herein and Note 9(a) to the audited financial statements of the District contained in APPENDIX B – "AUDITED ANNUAL FINANCIAL REPORT OF THE DISTRICT FOR FISCAL YEAR ENDED JUNE 30, 2025."

Safety Plan Actuarial Valuation; Net Pension Liability. The CalPERS Safety Plan of the Los Angeles Unified School District (Employer # 3614620780) Annual Valuation Report as of June 30, 2024 uses the "Entry Age Normal Cost Method" as the actuarial funding method and assumes, among other things, a 6.80% investment rate of return (net of administrative expenses), projected annual salary increases based on category, entry age, and duration of service, projected inflation of 2.30% and projected payroll growth of 2.80%. The UAAL and funded status of the District's Safety Plan, which is an individual component of CalPERS, as of June 30 of fiscal years ended June 30, 2020 through June 30, 2024, are set forth in the following Table A-20. As of June 30, 2025, the District's net pension liability under the CalPERS Safety plan was $129.65 million. The net pension liability of the CalPERS Safety plan is measured as of June 30, 2025, using standard update procedures. See Note 9(a) to the audited financial statements of the District contained in APPENDIX B – "AUDITED ANNUAL FINANCIAL REPORT OF THE DISTRICT FOR FISCAL YEAR ENDED JUNE 30, 2025."

TABLE A-20
CalPERS Actuarial Value of LAUSD Safety Plan[1]
Historical Funding Status
Valuation Dates June 30, 2020 through June 30, 2024
($ in millions)

Valuation Date (June 30)	Accrued Liability	Market Value of Assets[2]	Unfunded Liability	Funded Ratio	Annual Covered Payroll
2020	$459.1	$335.9	$123.2	73.2%	$33.3
2021	479.3	412.9	66.4	86.1	26.2
2022	508.4	377.1	131.3	74.2	23.5
2023	540.0	394.3	145.6	73.0	23.2
2024	581.5	423.7	157.8	72.9	26.7

(1) Reflects information relating to the District's Safety Plan and does not include information relating to the Miscellaneous Plan. Actuarial information relating to the historical funding status of the District's Miscellaneous Plan is not available from CalPERS as a separate report but is incorporated in the combined schools portion of CalPERS' pension fund as set forth in Table A-12 above.
(2) CalPERS no longer uses an actuarial value of assets and only uses the market value of assets.
Source: CalPERS Safety Plan of the Los Angeles Unified School District (Employer # 3614620780) Annual Valuation Report as of June 30, 2024.

Public Agency Retirement System. On July 1, 1992, the District joined the Public Agency Retirement System ("PARS"), a multiple-employer retirement trust. This defined contribution plan covers the District's part-time, seasonal, temporary and other employees not otherwise covered by CalPERS or CalSTRS, but whose salaries would otherwise be subject to Social Security tax. Benefit provisions and other requirements are established by District management based on agreements with various bargaining units. The District is unable to predict the amount of the contributions which the District may be required to make to PARS in the future. Accordingly, there can be no assurances that the District's required contributions to PARS will not significantly increase in the future above current levels. The District has always paid all required PARS annual contributions.

The following Table A-21 sets forth the District's annual contributions to PARS for fiscal years 2021-22 through 2024-25, and the budgeted annual contribution to PARS for fiscal year 2025-26 as of Fiscal Year 2025-26 Budget, and the contributions as a percentage of the District's Total Governmental Funds expenditures for fiscal years 2021-22 through 2025-26. As of January 2, 2026, 11,505 active District employees were members of PARS.

TABLE A-21
LOS ANGELES UNIFIED SCHOOL DISTRICT
Annual PARS Contribution
Fiscal Years 2021-22 through 2025-26
($ in millions)

Fiscal Year	District Contributions[(1)(2)]	District Contribution as Percentage of Total Governmental Funds Expenditures
2021-22	$6.9	0.05%
2022-23	6.2	0.05
2023-24	7.4	0.04
2024-25	7.3	0.04
2025-26[(3)]	7.5	0.04

(1) Reflects payments to PARS for pension costs associated with the District's regular and specially funded programs.
(2) Includes amounts related to prior years' PARS contributions.
(3) Budgeted in Fiscal Year 2025-26 Budget. For Fiscal Year 2025-26, only General Fund numbers are provided in the 2025-26 Second Interim Report. Amounts do not reflect labor agreements not reflected in Fiscal Year 2025-26 Budget. For a discussion of pending labor agreements not reflected in the Fiscal Year 2025-26 Budget, see "– Employees and Labor Relations – *Negotiations Regarding Labor Contracts*" above.
Sources: Audited Annual Financial Report for fiscal years 2021-22 through 2024-25; Fiscal Year 2025-26 Budget; and the District for the percentage of Total Governmental Funds Expenditures.

California Public Employees' Pension Reform Act of 2013. In September 2012, the Governor approved Assembly Bill 340, the California Public Employees' Pension Reform Act of 2013 ("PEPRA"). Among other things, PEPRA establishes new retirement formulas for employees hired on or after January 1, 2013 ("PEPRA Employees") and prohibits public employers from offering defined benefit pension plans to PEPRA Employees that exceed the benefits provided thereunder. PEPRA increases the retirement age for new State, school, city and local agency employees depending on job function and limits the annual CalPERS and CalSTRS pension benefit payouts. PEPRA applies to all public employers except the University of California, charter cities and charter counties. However, PEPRA is applicable to those entities which contract with CalPERS.

PEPRA mandates equal sharing of normal costs between a contracting agency or school employer and their employees and that employers not pay any of the required employee contribution. However, PEPRA limits the contribution to an amount not in excess of 8% of pay for local miscellaneous or school members, not more than 12% of pay for local police officers, local firefighters, and county peace officers, and not more than 11% of pay for all local safety members. PEPRA requires employers to complete a good faith bargaining process as required by law prior to implementing changes regarding the contribution requirements. The contribution requirements of PEPRA went into effect on January 1, 2018. See "– *California State Teachers' Retirement System*" and "– *California Public Employees' Retirement System*" herein.

In addition, PEPRA amends existing laws to redefine final compensation for purposes of pension benefits for PEPRA Employees. Further, PEPRA permits certain public employers who have offered a lower defined benefit retirement plan before January 1, 2013 to continue to offer such plan to PEPRA Employees. If a public employer adopts a new defined benefit plan on or after January 1, 2013, however, such plan will be subject to PEPRA requirements unless, among other things, its retirement system's chief

actuary and retirement board certify that the new plan is not riskier or costlier to the public employer than the defined benefit formula required under PEPRA.

Pension Accounting and Financial Reporting Standards. In 2012, the Governmental Accounting Standards Board issued Governmental Accounting Standards Board Statement No. 68 – "Accounting And Financial Reporting For Pensions" ("GASB 68"), which revises and establishes new financial reporting requirements for most public employers, such as the District, that provide pension benefits to their employees. GASB 68, among other things, requires public employers providing defined benefit pensions to recognize their long-term obligation for pension benefits as a liability and provides greater guidance on measuring the annual costs of pension benefits, including thorough guidelines on projecting benefit payments, use of discount rates and use of the "entry age" actuarial cost allocation method. GASB 68 also enhances accountability and transparency through revised and new note disclosures and required supplementary information. GASB 68 became effective for the financial statements of plan employers, including the District's financial statements, commencing the fiscal year ended June 30, 2015.

Pursuant to GASB 68, CalSTRS and CalPERS will use a new blended rate that reflects a long-term rate of return on plan assets, which reflects a pension fund's long-term investment strategy, and a high-quality, non-taxable municipal bond index rate, to account for the potential need to borrow funds to pay pension benefits after net assets have been fully depleted. CalSTRS has cautioned that use of the new, blended discount rate may cause the financial statements of plans, such as CalSTRS, to reflect an increased unfunded liability.

Other Postemployment Benefits

General. In addition to employee health care costs, the District provides other post-employment health care benefits ("OPEB") in accordance with collective bargaining agreements and the health benefits agreement. The District's OPEB consists of post-employment benefits for health, prescription drug, dental, and vision coverage for retirees and their dependents. As of June 30, 2025, there were approximately 62,290 active employees who met the eligibility requirements and enrolled in benefits, 40,143 inactive employees received retiree benefits, and 149 inactive employees entitled to but not enrolled in retiree benefits, for a total of 102,582 current and former employees entitled to receive benefits under the District's OPEB plan. Historically, the District has funded these benefits on a pay-as-you-go basis, paying an amount in each fiscal year equal to the benefits distributed or disbursed in that fiscal year. Beginning in fiscal year 2013-14, the District's policy, subject to District Board approval, is to prefund a portion of its OPEB costs for employees, retirees and their beneficiaries by allocating funds for the express purpose of funding future other postemployment benefit costs to the extent possible. See "– District Financial Policies and Related Practices – *Budget and Finance Policy* – Liability Reserves" herein. The District Board approved the creation of the OPEB Trust Fund in May 2014.

As of June 30, 2025, the District has contributed approximately $623.3 million to the OPEB Trust Fund, inclusive of the District's contributions of $60 million in July 2014, $30 million in September 2014, $45 million in September 2015, $6 million in March 2016, $78 million in October 2016, $120 million in October 2017, $33.3 million in August 2023, $52.8 million in September 2023, $17.6 million in each of October 2023, November 2023, December 2023, January 2024, February 2024, March 2024, April 2024 and May 2024, $17.4 million in June 2024, $3.3 million for each of the months of July, 2024 through May 2025 and $3.7 million in June 2025. The District did not contribute to the Trust Fund in fiscal years 2018-19, 2019-20, 2020-21, 2021-22 and 2022-23, although the District, for internal purposes, designated $33.3 million of the $244.3 million contributed to the OPEB Trust Fund in fiscal year 2023-24 as a fiscal year 2022-23 contribution. As of a June 30, 2025 measurement date, the OPEB Trust Fund's net position was $962.8 million. Based on the Fiscal Year 2025-26 Budget, the District has budgeted to contribute $142.6 million from all funds of the District with eligible employees (not just the General Fund) to the OPEB Trust Fund in fiscal year 2025-26. As of the 2025-26 Second Interim Report, the District is projected to contribute $386.6 million for allocated and active employees in fiscal year 2025-26.

The Actuarial Valuation Report Postretirement Health Benefits as of the June 30, 2024 measurement date for fiscal year 2024-2025 (the "2024 Actuarial Valuation") from Aon indicated that based on the District's current funding policy, projected cash flows, and the assumed asset return, the assets in the OPEB Trust Fund are projected to be depleted by June 2047.

The following Table A-22 sets forth the District's funding of other postemployment benefits for fiscal years 2021-22 through 2024-25, the budgeted contribution for fiscal year 2025-26 as of the Fiscal Year 2025-26 Budget, and the contributions as a percentage of the District's Total Governmental Funds expenditures for fiscal years 2021-22 through 2025-26. In addition, Table A-22 sets forth the District's contribution to the OPEB Trust Fund for fiscal years 2021-22 through 2025-26.

TABLE A-22
LOS ANGELES UNIFIED SCHOOL DISTRICT
Expenditures for Other Postemployment Benefits
Fiscal Years 2021-22 through 2025-26
($ in millions)

Fiscal Year	Pay-as-You-Go Amount	OPEB Trust Fund Contribution[1]	Total Amount	Expenditure as Percentage of Total Governmental Funds Expenditures
2021-22	$231.1	$0.0	$231.1	1.84%
2022-23	235.9	0.0	235.9	1.83
2023-24[2]	245.8	244.3	490.1	2.80
2024-25	252.8	40.0	292.8	1.79
2025-26	330.0[3]	142.6[4]	472.6	2.81

(1) As of June 30, 2025, the District has contributed approximately $623.3 million to the OPEB Trust Fund, inclusive of the District's contributions of $60 million in July 2014, $30 million in September 2014, $45 million in September 2015, $6 million in March 2016, $78 million in October 2016, $120 million in October 2017, $33.3 million in August 2023, $52.8 million in September 2023, $17.6 million in each of October 2023, November 2023, December 2023, January 2024, February 2024, March 2024, April 2024 and May 2024, and $17.4 million in June 2024 and $40 million in Fiscal Year 2024-25.

(2) The District, for internal purposes, designated $33.3 million of the $244.3 million contributed to the OPEB Trust Fund in fiscal year 2023-24 as a fiscal year 2022-23 contribution.

(3) Budgeted as of Fiscal Year 2025-26 Budget.

(4) Actual contribution for fiscal year 2025-26 made in July, 2025. The additional OPEB contribution budgeted for Fiscal Year 2025-26 of $213.1 million was reduced to $20 million and reflected in the District's First Interim Report for fiscal year 2025-26.

Sources: Audited Annual Financial Reports for fiscal years 2021-22 through 2024-25; and the District for the OPEB Trust Fund Contribution and percentage of Total Governmental Funds Expenditures.

Postemployment Benefits Other Than Pensions Accounting and Financial Reporting Standards. In June 2015, the GASB issued Statement No. 75, Accounting and Financial Reporting for Postemployment Benefits Other than Pensions ("GASB 75"), which revised and established new accounting and financial reporting requirements for state and local governments, such as the District, that offer OPEB to employees. Pursuant to GASB 75, net OPEB liabilities are required to be recognized in the financial statements for such state and local governments. In addition, GASB 75 provides additional guidance with respect to recognizing and measuring liabilities, deferred outflows and inflows of resources, and expense/expenditures. GASB 75 directs the use of "entry age normal" as the actuarial cost allocation method to be used and the various procedures, assumptions and discount rates to be used in connection with the calculation of liabilities. In connection therewith, states and local governments that do not pre-fund their respective OPEB obligations may report increased liabilities. GASB 75, among other things, requires additional note disclosures and the presentation of required supplementary information in financial statements. GASB 75 was implemented in the District's audited financial statements beginning in fiscal year 2017-18.

The District's net OPEB liability takes into consideration the adoption of GASB 75, under which the District is required to recognize in full its total net OPEB liability rather than on an incremental basis. Over the past few years, the District has taken steps to (i) reduce its OPEB liability through a more cost-effective healthcare plan and (ii) pre-fund its OPEB liability by making deposits from time to time to an irrevocable trust when its reserves exceed the 5% Minimum Reserve Threshold, subject to District Board approval.

Changes in Net OPEB Liability. The District's net OPEB liability has fluctuated over time based on a variety of factors, including changes in healthcare plans and actuarial assumptions and the funded status of the OPEB Trust Fund. In the June 2023 Actuarial Valuation Report Postretirement Health Benefits as of the June 30, 2022 measurement date for fiscal year 2022-23 (the "2022 Actuarial Valuation"), the District's actuary, Aon Hewitt, pointed out that a byproduct of the GASB 75 standards is the potential for increased volatility of results from year to year, which the District has experienced since the implementation of GASB 75. In January 2019, the District implemented a less costly healthcare plan, the Anthem Preferred PPO (50 state Medicare Advantage Plan) (the "Anthem PPO"), which replaced the United HealthCare Group Medicare Advantage Plan and the Anthem Blue Cross Medicare (EPO) plan. The implementation of the Anthem PPO together with certain updated actuarial assumptions resulted in a significant reduction in the District's net OPEB liability from $14.97 billion as of June 30, 2018 (prior to the Anthem PPO implementation) to $11.18 billion as of June 30, 2019 (after the Anthem PPO implementation) to $8.58 billion as of June 30, 2020 (based on further revised actuarial assumptions). However, the District's net OPEB liability as of June 30, 2021 increased to $11.06 billion and then decreased to $10.19 billion as of June 30, 2022 based on certain changes in actuarial assumptions described in more detail below. As of June 30, 2023, the District's net OPEB liability decreased to $8.48 billion also based on certain changes in actuarial assumptions also described in more detail below. See "– *2022 Actuarial Valuation*" below for more information. As of June 30, 2024, the District's net OPEB liability increased to $8.99 billion. See "– *2023 Actuarial Valuation*" below for more information.

2022 Actuarial Valuation. The District's net OPEB liability decreased by approximately $1.70 billion from $10.19 billion as of June 30, 2022 to $8.48 billion as of June 30, 2023. According to the 2022 Actuarial Valuation, the 150-basis point increase in the discount rate from the March 2022 Actuarial Valuation Report Postretirement Health Benefits as of the June 30, 2021 measurement date for fiscal year 2021-22 (the "2021 Actuarial Valuation") had a considerable impact in the 2022 Actuarial Valuation, decreasing the value of liabilities by more than 20%. As explained in the 2022 Actuarial Valuation, such impact, which is somewhat offset by low asset returns as of the measurement date, decreases the net OPEB liability and the OPEB expense for fiscal year 2022-23. The 2022 Actuarial Valuation reflects updated financial information for fiscal year 2022-23 and is based on the census data, actuarial assumptions, and plan provisions used in the 2021 Actuarial Valuation with the following changes:

- Assets: $469,939,493 as of June 30, 2022, measurement date
- Municipal Bond Rate: 3.54% as of June 30, 2022, based on the *Bond Buyer* General Obligation Bond 20-Bond Municipal Bond Index
- Contributions: Additional contribution of $211 million to OPEB Trust Fund scheduled to be made for fiscal years ending 2023, 2024 and 2025. The District currently budgets to contribute $244.3 million in fiscal year 2023-24, $33.3 million of which the District, for internal purposes, designated as a fiscal year 2022-23 contribution.
- Expected Long-Term Return on Assets: 6.10% as of June 30, 2022, based on District's revised expectations for certain asset allocations
- Discount Rate: 3.70% as of June 30, 2022, after reassessment based on updated assets and municipal bond rate as of June 30, 2022

2023 Actuarial Valuation. The District's net OPEB liability increased by approximately $509 million from $8.48 billion as of June 30, 2023 to $8.99 billion as of June 30, 2024. The 2023 Actuarial Valuation reflects updated financial information for fiscal year 2023-24 and is based on the census data, actuarial assumptions, and plan provisions used in the 2022 Actuarial Valuation with the following changes:

- Assets: $499,889,641 as of June 30, 2023, measurement date.
- Municipal Bond Rate: 3.65% as of June 30, 2023, based on the *Bond Buyer* General Obligation Bond 20-Bond Municipal Bond Index.
- Contributions: Additional contribution of $33.3 million for fiscal year ending 2023, to be made in fiscal year ending 2024; $211 million to be made in fiscal year ending 2024; and $40 million for all future fiscal years.
- Expected Long-Term Return on Assets: 6.20% as of June 30, 2023, based on District's revised expectations for certain asset allocations.
- Discount Rate: 3.80% as of June 30, 2023, after reassessment based on updated assets and municipal bond rate as of June 30, 2023.

2024 Actuarial Valuation. The June 2025 Actuarial Valuation Report Postretirement Health Benefits, as of the June 30, 2024 measurement date, documents the results of the interim actuarial valuation for fiscal year 2024-25 (the "2024 Actuarial Valuation").

The District's net OPEB liability decreased by approximately $780 million from $8.99 billion as of June 30, 2024 to $8.21 billion as of June 30, 2025. The 2024 Actuarial Valuation reflects updated financial information for fiscal year 2024-25 and is based on the census data, actuarial assumptions, and plan provisions used in the 2023 Actuarial Valuation with the following changes:

- Assets: $819,462,741 as of June 30, 2024, measurement date.
- Municipal Bond Rate: 3.63% as of June 30, 2024 (3.65% as of June 30, 2023), based on the Bond Buyer General Obligation 20-Bond Municipal Bond Index.
- Contributions: Ad hoc additional pre-funding contribution schedules currently include $40 million for fiscal year ended June 30, 2025, $142.6 million for fiscal year ended June 30, 2026 through fiscal year ended June 30, 2030, and $140 million for all future fiscal years.
- Expected Return on Assets: 6.40% as of June 30, 2024 (6.20% as of June 30, 2023), per District's revised expectation for CalPERS' CERBT Strategy 1 asset allocation.
- Discount Rate: 4.50% as of June 30, 2024 (3.80% as of June 30, 2023), after reassessment based on updated assets and municipal bond rate as of June 30, 2024.

The following Table A-23 shows the impact of the changes to the actuarial assumptions in the 2024 Actuarial Valuation on the District's Net OPEB Liability for the fiscal year ending June 30, 2025 compared to fiscal year June 30, 2024 that was based on the 2023 Actuarial Valuation.

TABLE A-23
LOS ANGELES UNIFIED SCHOOL DISTRICT
NET OPEB LIABILITY
As of June 30, 2024 and June 30, 2025
($ in billions)

	Fiscal Year Ending June 30, 2024	Fiscal Year Ending June 30, 2025
(1) OPEB Liability		
(a) Retired Participants and Beneficiaries Receiving payment	$3.353	$3.036
(b) Active Participants	6.139	5.990
(c) Total	9.491	9.026
(2) Plan Fiduciary Net Position	(.500)	(.819)
(3) Net OPEB Liability	8.991	8.206
(4) Plan Fiduciary Net Position as a Percentage of the Total OPEB Liability	5.27%	9.08%
(5) Deferred Outflow of Resources for Contributions Made After Measurement Date	$.490	--

Source: 2024 Actuarial Valuation.

The District cannot predict the impact future changes in healthcare plans and actuarial assumptions and the funded status of the OPEB Trust Fund will have on the District's net OPEB liability.

For more information on the District's OPEB plan, OPEB liability and related assumptions for fiscal year ended June 30, 2025, see Note 9 to the audited financial statements of the District contained in APPENDIX B – "AUDITED ANNUAL FINANCIAL REPORT OF THE DISTRICT FOR FISCAL YEAR ENDED JUNE 30, 2025" attached hereto.

Risk Management and Litigation

General. The District's administration of claims liabilities, insurance coverage and retentions is under review and transition as the District begins to employ the use of a recently-formed Captive Insurer (as defined below), which was incorporated for the benefit of the District. The District created the Captive Insurer in June 2024, effective July 1, 2024, to insure and manage the non-insured/retained auto liability, general liability, sexual abuse and molestation, property, and workers' compensation exposures of the District, as well as other insurance coverages deemed necessary by the Captive Insurer in the future. The lines of insurance coverage provided by the Captive Insurer are intended to replace certain of the District's third-party insurance and its program of self-insurance and reserves for the related liabilities.

For discussion of the District's outstanding liability (losses plus loss adjustment expense) for general, auto, and sexual molestation, see "– Sexual Misconduct Cases – Current Claims Exposure" below. The District is in the process of analyzing pending claims, timing of liabilities and potential liabilities, and estimates of liability for claims in accordance with GASB Statement Nos. 10 and 56, which require that the District recognize liabilities, to the extent that (1) it is probable that a liability had been incurred at the date of the financial statements, and (2) the amount of the loss can be reasonably estimated. This liability estimate reflects an accounting perspective. Detailed information is not yet final, and this estimate is provided based on certain averages, assumptions, and opinions.

Captive Insurance Program. The District has reorganized its risk management and insurance program to include a captive insurance company, effective July 1, 2024, officially named the Los Angeles Unified School District Insurance Company, LLC (the "Captive Insurer"), a manager-managed Vermont limited liability company. The Captive Insurer was organized for the purpose of writing insurance and/or reinsurance as a single parent captive insurance company operating pursuant to Title 8, Vermont Statutes Annotated, Chapter 141, Captive Insurance, and other relevant laws of the State of Vermont.

The primary purpose of the Captive Insurer is to manage certain risks of the District, offering tailored insurance that may not be available or affordable in the traditional insurance market. Advantages sought with the Captive Insurer include: (a) greater flexibility in customizing coverage to meet specific needs, which may not be fully addressed by conventional insurance policies; (b) enhanced ability to control claims management and underwriting processes, leading to more efficient handling and potentially reduced claims costs; and (c) strategic management of investments as well as reserves to optimize returns and ensure adequate funding for future claims.

The Captive Insurer evaluates risks, sets premium levels, and invests capitalization and premium payments for liabilities. This structure is expected to provide the District with greater control over its insurance costs, claims handling, and risk management practices. The Captive Insurer was established initially to insure and manage the District's non-insured/retained automobile, general, sexual abuse and molestation, property and workers' compensation liabilities as well as other insurance coverages deemed necessary by the Captive Insurer in the future. The District will continue to assess its insurance portfolio to identify additional lines of insurance to include in the Captive Insurer.

The District is authorized to budget and appropriate funds for the development and implementation of the Captive Insurer, including capital, premiums, funds and fees in lines of insurance coverage to be provided by the Captive Insurer. Upon substantial implementation of the Captive Insurer in Fiscal Year 2024-25, the District expects to transfer applicable and eligible portions of the District's Internal Service Fund and Liability Self Insurance Fund to the Captive Insurer to be managed, invested, and applied to pay claims. As of June 1, 2025, approximately $1.048 billion had been transferred to the Captive Insurer. The District anticipates approximately $275 million will be transferred to the Captive Insurer, plus an additional $30 million in excess coverage, in Fiscal Year 2025-26. Upon its substantial implementation, the District expects that use of the Captive Insurer, together with traditional insurance, reinsurance, and self-insured retentions, will efficiently regulate and minimize insurance costs and secure liability insurance coverage to mitigate financial risks.

For fiscal year 2025-26, the Captive Insurer has provided the District with $5 million in general liability and automobile liability insurance coverage. The general liability insurance also includes protection against sexual abuse and molestation claims. In addition, commercial excess insurance policies with a per occurrence and aggregation limit of $20 million have been purchased to cover sexual abuse and molestation claims beyond the $5 million self-insured retention. The Captive Insurer also offers unlimited coverage for amounts exceeding $20 million for sexual abuse and molestation claims. Furthermore, the Captive insurer provides unlimited coverage for workers' compensation claims and $25 million in coverage for the initial layer of property insurance.

Traditional Insurance. In addition to the coverage provided by the Captive Insurer, the District maintains various excess property, casualty, and fidelity insurance policies with different self-insured retentions through a joint powers authority described below. Commercial excess insurance policies with an aggregation limit of $15 million to cover sexual abuse and molestation claims that exceed the initial $5 million have been purchased. Additionally, the District has acquired excess policies that offer a per occurrence limit of $750 million and various sublimits for claims that go beyond the $25 self-insured million coverage provided by the Captive Insurer. Moreover, the District purchases a separate boiler and machinery policy with a per occurrence limit of $100 million, as well as a fidelity crime coverage policy with a per occurrence limit of $5 million.

Joint Powers Authority. In March 2014, the District Board approved a joint powers authority agreement by and between the District and Los Angeles Trust Children's Health Inc., a nonprofit public benefit corporation organized under the laws of the State of California, to establish the Los Angeles Unified School District Risk Management Authority (the "Risk Management Authority"), which became effective July 1, 2014. The Risk Management Authority allows the District to access reinsurance markets that are not available to individual entities, thus expanding the universe of available coverage options. The Risk Management Authority was capitalized by the District and provides an insurance program for the District and the Los Angeles Trust Children's Health Inc.

Sexual Misconduct and Molestation. Prior to Fiscal Year 2013-14, the District's liability coverage generally included coverage for sexual misconduct and molestation claims with some limited exceptions as described herein with respect to claims potentially revived and made actionable after the passage of Assembly Bill 218. See "– Sexual Misconduct Cases – Assembly Bill 218 and Statute of Limitations in Childhood Sexual Assault Claims" herein. Liability coverage beginning in Fiscal Year 2013-14 did not include this coverage because the District determined that it was not available at reasonable rates from any insurance provider. The Risk Management Authority allows the District to purchase reinsurance for excess liability coverage which is not presently available to self-insured public agencies such as the District. See "– Sexual Misconduct Cases" herein. The District currently maintains excess liability coverage for lawsuit settlements which covers certain sexual misconduct and molestation claims, among others, with a limit of $15 million above a $5 million self-insurance retention; see "Risk Management and Litigation – *Captive Insurance Program*" above.

Workers' Compensation. The District is authorized to self-insure for workers' compensation claims and had previously established a workers' compensation reserve fund for such claims. With the establishment of the Captive Insurer, the District will fund such self-insurance through the Captive Insurer for its workers' compensation liability, which amounts the Captive Insurer will manage, invest, and apply to claims. Additionally, the District purchased an excess layer of Workers' Compensation liability coverage, specifically between $50 million and $75 million, from a commercial insurance carrier.

Pollution Legal Liability Policy. The District purchased a pollution legal liability ("PLL") policy through Allied World National Assurance Company with coverage of $10.0 million per incident and $10.0 million in aggregate, effective May 1, 2023 to May 1, 2026.

Owner-Controlled Insurance Program. The District has arranged for its construction projects to be insured under its owner-controlled insurance program ("OCIP"). An OCIP is a single insurance program that insures the District, the District Board, all enrolled contractors, and enrolled subcontractors, and other designated parties for work performed at project sites. The District pays the insurance premiums for the OCIP coverages and requires each eligible bidder to exclude from its bid price the cost of insurance coverage. The exclusion of the cost of insurance premiums from each bid is intended to result in lower overall bids for projects, which would in turn lower the contract award amount and general obligation bond and other funds spent. In addition, the District may be able to pay a lower overall insurance cost than a single contractor because of the economies of scale gained by the purchase of an OCIP.

Litigation Regarding Insurance Providers. In September 2015, the District filed a lawsuit entitled *Los Angeles Unified School District v. ACE et al.* (the "Miramonte Coverage Action"), in the Los Angeles Superior Court seeking more than $200 million in damages from twenty-seven of the District's current and former insurance providers who failed to fund the defense and reimburse the District for settlement amounts paid by the District in connection with claims by hundreds of students and parents alleging that negligent hiring, supervision, and retention of former teachers Mark Berndt and Martin Springer at Miramonte Elementary School resulted in sexual abuse of the students.

In April 2017, the District filed a second lawsuit in the Los Angeles Superior Court entitled *Los Angeles Unified School District v. AIU Insurance Company, et. al.* (the "Telfair Coverage Action"), seeking

more than $40 million in damages from eight of the District's current and former insurance providers in connection with the lawsuits filed against the District alleging that negligence of its employees in hiring, retaining, and supervising Paul Chapel resulted in sexual abuse of approximately twenty students at Telfair Elementary School.

In August 2017, the District filed a third lawsuit in the Los Angeles Superior Court entitled *Los Angeles Unified School District v. Allied World et al.* (the "De La Torre Coverage Action"), seeking more than $60 million in damages from seven of the District's current and former insurance providers who failed to fund the defense and reimburse the District for settlement amounts paid by the District in connection with claims by over twenty students and their parents alleging that negligent hiring, supervision, and retention of former teacher Robert Pimentel at De La Torre Elementary School resulted in sexual abuse of the students.

The District has not been reimbursed by any of the defendants for amounts expended in conjunction with resolving the underlying sexual abuse litigation described in this section. While no insurer agreed to pay any of the District's defense costs before the coverage actions were filed, rulings obtained in the Miramonte Coverage Action have forced AIG to reimburse the District for over $21 million in defense costs. Further, the District has alleged that the insurance providers have not only breached their respective insurance obligations owed to the District in connection with underlying litigation but also breached the implied covenant of good faith and fair dealing.

In 2021, following a bench trial, the court found that the insurer breached its duty to indemnify the District under one insurance policy at issue in the Miramonte Coverage Action for its settlements of the underlying claims. In the Miramonte Coverage Action and Telfair Coverage Action, the Court has provided guidance to the District in allocating defense costs to exhaustion of the District's self-insured retentions for specific policy periods, potentially allowing the District to recover some additional indemnity payments from certain insurers subject to those Insurers' coverage defenses.

In the Miramonte Coverage Action, the School District moved for summary adjudication in its favor and against Defendants Everest National Insurance Company (Everest) and Insurance Company of the State of Pennsylvania (ICSOP) as to these Defendants' two affirmative defenses. The two affirmative defenses are based on (1) Insurance Code section 533 (Section 533) and (2) on policy language stating that Defendants need not cover harm that is "expected or intended" from the standpoint of the named insured ("expected or intended" limitation). On October 13, 2025, the court issued a ruling granting the School District's MSA. However, under Code of Civil Procedure section 437c, subdivision (h), the MSA Ruling was "stayed until such time as the court can discuss with the parties potential additional discovery of School Board record. On October 27, 2025, the court issued a *nun pro tunc* ruling striking the original ruling in the MSA Ruling and replacing it with the following language: "The court will grant the Motion unless the court permits further discovery pursuant to CCP 437c(h) and additional evidence creates an issue of material fact as to knowledge of the School Board itself concerning Berndt's conduct."

On February 17, 2026, Judge Kuhl issued her Ruling, which finalized her grant of the District's Motion for Summary Adjudication on the Insurers' "Expected or Intended" and Insurance Code section 533 coverage defenses. According to Judge Kuhl's ruling, the District has established that there were no issues of material fact regarding whether the District Board expected or intended abuse by Berndt. On March 11, 2026, ICSOP and Everest filed a 77-page Writ Petition with the Court of Appeal challenging Judge Kuhl's "Expected or Intended" ruling.

In the De La Torre Coverage Action, the Court entered judgment in favor of Lexington Insurance Company finding that each claimant's abuse is a separate occurrence subject to a separate per-occurrence SIR. The District filed an appeal challenging that judgment. Oral argument in the De La Torre appeal was held on March 4, 2025, before the Second Appellate District during the 9:00 a.m. session. The matter is currently under submission, and the District is awaiting the court's ruling.

On November 4, 2020, the District filed another round of lawsuits against its insurers, *Los Angeles Unified School District v. Starr Indemnity & Liability Co., et al.* (the "Cahuenga Coverage Action") and *Los Angeles Unified School District v. Ins. Co. of the State of Pennsylvania, et al.* (the "Franklin Coverage Action"), in which it is seeking more than $25 million and $8 million, respectively, in settlement reimbursements plus defense costs relating to underlying litigation involving the alleged abuse of multiple students at Franklin High School and Cahuenga High School. The District cannot predict the final outcome of or remedy imposed by any court with respect to these complaints or the amounts, if any, by which any of the insurance providers will reimburse the District for settlements and defense costs in the underlying litigation matters. In 2021, the District moved for summary adjudication to establish that the Insurance Company of State of Pennsylvania (an AIG Co.) had breached its duty to defend the District under a 2002-2003 insurance policy, which the court denied. In April 2024, in the Cahuenga Coverage Action, the Court denied the motion for summary judgment of Starr Indemnity & Liability Company, finding triable issues of fact under the Starr policies. In July 2024, in the Franklin Coverage Action, the Court granted the defendant insurers' motion for summary judgment and entered judgment in favor of the defendants. The District is considering its options with respect to additional motion practice and a limited trial in the Cahuenga Coverage Action.

On September 29, 2022, the District filed a new lawsuit against its insurers, *Los Angeles Unified School District v. Everest National Insurance Company, et al.*, in which it is seeking more than $11 million in settlement reimbursements plus defense costs relating to underlying litigation involving the alleged abuse of multiple students at El Sereno Elementary School. One insurer has reimbursed some, but not all, of the District's defense costs in connection with the underlying litigation. The District cannot predict the final outcome of or remedy imposed by any court with respect to this complaint or the amount, if any, by which any of the insurance providers will reimburse the District for settlements and defense costs in the underlying litigation. In April 2024, the Court granted the motion for summary adjudication by Insurance Company of State of Pennsylvania regarding its duties to defend and indemnify under a 2003-2004 policy. The District is considering its options with respect to additional motion practice and appellate review.

On June 26, 2024, the District filed a new lawsuit against some of its primary and excess insurers, *Los Angeles Unified School District v. Aetna Insurance Company, et al.*, in which it is seeking more than $9 million in settlement reimbursements, declaratory relief that would result in its insurers indemnifying future settlement and/or verdict payments, defense costs incurred to defend approximately sixty lawsuits arising out of sexual abuse allegations from the 1950s, 1960s, and 1970s, and punitive damages. Recent Court rulings on Motions for Summary Adjudication brought by defendants will result in the District amending its Complaint to name additional excess insurers to this lawsuit for insurance coverage for now approximately sixty-five underlying lawsuits. To date, twenty-five underlying lawsuits have settled, in which insurer Chubb paid or agreed to pay more than $8,600,000 to those settlements and over $1,300,000 in reimbursement for defense costs incurred. The District cannot predict the final outcome of or remedy imposed by any court with respect to this complaint or the amount, if any, by which any of the insurance providers will reimburse the District for settlements and defense costs in the underlying litigation lawsuits.

Wrongful Death Cases. In August 2020, the mother of an elementary school student filed a lawsuit seeking unspecified damages in excess of $1,000,000 against the District for the alleged wrongful death of her son on December 26, 2019, after he died from injuries sustained while at a District employee's home, during the employee's non-working hours and when school was out for winter break. The death was later ruled a homicide and the employee was subsequently criminally convicted. A jury trial in the wrongful death matter commenced on July 31, 2023, in the Van Nuys Courthouse of the Los Angeles Superior Court and on August 10, 2023, the jury found the District 90% at fault and plaintiff 10% at fault and awarded plaintiff a total of $30 million. On October 17, 2023, the District brought a motion for a new trial which the Court denied. On November 8, 2023, the District filed its Notice of Appeal seeking to overturn the verdict based on a number of legal grounds, including that the trail court erred in denying the District's Motion for Judgment Notwithstanding Verdict ("JNOV"). Oral arguments before the Court of Appeal of the State of California, Division Three, took place on May 14, 2025. On June 9, 2025, the Court issued an opinion

granting the District's appeal and ordering that the judgment in favor of the plaintiff and the order denying the District's motion for JNOV be reversed. The matter was remanded to the trial court to comply with the Court of Appeal's order and on November 19, 2025, Judge Michael Harwin signed the Final Judgment in favor of LAUSD.

In September 2022, two high school students overdosed in a bathroom on campus after ingesting a pill believed to have been laced with Fentanyl. The students were found on campus after school hours: one deceased in the bathroom and the second student in the courtyard outside the bathroom. The surviving student found in the courtyard was transported to the hospital. On December 12, 2022, the deceased student's mother filed a complaint in the Los Angeles Superior Court against the District seeking unspecified damages for negligence and wrongful death. She has since made a demand to dismiss her lawsuit in exchange for $20 million. On October 13, 2023, the surviving student filed a lawsuit against the District in the Los Angeles Superior Court, seeking unspecified damages for negligence. The surviving student has made a demand to resolve her claim for $15 million. The District has consolidated the two matters and they are set for trial on October 20, 2026.

In March, 2024, a high school student was involved in a fight on campus, wherein she allegedly sustained injuries, including head trauma. It is further alleged that as a result of these claimed injuries, the student passed away ten days later. A report issued by the Los Angeles County Medical Examiner's Office concluded that the cause of death was head trauma sustained from a fall down a set of stairs on March 10, 2024, while the decedent was attending a party. On September 20, 2024, the mother and the decedent's estate filed a complaint in the Los Angeles Superior Court against the District, seeking unspecified damages for wrongful death. Trial in the matter is currently set for August 3, 2026 and the litigation is in the discovery phase.

In August 2024, a high school student and member of the junior varsity football team collapsed on the field while playing in a football game. The student was transported to the hospital and subsequently passed away on September 3, 2024. On July 7, 2025, the family of the student filed a complaint in the Los Angeles Superior Court against the District, seeking unspecified damages for wrongful death. The case is in the early stages of discovery and no trial date has been scheduled.

Catastrophic Injury Cases. In February 2018, a middle school student suffered a non-fatal injury when a gun, brought to school by another student, accidentally discharged in class causing a bullet fragment to strike the student in the temple. A personal injury action was subsequently filed on behalf of the injured student in the Los Angeles Superior Court against the District and other parties seeking unspecified damages for traumatic brain injury. During litigation, the District brought a motion for summary judgment which the trial court granted in its entirety. Plaintiff subsequently appealed the granting of the motion for summary judgment and dismissal of the case and the California Court of Appeal reversed, in part, the trial court's ruling and remanded the matter to the trial court. Plaintiff's last settlement demand was in excess of $20 million. In November 2024 the jury returned a defense verdict; plaintiff is pursuing an appeal.

In June 2023, a middle school student jumped from the third story of a building on campus during the school day. The student sustained catastrophic, non-fatal, injuries. A personal injury action was subsequently filed on behalf of the injured student in the Los Angeles Superior Court against the District seeking unspecified damages. The matter is currently in litigation and no trial date has been scheduled.

COVID-19 Distance Learning Lawsuits. On September 24, 2020, a class action lawsuit was filed on behalf of nine named plaintiffs in the Los Angeles Superior Court asserting that the District's instructional plan in response to the COVID-19 pandemic denied plaintiffs' children their basic education rights under the California Constitution. The complaint alleges that the District's distance learning approach was inadequate in that it allegedly reduced instructional and professional development time, eliminated student assessments, failed to provide adequate access to technology, and failed to reengage students who did not participate in online learning in the spring of 2020 after the closure of school facilities due to the

COVID-19 pandemic. The operative first amended complaint asserts various causes of action for injunctive and declaratory relief, including claims for alleged violations of statutory and Constitutional rights and claims of discrimination and disparate treatment. On April 9, 2021, the District's motion to strike certain allegations in the complaint with respect to individualized education program services was granted, but its demurrer to the first amended complaint was overruled. After plaintiffs filed a second amended complaint, the District filed another demurrer. On August 16, 2021, the Court sustained the District's demurrer with leave to amend. The Court further struck plaintiffs' claims seeking retrospective injunctive relief on a class wide basis. Plaintiffs were given 20 days to file an amended complaint. In September 2021, the Court dismissed the action in its entirety, with prejudice, and entered judgment in favor of the defendants, including the District. Plaintiffs subsequently filed a notice of appeal with the Court of Appeal of California, Second Appellate District. On September 19, 2023, the California Court of Appeal issued its decision reversing in part the September 2021 order dismissing the lawsuit. The Court of Appeal found that dismissal of the case and denial of class certification was premature, permitting the plaintiffs to move forward on three of their eight causes of action, but sustaining the dismissal of the remaining claims in favor of the District. The matter has now been remanded back to the trial court to proceed. The parties negotiated a settlement of the remaining claims and the Court approved the settlement on February 18, 2026.

COVID-19 Employee Vaccinations Lawsuit. Since the Fall of 2021, the District has been named in at least thirty-five different lawsuits challenging the District's previous COVID-19 vaccination mandate, filed by current and former employees and job applicants, asserting various causes of action for wrongful termination, employment discrimination, and violations of Constitutional rights, among other theories of recovery. As of December 2025, sixteen of the thirty-five cases have settled or been resolved in favor of the District. While certain of the lawsuits have been filed on behalf of a single named plaintiff, others are filed on behalf of groups of plaintiffs ranging from 6 to 167. The earliest filed of such actions, *Health Freedom Defense Fund v. Carvalho, et al.*, is presently on appeal before the Ninth Circuit Court of Appeals, following the U.S. District Court for the Central District of California's grant of the District's motion for judgment on the pleadings in September 2022. On June 7, 2024, the Ninth Circuit reversed the Central District of California's decision. On February 4, 2025, the Ninth Circuit ordered En Banc review. On July 30, 2025, the Ninth Circuit En Banc panel affirmed the decision in favor of the District.

In general, the District believes it has strong defenses to these employee vaccination mandate lawsuits and anticipates that most will result in defense verdicts. Nevertheless, given the inherent uncertainty of litigation and the different factual scenarios presented in each of them, the District faces potential exposure to claims for damages, including lost wages, a claim in at least one case for emotional distress damages, claims for punitive damages, and perhaps most significantly, exposure to potential awards of prevailing party attorneys' fees, which in some employment cases, can reach seven figures. The damages sought in these lawsuits vary significantly, particularly depending on the number of plaintiffs involved, the causes of action asserted, and remedies sought. As such, the District cannot predict the total damages that might be recovered in the event that it does not prevail in one or more of the lawsuits.

Sexual Misconduct Cases. The District is occasionally subject to claims relating to the sexual misconduct of District personnel, other adults and other students. There are currently threatened and pending claims against the District brought on behalf of minor students as a result of such alleged sexual misconduct. The District is in various stages of litigation relating to such pending claims and cannot predict the outcome and effects of such claims or provide any assurances that such claims will not be successful. The damages requested by the plaintiffs in the various pending sexual misconduct cases are substantial, but vary significantly, in multiple instances there are demands for several million dollars. The District, however, cannot predict any final award of damages or settlement amounts. The District also cannot predict the damages sought by any threatened litigation.

The District is constantly evaluating or analyzing pending claims, the timing of liabilities and potential liabilities, and estimates of liability for claims by class and at levels of potential exposure. Those

estimates are continuously revised given settlement and jury verdict trends or outcomes in sexual misconduct matters.

Miramonte. In the Miramonte sexual abuse litigation, involving Mark Berndt (who in 2013 pleaded no contest to 23 felony counts of lewd acts on children and was sentenced to 25 years in prison), there have previously been over $250 million in settlements with 225 students. This amount was a contingent liability reported in fiscal year 2023-24. There are approximately 30 active cases pending with 160 plaintiffs. The earliest trial date is scheduled for May 26, 2026, involving 11 plaintiffs. There is also a three-plaintiff case set for trial on July 20, 2026, one plaintiff set for trial on September 28, 2026, one plaintiff set for trial on October 26, 2026, and a nine-plaintiff case set for trial on March 15, 2027. The other remaining matters do not have trial dates yet.

Assembly Bill 218 and Statute of Limitations in Childhood Sexual Assault Claims. Pursuant to Assembly Bill 218 ("AB 218"), which became effective on January 1, 2020, certain changes were made to the claim prerequisites and the applicable statute of limitations periods for claims of childhood sexual assault, including claims against public entities like the District. AB 218 impacted the District's liability exposure because it (1) extended the statute of limitations periods for claims of childhood sexual assault, (2) did away altogether with the Tort Claims Act's presentation requirements for claims involving childhood sexual assault under which many claims were found to be late, and (3) revived certain claims for which applicable statute of limitations periods have otherwise already expired (if brought within three years of January 1, 2020). Pursuant to AB 218, a plaintiff's ability to bring a claim was extended to twenty-two years from the age of majority or five years after the plaintiff discovered or reasonably should have discovered psychological injury or illness occurring after the age of majority caused by the alleged childhood sexual assault. With respect to claims that otherwise would have been barred as of January 1, 2020, AB 218 revived such claims for a period of three years, which period expired on December 31, 2022. In 2023, the California State Legislature passed, and the Governor signed into law, AB 452 which eliminated the statute of limitations for the recovery of civil damages suffered as a result of childhood sexual assault. AB 452 applies prospectively for civil claims that arise on or after January 1, 2024.

Currently, the District has active cases defending a total of 268 AB 218 claimants who allege misconduct by former employees. Since the District is in the middle of litigation on many of the pending AB 218 lawsuits, the District cannot fully predict the extent of its liability in such cases, whether the claimants will prevail, and if so, how a final court decision or settlement agreement with respect to each such lawsuit may affect the financial status, policies or operations of the District, as the nature of the court's remedy and the responses thereto are unknown at the present time.

Current Claims Exposure. The District is in the process of obtaining an independent third-party actuarial report, and based on a draft of that report, estimates its liability as of June 30, 2026, for claims arising from AB 218 and similar sexual abuse and molestation claims (losses and allocated loss adjustment expenses) at levels of potential exposure to be approximately $900 million. Additionally, the District has transferred related claims liability of approximately $95 million to its Captive Insurer. See " -Risk Management and Litigation – Captive Insurance Program" above. It should be noted that these cases include a significant number of claimants in the Miramonte sexual abuse litigation matters described above, among others. As further described elsewhere herein, this exposure estimate reflects an accounting perspective, and the District is in the process of analyzing pending claims. Detailed information is not yet final, and this estimate is provided based on certain averages, assumptions, and opinion.

It is important to note that this projected liability is an estimate, subject to variables including the potential for a changing claims environment over time as may be informed by jury verdicts involving the District and other public agencies subject to the provisions of AB 218 and the results of the District's further analysis of pending claims, with the potential for the movement of claims into higher loss layers than were initially assumed or assumed over time. This potential for claims includes inflation over time, among other

variables, and may be inconsistent with the accounting perspective described above and, future loss emergence will likely deviate, perhaps substantially, from these estimates.

Certain recent sexual molestation claims, as described immediately below, have been outside of District expectations and actuarial assumptions at the per claims level and are, for example, respectively, proceeding to trial and approved for settlement on an assumed expectation for coverage since denied. Notwithstanding, the District believes that its expected nominal, central estimate of total liability is within the range of probabilities, based on current claims analysis. As discussed, the estimates herein at this time are subject to the variables described above and necessarily constitute forward looking statements. Actual results may differ or differ materially from those contemplated in such forward-looking statements.

The District has set aside an amount in its Liability Self-Insurance Fund to pay certain existing claims amounts arising under AB 218. Additional amounts are expected to be provided and available to the Captive Insurer, with required reserves, liabilities and insurance policy premiums determined by the Captive Insurer and charged to the District using actuarial information. The District's total liability arising from existing AB 218 claims may ultimately exceed such amounts. The District expects to amortize payments on remaining claims beyond the year in which they accrue. See "- Assembly Bill 218 and Statute of Limitations in Childhood Sexual Assault Claims" above. While the District may be able to access insurance coverage for a portion of some of the AB 218 claims, the District is not currently able to determine what amount of the total liability may be covered by prior insurance policies or existing insurance policies for excess coverage. The District has identified certain gaps in insurance coverage prior to 1992 for which it is actively investigating the availability of policies that may provide coverage for claims arising from AB 218. Additionally, under AB 218, individuals who were over the age of 26 and under 40 on December 31, 2022, will still be able to timely file a lawsuit until they turn 40, and the District is unable to estimate the potential liability associated with this group of potential claimants.

The California Government Code requires the District to pay each judgment in the fiscal year that it becomes due, to the extent funds are available, or if its funds are not sufficient, in the "ensuing fiscal year immediately upon the obtaining of sufficient funds for that purpose." Such liabilities demanding prompt payment may in the aggregate exceed the amount currently reserved for settlements and monetary damages and not otherwise amortized beyond the year in which they accrue. The District may finance or refinance certain judgments arising from AB 218 and similar claims, essentially refunding claims such that claims liabilities can be spread over several years, whether pursuant to California law applicable to local agencies such as the District, or by court order for a period not to exceed ten years commencing with the judgment or court's order approving a settlement with dismissal of the action. See "District Debt – Judgement Obligation Bonds." Without amortization of pending and projected claims, such liabilities could decrease the District's net position as of June 30, 2025 from the amount set forth in the District's financial statements for Fiscal Year 2024-25.

Within the District, the treatment of child abuse and related reporting has evolved significantly over the past several decades. Prior to 1981, District employees did not have child abuse and neglect reporting obligations under California law, and there was limited, if any, training provided to District employees. Since 1981, California law mandates District employees to report suspected child abuse or neglect. The District's policies on such reporting have evolved and improved since then consistent with changes to California law. The District currently maintains (a) policies regarding child abuse and neglect reporting, sexual harassment (student-to-student, adult-to-student, and student-to-adult), social media for employees and associated persons, responsible use of technology, and ethics, (b) a code of conduct with students, and (c) protocols and procedures for reporting and investigating allegations of employee misconduct. The District also offers a variety of online and in-person training courses and resources to District employees. Currently, all District employees are subject to background checks prior to employment and are required to complete yearly child abuse training. For further reference, certain of the District's policies, protocols, training materials are made available online at the District's website. The District regularly reviews its

policies, procedures, and protocols with respect to these topics and updates them periodically to address evolving circumstances.

Litigation Regarding September 2022 Cyberattack. Three separate lawsuits remain pending against the District relating to the 2022 cyberattack on the District. The first three cases have been deemed related, with the matter of *M.M., et al. v. Los Angeles Unified School District*, Case No. 22STCV37822, serving as the lead case. The three lawsuits, filed on behalf of named individuals and purported classes of individuals whose personal information was allegedly posted to the dark web as a result of the cyberattack, have been deemed complex, and plaintiffs' counsel filed a consolidated complaint against the District and Defendant Infosys, Ltd. Therein, on February 13, 2024. The District filed its demurrer in response to the consolidated complaint on March 22, 2024. The District's demurrer was sustained as to 14 of 16 causes of action on June 6, 2024, with leave to amend. Plaintiffs filed their First Amended Class Action Complaint on September 27, 2024, asserting twelve causes of action, including several that were subject to the previous demurrer. The parties engaged in mediation on October 24, 2024, but the mediation did not result in a settlement. By order dated May 28, 2025, the court sustained in part, and overruled in part, the District's demurrer to the First Amended Class Action Complaint. The District filed its answer and affirmative defenses on July 28, 2025, and continues to explore opportunities to settle the litigation. For more information related to the cyberattack, see " – Cybersecurity" below.

Charter School Co-Location Policy Litigation. On April 2, 2024, the California Charter Schools Association ("CCSA"), on behalf of itself, member charter schools and students they serve, filed a civil action in the Los Angeles Superior Court, challenging the District Board's September 26, 2023, adoption of the resolution titled, "Creating a Charter Schools Co-Location Policy to Mitigate Impacts Caused by Proposition 39" ("Charter School Co-Location Resolution") and March 19, 2024 approval of the "Proposition 39 Charter Schools Co-Location Policy" ("Charter School Co-Location Policy"). On May 20, 2024, the District filed a demurrer and motion to strike. On July 31, 2024, CCSA filed a Verified First Amended Petition for Writ of Mandate and Complaint for Declaratory Relief ("CCSA First Amended Petition"), asserting two writ causes of action and a declaratory relief cause of action. The CCSA First Amended Petition claimed that, among other things, by adopting the Charter School Co-Location Policy, the District violated its mandatory and non-discretionary duty to comply with the California Education Code. The CCSA First Amended Petition also sought a preliminary injunction prohibiting the District from implementing the Charter School Co-Location Resolution and the Charter School Co-Location Policy until the merits of the lawsuit have been determined. The CCSA First Amended Petition also alleged that the District failed to comply with the California Public Records Act by refusing to make records available in response to CCSA's request seeking documents related to the District's Proposition 39 compliance and the development/passage of the Charter School Co-Location Resolution and the Charter School Co-Location Policy. The CCSA First Amended Petition sought, among other things, a writ of mandate to set aside the Charter School Co-Location Resolution and the Charter School Co-Location Policy, and rescind all Board policies, administrative regulations and internal directives or guidance documents that restrict the availability of District facilities to charter schools for any reasons not expressly authorized by state law. Additionally, the CCSA First Amended Petition sought a writ of mandate to command the District to comply with the California Public Records Act by promptly providing to CCSA all of the records requested in its request. Further, the CCSA First Amended Petition sought a declaratory judgment stating that the Charter School Co-Location Resolution and the Charter School Co-Location Policy do not comply with Proposition 39 and are unnecessary, unenforceable, and void.

On October 29, 2024, the court issued an order denying CCSA's request for a preliminary injunction. On June 27, 2025, the court issued an order granting in part and denying in part CCSA's First Cause of Action, finding that two provisions in a section of the Charter School Co-Location Policy identifying certain types of school sites where the District "avoids" Proposition 39 co-locations are facially unlawful because they conflict with Proposition 39. However, the court found that the remaining aspects of the Charter School Co-Location Policy are not facially invalid and would need to be considered on a case-by-case basis through an "as applied" challenge. The June 27, 2025 ruling also denied CCSA's Third

Cause of Action. On December 1, 2025, the court issued an order denying CCSA's Second Cause of Action. No other claims remain pending and unresolved. On February 23, 2026, judgment was entered by the court. On March 5, 2026, the court entered a Peremptory Writ of Mandate, commanding the District to "take all necessary action to refrain from enforcing or implementing those parts of Section II of the [Policy] that the Court found to be facially unlawful in its [June 2025 Order], as further reflected in the Judgment." By mid-May 2026, the District is required to file a return with the court, demonstrating what actions it has taken to comply with the Writ. The District is evaluating whether to file a Notice of Appeal of the judgment on or before the April 24, 2026 deadline.

Proposition 28 Litigation. In February 2025, the District's former superintendent, among others, filed a civil action against the District and the Superintendent, alleging misuse of approximately $77 million in taxpayer funds that voters approved pursuant to Proposition 28 to expand arts and music education. The District responded to the complaint with a demurrer and motion to strike, and on November 5, 2025, the District's demurrer was overruled, and its motion to strike Plaintiffs' jury trial demand was granted. The District filed its Answer and Affirmative Defenses on December 5, 2025. The parties are engaging in written discovery and continue to explore a potential settlement.

PHBAO Complaint. On January 20, 2026, Plaintiff 1776 Project Foundation filed a complaint in the US District Court, Central District of California, alleging that LAUSD violates both the US Constitution and the California State Constitution by impermissibly discriminating against students and families on the basis of race through its designation of schools as either "Predominately Hispanic, Black, Asian and Other non-Anglo" ("PHBAO") to the detriment of white students or others (including students of Middle Eastern descent) living in areas within or attending non-PHBAO schools. Plaintiff's complaint brings two federal claims and one state claim for relief, and seeks a permanent injunction, declaratory relief, attorneys' fees, and other relief as the Court deems appropriate. To date, the District has not been properly served with the complaint. On February 18, 2026, the U.S. Department of Justice ("DOJ") filed a Complaint in Intervention for Declaratory and Injunctive Relief and Notice of Motion and Unopposed Motion to Intervene. As Plaintiff-Intervenor, the United States of America is seeking to join Plaintiff 1776 Project Foundation in the complaint filed on January 20, 2026, challenging the District's PHBAO Program. At the hearing on the Motion to Intervene held on March 26, 2026, the federal district court judge continued the hearing to provide an opportunity for the District to respond to the motion. The Court has yet to set a new date for the motion to be heard.

Social Media Litigation. On March 20, 2026, the District filed its Complaint and supporting allegations in the multi-district litigation (MDL) proceedings pending in the U.S. District Court for the Northern District of California, against the owners and operators of social media platforms such as Facebook, Instagram, TikTok, Snapchat, X, and others, asserting causes of action for negligence, gross negligence, public nuisance, statutory unfair competition, and violation of federal RICO statutes, for their alleged roles in fueling a youth mental health crisis and disrupting the educational environment for Los Angeles students. In filing its Complaint in the MDL proceedings, the District joined hundreds of school districts, cities, counties, and state attorneys general across the country pursuing legal action seeking to hold social media companies accountable for the alleged harm their platforms have inflicted on children. As alleged in the complaint, District educators, counselors, and administrators are confronting unprecedented levels of student anxiety, depression, sleeplessness, self-harm, suicidal ideation, disordered eating, cyberbullying, sextortion, and excessive exposure to extreme and exploitative content, much of which is alleged to have been amplified and monetized by social media design features. The Complaint seeks numerous forms of relief, including declaratory and injunctive relief, civil penalties, disgorgement of profits, equitable relief, and monetary damages. At this early stage of the litigation, the District cannot predict the outcome of the relatively novel claims asserted in the MDL proceedings or its Complaint filed therein.

Criminal Charges and Litigation Against Former Employee. On March 26, 2026, the Los Angeles County District Attorney's Office announced that felony charges had been filed against Hong "Grace"

Peng, a former District employee, and Gautham Sampath, the owner of former District vendor, Innive, related to certain technology-related transactions between the District and Innive. Specifically, Ms. Peng is alleged to have illegally influenced the District's award of contracts, work orders and change orders to Innive totaling more than $22 million, and allegedly received $3 million in funds illegally routed by Sampath through various intermediaries. As noted by the District Attorney's office, the District's Office of the Inspector General referred the matter to that office in 2022, after an investigation revealed evidence of apparent conflicts. Ms. Peng resigned from her employment with the District on October 7, 2022. The District's contractual relationship with Innive ended on March 31, 2024.

On April 10, 2026, the District filed a lawsuit in Los Angeles County Superior Court against Ms. Peng, Mr. Sampath, and Innive, seeking, among other remedies, to void the transactions in question and to recover amounts paid to Innive pursuant to California Government Code Section 1090 and 1092, based largely on the same conduct that is alleged in the criminal complaint. The District cannot predict the final outcome at this early stage of the litigation.

Litigation and Federal Investigation regarding Gender-Affirming Care Policies. In March 2026, the District was named and served in a lawsuit filed in the United States District Court, Central District of California, brought by the parents of a former student at Palisades Charter High School, an independent charter school. The Complaint names LAUSD as well as Superintendent Carvalho and the Board members in their official capacities, and a retired District employee in his individual capacity. The Complaint alleges that the Defendants were responsible for adopting policies implemented and enforced throughout LAUSD, including policies concealing gender-affirming care for students at Palisades HS from parents like Plaintiffs. The Complaint further alleges such policies ultimately led to their child's suicide in March 2024, after graduating from Palisades Charter High School in June 2022. As it relates to the LAUSD defendants, the Complaint seeks declaratory and injunctive relief, focused largely on invalidating the District's policies related to gender-affirming care as allegedly interfering with parental rights as it relates to the welfare of their children. The District's responsive pleading is due on April 14, 2026, and the District intends to file a motion to dismiss under Federal Rules of Civil Procedure 12(b)(1) and 12(b)(6). As recently publicly reported, in response to the lawsuit, the Trump administration has recently opened an investigation into the District's policies related to gender-affirming care, as allegedly violative of federal anti-discrimination laws.

Cybersecurity

General. The District collects, processes, and distributes large amounts of private, protected and personal information on students, staff, parents, visitors, vendors and contractors. The size of the District's information assets creates a target-rich environment for a variety of threats such as cyber criminals and natural disasters. In March 2020, in response to the COVID-19 pandemic, the District rapidly implemented new remote learning and remote working capabilities, which increased the District's cyberattack surface area. The District implemented additional layers of technical and administrative controls to mitigate remote access risks.

2019 Cyberattack. In 2019, the District experienced a cyberattack that resulted in unauthorized access to a limited number of student records; the software vulnerability was resolved the same day it was discovered, and no material impact occurred.

August 2022 Outage. In August 2022, a Data Center power outage triggered by a failed electrical transformer owned by Los Angeles Department of Water and Power, resulted in temporary unavailability of some information systems. The District mitigated the risk by increasing electrical line and backup power capacity and successfully performing functional load tests.

September 2022 Cyberattack. On September 3, 2022, the District became aware of a cyberattack on its information technology assets and proactively suspended network traffic in and out of its data centers.

In response to such incident, the District swiftly activated its incident response protocol and commenced an investigation with support from Kroll, LLC, an outside cybersecurity firm, to assist with containment, remediation, and forensic analysis. The Microsoft Detection and Response Team also assisted with the forensic investigation. The District also notified local and federal law enforcement agencies and continues to support their ongoing investigations. The District has identified, contained, and remediated the ransomware, and it found no evidence of additional malware related to the cyberattack or any other persistent malicious activity on its network or systems.

The District's investigation of the incident determined that on or about July 31, 2022, the threat actor began conducting digital monitoring of the District's environment remotely using a contractor account to gain unauthorized access to systems. The District did not pay a ransom to the threat actor in connection with the incident. The threat actor posted approximately 500 gigabytes of data it stole from the District to its "leak site" on the dark web. Most of the files exfiltrated by the threat actor were located on the District's facilities servers and systems. The District provided required notifications to those individuals and entities with personal information included among those materials posted by the threat actor. This included employees, former employees, job applicants, and employees and contractors of facilities services division vendors who had personally identifiable information posted. The District offered credit monitoring services to such individuals. Notifications were also provided to individuals, including students and employees, who had personal "medical information" posted in the form of positive COVID-19 test results collected through the District's COVID-19 testing program, and to individuals, mostly former students, who had information contained in student assessment reports, most of which was dated, posted.

As a result of the incident, the District initially restricted access to its servers and systems, including access to user accounts, email, and software applications. Many operations and processes that were automated or facilitated by technology had to be completed manually, and some still remain manual at this time. Nonetheless, school sites remained operational. Most servers and systems were gradually restored within days as they were determined to be safe, with the District's most critical systems being restored first. The District restored certain impacted systems from backups and continues to work to rebuild others. While the District maintains cyber liability insurance, not all costs incurred are covered thereunder, and certain covered costs, which continue to be identified and calculated may ultimately exceed applicable coverage limits. Further, the District implemented various security enhancements in light of the incident.

Three related lawsuits relating to the incident remain pending against the District, which were filed on behalf of individuals allegedly impacted by the cyberattack, and unidentified classes of others impacted. The District cannot predict the outcome or any potential financial impact that may result from such litigation. Further, the District cannot predict whether any other claims or litigation will be filed or estimate any potential financial impact that may result. For more information about the existing lawsuits, see "– Risk Management and Litigation above"

June 2024 Snowflake Incident. On June 6, 2024, the District became aware of a malicious actor purporting to offer certain student and employee data for sale. Upon learning of this, the District launched an investigation and notified law enforcement. The District found no evidence that this incident involved any unauthorized access to its network or systems. Rather, the District's investigation found evidence that the data involved was taken from Snowflake, a cloud-based platform used for mass data storage by a former vendor of the District, and appears to have been stolen in a manner consistent with recently publicized thefts involving numerous Snowflake accounts. After concluding its investigation into the scope and extent of the data impacted, the District took steps to ensure compliance with requirements under the Family Educational Rights and Privacy Act with respect to the incident.

Protective Measures. The District has implemented several protective measures with respect to access requirements to its systems to reduce the District's vulnerability to cyberattacks in the future. Following the September 2022 cyberattack, the District established an Independent Information Technology Task Force comprised of cybersecurity experts from private and public sectors to develop a set

of recommendations to further strengthen the District's cybersecurity. The District has augmented its cybersecurity team, retained cybersecurity service providers, and implemented additional security controls and monitoring of its systems.

To minimize the impact and frequency of cybersecurity incidents, the District previously hired a Director of Information Technology Security in 2016 to develop and implement a risk-based information security management program ("ISMP"). The ISMP is designed to protect the confidentiality, integrity, and availability of information assets managed by the District's Information Technology Division and comply with all applicable information protection regulations including the Family Educational Rights and Privacy Act, Children's Internet Protection Act, and the Health Insurance Portability and Accountability Act. The ISMP includes a number of technical, administrative, and physical security safeguards that take into account the District's unique threats and vulnerabilities. The District and its third-party IT vendors are required to carry cyber liability insurance to offset the cost of business disruptions caused by cybersecurity incidents.

No assurance can be made in any networked environment that a future cyberattack or natural disaster would not compromise the confidentiality, integrity or availability of District information assets. To help mitigate cybersecurity risk, the District has aligned its information security program with the National Institute of Standards and Technology ("NIST") Cyber Security Framework, ensuring a structured approach to security maturity across all six NIST functions: Govern, Identify, Protect, Detect, Respond, and Recover. The District continuously monitors the effectiveness of the program to proactively modify it when the cyberattack landscape changes.

Potential Vulnerabilities of Third Parties. The District relies on other entities and service providers in the course of operating the District, including the County with respect to the levy and collection of *ad valorem* property taxes and its servers and systems for accounting and other matters, as well as other trustees, fiscal agents, dissemination agents and project management firms. No assurance can be given that future cyber threats and attacks against third party entities or service providers will not directly or indirectly impact the District or the owners of the Bonds, including the possibility of impacting the timely payments of debt service on the Bonds or timely filings pursuant to the District's continuing disclosure undertakings.

District Debt

General Obligation Bonds. From July 1997 through March 2003, the District issued the entire amount of $2,400,000,000 general obligation bonds authorized pursuant to Proposition BB approved by voters on April 8, 1997 (the "Proposition BB Authorization"). From May 2003 to May 2010, the District issued the entire amount of $3,350,000,000 general obligation bonds pursuant to Measure K approved by voters on November 5, 2002 (the "Measure K Authorization"). From September 2004 through October 2021, the District issued the entire amount of $3,870,000,000 general obligation bonds pursuant to Measure R approved by voters on March 2, 2004 (the "Measure R Authorization"). From February 2006 through October 2021, the District issued the entire amount of $3,985,000,000 general obligation bonds pursuant to Measure Y approved by voters on November 8, 2005 (the "Measure Y Authorization").

A $7,000,000,000 general obligation bond authorization was approved by voters on November 4, 2008 (the "Measure Q Authorization"). Subsequent to the issuance of the Bonds, the District will have issued $5.151 billion under the Measure Q Authorization, leaving $1.849 billion available under the Measure Q Authorization. A $7,000,000,000 general obligation bond authorization was approved by the voters on November 3, 2020 (the "Measure RR Authorization"). Subsequent to the issuance of the Bonds, the District will have issued $1.9 billion under the Measure RR Authorization, leaving $5.1 billion available under the Measure RR Authorization.

A $9,000,000,000 general obligation bond authorization was approved by voters on November 5, 2024 (the "Measure US Authorization"). The District has issued $700,000,000 of Measure US general obligation bonds, leaving $8.3 billion available under the Measure US Authorization.

Under the District's general obligation bond program, approximately 24,900 new school construction, rehabilitation, modernization and replacement projects, which are intended to upgrade facilities and improve the learning environment for students, have been completed. In addition, 873 projects valued at approximately $9.4 billion are currently underway, including 650 projects valued at nearly $4.6 billion in pre-construction, and 223 projects valued at nearly $4.8 billion under construction.

Pursuant to Section 1(b)(3) of Article XIIIA of the State Constitution, Chapters 1 and 1.5 of Part 10 of Division 1 of Title 1 of the State Education Code, as amended, and other applicable law (collectively, the "Act"), the District Board has appointed the LAUSD School Construction Bond Citizens' Oversight Committee (the "Citizens' Bond Oversight Committee"). The Citizens' Bond Oversight Committee is composed of 15 members representing numerous community groups and operates to inform the public concerning the spending of Measure K, Measure R, Measure Y, Measure Q, Measure RR, and Measure US Authorization bond funds authorized by the Act. The Citizens' Bond Oversight Committee regularly reviews the potential bond projects and budgets and provides non-binding advice to the District Board on how to allocate and reallocate scarce bond proceeds in order to ensure the completion of viable projects and to avoid non-completion of projects once commenced. The Citizens' Bond Oversight Committee also informs the public concerning the spending of funds attributable to the Proposition BB Authorization, although Proposition BB was approved under statutes other than the Act. The Citizens' Bond Oversight Committee meets monthly in order to review all matters including, among other things, changes in budget, scope and schedules that relate to the District's general obligation bonds and the projects proposed to be funded therefrom. In addition, the Citizens' Bond Oversight Committee makes recommendations to the District Board regarding such matters. See "CALIFORNIA CONSTITUTIONAL AND STATUTORY PROVISIONS RELATING TO *AD VALOREM* PROPERTY TAXES, DISTRICT REVENUES AND APPROPRIATIONS – Proposition 39" herein. The District's Office of the Inspector General conducts audits on a selected number of the construction management firms on an annual basis to ensure that funds from the School Upgrade Program and other legacy bond programs are spent in compliance with the Act and the District's policies relating thereto. The District's outside auditor, Simpson & Simpson, currently prepares the required bond audits regarding the expenditures of general obligation bond proceeds.

The members of the District's Citizens' Bond Oversight Committee and the community groups represented by such members are set forth in Table A-24 below.

TABLE A-24
LOS ANGELES UNIFIED SCHOOL DISTRICT
Citizens' Bond Oversight Committee
(As of April 12, 2026)

Member	Community Group Represented
D. Michael Hamner, FAIA, Chair	American Institute of Architects
Robert Campbell, Vice Chair	Los Angeles County Auditor-Controller's Office
Dr. Samantha Rowles, Secretary	LAUSD Student Parent
Patrick MacFarlane, Executive Member	Early Childhood Alliance
Scott Pansky, Executive Member	Los Angeles Area Chamber of Commerce
Dr. Bevin Ashenmiller	Tenth District Parent Teacher Student Association
Neelura Bell	California Charter School Association
Sandra Betts	California Tax Reform Association
Chad Boggio	Los Angeles County Federation of Labor AFL-CIO
Aleigh Lewis	Los Angeles City Controller's Office
Jennifer McDowell	Los Angeles City Mayor's Office
Brian Mello	Associated General Contractors of California
Melina Lathe	LAUSD Student Parent
Charlotte Lerchenmuller	Senior Citizens' Organization
Tamar Poladian-Perron	Thirty-First District Parent Teacher Student Association (Alternate)
Ashley Kaiser	Association of General Contractors of California (Alternate)
Rachelle Anema	Los Angeles County Auditor-Controller's Office (Alternate)
Monica Carlos	LAUSD Student Parent (Alternate)
Asha Lang	LAUSD Student Parent (Alternate)
Jeanalee Obergfell	Los Angeles City Mayor's Office (Alternate)
Brenden Sullivan	Tenth District Parent Teacher Student Association (Alternate)

The following Table A-25, Table A-26, Table A-27, Table A-28, Table A-29, Table A-30 and Table A-31 set forth the outstanding series of general obligation bonds and the amount outstanding as of January 5, 2026, under the Proposition BB, Measure K, Measure R, Measure Y, Measure Q, Measure RR, and Measure US Authorizations, respectively. The tables below do not reflect the issuance of the Bonds. For more information, see "PLAN OF FINANCE" in the forepart of this Official Statement.

TABLE A-25
LOS ANGELES UNIFIED SCHOOL DISTRICT
Proposition BB (Election of 1997) Bonds
($ in thousands)

Bond Issue	Aggregate Principal Amount	Outstanding Amount as of January 5, 2026	Date of Issue
2016 Refunding Bonds, Series A[(1)]	$202,420	$17,590	April 5, 2016
2017 Refunding Bonds, Series A[(1)]	139,265	31,285	May 25, 2017
TOTAL	$341,685	$48,875	

(1) Refunding bonds issued to refund general obligation bonds, which were issued pursuant to the Proposition BB Authorization are not counted against the Proposition BB Authorization of $2.4 billion.
Source: Los Angeles Unified School District.

TABLE A-26
LOS ANGELES UNIFIED SCHOOL DISTRICT
Measure K (Election of 2002) Bonds
($ in thousands)

Bond Issue	Aggregate Principal Amount	Outstanding Amount as of January 5, 2026	Date of Issue
2016 Refunding Bonds, Series B[1]	$ 227,535	$ 203,010	September 15, 2016
2017 Refunding Bonds, Series A[1]	941,565	285,115	May 25, 2017
2019 Refunding Bonds, Series A[1]	153,285	100,455	May 29, 2019
2020 Refunding Bonds, Series A[1]	112,350	105,880	October 6, 2020
2021 Refunding Bonds, Series B[1]	48,855	32,010	November 10, 2021
2024 Refunding Bonds, Series A[1]	193,740	183,805	April 30, 2024
TOTAL	$1,677,330	$910,275	

(1) Refunding bonds issued to refund general obligation bonds, which were issued pursuant to the Measure K Authorization, are not counted against the Measure K Authorization of $3.35 billion.
Source: Los Angeles Unified School District.

TABLE A-27
LOS ANGELES UNIFIED SCHOOL DISTRICT
Measure R (Election of 2004) Bonds
($ in thousands)

Bond Issue	Aggregate Principal Amount	Outstanding Amount as of January 5, 2026	Date of Issue
2016 Refunding Bonds, Series A[1]	$ 56,475	$ 8,300	April 5, 2016
2016 Refunding Bonds, Series B[1]	176,455	176,455	September 15, 2016
2019 Refunding Bonds, Series A[1]	349,350	222,935	May 29, 2019
Series RYQ Bonds (2020)	36,000	27,030	April 30, 2020
2020 Refunding Bonds, Series A[1]	113,150	85,310	October 6, 2020
Series RYRR (2021)	123,990	98,510	November 10, 2021
2024 Refunding Bonds, Series A[1]	1,243,800	1,136,900	April 30, 2024
2025 Refunding Bonds, Series A[1]	20,035	20,035	May 13, 2025
TOTAL	$2,119,255	$1,775,475	

(1) Refunding bonds issued to refund general obligation bonds, which were issued pursuant to the Measure R Authorization, are not counted against the Measure R Authorization of $3.87 billion.
Source: Los Angeles Unified School District.

TABLE A-28
LOS ANGELES UNIFIED SCHOOL DISTRICT
Measure Y (Election of 2005) Bonds
($ in thousands)

Bond Issue	Aggregate Principal Amount	Outstanding Amount as of January 5, 2026	Date of Issue
Series J Bonds (2010) (Qualified School Construction Bonds)	$ 290,195	$ 290,195[2]	May 6, 2010
2016 Refunding Bonds, Series A[1]	92,465	860	April 5, 2016
2016 Refunding Bonds, Series B[1]	96,865	96,865	September 15, 2016
Series M-1 Bonds (2018)	117,005	94,800	March 8, 2018
2019 Refunding Bonds, Series A[1]	91,970	60,310	May 29, 2019
Series RYQ Bonds (2020)	182,000	136,650	April 30, 2020
2020 Refunding Bonds, Series A[1]	76,500	74,215	October 6, 2020
Series RYRR (2021)	70,150	55,735	November 10, 2021
2024 Refunding bonds, Series A[1]	1,537,405	1,500,150	April 30, 2024
2025 Refunding bonds, Series A[1]	33,485	33,485	May 13, 2025
TOTAL	$2,588,040	$2,343,265	

(1) Refunding bonds issued to refund general obligation bonds, which were issued pursuant to the Measure Y Authorization, are not counted against Measure Y Authorization of $3.985 billion.
(2) Includes the set-aside deposits totaling $229.565 million for fiscal years 2018-19 through 2025-26.
Source: Los Angeles Unified School District.

TABLE A-29
LOS ANGELES UNIFIED SCHOOL DISTRICT
Measure Q (Election of 2008) Bonds
($ in thousands)

Bond Issue	Aggregate Principal Amount	Outstanding Amount as of January 5, 2026	Date of Issue
Series A Bonds (2016)	$ 648,955	$ 111,145	April 5, 2016
Series B-1 Bonds (2018)	1,085,440	885,455	March 8, 2018
Series RYQ Bonds (2020)	724,940	544,300	April 30, 2020
Series C Bonds (2020)	1,057,060	787,260	November 10, 2020
2021 Refunding Bonds, Series A[1]	164,095	127,355	April 29, 2021
Series QRR (2022)	100,000	94,480	November 22, 2022
Series QRR (2023)	525,000	465,650	November 7, 2023
Series QRR (2024)	525,000	370,155	October 8, 2024
2025 Refunding Bonds, Series A[1]	194,825	194,825	May 13, 2025
TOTAL	$5,025,315	$3,580,625	

(1) Refunding bonds issued to refund general obligation bonds, which were issued pursuant to the Measure Q Authorization, are not counted against Measure Q Authorization of $7.00 billion.
Source: Los Angeles Unified School District.

TABLE A-30
LOS ANGELES UNIFIED SCHOOL DISTRICT
Measure RR (Election of 2020) Bonds
($ in thousands)

Bond Issue	Aggregate Principal Amount	Outstanding Amount as of January 5, 2026	Date of Issue
Series RYRR (2021)	$ 300,000	$ 238,345	November 10, 2021
Series QRR (2022)	400,000	309,060	November 22, 2022
Series QRR (2023)	325,000	299,775	November 7, 2023
Series QRR (2024)	575,000	405,405	October 8, 2024
TOTAL	$1,600,000	$1,252,585	

Source: Los Angeles Unified School District.

TABLE A-31
LOS ANGELES UNIFIED SCHOOL DISTRICT
Measure US (Election of 2024) Bonds
($ in thousands)

Bond Issue	Aggregate Principal Amount	Outstanding Amount as of January 5, 2026	Date of Issue
Election of 2024, US Series A-1 (2025)	$ 430,780	$ 430,780	May 13, 2025
Election of 2024, US Series B (2025)	239,575	239,575	May 13, 2025
TOTAL	$670,355	$670,355	

Source: Los Angeles Unified School District.

Lease Obligations and Certificates of Participation. As of January 5, 2026, the District has outstanding lease obligations in the form of COPs in the aggregate principal amount of approximately $206.2 million. The District estimates that the aggregate payment of principal and interest evidenced by COPs will be approximately $268.1 million until the final maturity thereof. The District's lease obligations are not subject to acceleration in the event of a default thereof. The following Table A-32 sets forth the District's existing lease obligations paid from the District General Fund with respect to its outstanding COPs as of January 5, 2026. See " – Future Financings – *Lease Financings*" for more information.

TABLE A-32
LOS ANGELES UNIFIED SCHOOL DISTRICT
Certificates of Participation Lease Obligations Debt Service Schedule[(1)]
(as of January 5, 2026)

Fiscal Year Ending (June 30)	Paid From General Fund[(2)(3)]
2026	$ 4,659,568[(4)]
2027	28,515,337
2028	28,519,704
2029	28,507,595
2030	26,762,202
2031	26,758,791
2032	16,351,750
2033	16,347,075
2034	16,340,500
2035	16,332,675
2036	14,755,750
2037	14,755,375
2038	14,757,375
2039	14,760,000
Total[(3)]	$268,123,696

(1) The lease payments reflect the net obligations of the District due to the defeasance of certain COPs.
(2) The District expects to pay all or a portion of the final debt service payments evidenced by certain series of COPs from funds on deposit in the related debt service reserve fund.
(3) Total may not equal sum of component parts due to rounding.
(4) Only reflects remaining debt service for fiscal year ending June 30, 2026, as of January 1, 2026. Total debt service for fiscal year ending June 30, 2026 is $28.5 million.
Source: Los Angeles Unified School District.

Judgment Obligation Bonds. With respect to a portion of the District's pending and potential liabilities for sexual misconduct and similar claims including those brought pursuant to AB 218, the District has approved the issuance of certain judgment obligation notes and bonds for the refinancing and amortization of such claims resulting in settlement and final judgment of the court. On July 9, 2025, the District issued its Judgment Obligation Bonds, Series 2025A (Federally Taxable) in the principal amount of $308,150,000. See "DISTRICT FINANCIAL INFORMATION – Risk Management and Litigation – *Sexual Misconduct Cases*."

The refinancing and amortization of these claims over a ten-to-twenty-year period as general unsecured obligations of the District payable from legally available revenues will result in more manageable annual payment obligations in the near term and minimize detrimental impacts upon the District's operations and currently enrolled and future students. To provide for the issuance of the judgment obligation notes and bonds, the District Board, in June 2024, initially adopted an approving resolution and the District filed a complaint in the Los Angeles Superior Court for judicial validation in June 2024 (the "Initial Judgment Obligation Bond Approval"). Judicial validation is necessary for the District to deliver the notes, bonds and related agreements to the satisfaction of lenders and bond investors as legally enforceable obligations of the District meeting an exception to the constitutional debt limitation under the California

constitution. The court entered a judgment in the Initial Judgment Obligation Bond Approval in the District's favor on April 24, 2025 to the effect, among other things, that the District has the authority under California law to issue the Series 2025A Bonds, and that the Bonds, Indenture, and refunding of the 2024-25 Notes are valid, legal, and binding obligations of the District under California law. Pursuant to Section 870 of the California Code of Civil Procedure and Rule 2(a) of the California Rules of Court, the period during which a notice of appeal to the judgment in the Initial Judgment Obligation Bond Approval could be timely filed expired on May 27, 2025 and the judgment is binding and conclusive in accordance with California law. Pursuant to the Initial Judgment Obligation Bond Approval, the aggregate dollar amount of Judgments to be refunded by the Bonds cannot exceed $500,000,000.

As of January 1, 2026, the District has outstanding judgment obligation bonds in the aggregate principal amount of $308.2 million.

TABLE A-33
LOS ANGELES UNIFIED SCHOOL DISTRICT
Judgment Obligation Bonds Debt Service Schedule
(as of January 5, 2026)

Fiscal Year Ending (June 30)	Paid From General Fund[1]
2026	$ 7,599,345[2]
2027	29,597,353
2028	29,583,090
2029	29,570,429
2030	29,548,589
2031	29,517,432
2032	29,486,070
2033	29,454,445
2034	29,416,736
2035	29,380,095
2036	29,346,446
2037	29,308,979
2038	29,269,219
2039	29,226,389
2040	29,179,146
2041	29,133,519
Total[1]	$448,617,280

(1) Total may not equal sum of component parts due to rounding.
(2) Only reflects remaining debt service for fiscal year ending June 30, 2026, as of January 1, 2026. Total debt service for fiscal year ending June 30, 2026 is $11.1 million.
Source: Los Angeles Unified School District.

Non-Revolving Line of Credit. In order to pay judgments resulting from claims arising under AB 218 in the interim prior to the issuance of judgment obligation bonds as described above, the District has entered into a Non-Revolving Credit Agreement with Royal Bank of Canada pursuant to which the District may draw up to $196,418,801.79 (the "Line of Credit") through November 19, 2027. Draws on the Line of Credit bear interest at a variable interest rate and are payable from any available moneys of the District but are intended to be paid from proceeds of judgment obligation bonds. Currently, the District has outstanding draws on the Letter of Credit in the amount of $29,997,725.80. The District has made plans to draw an additional $66,085,630.00 on the Line of Credit on April 24, 2026. Subsequent to the draw on April 24, 2026, the District may draw an additional $100,335,445.99 from the Line of Credit.

Tax and Revenue Anticipation Notes. The District has no outstanding Tax and Revenue Anticipation Notes and does not intend to issue tax and revenue anticipation notes in fiscal year 2025-26.

Limitations Related to Receipt of Federal Subsidy Payments. Federal policies involving taxation, appropriations, borrowing (including the debt ceiling), trade (including tariffs), immigration, climate, change, clean energy, and other topics can shift, sometimes dramatically, from one presidential administration or Congress to another. From time to time, such shifts can result in reductions to the level of federal funding for a variety of policy priorities, including transportation, housing, healthcare, social services, and other federally funded programs.

On March 1, 2013, then-President Barack Obama signed an executive order (the "Sequestration Executive Order") to reduce budgetary authority in certain accounts subject to sequester in accordance with the Budget Control Act of 2011 (the "Budget Control Act") and the American Taxpayer Relief Act of 2012 (the "Taxpayer Relief Act"). Pursuant to the Sequestration Executive Order, budget authority for all accounts in the domestic mandatory spending category including, among others, accounts for the payments to issuers of "Direct Pay Bonds," which includes the District's outstanding Series J (Qualified School Construction Bonds) (the "Series J Bonds"), are subject to sequestration. Direct Pay Bonds are issued as taxable bonds and provide credits to the District from the federal government pursuant to Section 54AA(d) and 54AA(g) of the Code.

Pursuant to the Bipartisan Budget Act of 2013, enacted in December 2013, the District's Direct Pay Bonds are subject to the full amount of sequestration budget cuts. The federal subsidy for the Direct Pay Bonds for the federal fiscal year ended September 30, 2023, was reduced by 5.7%, and the U.S. Treasury Department has announced a decrease in subsidy amounts by 5.7% through federal fiscal year ending 2031. During the federal fiscal year ended September 30, 2025, the sequester resulted in a reduction in the aggregate amount of approximately $0.9 million with respect to the refundable credits for the Series J Bonds.

Congress can terminate, extend or otherwise modify reductions in federal subsidy payments on Direct Pay Bonds due to sequestration at any time. Furthermore, due to recent federal legislation, it was reported that the Congressional pay-as-you-go or PAYGO budget rule and scorecard could increase the overall sequestration percentage from the current level of 5.7% (under the Budget Control Act) to 100%. The Consolidated Appropriations Act of 2023, enacted in December 2022, prevented the PAYGO sequestration provisions from being triggered in January 2023 and delaying PAYGO sequestration until January 2025, absent further legislation. Accordingly, the District cannot predict what action, if any, that Congress may take with respect to the federal subsidy and its impact on the District's Direct Pay Bonds in future federal fiscal years. The District's Series J Bonds, however, are payable from and secured by ad valorem property taxes which are to be assessed in amounts sufficient to pay principal of and interest on the Series J Bonds when due. The County has levied and will continue to levy *ad valorem* property taxes in an amount sufficient to pay principal of and interest on the Series J Bonds when due regardless of the amount of federal subsidy.

Recently, several such policy shifts, including delays in grants and other appropriations, have been proposed or promulgated through presidential executive orders, and other official and unofficial actions at the federal level. The District receives federal funding for certain of its programs.

See "RISK FACTORS – Federal Funding" in the front part of this Official Statement for information on recent actions of the current federal administration related to a potential loss of Federal funding. The District cannot predict any action to be taken in carrying out the executive orders nor its effect on the District's federal funding or operations of the District.

Overlapping Debt Obligations

Set forth in Table A-34 on the following page is the report prepared by California Municipal Statistics Inc., which provides information with respect to direct and overlapping debt within the District as of January 1, 2026 (the "Overlapping Debt Report"). The Overlapping Debt Report is included for

general information purposes only. The District has not reviewed the Overlapping Debt Report for completeness or accuracy and makes no representations in connection therewith. The Overlapping Debt Report generally includes long-term obligations sold in the public credit markets by public agencies whose boundaries overlap the boundaries of the District. Such long-term obligations generally are not payable from revenues of the District (except as indicated) nor are they necessarily obligations secured by land within the District. In many cases, long-term obligations issued by a public agency are payable only from the general fund or other revenues of such public agency.

The first column in Table A-34 names each public agency which has outstanding debt as of the date of the report and whose territory overlaps the District in whole or in part. Column 2 shows the percentage of each overlapping agency's assessed value located within the boundaries of the District. This percentage, multiplied by the total outstanding debt of each overlapping agency (which is not shown in Table A-33) produces the amount shown in column 3, which is the apportionment of each overlapping agency's outstanding debt to taxable property in the District.

TABLE A-34
LOS ANGELES UNIFIED SCHOOL DISTRICT
Schedule of Direct and Overlapping Bonded Debt
As of January 1, 2026

2025-26 Assessed Valuation: $1,008,129,128,078

DIRECT AND OVERLAPPING TAX AND ASSESSMENT DEBT:	% Applicable	Debt 1/1/26
Metropolitan Water District	23.529%	$ 4,036,400
Los Angeles Community College District	81.827	3,848,937,513
Pasadena Area Community College District	0.001	1,238
Los Angeles Unified School District	**100.000**	**10,581,455,000**(1)
City of Los Angeles	99.944	949,542,958
Other Cities	Various	15,972,964
City Community Facilities Districts	100.000	52,085,000
Other City and Special District 1915 Act Bonds	0.003 -100.	16,574,294
TOTAL GROSS DIRECT AND OVERLAPPING TAX AND ASSESSMENT DEBT		$15,468,605,367
Less: **Los Angeles Unified School District General Obligation Bonds, Election of 2005, Series J (2010) Qualified School Construction Bonds: Amount accumulated in Interest and Sinking Fund and Set Asides for Repayment**		**229,565,000**
TOTAL NET DIRECT AND OVERLAPPING TAX AND ASSESSMENT DEBT		$15,239,040,367
DIRECT AND OVERLAPPING GENERAL FUND DEBT:		
Los Angeles County General Fund Obligations	46.165%	$1,737,211,585
Los Angeles County Superintendent of Schools Certificates of Participation	46.165	842,112
Pasadena Area Community College District Certificates of Participation	0.001	279
Los Angeles Unified School District Certificates of Participation	**100.000**	**206,200,000**
Los Angeles Unified School District Judgment Obligations	**100.000**	**338,147,726**
City of Los Angeles General Fund Obligations	99.944	2,071,886,945
Other City General Fund and Pension Obligation Bonds	Various	523,932,786
TOTAL GROSS DIRECT AND OVERLAPPING GENERAL FUND DEBT		$4,878,221,433
Less: City supported obligations		197,458
TOTAL NET DIRECT AND OVERLAPPING GENERAL FUND DEBT		$4,878,023,975
OVERLAPPING TAX INCREMENT DEBT:		
City of Los Angeles Redevelopment Agency (Successor Agency)	100.000%	$192,350,000
Other Redevelopment Agencies (Successor Agency)	Various	139,591,865
TOTAL OVERLAPPING TAX INCREMENT DEBT		$331,941,865
GROSS COMBINED TOTAL DEBT		$20,678,768,665(2)
NET COMBINED TOTAL DEBT		$20,449,006,207

Ratios to 2025-26 Assessed Valuation:

Direct Debt ($10,581,455,000)	**1.05%**
Net Direct Debt ($10,351,890,000)	**1.03%**
Total Gross Overlapping Tax and Assessment Debt	1.53%
Total Net Overlapping Tax and Assessment Debt	1.51%
Gross Combined Direct Debt ($11,125,802,726)	**1.10%**
Net Combined Direct Debt ($10,896,237,726)	**1.08%**
Gross Combined Total Debt	2.05%
Net Combined Total Debt	2.03%

Ratios to Redevelopment Incremental Valuation ($102,205,094,375)

Total Overlapping Tax Increment Debt	0.32%

(1) Does not include the Bonds.
(2) Excludes tax and revenue anticipation notes, enterprise revenue, mortgage revenue and non-bonded capital lease obligations.
Source: California Municipal Statistics, Inc.

Future Financings

General Obligation Bonds. The District may not issue general obligation bonds without voter approval and may not issue general obligation bonds in an amount greater than its bonding capacity. The District may not issue general obligation bonds under the Measure Q Authorization, the Measure RR Authorization or the Measure US Authorization, as applicable, if the tax rate levied to meet the debt service requirements under the related Authorization for general obligation bonds is projected to exceed $60 per year per $100,000 of taxable property in accordance with Article XIIIA of the State Constitution. See "CALIFORNIA CONSTITUTIONAL AND STATUTORY PROVISIONS RELATING TO *AD VALOREM* PROPERTY TAXES, DISTRICT REVENUES AND APPROPRIATIONS – Article XIIIA of the State Constitution" and "– Proposition 39" herein.

Pursuant to the Education Code, the District's bonding capacity for general obligation bonds may not exceed 2.5% of taxable property valuation in the District as shown by the last equalized assessment roll of the County. The taxable property valuation in the District for fiscal year 2025-26 is approximately $1 trillion, which results in a total bonding capacity of approximately $25 billion. The District's available capacity for the issuance of new general obligation bonds is approximately $14.5 billion, as of January 1, 2026. The fiscal year 2025-26 assessed valuation of property within the District's boundaries of approximately $1 trillion reflects an increase of 3.62% from fiscal year 2024-25. See "SECURITY AND SOURCE OF PAYMENT FOR THE BONDS – Assessed Valuation of Property Within the District" in the forepart of this Official Statement and "CALIFORNIA CONSTITUTIONAL AND STATUTORY PROVISIONS RELATING TO *AD VALOREM* PROPERTY TAXES, DISTRICT REVENUES AND APPROPRIATIONS – Article XIIIA of the State Constitution" herein. See also "RISK FACTORS – Natural Disasters, Drought, Climate Change and Sea Level Rise – Wildfires – 2025 Wildfires" in the forepart of this Official Statement.

Following the issuance of the Bonds, the District has $[___] authorized and unissued general obligation bond authorization remaining under the Measure Q Authorization and $[___] authorized and unissued general obligation bond authorization remaining under the Measure RR Authorization. The District may issue additional general obligation bonds or general obligation refunding bonds in the future depending upon project needs and market conditions.

As provided in the text of each of the ballots of Proposition BB, Measure K, Measure R, Measure Y, Measure Q, Measure RR, and Measure US, the District Board does not guarantee that the respective bonds authorized and issued under the Proposition BB, Measure K, Measure R, Measure Y, Measure Q, Measure RR, and Measure US Authorizations will provide sufficient funds to allow completion of all potential projects listed in connection with said measures.

Lease Financings. The District may finance capital projects through the execution and delivery of certificates of participation or other obligations secured by general fund lease payments from time to time. In particular, the District may utilize lease financing, from time to time, to fund projects that are not eligible to be funded with general obligation bond proceeds, that are not authorized to be funded under existing general obligation bond measures, or for which there is not sufficient general obligation bond authorization to fund. See also "– District Financial Policies and Related Practices – Debt Management Policy" herein.

Tax and Revenue Anticipation Notes. The District does not expect to issue tax and revenue anticipation notes in fiscal year 2025-26. The District may issue tax and revenue anticipation notes in future fiscal years depending on State and federal funding. The District may also issue tax and revenue anticipation notes as an interim financing mechanism in connection with its refinancing of claims arising from AB 218 and similar claims. See "– Judgment Obligation Bonds" above.

Judgment Obligation Notes and Bonds. In February 2026, the District Board adopted a resolution authorizing additional judgement obligation notes and bonds and filed a complaint in Los Angeles Superior

Court for judicial validation (the "Second Judgment Obligation Bond Approval"). The complaint seeks an order that the District has the authority under California law to issue the judgment obligation bonds described in the complaint, and that such judgment obligation bonds, a related credit facility and certain related legal documents are valid, legal, and binding obligations of the District under California law. Answers to the complaint must be filed by May 18 and the District cannot make any representation as to whether an answer will be received or when an order for validation will be made. The judgment obligation bonds approved in the Second Judgement Obligation Bond Approval will not be issued until such an order has been made. The Second Judgement Obligation Bond Approval authorizes the issuance of judgment obligation bonds to refund an aggregate $250,000,000 of Judgments.

Non-Revolving Line of Credit. Pursuant to the Second Judgement Obligation Bond Approval, the District is authorized to enter into a Credit Agreement with Wells Fargo Bank, N.A. pursuant to which it may draw up to $250,000,000 for a period of three years. The District does not intend to enter into such Credit Agreement until the validation action in the Second Judgment Obligation Bond Approval is complete.

CALIFORNIA CONSTITUTIONAL AND STATUTORY PROVISIONS RELATING TO *AD VALOREM* PROPERTY TAXES, DISTRICT REVENUES AND APPROPRIATIONS

Constitutionally Required Funding of Education

The State Constitution requires that from all State revenues there shall first be set apart the moneys to be applied by the State for the support of the public school system and public institutions of higher education. California school districts receive a significant portion of their funding from State appropriations. As a result, decreases as well as increases in State revenues can significantly affect appropriations made by the State Legislature to school districts.

Article XIIIA of the State Constitution

On June 6, 1978, California voters approved Proposition 13 ("Proposition 13"), which added Article XIIIA to the State Constitution ("Article XIIIA"). On June 3, 1986, California voters approved Proposition 46 ("Proposition 46") which amended Article XIIIA to permit local governments and school districts to increase the *ad valorem* property tax rate above 1% if two-thirds of those voting in a local election approve the issuance of such bonds and the proceeds of such bonds are used to acquire or improve real property. See "SECURITY AND SOURCE OF PAYMENT FOR THE BONDS – California Constitutional and Statutory Provisions Relating to *Ad Valorem* Property Taxes – *Article XIIIA of the California Constitution*" in the forepart of this Official Statement.

The provisions of Article XIIIA were subsequently modified pursuant to Proposition 39, which was approved by California voters on November 7, 2000. See "– Proposition 39" below. Article XIIIA defines full cash value to mean "the county assessor's valuation of real property as shown on the 1975-76 tax bill under "full cash value," or thereafter, the appraised value of real property when purchased, newly constructed, or a change in ownership has occurred after the 1975 assessment." The full cash value may be adjusted annually to reflect inflation at a rate not to exceed 2% per year, or a reduction in the consumer price index or comparable local data at a rate not to exceed 2% per year or reduced in the event of declining property value caused by substantial damage, destruction or other factors including a general economic downturn. Subsequent amendments further limit the amount of any *ad valorem* tax on real property to 1% of the full cash value except that additional taxes may be levied to pay debt service on bonded indebtedness approved by the requisite percentage of voters voting on the proposition.

Legislation Implementing Article XIIIA

Legislation has been enacted and amended a number of times since 1978 to implement Article XIIIA. Under current law, local agencies are no longer permitted to levy directly any *ad valorem* property tax (except to pay voter-approved indebtedness). The 1% *ad valorem* property tax is automatically levied by the County and distributed according to a formula among taxing agencies. The formula apportions the tax roughly in proportion to the relative shares of taxes levied prior to 1989.

Increases of assessed valuation resulting from reappraisals of property due to new construction, change in ownership or from the up to 2% annual inflationary adjustment of the 1% tax base are allocated among the various jurisdictions in the "taxing area" based upon their respective "situs." Any such allocation made to a local agency continues as part of its allocation in future years. Separate *ad valorem* property taxes to pay voter approved indebtedness such as general obligation bonds are levied by the County on behalf of the local agencies. Article XIIIA effectively prohibits the levying of any other *ad valorem* property tax above the Proposition 13 limit except for taxes to support such indebtedness.

The full cash value of taxable property under Article XIIIA represents the maximum taxable value for property. Accordingly, the fair market value for a given property may not be the equivalent of the full cash value under Article XIIIA. During periods in which the real estate market within the District evidences an upward trend, the fair market value for a given property, which has not been reappraised due to a change in ownership, may exceed the full cash value of such property. During periods in which the real estate market demonstrates a downward trend, the fair market value of a given property may be less than the full cash value of such property and the property owner may apply for a "decline in value" reassessment pursuant to Proposition 8. Reassessments pursuant to Proposition 8, if approved by the Office of the County Assessor, lower valuations of properties (where no change in ownership has occurred) if the current value of such property is lower than the full cash value of record of the property. See "SECURITY AND SOURCE OF PAYMENT FOR THE BONDS – Assessed Valuation of Property Within the District" in the forepart of this Official Statement. The value of a property reassessed as a result of a decline in value may change, but in no case may its full cash value exceed its fair market value. When and if the fair market value of a property which has received a downward reassessment pursuant to Proposition 8 increases above its Proposition 13 factored base year value, the Office of the County Assessor will enroll such property at its Proposition 13 factored base year value.

Proposition 19

On November 3, 2020, State voters approved Proposition 19, a legislatively referred constitutional amendment ("Proposition 19"), which amends Article XIIIA to (i) expand special rules that give property tax savings to homeowners that are over the age of 55, severely disabled, or whose property has been impacted by wildfire or natural disaster, when they buy a different home; (ii) narrow existing special rules for inherited properties; and (iii) dedicate most of the potential new State revenue generated from Proposition 19 toward fire protection. The District cannot make any representation regarding the effect Proposition 19 may have on District revenues or the assessed valuation of real property in the District. The District cannot provide make any representation regarding the effect Proposition 19 may have on District revenues or the assessed valuation of real property in the District. Any reduction of assessed valuation, however, would result in a corresponding increase in the annual tax rate levied by the County to pay the debt service on to the Bonds.

State-Assessed Utility Property

Some amount of property tax revenue of the District is derived from utility property which is considered part of a utility system with components located in many taxing jurisdictions. Under the State Constitution, such property is assessed by the State Board of Equalization ("SBE") as part of a "going concern" rather than as individual pieces of real or personal property. Such State-assessed property is

allocated to the counties by the SBE, taxed at special county-wide rates, and the tax revenues distributed to taxing jurisdictions (including the District) according to statutory formulae generally based on the distribution of taxes in the prior year.

The California electric utility industry has been undergoing significant changes in its structure and in the way in which components of the industry are regulated and owned. Sale of electric generation assets to largely unregulated, non-utility companies may affect how those assets are assessed, and which local agencies are to receive the property taxes. The District is unable to predict the impact of these changes on its utility property tax revenues, or whether legislation may be proposed or adopted in response to industry restructuring, or whether any future litigation may affect ownership of utility assets or the State's methods of assessing utility property and the allocation of assessed value to local taxing agencies, including the District. So long as the District is not a basic aid district, taxes lost through any reduction in assessed valuation will be compensated by the State as equalization aid under the State's school financing formula.

Article XIIIB of the State Constitution

An initiative to amend the State Constitution entitled "Limitation of Government Appropriations" was approved on September 6, 1979 thereby adding Article XIIIB to the State Constitution ("Article XIIIB"). In June 1990, Article XIIIB was amended by the voters through their approval of Proposition 111. Under Article XIIIB, the State and each local governmental entity have an annual "appropriations limit" and are not permitted to spend certain moneys that are called "appropriations subject to limitation" (consisting of tax revenues, State subventions and certain other funds) in an amount higher than the appropriations limit. Article XIIIB does not affect the appropriations of moneys that are excluded from the definition of "appropriations subject to limitation," including debt service on indebtedness existing or authorized as of January 1, 1979, or bonded indebtedness subsequently approved by the voters. In general terms, the appropriations limit is to be based on certain 1978-79 expenditures and is to be adjusted annually to reflect changes in costs of living and changes in population, and adjusted where applicable for transfer of financial responsibility of providing services to or from another unit of government. Among other provisions of Article XIIIB, if these entities' revenues in any year exceed the amounts permitted to be spent, the excess would have to be returned by revising tax rates or fee schedules over the subsequent two years. However, in the event that a school district's revenues exceed its spending limit, the district may, in any fiscal year, increase its appropriations limit to equal its spending by borrowing appropriations limit from the State, provided the State has sufficient excess appropriations limit in such year. See "STATE FUNDING OF SCHOOL DISTRICTS" herein.

The 2025-26 State Budget projects that the State will be below its appropriations limit (also referred to as the Gann Limit) for fiscal year 2025-26. The District Board adopted the annual appropriation limit for both fiscal year 2024-25 and fiscal year 2025-26 of approximately $4.00 billion and $4.01 billion, respectively. The limitation applies only to proceeds of taxes and therefore does not apply to service fees and charges, investment earnings on non-proceeds of taxes, fines, and revenue from the sale of property and taxes received from the State and federal governments that are tied to special programs.

Article XIIIC and Article XIIID of the State Constitution

On November 5, 1996, the voters of the State of California approved Proposition 218, popularly known as the "Right to Vote on Taxes Act." Proposition 218 added to the California Constitution Articles XIIIC and XIIID (respectively, "Article XIIIC" and "Article XIIID"), which contain a number of provisions affecting the ability of local agencies, including school districts, to levy and collect both existing and future taxes, assessments, fees and charges.

According to the "Title and Summary" of Proposition 218 prepared by the California Attorney General, Proposition 218 limits "the authority of local governments to impose taxes and property-related assessments, fees and charges." Among other things, Article XIIIC establishes that every tax is either a

"general tax" (imposed for general governmental purposes) or a "special tax" (imposed for specific purposes), prohibits special purpose government agencies such as school districts from levying general taxes, and prohibits any local agency from imposing, extending or increasing any special tax beyond its maximum authorized rate without a two-thirds percent vote; and also provides that the initiative power will not be limited in matters of reducing or repealing local taxes, assessments, fees and charges. Article XIIIC further provides that no tax may be assessed on property other than *ad valorem* property taxes imposed in accordance with Articles XIII and XIIIA of the California Constitution and special taxes approved by a two-thirds percent vote under Article XIIIA, Section 4.

On November 2, 2010, Proposition 26 was approved by State voters, which amended Article XIIIC to expand the definition of "tax" to include "any levy, charge, or exaction of any kind imposed by a local government" except the following: (1) a charge imposed for a specific benefit conferred or privilege granted directly to the payor that is not provided to those not charged, and which does not exceed the reasonable costs to the local government of conferring the benefit or granting the privilege; (2) a charge imposed for a specific government service or product provided directly to the payor that is not provided to those not charged, and which does not exceed the reasonable costs to the local government of providing the service or product; (3) a charge imposed for the reasonable regulatory costs to a local government for issuing licenses and permits, performing investigations, inspections, and audits, enforcing agricultural marketing orders, and the administrative enforcement and adjudication thereof; (4) a charge imposed for entrance to or use of local government property, or the purchase, rental, or lease of local government property; (5) a fine, penalty, or other monetary charge imposed by the judicial branch of government or a local government, as a result of a violation of law; (6) a charge imposed as a condition of property development; and (7) assessments and property-related fees imposed in accordance with the provisions of Article XIIID. Proposition 26 provides that the local government bears the burden of proving by a preponderance of the evidence that a levy, charge, or other exaction is not a tax, that the amount is no more than necessary to cover the reasonable costs of the governmental activity, and that the manner in which those costs are allocated to a payor bear a fair or reasonable relationship to the payor's burdens on, or benefits received from, the governmental activity.

Article XIIID deals with assessments and property-related fees and charges. Article XIIID explicitly provides that nothing in Article XIIIC or XIIID shall be construed to affect existing laws relating to the imposition of fees or charges as a condition of property development; however, it is not clear whether the initiative power is therefore unavailable to repeal or reduce developer and mitigation fees imposed by the District.

Proposition 98

On November 8, 1988, State voters approved Proposition 98, a combined initiative, constitutional amendment and statute called the "Classroom Instructional Improvement and Accountability Act" (the "Accountability Act"). The Accountability Act changed State funding of public education below the university level, and the operation of the State's Appropriations Limit, primarily by guaranteeing State funding for K-12 school districts and community college districts (collectively, "K-14 districts").

Under Proposition 98 (as modified by Proposition 111, which was enacted on June 5, 1990), K-14 districts are guaranteed the greater of (i) in general, a fixed percent of the State general fund's revenues ("Test 1"), (ii) the amount appropriated to K-14 districts in the prior year, adjusted for changes in the cost of living (measured as in Article XIIIB by reference to State per capita personal income) and enrollment ("Test 2"), or (iii) a third test, which would replace Test 2 in any year when the percentage growth in per capita State general fund revenues from the prior year plus 0.05% is less than the percentage growth in State per capita personal income ("Test 3"). Under Test 3, schools would receive the amount appropriated in the prior year adjusted for changes in enrollment and per capita State general fund revenues, plus an additional small adjustment factor. If Test 3 is used in any year, the difference between Test 3 and Test 2 would become a "credit" to schools which would be the basis of payments in future years when per capita

State general fund revenue growth exceeds per capita personal income growth. Legislation adopted prior to the end of fiscal year 1988-89 that implemented Proposition 98, determined the K-14 districts' funding guarantee under Test 1 to be 40.3% of the State general fund tax revenues, based on 1986-87 appropriations. However, that percentage has been adjusted to 34.559% to account for a subsequent redirection of local property taxes whereby a greater proportion of education funding now comes from local property taxes.

Proposition 98 permits the State Legislature, by a two-thirds vote of both houses of the State Legislature and with the Governor's concurrence, to suspend the K-14 districts' minimum funding formula for a one-year period. In the fall of 1989, the State Legislature and the Governor utilized this provision to avoid having 40.3% of revenues generated by a special supplemental sales tax enacted for earthquake relief go to K-14 districts. In the fall of 2004, the State Legislature and the Governor agreed to suspend the K-14 districts' minimum funding formula set forth pursuant to Proposition 98 in order to address a projected shortfall during fiscal year 2004-05. Proposition 98 also contains provisions transferring certain State tax revenues in excess of the Article XIIIB limit to K-14 districts.

The 2024-25 State Budget suspended the Proposition 98 guarantee in 2023-24, which created a maintenance factor payment to be paid in future fiscal years of approximately $8.3 billion in 2023-24 and $4.1 billion in 2024-25. The maintenance factor obligation will be paid in addition to the Proposition 98 guarantee funding in 2024-25. The 2025-26 State Budget put the Proposition 98 guarantee under Test 1 for fiscal year 2025-26 and created a $1.9 billion settle-up payment in fiscal year 2024-25 . The 2026-27 Proposed State Budget recognizes an outstanding maintenance factor of $8.3 billion and proposes a $5.6 billion settle-up payment in fiscal year 2025-26 with no other mandatory payments projected for in fiscal years 2025-26 or 2026-27. See "STATE FUNDING OF SCHOOL DISTRICTS – State Budget Act – 2025-26 State Budget" And "– Proposed 2026-27 State Budget."

Proposition 39

Proposition 39, which was approved by California voters in November 2000 ("Proposition 39"), provides an alternative method for passage of school facilities bond measures by lowering the constitutional voting requirement from two-thirds to 55% of voters and allows property taxes to exceed the current 1% limit in order to repay such bonds. The lower 55% vote requirement would apply only to bond issues to be used for construction, rehabilitation, or equipping of school facilities or the acquisition of real property for school facilities. The State Legislature enacted additional legislation which placed certain limitations on this lowered threshold, requiring that (i) two-thirds of the governing board of a school district approve placing a bond issue on the ballot, (ii) the bond proposal be included on the ballot of a Statewide or primary election, a regularly scheduled local election, or a Statewide special election (rather than a school district election held at any time during the year), (iii) the tax rate levied as a result of any single election not exceed $25 for a community college district, $60 for a unified school district, or $30 for an elementary school or high school district per $100,000 of taxable property value, and (iv) the governing board of the school district appoint a citizen's oversight committee to inform the public concerning the spending of the bond proceeds. In addition, the school board of the applicable district is required to perform an annual, independent financial and performance audit until all bond funds have been spent to ensure that the funds have been used only for the projects listed in the measure. The District's Measure K, Measure R, Measure Y, Measure Q, Measure RR, and Measure US bond programs were authorized pursuant to Proposition 39. See "DISTRICT FINANCIAL INFORMATION – District Debt – *General Obligation Bonds*" herein. The District is in full compliance with all Proposition 39 requirements.

Proposition 1A

Proposition 1A, which was approved by California voters in November 2004 ("Proposition 1A"), provides that the State may not reduce any local sales tax rate, limit existing local government authority to levy a sales tax rate or change the allocation of local sales tax revenues, subject to certain exceptions. Proposition 1A generally prohibits the State from shifting to schools or community colleges any share of

property tax revenues allocated to local governments for any fiscal year, as set forth under the laws in effect as of November 3, 2004. Any change in the allocation of property tax revenues among local governments within a county must be approved by two-thirds of both houses of the Legislature. Proposition 1A provided, however, that beginning in fiscal year 2008-09, the State could shift to schools and community colleges up to 8% of local government property tax revenues, which amount must be repaid, with interest, within three years, if the Governor proclaims that the shift is needed due to a severe state financial hardship, the shift is approved by two-thirds of both houses of the State Legislature and certain other conditions are met. The State may also approve voluntary exchanges of local sales tax and property tax revenues among local governments within a county. Proposition 1A also provides that if the State reduces the vehicle license fee rate below 0.65% of vehicle value, the State must provide local governments with equal replacement revenues. Further, Proposition 1A requires the State, beginning July 1, 2005, to suspend State mandates affecting cities, counties and special districts, excepting mandates relating to employee rights, schools or community colleges, in any year that the State does not fully reimburse local governments for their costs to comply with such mandates. The State's ability to initiate future exchanges and shifts of funds will be limited by Proposition 22. See "– Proposition 22" below.

Proposition 22

Proposition 22, which was approved by California voters in November 2010, prohibits the State, even during a period of severe fiscal hardship, from delaying the distribution of tax revenues for transportation, redevelopment, or local government projects and services and prohibits fuel tax revenues from being loaned for cash-flow or budget balancing purposes to the State general fund or any other State fund. Due to the prohibition with respect to State's ability to take, reallocate, and borrow money raised by local governments for local purposes, Proposition 22 supersedes certain provisions of Proposition 1A of 2004. See "– Proposition 1A" herein. In addition, Proposition 22 generally eliminated the State's authority to temporarily shift property taxes from cities, counties, and special districts to schools, temporarily increased school and community college district's share of property tax revenues, prohibited the State from borrowing or redirecting redevelopment property tax revenues or requiring increased pass-through payments thereof, and prohibited the State from reallocating vehicle license fee revenues to pay for State-imposed mandates. In addition, Proposition 22 requires a two-thirds vote of each house of the State Legislature and a public hearing process to be conducted in order to change the amount of fuel excise tax revenues shared with cities and counties. The LAO stated that Proposition 22 would prohibit the State from enacting new laws that require redevelopment agencies to shift funds to schools or other agencies. However, the California Supreme Court, in *California Redevelopment Association v. Matosantos*, held that the dissolution provisions set forth in Assembly Bill No. 26 of the First Extraordinary Session (2011) were constitutional and permitted the State to allocate revenues that would have been directed to the redevelopment agencies to make pass-through payments (*i.e.*, payments that such entities would have received under prior law) to local agencies and to successor agencies for retirement of the debts and certain administrative costs of the redevelopment agencies.

Proposition 22 prohibits the State from borrowing sales taxes or excise taxes on motor vehicle fuels or changing the allocations of those taxes among local government except pursuant to specified procedures involving public notices and hearings. In addition, Proposition 22 requires that the State apply the formula setting forth the allocation of State fuel tax revenues to local agencies revert to the formula in effect on June 30, 2009. The LAO stated that Proposition 22 would require the State to adopt alternative actions to address its fiscal and policy objectives, particularly with respect to short-term cash flow needs. The District does not believe that the adoption of Proposition 22 will have a significant impact on their respective revenues and expenditures.

Proposition 30

Proposition 30, which was approved by voters in the State in November 2012 ("Proposition 30") authorized the State to temporarily increase the maximum marginal personal income tax rates for

individuals, heads of households and joint filers above 9.3% by creating three additional tax brackets of 10.3%, 11.3% and 12.3%. The tax increases set forth in Proposition 30 were in effect from tax year 2012 to tax year 2018. In addition, Proposition 30 temporarily increased the State's sales and use tax rate by 0.25% from 2013 to 2016.

Pursuant to Proposition 30, the State included revenues from the temporary tax increases in the general fund calculation of the Proposition 98 minimum guarantee for education spending. The State deposited a portion of the new general fund revenues into an Education Protection Account established to support funding for schools and community colleges. The remainder of the new general fund revenues was available to help the State balance its budget through fiscal year 2017-18. However, the allocation of such revenues to particular programs was subject to the discretion of the Governor and the State Legislature.

In addition, Proposition 30 amended the State Constitution to address certain provisions relating to the realignment of State program responsibilities to local governments. Proposition 30 required the State to continue to provide tax revenues that were redirected in calendar year 2011 (or equivalent funds) to local governments to pay for transferred program responsibilities. Further, Proposition 30 permanently excluded sales tax revenues that are redirected to local governments from the calculation of the Proposition 98 minimum guarantee for schools and community colleges.

The Proposition 30 sales and use tax increases expired at the end of the 2016 tax year. Under Proposition 30, the personal income tax increases were set to expire at the end of the 2018 tax year. The voters, however, approved on November 8, 2016 the California Tax Extension to Fund Education and Healthcare Initiative ("Proposition 55"), which extended by twelve years the temporary personal income tax increases on incomes over $250,000 that was first enacted by Proposition 30. Revenues from the tax increase will be allocated to school districts and community colleges in the State.

Proposition 2

General. Proposition 2, which included certain constitutional amendments to the BSA and, upon its approval, triggered the implementation of certain provisions which could limit the amount of reserves that may be maintained by a school district, was approved by the voters in the November 2014 election.

Budget Stabilization Account. The Proposition 2 constitutional amendments related to the BSA (i) require deposits into the BSA whenever capital gains revenues rise to more than 8% of general fund tax revenues; (ii) set the maximum size of the BSA at 10% of general fund revenues; (iii) for the next 15 years, require half of each year's deposit to be used for supplemental payments to pay down the budgetary debts or other long-term liabilities and, thereafter, require at least half of each year's deposit to be saved and the remainder used for supplemental debt payments or savings; (iv) allow the withdrawal of funds only for a disaster or if spending remains at or below the highest level of spending from the past three years; (v) require the State to provide a multiyear budget forecast; and (vi) create a Proposition 98 reserve (defined herein as the "Proposition 98 Rainy Day Fund") to set aside funds in good years to minimize future cuts and smooth school spending. The State may deposit amounts into such account only after it has paid all amounts owing to school districts relating to the Proposition 98 maintenance factor for fiscal years prior to fiscal year 2014-15. The State, in addition, may not transfer funds to the Proposition 98 Rainy Day Fund unless the State is in a Test 1 year under Proposition 98 or in any year in which a maintenance factor is created. For more information on limitations on school district reserves and the District's commitment of funds in fiscal years 2024-25 and 2025-26, see "STATE FUNDING OF SCHOOL DISTRICTS – Limitations on School District Reserves."

SB 858. Senate Bill 858 ("SB 858") became effective upon the passage of Proposition 2. SB 858 includes provisions which could limit the amount of reserves that may be maintained by a school district in certain circumstances. Under SB 858, in any fiscal year immediately following a fiscal year in which the State has made a transfer into the Proposition 98 Rainy Day Fund, any adopted or revised budget by a

school district would need to contain a combined unassigned and assigned ending fund balance that (a) for school districts with an ADA of less than 400,000, is not more than two times the amount of the reserve for economic uncertainties mandated by the Education Code, or (b) for school districts with an ADA that is more than 400,000, is not more than three times the amount of the reserve for economic uncertainties mandated by the Education Code. In certain cases, the county superintendent of schools may grant a school district a waiver from this limitation on reserves for up to two consecutive years within a three-year period if there are certain extraordinary fiscal circumstances.

SB 751. Senate Bill 751 ("SB 751"), enacted on October 11, 2017, alters the reserve requirements imposed by SB 858. Under SB 751, in a fiscal year immediately after a fiscal year in which the amount of moneys in the Proposition 98 Rainy Day Fund is equal to or exceeds 3% of the combined total general fund revenues appropriated for school districts and allocated local proceeds of taxes for that fiscal year, a school district budget that is adopted or revised cannot have an assigned or unassigned ending fund balance that exceeds 10% of those funds. SB 751 excludes from the requirements of those provisions basic aid school districts (also known as community funded districts) and small school districts having fewer than 2,501 units of average daily attendance.

Although the 2024-25 State Budget provides for a discretionary payment of approximately $1.1 billion to the Proposition 98 Rainy Day Fund in fiscal year 2024-25, the 2024-25 State Budget also provides for a withdrawal of the entire $8.4 billion balance in the Proposition 98 Rainy Day Fund in fiscal year 2023-24, leaving a projected balance of $1.1 billion at the end of fiscal year 2024-25. The 2025-26 State Budget replaces the discretionary payment of $1.1 billion into the Proposition 98 Rainy Day Fund in 2024-25 with a mandatory payment of $1.2 billion, and another mandatory payment in 2025-26 of $376 million. School district reserve caps will not be triggered in fiscal year 2024-25 and are not projected to be triggered in fiscal year 2025-26. The District, which has an ADA of over 250,001 students, is required to maintain a reserve for economic uncertainty in an amount equal to 1% of its general fund expenditures and other financing uses. For more information on limitations on school district reserves and the District's commitment of funds in fiscal year 2023-24, see "STATE FUNDING OF SCHOOL DISTRICTS – Limitations on School District Reserves" and "– 2025-26 State Budget."

The District does not expect SB 858 or SB 751 to adversely affect its ability to pay the principal of and interest on the Bonds as and when due.

State School Facilities Bonds

General. The District applies for apportionments from State bond initiatives and historically has received funding from such State bond initiatives. No assurances can be given that the District will continue to apply for apportionments from current or future State bond initiatives or that the District will continue to receive funding from State bond initiatives for which it applies. Typically, the District receives State funds from the below mentioned propositions. As a result, as of January 1, 2025, the District has received $296.84 million in General Funds.

Proposition 47. The Class Size Reduction Kindergarten – University Public Education Facilities Bond Act of 2002 appeared on the November 5, 2002 ballot as Proposition 47 ("Proposition 47") and was approved by State voters. Proposition 47 authorized the sale and issuance of $13.05 billion in general obligation bonds by the State to fund construction and renovation of K-12 school facilities ($11.4 billion) and higher education facilities ($1.65 billion). Proposition 47 includes $6.35 billion for acquisition of land and new construction of K-12 school facilities. Of this amount, $2.9 billion is set aside to fund backlog projects for which school districts submitted applications to the State on or prior to February 1, 2002. The balance of $3.45 billion would be used to fund projects for which school districts submitted applications to the State after February 1, 2002. To be eligible for bond proceeds under Proposition 47, K-12 school districts are required to pay 50% of the costs for land acquisition and new construction with local revenues. In addition, Proposition 47 provided that up to $100 million of the $3.45 billion would be allocated for

charter school facilities. Proposition 47 provides up to $3.3 billion for reconstruction or modernization of existing K-12 school facilities. Of this amount, $1.9 billion will be set aside to fund backlog projects for which school districts submitted applications to the State on or prior to February 1, 2002 and the balance of $1.4 billion would be used to fund projects for which school districts submitted applications to the State after February 1, 2002. K-12 school districts will be required to pay 40% of the costs for reconstruction or modernization with local revenues. Proposition 47 provides a total of $1.7 billion to K-12 school districts which are considered critically overcrowded, specifically to schools that have a large number of pupils relative to the size of the school site. In addition, $50 million will be available to fund joint-use projects. Proposition 47 also includes $1.65 billion to construct new buildings and related infrastructure, alter existing buildings and purchase equipment for use in the State's public higher education systems. As of January 1, 2025, the District has received approximately $949.88 million in funds attributable to Proposition 47.

Proposition 55 (2004). The Kindergarten-University Public Education Facilities Bond Act of 2004 appeared on the March 2, 2004 ballot as Proposition 55 ("Proposition 55 (2004)") and was approved by State voters. Proposition 55 (2004) authorizes the sale and issuance of $12.3 billion in general obligation bonds by the State to fund construction and renovation of public K-12 school facilities ($10 billion) and public higher education facilities ($2.3 billion). Proposition 55 (2004) includes $5.26 billion for the acquisition of land and construction of new school buildings. Under Proposition 55 (2004), a school district is required to provide a 50% matching share for new construction or a 60% matching share for modernization projects with local resources unless it qualifies for state hardship funding. Proposition 55 (2004) also allocates up to $300 million of new construction funds for charter school facilities.

Proposition 55 (2004) makes $2.25 billion available for the reconstruction or modernization of existing public school facilities. School districts would be required to pay 40% of project costs from local resources. Proposition 55 (2004) directs a total of $2.44 billion to school districts with schools which are considered critically overcrowded. These funds would go to schools that have a large number of pupils relative to the size of the school site. Proposition 55 (2004) also makes a total of $50 million available to fund joint-use projects. Proposition 55 (2004) includes $2.3 billion to construct new buildings and related infrastructure, alter existing buildings and purchase equipment for use in these buildings for the State's public higher education systems. The measure allocates $690 million to the University of California and California State University and $920 million to community colleges in the State. The Governor and the State Legislature select specific projects to be funded by the bond proceeds. As of January 1, 2025, the District has received approximately $2.31 billion in funds attributable to Proposition 55 (2004).

Proposition 1D. The Kindergarten-University Public Education Facilities Bond Act of 2006 was approved by State voters at the November 7, 2006 ballot as Proposition 1D ("Proposition 1D"). Proposition 1D authorizes the sale and issuance of $10.4 billion in general obligation bonds by the State to fund construction and renovation of public K-12 school facilities ($7.3 billion) and public higher education facilities ($3.1 billion). Proceeds of bonds issued by the State under Proposition 1D are required to be deposited in the 2006 State School Facilities Fund established in the State Treasury under the Greene Act and allocated by the State Allocation Board. Proposition 1D includes $1.9 billion for land acquisition and construction of new school buildings. Under Proposition 1D, a school district is required to pay for 50% of costs with local resources unless it qualifies for state hardship funding. Proposition 1D also allocates $500 million for charter school facilities.

Proposition 1D makes $3.3 billion available for the reconstruction or modernization of existing public school facilities. Districts would be required to pay 40% of project costs from local resources. Proposition 1D directs a total of $1.0 billion to school districts with schools that are considered critically overcrowded. These funds would go to schools that have a large number of pupils relative to the size of the school site. Proposition 1D also makes a total of $29 million available to fund joint-use projects. Proposition 1D includes $3.1 billion to construct new buildings and related infrastructure, alter existing buildings and purchase equipment for use in these buildings for the State's public higher education systems.

Pursuant to Proposition 1D, the Governor and the State Legislature select specific projects to be funded by the bond proceeds. As of January 1, 2025, the District has received approximately $819.50 million in funds attributable to Proposition 1D.

Proposition 51. The Kindergarten Through Community College Public Education Facilities Bond Act of 2016 was approved by State voters at the November 8, 2016 ballot as Proposition 51 ("Proposition 51"). Proposition 51 authorizes the sale and issuance of $9 billion in general obligation bonds by the State to fund new construction of school facilities ($3 billion), school facilities for charter schools ($500 million), modernization of school facilities ($3 billion), facilities for career technical education programs ($500 million), and acquisition, construction, renovation, and equipping of community college facilities ($2 billion). Proceeds of bonds issued by the State for K-12 under Proposition 51 are required to be deposited in the 2016 State School Facilities Fund established in the State Treasury under the Greene Act and allocated by the State Allocation Board. As of January 1, 2025, the District has received approximately $397.31 million in funds attributable to Proposition 51.

Proposition 2 (2024). The Kindergarten Through Grade 12 Schools and Local Community College Public Education Facilities Modernization, Repair and Safety Bond Act of 2024 (also known as Proposition 2 and referred to herein as "Proposition 2 (2024)") was a ballot measure that was approved by State voters on November 5, 2024. Proposition 2 (2024) authorizes the sale and issuance of $10 billion in State general obligation bonds for the repair, upgrade and construction of facilities at K-12 public schools, community colleges and career technical education programs, including the development of health and safety conditions. Proposition 2 (2024) includes $3.3 billion for the new construction of K-12 facilities and an additional $4 billion for the modernization of existing K-12 facilities. Up to $10 million of the allocation for new constructions will be reserved for small school districts with an enrollment of fewer than 2,501 students. Of the $4 billion assigned for modernization of existing K-12 facilities, up to $115 million will be allocated for the repairment of lead in water at school facilities. In addition, a total of $1.2 billion will be available for the modernization and new construction of charter school facilities ($600 million) and technical education facilities ($600 million). The State will award funds to technical education and charter school through an application process, and charter schools must be deemed financially sound before project approval. The District is pursuing but cannot guarantee that it will qualify for or receive Proposition 2 (2024) State facilities funding.

Future Initiatives

The foregoing described amendments to the State Constitution and propositions were each adopted as measures that qualified for the ballot pursuant to the State's initiative process. From time to time, other initiative measures could be adopted that further affect District revenues or the District's ability to expend revenues.

REGIONAL ECONOMIC AND DEMOGRAPHIC INFORMATION

The District is located in the City of Los Angeles and portions of the County of Los Angeles. The following economic and demographic information pertains to the City of Los Angeles (the "City") and the County of Los Angeles (the "County"). The historical data and results presented in the tables that follow may differ materially from future results as a result of economic or other factors.

Population

The following Table A-35 sets forth the estimates of the population of the City, the County and the State in calendar years 2021 through 2025.

TABLE A-35
POPULATION ESTIMATES
2021 through 2025

Year (as of January 1)	City of Los Angeles	County of Los Angeles	State of California
2021	3,879,845	9,966,353	39,369,530
2022	3,823,241	9,870,212	39,179,680
2023	3,808,185	9,834,286	39,228,444
2024	3,819,600	9,484,643	39,420,663
2025	3,835,263	9,876,811	39,529,101

Source: Department of Finance, 2020 Census Benchmark.

Income

The following Table A-36 sets forth the median household income for the City, the County, the State and the United States for calendar years 2020 through 2024.

TABLE A-36
MEDIAN HOUSEHOLD INCOME[1]
2020 through 2024

Year	City of Los Angeles	County of Los Angeles	State of California	United States
2020	$65,290	$71,358	$78,672	$64,994
2021	70,372	77,456	84,907	69,717
2022	76,135	82,516	91,551	74,755
2023	79,701	86,587	95,521	77,719
2024	82,263	90,845	100,149	83,730

(1) Estimated. In inflation-adjusted dollars.
Source: U.S. Census Bureau – Economic Characteristics – American Community Survey.

The following Table A-37 sets forth the distribution of income by certain income groupings per household for the City, the County, the State and the United States for calendar year 2024.

TABLE A-37
INCOME GROUPINGS 2024[1]
(Percent of Households)

Income Per Household	City of Los Angeles	County of Los Angeles	State of California	United States
$24,999 & Under	17.4%	14.3%	12.6%	14.4%
$25,000-49,999	14.7	13.9	12.8	16.2
$50,000 & Over	67.8	71.7	74.6	69.4

(1) Estimated. In inflation-adjusted dollars. Data may not add up due to rounding.
Source: U.S. Census Bureau – Economic Characteristics – American Community Survey.

Employment

The District is within the Los Angeles-Long Beach Primary Metropolitan Statistical Area Labor Market (Los Angeles County). The following Table A-38 sets forth wage and salary employment in the County from calendar years 2020 through 2024.

TABLE A-38
LABOR FORCE AND EMPLOYMENT IN THE COUNTY OF LOS ANGELES[1]
2020 through 2024

	2020	2021	2022	2023	2024
Civilian Labor Force	4,972,600	4,999,700	5,021,800	5,055,300	5,109,800
Employment	4,363,200	4,551,600	4,771,700	4,799,000	4,812,600
Unemployment	609,400	448,100	250,100	256,200	297,200
Unemployment Rate	12.3%	9.0%	5.0%	5.1%	5.8%
Wage and Salary Employment					
Farm	4,400	4,600	4,800	4,700	4,800
Mining and Logging	1,700	1,600	1,700	1,700	1,700
Construction	146,600	149,000	151,300	151,200	150,900
Manufacturing	315,400	313,100	321,700	318,400	310,800
Trade, Transportation and Utilities	784,600	814,000	833,500	822,900	814,000
Information	191,100	208,800	234,900	193,100	189,800
Financial Activities	213,200	213,200	215,700	210,900	208,700
Professional and Business Services	601,000	630,800	666,900	656,800	657,800
Educational and Health Services	821,700	844,400	871,100	920,300	969,400
Leisure and Hospitality	393,700	434,200	512,400	534,100	537,400
Other Services	128,800	135,700	153,000	157,400	158,400
Government	570,200	560,200	570,000	582,200	591,100
Total[1]	4,172,500	4,309,700	4,536,900	4,553,700	4,594,700

(1) Totals may not equal sum of component parts due to rounding.
Source: California Employment Development Department, Labor Market Information Division.

The following Table A-39 sets forth taxable sales in the County for the calendar years 2020 through 2024.

TABLE A-39
COUNTY OF LOS ANGELES
TAXABLE TRANSACTIONS[1]
2020 through 2024
($ in thousands)

Type of Business	2020	2021	2022	2023	2024
Motor Vehicle and Parts Dealers	$ 18,534,326	$ 23,555,049	$ 25,236,081	$ 23,452,327	$ 22,342,073
Home Furnishings and Appliance Stores	6,608,482	8,177,309	7,682,325	6,977,305	6,828,450
Building Materials and Garden Equipment and Supplies Dealers	9,556,946	10,450,185	10,997,781	10,640,811	10,598,631
Food and Beverage Stores	7,650,294	7,861,401	8,137,012	8,224,646	8,470,793
Gasoline Stations	8,132,307	12,405,237	16,114,153	14,239,588	13,272,921
Clothing and Clothing Accessories Stores	9,498,705	13,957,944	14,388,631	13,904,314	14,129,936
General Merchandise Stores	12,263,784	14,541,309	15,072,717	14,514,788	14,407,505
Food Services and Drinking Places	17,006,158	23,577,050	27,861,821	29,314,178	30,112,124
Other Retail Group	24,164,972	24,407,441	24,618,548	24,281,294	23,658,601
Total Retail and Food Services	$113,415,974	$138,932,925	$150,109,069	$145,470,173	$143,821,035
All Other Outlets	$ 44,322,010	$ 53,340,253	$ 62,671,752	$ 61,880,723	$61,989,033
TOTAL ALL OUTLETS	$157,737,984	$192,273,178	$212,780,821	$207,350,896	$205,810,69

[1] Totals may not equal sum of component parts due to rounding.
Source: California Department of Tax and Fee Administration, Taxable Sales in California.

Leading County Employers

The economic base of the County is diverse with no one sector being dominant. Some of the leading activities include government (including education), business/professional management services (including engineering), health services (including training and research), tourism, distribution, and entertainment. The following Table A-40 sets forth the major employers in the County as of August 2025.

TABLE A-40
COUNTY OF LOS ANGELES
MAJOR EMPLOYERS[1]
2025

Employer	Product/Service	Employees
Los Angeles County	Government	117,000
Los Angeles Unified School District	Education	78,874
University of California, Los Angeles	Education	57,411
Kaiser Permanente Southern California	Nonprofit health plan	47,897
City of Los Angeles[2]	Government	34,320
University of Southern California	Private university	25,741
Cedars-Sinai	Healthcare organization	18,087
Northrop Grumman Corp.	Systems and products in aerospace, electronics and information systems	16,600
Walt Disney Co.	Media and entertainment	13,400
NBCUniversal	Media and entertainment	13,000
UPS	Logistics, transportation and freight	12,000
Los Angeles Department of Water & Power	Energy	12,000
Providence	Health care	11,500
Home Depot	Home improvement retailer	11,000
Target Corp.	Retailer	11,000
Boeing Co.	Aerospace and defense, commercial jetliners, space and security systems	10,700
Long Beach Unified School District	Education	10,000
Albertsons Cos.	Retail grocer	10,000
California Institute of Technology	Private university, operator of Jet Propulsion Laboratory	8,396
AT&T Inc.	Telecommunications, DirecTV, cable, satellite and television provider	8,000
Amazon	Online retailer	7,000
Allied Universal	Provider of security services and technology solutions	6,800
City of Hope	Treatment and research center for cancer, diabetes, and life-threatening diseases	6,700
City of Long Beach	Government	5,581
Bank of America Corp.	Banking and financial services	5,530
Children's Hospital Los Angeles	Nonprofit freestanding children's hospital	5,305
Costco Wholesale	Membership chain of warehouse stores	5,300
Los Angeles County Metropolitan Transportation Authority	Transportation	5,000
California State University, Northridge	Education	4,807
Capital Group	Financial services	4,600
California State University, Long Beach	Education	4,458
Pomona Unified School District	Education	4,000
Los Angeles World Airports	Airport authority owner and operator	3,500
Antelope Valley Medical Center	High quality, compassionate healthcare to the community since 1955	2,800
Cal Poly Pomona	Education	2,710
Cal State Dominguez Hills	Education	2,700
Deloitte LLP and subsidiaries	Audit, tax, advisory and consulting services	2,610
California State University, Los Angeles	Education	2,575
Glendale Unified School District	Education	2,200
City of Santa Monica	Government	2,000
City of Pasadena	Government	2,000
Montebello Unified School District	Education	1,900
Santa Monica Community College District	Education	1,800
Antelope Valley Union High School District	Education	1,200
Conejo Valley School District	Education	1,100
Port of Los Angeles	Trade gateway	1,009
Mt. San Antonio Community College District	Education	1,000

[1] This information was provided by representatives of the employers, company financial and annual budget reports, company LinkedIn profiles. Government agencies and companies are ranked by the current number of full-time employees in the County. Several organizations and companies may have qualified for this list but failed to submit information or do not break out local employment data.
[2] Excludes proprietary departments (LADWP, LAWA, Port of LA).
Source: "Largest Public-Sector Employers" and "Largest Private Sector Employers," *Los Angeles Business Journal*, August 26-September 1, 2025.

Construction

The following Table A-41 sets forth the valuation of permits for new residential buildings and the number of new single-family and multi-family dwelling units in the City for the years 2020 through 2024.

TABLE A-41
CITY OF LOS ANGELES
PERMIT VALUATIONS AND UNITS OF CONSTRUCTION[1]
2020 through 2024
($ in thousands)

Year	New Residential Valuation	New Single Family Dwelling Units	New Multi-Family Dwelling Units	Total New Units
2020	$3,235,640	1,887	10,448	12,335
2021	3,013,650	2,469	11,667	14,136
2022	3,783,606	3,042	13,049	16,091
2023	2,389,320	689	8,438	9,127
2024[2]	1,294,450	349	2,982	3,331

(1) Total may not equal sum of component parts due to rounding.
(2) Values include data through June 30, 2024.
Source: California Homebuilding Foundation | Construction Industry Research Board.

The following Table A-42 sets forth information with respect to building permits and building valuations in the County from 2020 through 2024.

TABLE A-42
COUNTY OF LOS ANGELES
BUILDING PERMITS AND VALUATIONS[1]
2020 through 2024

	2020	2021	2022	2023	2024[2]
Residential Building Permits (Units)					
New Residential Permits					
Single Family	6,198	7,327	8,301	2,462	1,207
Multi-Family	14,056	16,718	18,912	7,769	4,381
Total Residential Building Permits	20,254	24,045	27,213	10,231	5,588
Building Valuations ($ in millions)					
Residential Building Valuations					
Single Family	$1,874	$2,086	$2,180	$1,056	$ 575
Multi-Family	2,790	3,027	3,524	1,369	681
Alterations and Additions	1,014	908	1,423	1,060	1,112
Residential Building Valuations Subtotal	$5,678	$6,021	$7,127	$3,485	$2,369
Non-Residential Building Valuations					
New Industrial Buildings	$ 32	$ 28	$ 25	$ 129	$ 3
Office Buildings	242	162	69	75	103
Store & Other Mercantile	897	170	879	348	146
Hotels and Motels	232	53	40	68	0
Alterations and Additions	1,241	946	2,417	1,352	918
Amusement and Recreation	2	38	3	15	113
Parking Garages	103	0	80	445	99
Service Stations and Repair Garages	72	1	6	1	0
Other	691	466	661	497	261
Non-Residential Building Valuations Subtotal	$3,513	$1,863	$4,184	$2,929	$1,642
Total Building Valuations	$9,191	$7,884	$11,311	$6,414	$4,011

(1) Totals may not equal sum of component parts due to rounding.
(2) Values include data through June 30, 2024.
Sources: California Homebuilding Foundation | Construction Industry Research Board.

GLOSSARY OF CERTAIN TERMS AND ABBREVIATIONS

The following are definitions and abbreviations of certain terms used in this Appendix A.

"AALA" means the Associated Administrators of Los Angeles, which represents the middle managers in the District.

"ACFR" means annual comprehensive financial report.

"ADA" means average daily attendance, a measure of pupil attendance used as the basis for providing revenue to school districts and as a measure of unit costs. ADA includes only in-seat attendance.

"CalPERS" means the California Public Employees' Retirement System, a defined benefit plan which covers classified personnel who work four or more hours per day.

"CalSTRS" means the California State Teachers' Retirement System, a defined benefit plan which covers all full-time certificated and some classified District employees.

"CARES Act" means Coronavirus Aid, Relief and Economic Security Act.

"CDE" means the California Department of Education.

"COLA" means cost-of-living adjustments, which is used in determining the District's funding from the State.

"Common Core" means Common Core State Standards.

"COPS" means certificates of participation.

"COVID-19" means Coronavirus Disease 2019.

"CSEA" means California School Employees Association.

"EL" means English Learners, a classification for students.

"FRPM" means free or reduced-price meal.

"GASB" means the Governmental Accounting Standards Board, an operating entity of the Financial Accounting Foundation establish to set standards of financial accounting and reporting for state and local governmental entities.

"ISMP" means the Information Security Management Program.

"LACOE" means the Los Angeles County Office of Education.

"LAO" means the Legislative Analyst's Office of the State of California.

"LASPA" means the Los Angeles Sheriff's Professional Association.

"LASPMA" means the Los Angeles School Police Management Association.

"LCAP" means the Local Control and Accountability Plan.

"LCFF" means the Local Control Funding Formula.

"LEA" means local education agency as defined under the NCLB Act.

"LI" means students classified as foster youth.

"OCIP" means owner controlled insurance program.

"OPEB" means Other Post-Employment Benefits.

"PARS" means the Public Agency Retirement System, a defined contribution plan which covers the District's part-time, seasonal, temporary and other employees not otherwise covered by CalPERS or CalSTRS, but whose salaries would otherwise be subject to Social Security tax.

"PEPIP" means the Public Entity Property Insurance Program, an insurance pool comprised of certain cities, counties and school districts.

"PEPRA" means the California Public Employees' Pension Reform Act of 2013.

"PERB" means the Public Employee Relations Board.

"PLL" means pollution legal liability.

"SEIU" means Service Employees International Union.

"SUP" means School Upgrade Program.

"UAAL" means unfunded actuarial accrued liability.

"UTLA" means the United Teachers Los Angeles, which is the collective bargaining unit representing teachers and support service personnel of the District.

Return to Order of Business

TAB 20

Los Angeles Unified School District

333 South Beaudry Ave,
Los Angeles, CA 90017

Board of Education Report

File #: Rep-421-25/26, Version: 1 Agenda Date: 6/12/2026
In Control: Business & Finance Division

Update of Debt Management Policy
Finance Division

Brief Description:
(Update of Debt Management Policy). Recommends approval of the proposed Debt Management Policy (attachment A). The Debt Management Policy establishes formal guidelines governing the issuance and administration of debt instruments and other long-term financial obligations. The policy provides a framework to ensure debt is issued and managed responsibly, transparently, and in a manner that protects the District's fiscal integrity. In addition, the policy supports strategic planning efforts related to the District's capital improvement and infrastructure projects.

Action Proposed:
Approve the proposed Debt Management Policy (the "Policy") set forth in Attachment A.

Background:
The District currently maintains certain financial policies, as prescribed by the Government Finance Officers Association (GFOA) as "best practices", including a Debt Management Policy. These policies are critical to the District's credit ratings, as they set forth the types of conservative budgeting, debt management, and investment practices that protect the fiscal integrity of the District.

The Debt Management Policy establishes formal guidelines for the issuance of various types of debt instruments and other long-term financial obligations to assure prudent debt management. These guidelines also assist in the strategic planning for the District's capital improvement projects.

The Policy requires the District to review the Policy annually, with the Chief Financial Officer proposing any recommended changes to the Board.

Expected Outcomes:
Shall satisfy the requirement that any material changes to the Debt Management Policy be reviewed and approved by the Board and shall maintain the District's "best practices" in the area of debt management.

Board Options and Consequences:
A "yes" vote will approve the proposed Debt Management Policy that will incorporate the following recommended changes:

1. Changed references to the Office of the Chief Financial Officer to Finance Division;
2. Replaced references to the Procurement Manual with a link to the Comprehensive Guide to District Procurement.
3. Added references to Judgment Obligation Bonds as General Fund debt, in addition to Certificates of Participation already included.

4. Added a new debt factor limitation of Total Annual Debt Service Paid from the General Fund should not exceed 2.5% of General Fund Budgeted Expenditures.

A “no” vote will not adopt the revised Policy and have the current Policy remain in effect.

Policy Implications:
This action is in compliance with Section 2.04 of the Debt Management Policy.

Budget Impact:
No budget impact.

Student Impact:
The Debt Management Policy ensures that debt issuance is done in a fiscally prudent manner, which in turn minimizes the cost to the General Fund and maximizes the funds available for educating students.

Equity Impact:

Component	Score	Score Rationale
Recognition	2	The Debt Management Policy vaguely recognizes historical inequities.
Resource Prioritization	4	One of the policy objectives listed in Article I, Purpose and Goals, of the Debt Management Policy, specifies that when projects are selected to be financed by bond proceeds, these projects support the district’s future needs and goals. This objective effectively prioritizes resources based on student needs.
Results	3	The Debt Management Policy is intended to provide guidelines for the issuance of debt, as a method of financing capital projects. These projects prioritize student needs, especially in communities that have experienced historical inequities, which may result in closing opportunity gaps and/or achievement gaps.
TOTAL	9	

Issues and Analysis:
None

Attachments:
Attachment A - Debt Management Policy

Submitted:
05/29/26

RESPECTFULLY SUBMITTED,

ANDRES E. CHAIT
Acting Superintendent

APPROVED & PRESENTED BY:

PEDRO SALCIDO
Deputy Superintendent
Office of the Deputy Superintendent

REVIEWED BY:

DEVORA NAVERA REED
General Counsel

✓ Approved as to form.

APPROVED & PRESENTED BY:

SAMAN BRAVO-KARIMI
Chief Financial Officer
Finance Division

REVIEWED BY:

KURT E. JOHN
Deputy Chief Financial Officer

✓ Approved as to budget impact statement.

Los Angeles Unified School District

DEBT MANAGEMENT POLICY

Prepared by:

The Finance Division

June 12, 2026

DEBT MANAGEMENT POLICY

Table of Contents

Background 1
Article I. **Purpose and Goals** 2
Article II. **Authorization** 3
Section 2.01 **Authority and Purposes of the Issuance of Debt** 3
Section 2.02 **Types of Debt Authorized to be Issued** 3
Section 2.03 **State Law** 6
Section 2.04 **Annual Review of Debt Policy** 6
Article III. **Structural Features, Legal, and Credit Concerns** 6
Section 3.01 **Structure of Debt Issues** 6
Section 3.02 **Sale of Securities** 7
Section 3.03 **Markets** 8
Section 3.04 **Credit Enhancement and Derivatives** 8
Section 3.05 **Impact on Operating Budget and District Debt Burden** 8
Section 3.06 **Debt Limitation** 8
Section 3.07 **Debt Issued to Finance Operating Costs** 9
Section 3.08 **Credit Rating Methodologies and Debt Burden Ratios** 9
Section 3.09 **Use of Corporations as Lessor for COPs Issues** 12
Article IV. **Related Issues** 12
Section 4.01 **Capital Improvement Program** 12
Section 4.02 **Reporting of Debt** 12
Section 4.03 **Financial Disclosure** 13
Section 4.04 **Review of Financing Proposals** 13
Section 4.05 **Establishing Financing Priorities** 13
Section 4.06 **Rating Agency and Credit Enhancer Relations** 13
Section 4.07 **Investment Community Relations** 13
Section 4.08 **Refunding and Restructuring Policy** 14
Section 4.09 **Investment of Borrowed Proceeds** 15
Section 4.10 **Federal Arbitrage Rebate Requirement** 15
Section 4.11 **Transaction Records** 15
Section 4.12 **Financing Team Members** 15
Section 4.13 **Special Situations** 18
Appendix A **Long-Term Debt—Tax Compliance Procedures** 19
Appendix B **Continuing Disclosure Procedures** 39
Appendix C **Internal Control Procedures** 45

Background

The policies set forth in this Debt Management Policy (the "Policy") have been developed to provide guidelines for the issuance of general obligation bonds ("GO Bonds"), certificates of participation ("COPs") and other lease-backed financings, judgment obligation bonds ("JOBs"), tax and revenue anticipation notes ("TRANs"), and other forms of indebtedness, including interim mechanisms prior to long-term financing. While the issuance of debt can be an appropriate method of financing capital projects, extraordinary liabilities, and annual cash flow management, careful and consistent monitoring of such debt issuance is required to preserve the District's credit strength and budgetary and financial flexibility.

As of April 30, 2026, the District's credit ratings were as provided below.

	Ratings			**Outlook**
Agency	**GO Bonds**	**COPs**	**JOBs**	
Moody's	Aa2	A1	Aa3	Negative
Fitch	AAA	A+	AA-	Negative (for all except GOs)
Kroll	AAA	n/a	n/a	Stable
S&P	AA-	n/a	n/a	Negative

The District continues to face capital program and cash requirements and, through the Facilities Improvement Program, has been engaged in building new schools and modernizing existing schools. The costs of these requirements have and will continue to be met, in large part, through the issuance of various types of debt instruments and other long-term financial obligations**.** Under Proposition BB, Measure K, Measure R, Measure Y, Measure Q, Measure RR and Measure US adopted by the voters in April 1997, November 2002, March 2004, November 2005, November 2008, November 2020 and November 2024, respectively, the District has had a combined $36.605 billion in general obligation bond authorization for its Facilities Improvement Program and other capital projects, including capital projects that provide General Fund relief. Consequently, the District has seen an increase in its levels of debt and other long-term financial obligations, some of which are repaid from the District's General Fund**.** With these additional debt issuances, the effects of decisions regarding the type of issue, method of sale, and payment structure continue to be critical to the District's fiscal health. To help safeguard the District's financial wellbeing and creditworthiness, an established policy of managing the District's debt is essential. To this end, the Board of Education of the District (the "Board") recognizes this Policy to be financially prudent and in the District's best economic interest. In addition, the District's practices with respect to monitoring its outstanding debt issues for compliance with all Internal Revenue Service requirements and other transaction requirements are set forth in Appendix A to this Policy.

The various forms of financing below are described as 'debt', even when the underlying obligation does not technically constitute "debt" under California's Constitution. This conforms with market convention for the general use of the term "debt" and "debt service" as applied to a variety of instruments in the municipal market, regardless of their precise legal status. The rating agencies and investor community evaluate the District's debt position based on all of its outstanding obligations whether or not such obligations are "debt" as defined within the California Constitution context.

In accordance with section 4.02 of this Policy, the District annually prepares a Debt Report, which includes detailed information on its borrowing programs and can be viewed for further background.

Article I. **Purpose and Goals**

The purpose of this Policy is to provide a functional tool for debt management and capital planning, as well as to enhance the District's ability to manage its general obligation bond debt, tax and revenue anticipation notes, lease financings and other forms of indebtedness in a conservative and prudent manner. This Debt Policy is intended to achieve the following policy objectives:

- ☐ The District shall strive to fund capital improvements from referendum-approved general obligation bond issues to preserve the availability of its General Fund for District operating purposes and other purposes that cannot be funded by such bond issues.
- ☐ The District shall endeavor to attain and maintain the best possible credit rating for each debt issue in order to reduce interest costs, within the context of preserving financial flexibility and meeting capital funding requirements.
- ☐ The District shall take all practical precautions and proactive measures to avoid any financial decision that will negatively impact credit ratings on existing or future debt issues.
- ☐ The District shall remain mindful of its statutory debt limit in relation to assessed valuation within the school district and the tax burden needed to meet long-term capital requirements.
- ☐ The District shall consider market conditions and District cash flows when timing the issuance of debt.
- ☐ The District shall determine the amortization (maturity) schedule which will best fit with the overall debt structure of the District at the time the new debt is issued.
- ☐ The District shall match the term of the issue to the useful lives of assets whenever practicable and economic, while considering repair and replacement costs of those assets to be incurred in the future.
- ☐ The District shall, when pursuing the planning goals and objectives for the issuance of new debt, consider the impact of such new debt on overlapping debt of local, state and other governments that overlap with the District.
- ☐ The District shall, when issuing debt, assess financial alternatives to include new and innovative financing approaches, including, whenever feasible, categorical grants, revolving loans or other State/federal aid, so as to minimize the contribution from the District's General Fund.
- ☐ The District shall, when planning for the sizing and timing of debt issuance, consider its ability to expend the funds obtained in a timely, efficient, and economical manner.
- ☐ The District shall, when selecting projects to finance with bond proceeds, ensure that the projects to be financed support the district's future needs and goals.

- ☐ The District shall share capital improvement data with the public.
- ☐ The District shall ensure that local and small businesses will be considered and used in lead and other roles in the financing team when appropriate.
- ☐ The District shall ensure that its financing arrangements comply in all respects with applicable state law, tax law, disclosure requirements, and the District's existing debt covenants.

The key financial management tools and goals that are intrinsic to the Policy include:

A. Budget and Finance Policy: The District recognizes the importance of emergency reserves, including liquidity in the General Fund, which can provide a financial cushion in years of poor revenue receipts. A reserve fund policy has been adopted by the Board as part of its Budget and Finance Policy.

B. Capital Financing Plan: The , Finance Division, will prepare a Capital Financing Plan in conjunction with the capital budget.

C. Annual Debt Report: The Chief Financial Officer will annually prepare for and submit to the Superintendent and the Board a Debt Report as further described under Section 4.02 herein.

Article II. **Authorization**

Section 2.01 **Authority and Purposes of the Issuance of Debt**

The laws of the State of California authorize the issuance of debt by the District and confer upon it the power and authority to make lease payments, contract debt, and issue bonds for public improvement projects. Under these provisions, the District may contract debt to pay for the cost of acquiring, constructing, reconstructing, rehabilitating, replacing, improving, extending, enlarging, and equipping such projects; to refund existing debt; or to provide for cash flow needs. Prior to the sale of any debt issue, including capital leases as provided under State law, the District is required to submit a report of the proposed debt issuance to the California Debt Investment and Advisory Commission ("CDIAC") that is to include a certification that the District has adopted local debt policies and that the debt issuance is consistent with those local debt policies. In addition, if a district has a qualified or negative certification from LACOE in any fiscal year, it may not issue, in that fiscal year or in the next succeeding fiscal year, COPs, TRANs, revenue bonds, or any other debt instruments that do not require the approval of the voters of the school district, unless the County superintendent of schools determines that the school district's repayment of the indebtedness is probable.

Section 2.02 **Types of Debt Authorized to be Issued**

A. Short-Term Debt: The District may issue fixed-rate and/or variable rate short-term debt for various purposes. Tax and revenue anticipation notes ("TRANs") can be issued when such instruments enable the District to meet its cash flow requirements. However, the District's general objective is to manage its cash position in a manner so that internally generated cash flow is sufficient to meet expenditures. Short-term notes including TRANs or revolving credit and similar interim-funding agreements ("RCA") may also be issued in conjunction with the

District's JOB program as described in Section 2.02 D below. In addition, commercial paper may be issued to fund shorter-term acquisitions, such as equipment, or as interim funding for capital costs that will ultimately be replaced with longer-term COPs. Bond anticipation notes ("BANs") may be issued to provide interim financing for projects that will ultimately be paid from general obligation bond proceeds. The District may also participate in an annual pooled financing of delinquent property taxes to the extent that the Chief Financial Officer determines such financing produces sufficient benefit to the District.

B. General Obligation Bonds: GO Bonds may be issued under Article XIII A of the State Constitution pursuant to voter approved propositions, either under Section 1(b)(2) which requires approval by at least two-thirds of voters or Section 1(b)(3) ("Proposition 39") which requires approval by at least 55% of voters, subject to additional restrictions. Voter-approved general obligation bonds typically provide the lowest cost of borrowing and do not impact the District's General Fund. General Obligation Bonds issued under Proposition 39 can only be used for school facilities, including furnishing and equipping of school facilities. In recognition of the difficulty in achieving the required voter approval to issue general obligation bonds, such bonds will be generally limited to projects that provide wide public benefit and for which broad public support has been generated. GO debt cannot be used to fund District operations.

C. Lease Financing: Lease obligations, including COPs, lease revenue bonds ("LRBs") and other lease-purchase financings, are a routine and appropriate means of financing capital, including equipment. However, lease obligations have the greatest impact on budget flexibility. Therefore, efforts will be made to fund capital equipment with pay-as-you-go financing where feasible, and only the highest priority equipment purchases will be funded with lease obligations. For the District, lease financing for facilities is generally only appropriate when there is insufficient time to obtain voter approval, in instances where obtaining voter approval is not feasible and when projects cannot be funded with GO bonds. If and when voter-approved GO Bond proceeds are available, the District may use such proceeds to refinance such lease financing. The District may issue COPs or LRBs in variable rate mode as provided for in Section 3.08 hereof. Asset transfer COPs or LRBs may be used if significant savings in financing costs can be generated compared to other financing alternatives.

With the exception of leases undertaken through the District's standard procurement process, all equipment with a useful life of less than five years shall be funded on a pay-as-you-go basis unless the following conditions are met:

i. In connection with the proposed District budget, the Superintendent makes the finding that there is an "economic necessity" based on a significant economic downturn or other significant adverse event, earthquake, or other natural disaster and there are no other viable sources of funds to fund the equipment purchase;

ii. The Board is informed of the Superintendent's finding; and

iii. The debt ceilings in Section 3.08 of this Policy are not exceeded.

D. Judgment Obligation Bonds ("JOBs"). JOBs are a form of debt that is used to refund certain existing debt, including (if not prohibited by the California Constitution, Article 16, Section

18) involuntary tort indebtedness, when the Board determines it is in the best interests of the District. JOBs enable an issuer to amortize these types of liabilities over time. They are issued pursuant to Articles 10 and 11 (commencing with Section 53570) of Chapter 3 of Division 2 of Title 5 of California Government Code. (Government Code 5357-5372; Government Code 5358-53589.5). JOBs may be used in conjunction with an RCA. Prior to the issuance of JOBs, on an interim basis, involuntary tort indebtedness can be repaid through the issuance of notes under an RCA. When sufficient claims are accumulated under the RCA, JOBs would be issued that pay off the notes. In addition, prior to the issuance of JOBs, TRANs may also be issued to pay off involuntary tort liabilities on an interim basis.

E. Use of Revenue Bonds: Revenue bonds including Mello-Roos Obligations that are supported solely from fees or taxes on a discrete group of taxpayers are not included when bond rating agencies calculate debt ratios. Repayment of such bonds would rely on dedicated, pledged funds such as developer fees. Accordingly, in order to preserve General Fund debt capacity and budget flexibility, revenue bonds will be preferred to General Fund supported debt when a distinct and identifiable revenue stream can be identified to support the issuance of bonds at a cost-effective rate.

F. Pay-As-You-Go Financing: Except in extenuating circumstances, the District will fund routine maintenance projects in each year's capital program with pay-as-you-go financing. Extenuating circumstances may include unusually large and non-recurring budgeted expenditures, or when depleted reserves and weak revenues would require the delay or deletion of necessary capital projects.

G. Use of Special Financing Structures: The District may use special financing structures permitted by the federal government if they are analyzed and expected to result in sufficiently lower financing costs versus traditional tax-exempt bonds and/or COPs/LRBs that offset any additional administrative and compliance costs and risks. The special financing structures may be in the form of GO bonds or COPs/LRBs.

H. Capital Appreciation Debt: The use of Capital Appreciation Bonds ("CABs") for various forms of debt (e.g., GO Bonds, COPs, LRBs, etc.) is limited pursuant to AB182 which was passed in 2013. Under this legislation, the ratio of total debt service to principal cannot exceed four to one and the maximum final maturity is 25 years. Any CABs with a maturity date greater than 10 years must be callable at the option of the school district no later than the 10th anniversary of the sale date of the bonds. The agenda of the school board meeting where the sale will be approved must include a resolution to approve the sale of the CABs. Public notice for the resolution must be on at least two consecutive meeting agendas. The governing board must receive a cost impact of the use of CABs that conforms to the requirements in the legislation. The District will not use CABs unless the Board determines it is necessary to issue them for urgent projects that cannot be more cost-effectively financed by an alternative method.

I. Identified Repayment Source: The District will, when feasible, issue debt with a defined revenue source in order to preserve the use of General Fund supported debt for projects with no stream of user-fee revenues. Examples of revenue sources include voter-approved property taxes that repay general obligation or special tax bonds.

Section 2.03 **State Law**

Section 18 of Article XVI of the State Constitution provides the basic "debt limitation" formula applicable to the District.

Sections 1(b)(2) and 1(b)(3) of Article XIII A of the State Constitution allow the District to issue traditional general obligation bonds and Proposition 39 bonds, respectively. The statutory authority for issuing general obligation bonds (including CABs) is contained in Section 15000 *et seq.* of the Education Code. Additional provisions applicable only to Proposition 39 general obligation bonds are contained in Section 15264 *et seq.* of the Education Code. An alternative procedure for issuing general obligation bonds is also available in Section 53506 *et seq.* of the Government Code.

The statutory authority for issuing general obligation refunding bonds is contained in Articles 9 (commencing with Government Code Section 53550) and 11 (commencing with Government Code Section 53580) of Chapter 3 of Part 1 of Division 2 of Title 5 of the Government Code.

The statutory authority for issuing TRANs is contained in Section 53850 *et seq.* of the Government Code. Authority for lease financings is found in Section 17455 *et seq.* of the Education Code, and additional authority is contained in Sections 17400 *et seq.*, 17430 *et seq.* and 17450 *et seq.* of the Education Code. The District may also issue Mello-Roos bonds pursuant to Section 53311 *et seq.* of the Government Code.

Section 2.04 **Annual Review of Debt Policy**

The Finance Division will do an annual review of the debt policy. If there are proposed changes in the policy, staff will submit an updated debt policy to the Board for approval. The Chief Financial Officer ("CFO") is the designated administrator of the Policy and has overall responsibility, with the Board's approval, for decisions related to the structuring of all District debt issues. The Chief Financial Officer may delegate the day-to-day responsibility for managing the District's debt and lease financings.

Article III. **Structural Features, Legal, and Credit Concerns**

Section 3.01 **Structure of Debt Issues**

A. Maturity of Debt: The weighted average maturity of a debt issue for capital projects shall be consistent, to the extent possible, with the reasonably expected economic or useful life of the improvements or assets that the issue is financing. The weighted average maturity of a debt issuance for capital projects shall not exceed 120% of the weighted average life of the assets being financed. In addition, the District shall consider the overall impact of the current and future debt burden of the financing when determining the duration of the debt issue.

   i. General Obligation Bonds:

      a. The final maturity of General Obligation Bonds will be limited to 25 years when such bonds are issued pursuant to the Education Code.

      b. The final maturity of General Obligation Bonds will be limited to 40 years

when such bonds are issued under the Government Code. Per AB 182, the maturity of bonds may not exceed 25 years unless there is no compounding of interest.

c. General Obligation Bond issues will generally be sized to the amount reasonably expected to be required for up to two years' expenditure requirements, taking into account unexpended proceeds of prior issues at the time an issue is sized.

ii. Lease-Purchase Obligations: The final maturity of equipment or real property lease obligations will be limited to the useful life of the assets to be financed. The final maturity of real property obligations will also consider the size of the financing.

iii. Mello-Roos Obligations and Revenue Bonds: These obligations, although repaid through additional taxes levied on a discrete group of taxpayers or from pledged developer fees, constitute overlapping indebtedness of the District and have an impact on the overall level of debt affordability. The District will develop separate guidelines for the issuance of such obligations as the need arises.

iv. Judgment Obligation Bonds: The Board has authorized JOBs to be amortized for up to 20 years. This amortization period will enable the District to mitigate and manage the impact of large tort liabilities on its budgetary resources.

B. Debt Service Structure: The District shall design the financing schedule and repayment of debt so as to take best advantage of market conditions, provide flexibility, and, as practical, to recapture or maximize its debt capacity for future use. Annual debt service payments will generally be structured on a level basis per component financed; however, principal amortization may occur more quickly or slowly where permissible, to meet debt repayment, tax rate, and flexibility goals.

C. Capitalized Interest: The District will minimize the use of capitalized interest, to the extent possible, in order to avoid unnecessarily increasing the bond size and interest expense. California law requires that any net premium from the issuance of school district GO bonds be used specifically for debt service repayment. Certain types of financings such as COPs or LRBs may require that interest on the debt be paid from capitalized interest until the District has use and possession of the pledged asset. However, the District may pledge assets using an asset-transfer structure as collateral for the issue in order to eliminate the need for capitalized interest.

D. Call Provisions: The Chief Financial Officer and Controller, based upon analysis from the municipal advisor of the economics of callable versus non-callable features and applicable state law, shall set forth call provisions for each issue.

Section 3.02 **Sale of Securities**

There are three methods of sale: competitive, negotiated, and private placement. The preferred method of sale shall be the method which is likely to result in the lowest interest cost to the District. All three methods of sale shall be considered for all debt issuance, because each method has the

potential to achieve the lowest financing cost given the right conditions. Any award through negotiation shall be subject to approval by the District, generally by the Chief Financial Officer or other person designated by the Chief Financial Officer, to ensure that interest costs are in accordance with comparable market interest rates. When a competitive bidding process is deemed the most advantageous method of sale for the District, award will be based upon, among other factors, the lowest offered True Interest Cost ("TIC"). A private placement sale is appropriate when the financing can or must be structured for a single or limited number of purchasers or where the terms of the private placement are more beneficial to the District than either a negotiated or competitive sale.

Section 3.03 **Markets**

The District shall consider products and conditions in the capital markets in meeting the District's financing needs. To achieve the lowest cost of funds, the District's goal is to reach as broad a retail and institutional investor base as possible. When appropriate, the District shall consider syndicate policies that give priority to orders from local and regional investors.

Section 3.04 **Credit Enhancement and Derivatives**

The District may enter into credit enhancement agreements such as municipal bond insurance, surety bonds, letters of credit, and lines of credit with commercial banks, municipal bond insurance companies, or other financial entities when their use is judged to lower borrowing costs, eliminate restrictive covenants, or have a net economic benefit to the financing. The District shall use a competitive process to select providers of such products to the extent applicable. To assure that the District uses credit enhancement cost-effectively, the Chief Financial Officer will review an economic analysis, by maturity where appropriate, prepared by the municipal advisor before selecting which maturities to insure.

The District may undertake certain hedging strategies in connection with its debt issues only if it provides a clear net economic benefit. The credit rating of any counterparty must be at least A1/A+ by at least one of the major rating agencies the time of the transaction. Authorized strategies include interest rate caps and their variants. The Chief Financial Officer may develop an appropriate policy regarding interest rate swaps and other derivatives for approval by the Board. Such policy, if approved, will be integrated into this Policy.

Section 3.05 **Impact on Operating Budget and District Debt Burden**

The potential impact of debt service and additional operating costs associated with new projects on the operating budget of the District, both short- and long-term, will be evaluated. The projected ratio of the annual debt service supported by the General Fund to General Fund expenditures is one method, as is the additional debt burden of overlapping agencies on taxpayers. The cost of debt issued for major capital repairs or replacements should be judged against the potential cost of delaying such repairs.

Section 3.06 **Debt Limitation**

Section 15106 of the Education Code limits the District's total outstanding bonded debt (i.e., the principal portion only) to 2.5% of the assessed valuation of the taxable property of the District**.** Thus, it limits the issuance of new debt when the District has total bonded indebtedness in excess of 2.5%

of the assessed valuation in the District. TRANs and lease payment obligations in support of COPs/LRBs generally do not count against this limit except as provided in Section 17422 of the Education Code**.**

Section 3.07 **Debt Issued to Finance Operating Costs**

The District cannot finance general operating costs from debt having maturities greater than thirteen (13) months. However, the District may deem it necessary to finance cash flow requirements under certain conditions. Such cash flow borrowing must be payable from taxes, income, revenue, cash receipts and other moneys attributable to the fiscal year in which the debt is issued, however may be paid from any moneys of the District lawfully available. General operating costs include, but are not limited to, those items normally funded in the District's annual operating budget and having a useful life of less than one year.

The CFO will review potential financing methods to determine which method results in the lowest cost to the District. Potential financing sources include Tax and Revenue Anticipation Notes, commercial bank lines of credit, temporary borrowing from the County of Los Angeles Treasurer, and internal temporary inter-fund borrowing. In analyzing the impact on District cost, the CFO will consider the lost interest earnings for the District funds providing temporary borrowing capacity.

Section 3.08 **Credit Rating Methodologies and Debt Burden Ratios**

A. Credit Rating Methodologies: As referenced in the Background section of the Debt Policy, there are four rating agencies that currently rate all or a portion of the District's outstanding GOs, COPs and JOBs. These agencies employ varying rating methodologies with certain agencies' focusing more (or less) on the GO property tax pledge and tax base versus on the District's operations. In addition, two of the agencies now provide just a single rating at the time that they rate a GO bond issue and two provide two ratings – one on the GO credit and one on the underlying issuer credit. After January 1, 2016, when SB222 became effective, Fitch has rated California school district GO Bonds based primarily on the strength of the property tax pledge and tax base that provides the security for their repayment. However, along with the GO bond rating, they also release a separate Issuer Default Rating (IDR) that reflects their broader analysis of the overall credit quality of a district's operations including governance, management, financial performance, liquidity position, etc. KBRA also prioritizes the strength of the property tax pledge and tax base, as well as considering the overall credit quality of a district's operations and provides a single rating on a district's GOs. Historically, both Moody's and S&P have released a single rating on the District's GOs that incorporate a broad analysis of credit quality with more emphasis on a district's finances and operations versus the security for repayment, than Fitch and KBRA. We note however, that in January 2021, Moody's revised its K-12 rating methodology. Under the new methodology, Moody's provides a: i) GO bond rating that recognizes the strength of the security structure and ii) an Issuer Rating that reflects Moody's view of a district's overall financial profile without regard to the GO bonds' security structure. For any District COPS/LRBs that are secured solely by the District's General Fund, the ratings from all agencies are based on an analysis of the overall credit quality of the District.

To achieve the highest credit ratings and lowest cost of funds on its GOs, COPs/LRBs and JOBs across all rating agencies, it is therefore important for the District to consider the impact

of its financial decisions on the credit quality of its obligations.

B. Debt Burden Ratios: As noted in Section 3.06, the District may issue "bonds" in an amount no greater than 2.5% of taxable property within the school district. The 2.5% issuance limit is known as the District's bonding capacity, with "bonds" referring to GO Bonds. Even though COPs/LRBs and JOBs do not technically constitute "debt" under California's Constitution and, thus, are excluded from the 2.5% bonding limit, the rating agencies and the investor community evaluate the District's debt position based on all of its outstanding long-term obligations whether or not such obligations are repaid from voter-approved tax levies, the General Fund or developer fee sources. Therefore, the debt burden ratios described below include both long-term GO Bonds and long-term COPs/LRBs and JOBs as "debt" in the respective calculations.

The following debt burden ratios should be considered in developing debt issuance plans:

i. *Ratio of Outstanding Debt to Assessed Value*. The ratio "Direct Debt" shall be calculated using the District's GO Bonds, COPs, LRBs and JOBs. In addition, the ratio of "Overall Debt" shall be calculated by aggregating all debt issues attributable to agencies located within the District's boundaries as presented in the California Municipal Statistics Overlapping Debt Statement. It is important to monitor the levels and growth of Direct Debt and Overall Debt as they portray the debt burden borne by the District's taxpayers and serve as proxies for taxpayer capacity to take on additional debt in the future.

ii. *Ratio of Outstanding Debt Per Capita*. The formula for this computation is Outstanding Debt divided by the population residing within the District's boundaries, based upon population estimates using information from the United States Bureau of the Census and the California Department of Finance. Ratios shall be computed for both "Direct Debt Per Capita" and "Overall Debt Per Capita".

iii. *Ratio of Annual Lease Debt Service to General Fund Expenditures*. The formula for this computation is annual lease debt service expenditures divided by General Fund expenditures (excluding inter-fund transfers) as reported in the most recent Audited Annual Financial Report ("AAFR").

iv. *Proportion of Fixed-Rate and Variable-Rate Debt*. The District may benefit from having some variable rate exposure in its debt portfolio. The District shall keep its variable rate exposure, to the extent not hedged or swapped to a fixed rate, at or below $100 million. However, the District may use variable rate interim financing above this limit where the intent is to refund the interim financing with fixed-rate financing within 13 months and the variable rate issuance is necessary to facilitate the refinancing. "Hedges" include unrestricted cash resources as well as interest rate products such as caps and collars. Under no circumstances will the District issue variable rate debt for arbitrage purposes. If variable rate debt is used, the Chief Financial Officer will periodically, but at least annually, determine whether it is appropriate to convert the debt to fixed interest rates.

C. Debt Affordability: The determination of how much indebtedness the District should incur

will be based on a capital financing plan that is periodically developed by the Finance Division, which analyzes the long-term infrastructure needs of the District, and the impact of planned debt issuances on the long-term affordability of all outstanding debt. It will be based on the District's current capital plan and will include all District financings to be repaid from the General Fund, special funds, or ad valorem property taxes.

D. Targets and Ceilings for Debt Affordability: While the District's GO bonds are repaid with voter-approved property taxes, it is the debt that is repaid from the District's General Fund and other internal resources (typically, the District's COPs, LRBs and JOBs) that factor into the District's credit quality. As a result, these debt obligations must be carefully monitored to maintain a balance between General Fund debt and the resources available to repay the debt. However, the credit environment is also affected by the debt burden imposed by the District's issuance of GO Bonds as well as the debt issuance of other agencies whose jurisdictions overlap those of the District ("Overlapping Debt") that are secured with property taxes (for example, the City of Los Angeles, the County of Los Angeles and the Los Angeles Community College District). The rating agencies will note the overall debt burden of the District which will include the overlapping jurisdictions' debt.

The tax receipts used to repay the District's General Obligation Bonds are levied and collected by the County of Los Angeles and are not controlled by the District. The District shall include data on the Overlapping Debt burden along with the debt that is repaid from the District's General Fund or from any tax revenues deposited into special funds not supporting revenue bonds (the District's Direct Debt) in the District's annual Debt Report.

Table 1 on the following page provides the debt burden limits that will be monitored by the Chief Financial Officer for debt that is to be repaid from the General Fund or other District resources. In addition to the well-established limitation on COPs debt service, a secondary cap on *total* debt service paid from the General Fund (inclusive of JOBs) will be enforced. Consideration of these maximum amounts is intended to guide policy; it does not mean that debt issuance is automatically approved. On the contrary, each and every proposed debt issuance must be individually presented to and approved by the Board of Education.

Table 1

Debt Factor	Maximum
COPs Gross Annual Debt Service	2.0% of General Fund Budgeted Expenditures
Total Annual Debt Service Paid from General Fund	2.5% of General Fund Budgeted Expenditures

E. Monitor Impact on District Taxpayer of Voter-Approved Taxes: In addition to the analysis of the District's debt affordability, the District will review the impact of debt issuance on District taxpayers. This analysis will incorporate the District's General Obligation Bond tax levies as well as tax rates imposed by overlapping jurisdictions. It is important for the District to be aware of its share of the total overlapping debt. In addition, the District will monitor the performance of the actual tax levy rate for each General Obligation Bond authorization versus

what the tax levy rate was expected to be at the time of the original bond election and include said performance in the Debt Report. The Measure K, Measure R, Measure Y, Measure Q and Measure RR Bonds were each authorized with a tax levy limitation of $60 per $100,000 of assessed value to repay bonds issued under each authorization Measure.

Section 3.09 **Use of Corporations as Lessor for COPs Issues**

The District has established two (2) special purpose corporations to assist in COPs financings as lessor: the LAUSD Financing Corporation and the LAUSD Administration Building Financing Corporation. The District shall use these corporations rather than private corporations as lessor whenever feasible. The District shall maintain proper records relating to the corporations and prepare audits as required.

Article IV. **Related Issues**

Section 4.01 **Capital Improvement Program**

Planning and management of the District's Capital Improvement Program for General Obligation Obligation-funded projects rests primarily with the Facilities Services Division under the Superintendent's direction, subject to review by the Bond Oversight Committee (the "BOC") and approval by the Board of Education. Non-Facilities General Obligation Bond-funded projects are under the CFO's direction and will be reviewed by the Office of General Counsel and the Bond Compliance Unit for allowability of the project and the proposed project expenditures, respectively. Non- General Obligation Bond-funded projects are prioritized, and funding is planned by the CFO under the Superintendent's direction and approved by the Board of Education. Non- General Obligation Bond-funded projects are planned and managed by the Division responsible for executing the specific approved work. The Facilities and Information Technology Strategic Execution Plans provide an overall description of the District's current School Upgrade Program, as supplemented by any proposed issuance of debt. The Facilities Services Division and Information Technology Division will, as appropriate, supplement and revise these plans in keeping with the District's current needs for the acquisition, development and/or improvement of District's real estate, facilities, equipment, and technology. The plans must include, for each Board approved project, a summary of the budget, a scope description and a schedule for completion. The Finance Division shall prepare an annual capital financing plan in conjunction with the capital program budget as part of the annual budget for the District.

Section 4.02 **Reporting of Debt**

The Annual Audited Financial Report ("AAFR") will include information on the District's indebtedness including the amount of (i) new debt issued, (ii) debt outstanding, and (iii) assessed valuation. The AAFR will be posted on the District's website, the District's dissemination agent's website and the Municipal Securities Rulemaking Board's Electronic Municipal Market Access (EMMA) website.

The CFO will also produce an annual Debt Report which covers the following information: (i) bonded debt limitation and assessed valuation growth, (ii) debt outstanding, (iii) bonds authorized but unissued, (iv) debt refundings, (v) tax rate performance on outstanding bonds, (vi) cost of district debt, and (vii) credit ratings. This report will be provided to the Board and uploaded to the District's

website.

Section 4.03 **Financial Disclosure**

The CFO shall designate a Chief Disclosure Officer and Disclosure Coordinator. Together, they shall be responsible for the District's disclosure compliance functions, in conjunction with the disclosure counsel appointed by the District.

The District shall prepare or cause to be prepared appropriate disclosures as required by Securities and Exchange Commission Rule 15c2-12 and to ensure compliance with applicable laws, regulations and agreements.

The District shall make available its annual ACFRs, budgets, and Official Statements on the District's website, the District's dissemination agent's website, and on the Electronic Municipal Market Access (EMMA) website so that interested persons have a convenient way to locate major financial reports and documents pertaining to the District's finances and debt.

Section 4.04 **Review of Financing Proposals**

All capital financing proposals involving a pledge of the District's credit through the sale of securities, execution of loans or lease agreements, or otherwise directly or indirectly lending or pledging of the District's credit initially shall be referred to the Chief Financial Officer who shall determine the benefit and financial feasibility of such proposal and make recommendations accordingly to the Board.

Section 4.05 **Establishing Financing Priorities**

The Chief Financial Officer shall administer and coordinate the Policy and the District's debt issuance program and activities, including timing of issuance, method of sale, structuring the issue, and marketing strategies. The Chief Financial Officer shall, as appropriate, report to the Superintendent and the Board regarding the status of the current and future year programs and make specific recommendations.

Section 4.06 **Rating Agency and Credit Enhancer Relations**

The District shall endeavor to maintain effective relations with the rating agencies, and credit enhancers. The Chief Financial Officer along with the District's general municipal advisor(s) shall meet with, make presentations to, or otherwise communicate with the rating agencies on a consistent and as appropriate basis in order to keep the agencies informed about the District's capital plans, debt issuance program, and other appropriate financial information. The CFO along with the District's municipal advisor(s) shall communicate with credit enhancers as appropriate to determine if a cost-effective product for the District is commercially available with reasonable terms and conditions.

Section 4.07 **Investment Community Relations**

The District shall endeavor to maintain a positive relationship with the investment community. The Chief Financial Officer shall, as necessary, prepare reports and other forms of communication regarding the District's indebtedness, as well as its future financing plans. This includes information

presented to the media and other public sources of information. To the extent applicable, such communications shall be posted on the District's website.

Section 4.08 **Refunding and Restructuring Policy**

Whenever deemed to be in the best interest of the District, the District shall consider refunding or restructuring outstanding debt when financially advantageous or beneficial for debt repayment and structuring flexibility. The Chief Financial Officer shall review a net present value analysis of any proposed refunding in order to make a determination regarding the cost-effectiveness of the proposed refunding. The minimum net present value savings as a percentage of the refunded principal to be considered for a tax-exempt refunding shall be no less than 3% on a maturity by maturity basis unless, at the discretion of the Chief Financial Officer, a lower percentage is more applicable, for situations including, but not limited to, refunding candidates with only a few years until maturity or COPs being defeased or redeemed from proceeds of GO Bonds or other structuring considerations. In addition, alternative structures such as taxable advance refundings or tax-exempt forward refundings may be acceptable if the net present value savings is in excess of 5% on a maturity by maturity basis and/or other benefits to the District are identified by the Chief Financial Officer and the District's municipal advisor. For example, if the District has a very large refunding opportunity approaching and it would benefit from splitting the refunding into more than one sale, a taxable advance refunding of a portion of the bonds may be justified. Another consideration in deciding which debt to refinance and the timing of the refinancing shall be maximizing the District's expected net savings over the life of the bonds.

The Chief Financial Officer may waive the percent savings per maturity threshold when evaluating a fixed rate refunding of variable rate debt, as the refinancing of certain variable rate structures may provide other substantial benefits to the District that include, but are not limited to, elimination of interest rate risk, renewal risk, and counterparty risk.

The savings analysis and thresholds are not applicable to refundings of indebtedness using JOBs intended to restructure and/or amortize tort liabilities over time; provided that the Board determines any such refunding is in the best interests of the District.

The Chief Financial Officer shall restructure escrow funds for the District's refunded Bonds and COPs from time to time when savings can be achieved. The Chief Financial Officer shall review a savings analysis of any proposed restructuring in order to make a determination regarding its cost-effectiveness. The target net savings shall be no less than $1.0 million unless, at the discretion of the Chief Financial Officer, a lower amount is more appropriate given the nature of the particular escrow fund. Any savings from such restructuring shall be applied in accordance with legal and tax considerations and analysis at the time such savings are available.

In addition, the District may issue federally taxable bonds or use other available funds to defease tax-exempt bonds if the District's Chief Financial Officer in consultation with tax counsel determines that such action would assist the District in complying with applicable federal tax provisions, or would otherwise enable the District to enter into transactions providing for non-governmental entities or the federal government to use or manage bond financed property.

Section 4.09 **Investment of Borrowed Proceeds**

The District acknowledges its on-going fiduciary responsibilities to actively manage the proceeds of debt issued for public purposes in a manner that is consistent with California law governing the investment of public funds, federal tax law provisions applicable to the investment of bond proceeds and the permitted securities covenants of related bond documents executed by the District. Where applicable, the District's official investment policy and legal documents for particular debt issuance shall govern specific methods of investment of bond related proceeds. Preservation of principal will be the primary goal of any investment strategy followed by the availability of funds, followed by return on investment.

The District shall competitively bid the purchase of investment securities (except State and Local Government Series (SLGS) issued by the US Treasury), investment contracts, float contracts, forward purchase agreements and any other investments pertaining to its tax-exempt debt issues. A duly registered investment advisor or the County of Los Angeles Treasurer-Tax Collector shall solicit bids for investment products. Eligible and qualified providers, but not any of the members of the District's municipal advisor pool, may bid on investment products.

The management of public funds shall enable the District to respond to changes in markets or changes in payment or construction schedules so as to (i) ensure liquidity and (ii) minimize risk.

Section 4.10 **Federal Arbitrage Rebate Requirement**

The District shall maintain or cause to be maintained an appropriate system of accounting to calculate bond investment arbitrage earnings with respect to each of the District's tax-exempt debt issues in accordance with the Internal Revenue Code of 1986, as amended or supplemented and applicable United States Treasury regulations related thereto.

Section 4.11 **Transaction Records**

The Chief Financial Officer or designee shall maintain complete records of decisions made in connection with each financing, including the selection of members of the financing team and the structuring of the financing as well as the selection of credit enhancement products and providers, if applicable, and the selection of investment products, if appropriate. Each transaction file shall include the official transcript for the financing, the final number runs and a post-pricing summary of the debt issue. The Chief Financial Officer shall provide a timely summary of each financing to the Board.

Section 4.12 **Financing Team Members**

A. Retention of Consultants

i. General: All municipal advisors, investment advisors, bond counsel, disclosure counsel, tax counsel, and underwriters will be selected from pools to be created through a Request for Proposals (RFP) or Request for Qualifications (RFQ) process. In isolated instances, such contracts may be awarded on a sole source basis if an RFP or RFQ process would not be feasible or in the District's interests. The District's contracting policies will apply to all contracts with finance professionals associated with bond-financing related matters. Generally, contracts for municipal advisors,

investment advisors, underwriters, and bond, tax, and disclosure counsels will be for up to five years.

Members of the financing team for each specific transaction will be identified and presented to the Board as part of the financing transaction Board report or as a separate informative. If, however, a financing opportunity or need arises such that there is not enough time to obtain Board approval of the financing team through the regular process, the Superintendent may authorize the appointment of the team.

ii. Underwriters: The minimum qualifications for underwriters to be considered for the District's underwriter pools are: the firm must have a permanent office in the State of California; the firm must have completed at least ten (10) financings in the prior two years; the firm must maintain net capital of at least $100,000 at all times; the lead investment banker must have at least five years of experience working on large, complex transactions and must be authorized to sign a bond purchase contract; the firm must hold and maintain at all times all appropriate and required Federal and State licenses and registrations; and the firm must at all times have at least one full-time professional employee with a FINRA Series 53 license (Municipal Securities Principal).

Based upon an evaluation of submitted statements of qualifications, underwriting firms are assigned to one of two tiers, subject to Board approval.

Tier	Eligible Syndicate Assignments
Senior Manager	Eligible to be selected as a senior manager, co-senior manager or co-manager
Small Business Enterprise / Disabled Veteran Business Enterprise	Eligible to be selected as a co-manager

In the event the District issues bonds through a negotiated sale, the underwriters will be selected from the District's underwriter pool by the Office of the CFO. The Office of the CFO will provide the Board of Education the names of the underwriting firms selected and the rationale for their selection. Underwriters may be selected for multiple transactions if multiple issuances are planned for the same project.

iii. General Municipal Advisor(s): The District shall retain general municipal advisory firm(s) to provide general advice on the District's debt management program, financial condition, budget options and rating agency relationships. Additionally, the general municipal advisor(s) may be used to structure issuances of District debt obligations. Any firm serving as a general municipal advisor must be duly registered at all times with both the Securities and Exchange Commission (SEC) and the Municipal Securities Rulemaking Board (MSRB) and must also hold any certifications and/or licenses required by the SEC and/or MSRB.

iv. Bond Counsel, Tax Counsel, and Disclosure Counsel: The District will select bond, tax, disclosure and/or other financial counsel to assist with debt issuances or special projects that do not fall under the bonds, COPs, and TRANs categories of District debt

obligations. Additionally, one or more of the firms may be selected to provide general legal advice on, among other things, debt financing, disclosure documents, and continuing disclosure.

v. Range of Financings: Underwriters, external legal counsel and municipal advisors will be selected for the District's GOs, COPs, TRANs, Mello-Roos, special revenue bonds, and any other multi-year bond programs which may be created. Depending on expertise and consultant availability, a firm can be used on more than one program. Efforts will be made to establish different underwriting teams to provide a number of firms the opportunity to participate in District financings. However, efficiencies and continuity of service are to be considered to achieve the District's objectives.

B. Use of Independent Municipal Advisors

i. Use of Independent Municipal Advisors: Any firm serving as municipal advisor must be duly registered as a municipal advisor on financings at all times with both the Securities and Exchange Commission (SEC) and the Municipal Securities Rulemaking Board (MSRB) and must also hold any certifications and/or licenses required by the SEC and/or MSRB. In recognition of the fact that in a financing the goals of the underwriters and the issuer may inherently conflict, the District will strive to hire municipal advisors who do not participate in the underwriting or trading of bonds or other securities. Under certain circumstances, however, it may be in the District's interests to hire an investment banking firm to act as municipal advisor on specific bond issues, although said firm must comply with any SEC and/or MSRB rules and restrictions pertaining to broker-dealer or investment banks serving as municipal advisor.

ii. Engagement of Municipal Advisor(s): The Office of the CFO may maintain a pool of municipal advisors separated into two tiers – General and Transactional. In order to select the municipal advisors for its pool, the District shall issue an RFP or RFQ which includes comprehensive questions on the experience and capabilities of the municipal advisory firm and the personnel assigned to the District and the firm's status as an SBE. The Office of the CFO will select the municipal advisory firm(s) to provide general advice and to work on a transaction or other projects from its pool of municipal advisors.

a. Firms in the General Municipal Advisor Tier may be used for various financial projects for which the District requires advanced financial expertise not available within the District. Firms in the General MA Tier may also serve as municipal advisors on the District's debt issuances.

b. Firms in the Transactional Municipal Advisor Tier may serve the District as municipal advisors on the District's debt issuances.

c. SBE status shall be a consideration in the selection of municipal or co-municipal advisors.

iii. Independent Registered Municipal Advisor: The Finance Division will select one or more specific firms to serve as the District's IRMA, as defined by the SEC, from the General MA Tier. In order to facilitate open communication with underwriters, the District will prepare and post on its website a letter stating that the District has an IRMA. Before acting on any proposal received from underwriters, the District will consider all feedback received from the IRMA.

iv. Use of Investment Advisors for Investment Advice: Although, in most instances, the Finance Division will make all investment decisions relative to temporary investments pending the expenditure of bond proceeds, an investment advisor may provide investment advice on refundings and other transactions with specialized investment needs. Any firm serving as investment advisor on a District transaction must be registered at all times as an investment advisor with both the Securities and Exchange Commission (SEC) and the Municipal Securities Rulemaking Board (MSRB), as applicable, must hold any certifications and/or licenses required by the SEC and/or MSRB, and must present its Form ADV or equivalent and written fee proposal to the District prior to commencement of any work.

When an Investment Advisor is warranted, in order to select an Investment Advisor, the District may issue an RFP or RFQ which includes comprehensive questions on the experience and capabilities of the responding firm and the personnel assigned to the District and their status as an SBE. A firm may serve as both the Investment and Municipal Advisor.

C. Disclosure by Financing Team Members; Ethics

All financing team members will be required to provide full and complete disclosure, under penalty of perjury, relative to any and all agreements with other financing team members and outside parties. The extent of the disclosure may vary depending on the nature of the transaction. All financing team members shall abide by the Board's code of ethics.

Section 4.13 **Special Situations**

Changes in the capital markets, District programs, and other unforeseen circumstances may from time to time produce situations that are not covered by the Policy. These situations may require modifications or exceptions to achieve policy goals. Management flexibility is appropriate and necessary in such situations, provided specific authorization is received from the Board.

Appendix A **Long-Term Debt—Tax Compliance Procedures**

LOS ANGELES UNIFIED SCHOOL DISTRICT

Statement of Purpose

This Tax Compliance Policy (the "Policy") sets forth specific policies of the Los Angeles Unified School District (the "District") designed to monitor tax compliance by the District with respect to Tax-Advantaged Obligations[1], including but not limited to post-issuance tax compliance with applicable provisions of the Internal Revenue Code of 1986, as amended (the "Code"), and regulations promulgated thereunder (the "Treasury Regulations").

This Policy is intended to document and supplement existing practices and describe various procedures and systems implemented and to be implemented to demonstrate compliance with the requirements that must be satisfied at the time of, and subsequent to, the issuance of Tax- Advantaged Obligations. Compliance with applicable provisions of the Code and the Treasury Regulations is an on-going process and an integral component of the District's debt management program. Accordingly, implementation of this Policy will require ongoing surveillance through, and sometimes beyond, the final maturity of the related issue of Tax-Advantaged Obligations and, likely, consultation with legal counsel beyond the initial engagement for the issuance of particular obligations.

This Policy is meant to set forth best practices and procedures and is intended to be revised over time. The Policy is meant to be the District's initiative to document compliance with the provisions of the Federal tax law addressing Tax-Advantaged Bonds. Given the size, scope, and complexity of the District's financings and school construction and maintenance program, strict compliance with all elements of this Policy will require ongoing review and refinement of the Policy. Any failure to conform to any component of this Policy shall in no way infer that the District is not in compliance with the provisions of the Code applicable to Tax-Advantaged Obligations of the District.

Policies and Procedures Generally

The District's Chief Financial Officer ("CFO") will establish a Tax Compliance Officer to monitor tax compliance with regard to debt offerings. The CFO shall also be responsible for ensuring an adequate succession plan for transferring tax compliance responsibility when changes in staff occur.

The Tax Compliance Officer should coordinate procedures for record retention and review of such records as more fully described herein and needs to gain familiarity with Internal Revenue Service ("IRS") Forms 8038-G, 8038-B, 8038-CP, 14002, and relevant provisions of the Code and the

[1] The District issues (i) bonds, certificates of participation and other obligations, the interest on which is intended to be excluded from gross income for federal income tax purposes ("Tax-Exempt Obligations") and (ii) bonds and other obligations, which provide certain credits to bondholders in lieu of or in addition to interest payments or interest subsidy payments to issuers (*e.g.*, Build America Bonds and Qualified School Construction Bonds), that finance property that was otherwise eligible to be financed with proceeds of Tax Exempt Obligations ("Tax Credit/Subsidy Obligations," collectively with Tax-Exempt Obligations, "Tax-Advantaged Obligations").

Treasury Regulations, including but not limited to Treasury Regulations Sections 1.141- 2, 1.141-3, 1.141-4, 1.141-5, 1.141-6, 1.141-12, 1.141-13, and 1.148-1 through 1.150-2.

The Tax Compliance Officer needs to review tax compliance procedures and systems on a periodic basis, but not less than annually, and consult with the District's General Counsel, Chief Financial Officer, Chief Facilities Executive and bond counsel as appropriate and as needed.

Electronic media will be the preferred method for storage of all records maintained by the District in connection with tax compliance. Document maintenance requirements may change over time, and the Tax Compliance Officer shall consult with bond counsel to develop and maintain a comprehensive records retention policy so as to facilitate continuing compliance with the provisions of the Code applicable to the District's Tax-Advantaged Obligations. The District will maintain the following categories of records with respect to each issue of its outstanding Tax-Advantaged Obligations:

(i) Documentation relating to the authorization, sale, and issuance of Tax-Advantaged Obligations;

(ii) Documentation setting forth the date, amount and purpose of each expenditure of proceeds of each issue of Tax-Advantaged Obligations, as more fully described under "Expenditure of Proceeds" below;

(iii) Documentation of arrangements governing the use of Property Financed with Proceeds of each issue of Tax-Advantaged Obligations, as more fully described under "Private Use and Ownership" below; and

(iv) Documentation relating to the investment of proceeds and replacement proceeds allocable to each issue of Tax-Advantaged Obligations.

The foregoing records shall be maintained by the District under the supervision of the Tax Compliance Officer for a period of not less than six years after the final payment of principal on such Tax-Advantaged Obligations, provided that with respect to property financed with proceeds of Tax-Advantaged Obligations, such records shall be maintained for a period of not less than six years after the final payment of principal on such Tax-Advantaged Obligations or any Tax- Advantaged Obligations issued to refund, directly or indirectly, the issue of Tax-Advantaged Obligations that financed such property.

Issuance of Obligations

With respect to each new issue of Tax-Advantaged Obligations, the Tax Compliance Officer is to (a) obtain and store a closing binder and/or CD or other electronic copy of the relevant and customary transaction documents, (b) confirm that bond counsel or tax counsel has filed with IRS Form 8038-G or Form 8038-B for such issue, and (c) coordinate receipt and retention of relevant books and records with respect to the investment and expenditure of the proceeds of such Tax-Advantaged Obligations. Documentation to be maintained shall include, but not be limited to:

(i) Resolutions of the District and the County authorizing the issuance of the Bonds;

(ii) Bond Purchase Agreement;

(iii) Preliminary Official Statement, Official Statement and any other documentation circulated to potential investors;

(iv) Certifications with respect to delivery of Tax-Advantaged Bonds and the receipt of the purchase price therefor;

(v) Tax Certificate or Tax Compliance Agreement (including exhibits, such as an issue price certificate of the underwriter or, in the event of a private placement, the purchaser);

(vi) With respect to debt issues sold by competitive bid, documents evidencing compliance with the 3-bid rule for purposes of establishing the "issue price" of such obligations;

(vii) Schedules prepared by the Municipal Advisor or Underwriter setting forth the sources and uses of funds, projected expenditure of proceeds, projected investment earnings on proceeds and computation of yields, together with any verification reports issued in connection with the issue;

(viii) With respect to guaranteed investment agreements, or yield restricted defeasance escrows, documentation evidencing compliance with three-bid rules set forth in Treasury Regulation Section 1.148-5;

(ix) Any verification reports issued with respect to the issue; and

(x) Information reporting forms filed with the Internal Revenue Service, and proofs of filings such forms.

Expenditure of Proceeds

The administrator of each office that is responsible for spending proceeds of the District's Tax—Advantaged Bonds will maintain records setting forth the date and amount of each disbursement of proceeds of Tax-Advantaged Obligations administered by its office, together with invoices or other proofs with respect to each disbursement, the name of the vendor or other payee, an identification of the facility or other property acquired, constructed, improved or renovated with the proceeds of such disbursement and a brief description of the actual work performed or property acquired with the proceeds of such disbursement. Within 120 days following the end of each fiscal year of the District, the Tax Compliance Officer shall obtain records setting forth with respect to each disbursement of proceeds of Tax-Advantaged Obligations:

(i) The date of such disbursement;

(ii) The amount of such disbursement;

(iii) The funding source (e.g., specific GO measure or COPs issue);

(iv) The location code and location name;

(v) The object of expenditure; and

(vi) The project number and description, when available, or a brief description of the type of the expenditure.

Within six months after the end of each fiscal year, the Tax Compliance Officer shall prepare a report setting forth the date, amount and purpose of each disbursement of proceeds of each issue of Tax-Advantaged Bonds during the prior fiscal year (the "Issue Expenditure Reports"). The term "purpose" shall mean each separate school facility financed with a disbursement or a description of other property financed with such disbursement.

Private Use and Ownership

Tax-Advantaged Obligations may lose their tax status if a bond issue meets (1) the private business use test (*i.e.*, results in Private Use (defined below)) in Section 141(b)(1) of the Internal Revenue Code of 1986, as amended (the "Code") and (2) (a) the private security or payment test ("Private Security or Payments") in Section 141(b)(2) of the Code (collectively, the "Private Business Test"), or (b) the private loan financing test in Section 141(c) of the Code. The Private Business Test relates to the use of the proceeds of an issue and the test is met if more than the lesser of (1) $15,000,000 and (2) 10 percent[2] of the proceeds of an issue meet both prongs of the Private Business test.

Definition of Private Payments. For purposes of this Policy, "Private Payments" means payments derived, directly or indirectly, in respect of property used or to be used for Private Use. The District will periodically enter into arrangements that result in Private Use but will not involve any Private Payments. Except in the case of certificates of participation, which involve leases of properties that are used in a Private Use or secures obligations that financed property used in a Private Use, or loans of bond proceeds, arrangements that result in Private Use, but do not involve Private Payments, will not cause the District's general obligation bonds to become private activity bonds.[3]

Definition of Private Use. For purposes of this Policy, the term "Private Use" means any activity that constitutes a trade or business that is carried on by persons or entities other than state or local governmental entities ("Nongovernmental Entities"). State or local governmental entities are referred to herein as "Governmental Entities." The United States of America is not treated as a Governmental Entity. Any activity carried on by a person other than a natural person is treated as a trade or business. Any asset financed with Tax-Advantaged Obligations not owned for federal income tax purposes by a Governmental Entity will be considered to be used in a Private Use.

In most cases, Private Use will occur only if a Nongovernmental Entity has a special legal entitlement to use the bond financed property. Such a special legal entitlement includes ownership or actual or beneficial use pursuant to a lease, management, service or incentive payment contract, output contract, research agreement or similar arrangement. Private Use may also be established solely on

[2] Such ten percent limitation is reduced to five percent with respect to Private Use that is either unrelated to governmental uses of proceeds of the same issue, or disproportionate to related governmental uses of proceeds of such issue.

[3] Private use alone may cause the Private Business Test limitations to be exceeded in the event that the obligations to that financed the privately used property are also secured by property used in a private use. For example, certificates of participation in a lease of property that is involved in a private use that finance property that is also used in a private business use may become taxable private activity bonds even if the District receives no payments with respect to such property.

the basis of a special economic benefit to one or more Nongovernmental Entities.

Management and Service Contracts. With respect to management and service contracts, the determination of whether a particular contract results in Private Use shall be based on the application of the Code and Treasury Regulations, including particularly Revenue Procedure 2017-13[4], a summary of which is provided in Exhibit 1 to this appendix. Such management and service contracts include, but are not limited to, operating agreements, construction management agreements, business services agreements, technical consulting services agreements and other similar agreements. Further, for purposes of determining the nature of a Private Use, any management or service contract that is properly characterized as a lease for federal income tax purposes is treated as a lease. Consequently, any such agreements, even though referred to as a management or service contract may nevertheless be treated as a lease. In determining whether a management or service contract is properly characterized as a lease, it is necessary to consider all of the facts and circumstances, including the following factors: (i) the degree of control over the property that is exercised by a nongovernmental person; and (ii) whether a nongovernmental person bears risk of loss of the financed or refinanced property.

General Public Use. Use as a member of the general public is not Private Use, provided that the property is intended to be available, and is in fact reasonably available for use by natural persons not engaged in a trade or business. Arrangements providing for use that is available to the general public at no charge or on the basis of rates that are generally applicable and uniformly applied will not result in Private Use. For this purpose, rates may be treated as generally applicable and universally applied even if different rates apply to different classes of users, provided that such differences are customary and reasonable.

An arrangement is not treated as general public use if the term of use under the arrangement, including all renewal options is greater than 200 days. For this purpose, a right of first refusal under an arrangement is not treated as a renewal option if (i) the compensation for use under the arrangement is redetermined at market rates in effect at the time of the renewal, and (ii) the use of the financed property under the same or similar arrangement is predominantly by natural persons who are not engaged in a trade or business.

Short Term Use. Arrangements fitting within either of the following two arrangements will not result in Private Use:

Use Not Reasonably Available to Natural Persons not Engaged in a Trade or Business. An arrangement will not result in Private Use if (a) the compensation is based on generally applicable and uniformly applied rates, (b) the arrangement does not result in ownership of the property by a nongovernmental person, (c) the term of the use under the arrangement, including all renewal options, is not longer than 100 days, and (d) the arrangement would be treated as general public use, except that the property is not available on the same basis by natural persons not engaged in a trade or

[4] The determination of whether a particular use pursuant to a service contract entered into prior to August 18, 2017 that is not materially modified or extended on or after August 18, 2017 (other than pursuant to a renewal option as defined in Treasury Regulation Section 1.141-1(b)) may be determined on the basis of applying Revenue Procedure 97-13, as modified by Revenue Procedure 2001-39 and amplified by IRS Notice 2014-67Revenue Procedure 97- 13, 1997-1 C.B. 632, as amended by Revenue Procedure 2001-39, 2001-2 C.B. 39. The District will consult with tax counsel prior to applying Revenue Procedure 97-13.

business because generally applicable and uniformly applied rates are not reasonably available to persons not engage in a trade or business.

Use Pursuant to Negotiated Arm's Length Arrangements. Use pursuant to an arrangement will not result in Private Use if (a) the arrangement does not result in ownership of the property by a nongovernmental person, (b) the term of the use under the arrangement, including all renewal options, is not longer than 50 days, (c) the arrangement is a negotiated arm's-length arrangement and compensation under the arrangement is at fair market value and (d) the property is not financed for a principal purpose of providing that property for use by that non-governmental person. .

Construction Contracts and Other Purchases of Capital Assets. A contract with a nongovernmental person to construct capital assets or to sell capital assets to the District does not generally result in Private Use unless additional services are being provided by the nongovernmental person in connection with such contract, *e.g.*, construction management or consulting services. Such services with respect to bond financed property must be analyzed for Private Use under Revenue Procedure 2017-13.

Materials and Commodity Supply Contracts. A contract or purchase order for materials, commodities, inventory or other supplies from a nongovernmental person does not generally result in Private Use unless there are additional services being provided by the nongovernmental person in connection with the contracts, *e.g.*, consulting services. Such service arrangements with respect to bond financed property must be analyzed for Private Use under Revenue Procedure 2017-13.

Ownership of bond financed property. If bond financed property is owned by a nongovernmental person, such ownership will be considered Private Use of the asset for purposes of the Private Use rules.

Leases of bond financed property. All leases of bond financed property to a nongovernmental person constitute Private Use of such property unless an exception for short-term use is satisfied.

Nonpossessory Incidental Use. Any non-possessory incidental use such as vending machines, bank machines and similar uses may be excluded from the Private Use rules to the extent of 2.5% of an issue of Tax-Advantaged Obligations. Such use of bond-financed property shall be tracked by the Tax Compliance Designee.

Joint Ventures, Partnerships or other forms of Joint Ownership. Entry into a joint venture, partnership or other form of joint ownership with a nongovernmental person may give rise to Private Use. Such arrangements with respect to bond financed property must be reviewed by bond counsel.

Special Priority Rights or Special Economic Benefits. A contract which conveys special priority rights or special economic benefits in bond-financed property to a nongovernmental person may create Private Use. In determining whether special economic benefit gives rise to Private Use of bond financed property, it is necessary to consider all of the facts and circumstances, including one or more of the following factors: (a) whether the bond financed property is functionally related or physically proximate to property used in the trade or business of a nongovernmental person; (b) whether only a small number of nongovernmental persons receive the economic benefit; and (c) whether the cost of the bond financed property is treated as depreciable by the nongovernmental person. Such arrangements with respect to bond financed property must be reviewed by bond counsel.

Compilation and Maintenance of Logs Listing Arrangements Potentially Involving Private Trade or Business Use. From time to time, the District enters into the following types of arrangements involving bond financed property:

- Use Agreements and Leases with Charter Schools
- After School Programs
- Summer Camps
- Civic Center Leases
- Naming Rights
- Other Leases, Licenses or Use Agreements Involving Bond Financed Property The arrangements described above will be referred to in this Policy as "Arrangements".

The Tax Compliance Officer will retain copies of the Arrangements, and maintain a log listing such Arrangements, which shall note with respect to each Arrangement (i) whether such Arrangement conforms to the Short-Term Use Exception described above, and (ii) if not, the amount of payments to be received by the District and whether such payments exceed the District's incremental costs of operating and maintaining the subject facility arising from the Private Use of the subject property.

The Tax Compliance Officer shall also compile and maintain a separate list of each arrangement described above that will not qualify for the Short-Term Use Exception and that provides payments to the District that will exceed the District's incremental cost of operating and maintaining the subject facility arising from the arrangement (referred to as the "Potential Private Use Contract Log")[5]. Each item listed in the Private Use Contract Log shall set forth (i) the issue or issues of Tax-Advantaged Bonds that financed property used in connection with such arrangement, (ii) the amount of proceeds of such issue allocable to such property, and (iii) the amount of payments expected with respect to such arrangement, net of the incremental costs incurred by the District to operate and maintain the facility as a result of such arrangement.

The Tax Compliance Officer shall also compile and maintain the following logs:

- *Property Disposition Log*. The Tax Compliance Officer shall compile and maintain a log listing all assets of the District purchased with proceeds of Tax Advantaged Obligations that have been sold or otherwise disposed by the District (each, a "Disposition"). The log should include with respect to each Disposition, the Issue of Tax-Advantaged Bonds that financed the acquisition, construction or renovation of such asset and the amount of proceeds of such issue that are allocable to such asset (the "Property Disposition Log").

[5] Arrangements involving property that was financed with proceeds of any of the District's certificates of participation will be listed in the Potential Private Use Contract Log regardless of whether the District is to receive any payments under such Arrangements.

- *Private Loan Log*. The Tax Compliance Officer shall compile and maintain a log listing all proceeds of each issue of Tax-Advantaged Obligations applied to make loans to third parties (the "Private Loan Log").

The Tax Compliance Designee shall update the respective logs at least annually.

Structuring of Arrangements to Avoid Private Use or Private Payments. It is the Policy of the District that to the extent consistent with the business objectives of the District, any potential Arrangement which might result in Private Use of bond financed property shall be structured so as to avoid or minimize Private Payments.

Dispositions. No transfer, sale or other proposed disposition of bond financed property by the District shall take place without the prior review and approval by the General Counsel, after consultation with bond counsel.

Remedial Actions. In the event that the District is unable to satisfy the limitations with respect to Private Use and Private Payments with respect to any issue of Tax-Advantaged Obligations, the Tax Compliance Officer shall consult with the General Counsel, the Chief Financial Officer and bond counsel and work with bond counsel to effect a remedial actions or take such other actions as shall be required to maintain the tax-advantaged status of such bonds. The Tax Compliance Officer shall provide any information regarding the bond financed property to effectuate such remedial action to the General Counsel and the Chief Financial Officer. The Tax Compliance Officer must maintain copies of the documentation with respect to the remedial action with the Potential Private Use Contract Log and attach such copies to the transcript of closing documents it maintains with respect to each affected issue of Tax-Advantaged Obligations.

Periodic Review. Although the District will monitor Private Use of assets financed with Tax-Advantaged Obligations and Private Payments relating to such use, the Tax Compliance Officer will no less frequently than annually review and update the Potential Private Use Contract Log, the Disposition Log the Private Loan Log and the log that it maintains with respect to each issue of Tax-Advantaged Obligations. The Tax Compliance Officer shall at least annually prepare a detailed calculation of all existing Private Use and Private Payments, if any, that occurred during the prior year (the "Private Use Calculation") with respect to each issue of the District's Tax- Advantaged Obligations. The Potential Private Use Contract Log, the Disposition Log and the Private Use calculations are referred to herein as the "Annual Reports." The Tax Compliance Officer will provide the Annual Reports, reflecting activity through the last day of each fiscal year, to the General Counsel by November 30th of the following fiscal year.

Arbitrage and Rebate

Section 148 of the Code, the regulations promulgated thereunder and the pronouncement relating thereto (the "Arbitrage Rules") are intended to ensure that issuers, such as the District, are issuing Tax-Advantaged Obligations for the primary purpose of financing property needed by the District to carry-out its governmental purposes, and not for the purpose of taking advantage of the difference between its tax-advantaged costs of borrowing and its ability, if any, to invest proceeds of such obligations in higher yielding obligations. Continuing compliance with the Arbitrage Rules primarily involves ensuring that proceeds of Tax-Advantaged Obligations ("Proceeds") are invested in accordance with yield limitations set forth in the Arbitrage Rules, except to the extent an exception

to such yield limitation cannot be satisfied and rebating certain investment earnings to the United States Treasury. With respect to certain issues of Tax- Advantaged Obligations, the District will need to ensure that all proceeds and investment earnings are either expended on qualifying projects within specified periods, or portions of such issues are timely redeemed.

Specific post-issuance procedures to effect compliance with the Arbitrage Rules are addressed below. However, the procedures set forth herein are not intended to be exhaustive and further procedures may need to be identified and implemented, in consultation with the District's staff, bond counsel, tax counsel, if any, and the District's municipal advisors and investment advisors. Since proceeds of the District's bond issues are deposited in a Building Fund administered and invested by the Los Angeles County Treasurer and Tax Collector (the "County Treasurer"), and the County Treasurer collects and invests moneys to be used to pay debt service on the District's Tax-Advantaged Obligations, the County Treasurer shall also be involved in the development and implementation of this Policy insofar as this Policy relates to compliance with the Arbitrage Rules.

Procedures Generally – the following policies relate to procedures and systems for monitoring post-issuance compliance generally with the Arbitrage Rules.

(i) The Tax Compliance Officer shall be responsible for monitoring the District's post-issuance arbitrage compliance issues. The Chief Financial Officer of the District shall be responsible for ensuring an adequate succession plan for transferring post-issuance arbitrage compliance responsibility when changes in staff occur.

(ii) The Tax Compliance Officer should coordinate procedures for record retention and review in accordance with the provisions of this Policy described below. In addition, the Tax Compliance Officer shall ensure that adequate records are established and maintained to set forth the date, amount, and nature of each expenditure of proceeds of each issue of Tax-Advantaged Obligations and investment earnings thereon (the "Proceeds"). Such records shall be consistent with and may be part of the Issue Expenditure Reports described under "Expenditure of Proceeds" above. The Tax Compliance Officer shall also establish and maintain a record of each investment of Proceeds, which shall include (i) the purchase date, (ii) the purchase price, (iii) information establishing that the purchase price is the fair market value as of such date (e.g., the published quoted bid by a dealer in such an investment on the date of purchase), (iv) any accrued interest paid, (v) the face amount, (vi) the coupon rate, (vii) periodicity of interest payments, (viii) disposition price, (ix) any accrued interest received, and (x) disposition date. To the extent any investment becomes allocable to Proceeds after it was originally purchased, it shall be treated as if it were acquired at its fair market value at the time it becomes allocable to Proceeds. To the extent Proceeds are maintained by the County Treasurer, the Tax Compliance Officer shall advise the County Treasurer of the requirement to maintain such records with respect to each investment of Proceeds by the County Treasurer, and obtain a copy of such records from the County Treasurer at least annually.

(iii) The Tax Compliance Officer should review post-issuance arbitrage compliance procedures and systems with bond counsel or tax counsel at least annually.

The following procedures shall be implemented with respect to the issuance of each issue of Tax-Advantaged Obligations:

(i) Following the issuance of each issue of Tax-Advantaged Obligations, the Tax Compliance Officer shall obtain and maintain each of the documents listed above under "Issuance of Obligations" including, a fully executed tax certificate and issue price certificate with respect to such issue and any information reporting forms filed with the Internal Revenue Service with respect to each issue, together with proof of filing. A copy of such certificate and information reporting forms, together with the Timetable (as defined below), shall be provided to the County Treasurer as soon as practicable after the issue date of each issue of Tax-Advantaged Obligations.

(ii) The Tax Compliance Officer should confirm that bond counsel has filed with the Internal Revenue Service (the "IRS") the applicable information report (e.g., Form 8038-G, Form 8038 or Form 8038-B) for such issue.

(iii) The Tax Compliance Officer should coordinate receipt and retention of relevant books and records with respect to the investment and expenditure of the proceeds of such Tax- Advantaged Obligations with other members of the District's staff and staff of the County Treasurer.

(iv) A record should be maintained with respect to each issue of Tax-Advantaged Obligations containing a schedule setting forth (i) the latest date such proceeds may be invested at an unrestricted yield, (ii) the benchmarks that must be satisfied in order to meet an exception to the arbitrage rebate rules, (iii) the dates on which any arbitrage rebate computations are required to be completed and arbitrage rebate is required to be paid to the United States Treasury and (iv) any date by which proceeds are required to either be expended or applied to redeem bonds and any other dates on which all or a portion of the Proceeds of such issue are required or expected to be expended (the "Timetable")

Arbitrage – the following procedures should be carried-out from the issue date through the final redemption date of each issue of Tax-Advantaged Obligations:

(i) The Tax Compliance Officer should coordinate the tracking of expenditures and any investment earnings with other applicable District staff, including staff of the Facilities Division. The Tax Compliance Officer should obtain and review at least monthly reports of the expenditure and investment of proceeds of each issue of Tax-Advantaged Obligations that are on deposit in the District's Building Fund. The Tax Compliance Officer should maintain a procedure for the allocation of proceeds of the issue and investment earnings to expenditures, including the reimbursement of pre-issuance expenditures.

(ii) The Tax Compliance Officer should obtain a computation of the yield on each issue of Tax-Advantaged Obligations from the District's municipal advisor or senior manager and obtain from bond counsel or tax counsel a listing of all arbitrage yield restrictions attributable to Proceeds or amounts treated as proceeds of each issue. For example, with respect to each issue of qualified school construction bonds, the Tax

Compliance Officer should obtain from tax counsel or bond counsel the yield limitation with respect to any invested sinking fund established for such issue.

(iii) The Tax Compliance Officer should monitor compliance with the applicable "temporary period" (as defined in the Code and Treasury Regulations), and expectations for the expenditure of proceeds of the issue and advise the County Treasurer of the need to yield restrict investments with respect to proceeds that are not eligible to be invested at an unrestricted yield pursuant to a temporary period.

(iv) The Tax Compliance Officer should coordinate with the County Treasurer and the bond trustee, if applicable, to ensure that investments acquired with proceeds of each issue of Tax-Advantaged Obligations are purchased at fair market value. In determining whether an investment is purchased at fair market value, any applicable Treasury Regulation safe harbor may be used. In the event Proceeds are invested in an investment contract or any other investment that is not traded on an established market, and for which fair market values are not continually published, the Tax Compliance Officer or County Treasurer shall consult with bond counsel or tax counsel to ensure that fair market rules set forth in the Treasury Regulations are satisfied.

(v) The Tax Compliance Officer should coordinate with the County Treasurer, the Chief Facilities Executive, and the applicable bond trustee to avoid formal or informal creation of funds reasonably expected to be used to pay debt service on such issue without determining in advance whether such funds must be invested at a restricted yield.

(vi) The Tax Compliance Officer should consult with bond counsel or tax counsel prior to engaging in any post-issuance credit enhancement transactions (e.g., bond insurance, letter of credit) or hedging transactions (e.g., interest rate swaps, caps).

(vii) The Tax Compliance Officer should coordinate with bond counsel to identify situations in which compliance with applicable yield restrictions depends upon later investments and monitor implementation of any such restrictions.

(viii) The Tax Compliance Officer should coordinate with the arbitrage rebate consultant, as described in (ix) below, to monitor compliance with six-month, 18-month or 2-year spending exceptions to the rebate requirement, as applicable.

(ix) The Tax Compliance Officer should coordinate with Chief Financial Officer to ensure that the District continuously engages a firm nationally recognized in the area of arbitrage rebate compliance with respect to each issue of Tax-Advantaged Obligations to arrange, as applicable, for timely computation of arbitrage rebate or arbitrage yield reduction liability and, if rebate or a yield reduction payment is due to the IRS, for timely filing of Form 8038-T and, to arrange timely payment of such rebate liability. Such arbitrage rebate consultant shall also confirm whether any of the spending exceptions to the arbitrage rebate rules are satisfied. The Tax Compliance Officer should ensure that each arbitrage rebate consultant is provided with a copy of the Timetable with respect to each issue of Tax-Advantaged Obligations and that the

contract or engagement letter with such arbitrage rebate consultant provides for such arbitrage rebate consultant to work with the District to refine the Timetable and provide timely notification to the Tax Compliance Officer of each deadline set forth in the Timetable. The Tax Compliance Officer shall maintain its records with respect to each issue of Tax-Advantaged Obligations copies of each report submitted by any arbitrage rebate consultant and each Form 8038-T filed by the District.

(x) The Tax Compliance Officer should, in the case of any issue of refunding obligations, coordinate with the District's municipal advisor, the applicable bond trustee, and the applicable escrow agent to arrange for the purchase of the refunding escrow securities, should obtain a computation of the yield on such escrow securities from the verification agent and should monitor compliance with applicable yield restrictions. Timetables should be adjusted to reflect the termination of temporary periods, the allocation of Proceeds of the refunded bonds as transferred proceeds of the refunding bonds and other matters resulting from such refunding.

Retention of Records

Retention of Records. As described above, the District is required to prepare the Annual Reports, which summarize and analyze certain underlying documentation related to the Tax-Advantaged Obligations. In addition to the requirement to retain the Annual Report, the District will also need to retain the related underlying documentation (the "Records") described below.

Records Required to be Retained. The Records that must be retained include, but are not limited to, the following:

(i) All legal and accounting documents relating to proceeds of the Tax-Advantaged Obligations, including opinions of counsel and the tax certificate with respect to each issue of Tax-Advantaged Obligations.

(ii) Expenditure of Proceeds of Tax-Advantaged Obligations as described below.

(a) Documents evidencing the expenditure of the proceeds of the Tax-Advantaged Obligations and investment earnings thereon and the specific assets financed with such proceeds, including projected draw schedules and invoices (*e.g.*, records with respect to the bond accounts and funds);

(b) Documents setting forth all funds and accounts relating to the Tax-Advantaged Obligations;

(c) Documents pertaining to the investment of the proceeds of the Tax-Advantaged Obligations (e.g., records with respect to the bond accounts and funds), including the purchase and sale of securities, guaranteed investment contracts, and swap/hedge transactions;

(d) With respect to all investments acquired in any fund or account in connection with the Tax-Advantaged Obligations, the information set forth under the heading "Arbitrage and Rebate" herein;

(iii) Documents evidencing any allocations with respect to the proceeds of the Tax-Advantaged Obligations.

(iv) Documents evidencing the use and ownership of the bond financed property, including contracts for the use of such property (e.g., the Annual Reports, and the logs described herein, and documents evidencing the sale or other disposition of the bond financed property).

Required Retention Periods. The District will retain the Records and Reports until the date that is six years after the complete retirement of the related Tax-Advantaged Obligations, provided that if any portion of the related Tax-Advantaged Obligations is refunded, such retention period shall not expire prior to the date that is six years after the complete retirement of any issue that is refunded, directly or indirectly, such portion of the related Tax-Advantaged Obligation.

Form of Records. The District will keep all records in a manner that ensures complete access thereto for the applicable above described period either in hard copy or electronic format. If the records are kept in electronic format, compliance is necessary with the requirements of Revenue Procedure 97-22, 1997-1 C.B. 652, (or subsequent guidance provided by the Internal Revenue Service), which provides guidance for maintaining books and records by using an electronic storage system that either images their hardcopy books and records or transfers their computerized books and records to an electronic storage media (*e.g.*, an electronic data compression system).

Failure to Retain Records. A failure to maintain material records required to be retained by this Section may result in the loss of the tax status of the Tax-Advantaged Obligations and could cause additional arbitrage rebate to be owed.

Reissuance

The following policies relate to compliance with rules and regulations regarding reissuance of Tax-Advantaged Obligations issued by the District:

The CFO and the Tax Compliance Officer in conjunction with the General Counsel are to (a) identify and consult with bond counsel regarding any post-issuance change to any terms of an issue of Tax-Advantaged Obligations, (b) request bond counsel to determine whether such potential change would cause the issue to be treated as "reissued" for federal income tax purposes, and (c) confirm with bond counsel whether any "remedial action" in connection with a "change in use" (as such terms are defined in the Code and Treasury Regulations) must be treated as a reissuance for certain tax purposes.

Training

The District shall engage its bond counsel or special tax counsel to provide a seminar at least every five years, which shall be attended by the Tax Compliance Officer, representatives of the Chief Financial Officer, the General Counsel and the Chief Facilities Executive and staff members from each office of the District responsible for the expenditure of proceeds of the District's Tax-Advantaged Obligations. The County Treasurer and members of the Bond Oversight Committee should also be invited to participate in such seminar. Such seminar shall include a review of the District's compliance initiatives during the prior twelve-month period, discussions relating to

restrictions on the use of proceeds of Tax-Advantaged Bonds, arbitrage requirements, and recent developments in such areas.

EXHIBIT 1 to Appendix A

SAFE-HARBOR MANAGEMENT CONTRACT GUIDELINES
REV. PROC. 2017-13

General Rule.

A contract between a state or local governmental unit (a "**Qualified User**") and a manager or operator which is not a state or local government unit (a "**Provider**") for the management of, or services rendered at, or incentive payment in respect of, a tax-exempt bond-financed facility (the "**Managed Property**") that meets the safe-harbor guidelines of Rev. Proc. 2017-13 as summarized below, is treated as not creating any private business use under Section 141(b) of the Internal Revenue Code (the "**Code**"). In addition, if the guidelines are met, the burden to prove that the contract creates impermissible private activity would shift to the Internal Revenue Service ("**IRS**") in a tax court proceeding. All contracts must be reviewed on a case-by-case basis.

Under Rev. Proc. 2017-13, a contract under which the only compensation consists of reimbursements of actual and direct expenses paid by the Provider to "Unrelated Parties" and reasonable related administrative overhead expenses of the Provider does not create private business use. "Unrelated Parties" are persons other than either: (1) a related party (as defined in § 1.150-1(b) of the federal income tax regulations) to the Provider; or (2) a Provider's employee.

General Financial Requirements.

1. *Reasonable Compensation*. The compensation, including any payments to reimburse actual and direct expenses paid by the Provider and related administrative expenses of the Provider, must be reasonable.

2. *No net profits arrangements*. The compensation paid to the Provider must not include a share of net profits from the operation of the Managed Property.

- Compensation to the Provider will not be treated as including a share of net profits if no element of the compensation takes into account, or is contingent upon, either the Managed Property's net profits or both the Managed Property's revenues and expenses for any fiscal period (other than any reimbursements of direct and actual expense paid by the Provider to Unrelated Parties).

- For this purpose, the elements of the compensation are the eligibility for, the amount of, and the timing of the payment of the compensation.

- Incentive compensation will not be treated as providing a share of net profits if the eligibility for the incentive compensation is determined by the Provider's performance in meeting one or more standards that measure quality of services, performance, or productivity, and the amount and the timing of the payment of the compensation is not based on or contingent on the net profits of the Managed Property.

3. *No Bearing of Net Losses*. The contract must not, in substance, impose upon the Provider the burden of bearing any share of net losses from the operation of the Managed Property.

- An arrangement will not be treated as requiring the Provider to bear a share of net losses if:
  - the determination of the amount of the Provider's compensation and the amount of any expenses to be paid by the Provider (and not reimbursed), separately and collectively, do not take into account either the Managed Property's net losses or both the Managed Property's revenues and expenses for any fiscal period; and
  - the timing of the payment of compensation is not contingent upon the Managed Property's net losses.
- The reduction of a Provider's compensation by a stated dollar amount (or one of multiple stated dollar amounts) for failure to keep the Managed Property's expenses below a specified target (or one of multiple specified targets) will not be treated as bearing a share of net losses as a result of this reduction.

4. *Permissible Certain Types of Compensation*. Compensation in the form of capitation fees, periodic fixed fees, and per-unit fees is not treated as providing a share or net profits or requiring the Provider to bear a share or net losses regardless of whether the Service Provider pays expenses with respect to the Managed Property.

- *Capitation Fee* is a fixed periodic amount for each person for whom the Provider or the Qualified User assumes the responsibility to provide all needed services for a specified period, so long as the quantity and type of services actually provided to such persons varies substantially. A capitation fee may include a variable component of up to 20 percent of the total capitation fee designed to protect the Provider against risk such as risk of catastrophic loss.
- *Periodic Fixed Fee* is a stated dollar amount for services rendered for a specified period of time. The stated dollar amount may automatically increase according to a specified objective external standard (*e.g.*, Consumer Price Index and similar external indices) that is not linked to the output or efficiency of the Managed Property.
- *Per-Unit Fee* is a fee based on a unit of services provided specified in contract or otherwise specially determined by an independent third party. The stated dollar amount may automatically increase according to a specified objective external (*e.g.*, Consumer Price Index and similar external indices) standard that is not linked to the output or efficiency of the Managed Property.

5. *Timing of Payment of Compensation*. Deferral due to insufficient net cash flows will not cause the deferred compensation in the form of a capitation fee, periodic fixed fee or per-unit fee to be treated as contingent upon net profits or net losses if the contract includes the following requirements:

- The compensation is payable at least annually;
- The Qualified User is subject to reasonable consequences for late payment, such as reasonable interest charges or late payment fees; and

- The Qualified User will pay the deferred compensation (including interest and late payment fees) no later than the end of five years after the original due date of the payment.

Control by the Qualified User.

The Qualified User must exercise a significant degree of control over the use of the Managed Property.

- Generally, property that is leased, licensed or generally under the management or control of a Provider is treated as used in a private business use.

- This control requirement is met if the contract requires the Qualified User to approve the annual budget of the Managed Property, capital expenditures with respect to the Managed Property, each disposition of property that is part of the Managed Property, rates charged for the use of the Managed Property, and the general nature and type of use of the Managed Property (for example, the type of services).

- For this purpose, for example, a Qualified User may also show approval of capital expenditures for a Managed Property by approving an annual budget for capital expenditures described by functional purpose and specific maximum amounts; and a Qualified User may show approval of dispositions of property that is part of the Managed Property in a similar manner.

- Further, a Qualified User may show approval of rates charged for use of the Managed Property by either expressly approving such rates or approving a reasonable general methodology for setting such rates, or by including in the contract a requirement that the Provider charge rates that are reasonable and customary as specifically determined by an independent third party.

Permitted Terms.

The term of the contract, including all renewal options that may be exercised by the Provider, may not be greater than the lesser of 30 years or 80 percent of the weighted average reasonably expected economic life of the Managed Property.

- For this purpose, economic life is determined as of the beginning of the term of the contract, and a contract that is materially modified is retested as a new contract as of the date of the material modification.

- Any material modifications to a service contract will cause the term of the contract to be reviewed for purposes of Rev. Proc. 2017-13.

- If more than 25 percent of the proceeds of any bond issue is used to acquire land, then land is taken into account in the calculation and treated as having a 30-year life.

No Circumstances Substantially Limiting Exercise of Rights.

There must not be any role or relationship between the Qualified User and the Provider that would substantially limit the Qualified User's ability to exercise its rights under the contract, including cancellation rights (the "**Unrelated Person Requirement**").

- This requirement is considered satisfied if:
  - not more than 20% of the voting power of the governing board of the Qualified User in the aggregate is vested in the directors, officers, partners, members, and employees of the Provider,
  - neither the chief executive officer or the chairperson (or equivalent executive) of the Provider is a member of the governing board of the Qualified User, and
  - the chief executive officer of the Provider (or any person with equivalent management responsibilities) is not the chief executive officer of the Qualified User or any entity that is part of the same "controlled group" as the Qualified User.
- For these purposes, an entity is part of the same "controlled group" as the Qualified User if one entity has either (i) the right or power both to approve and remove, without cause, a controlling portion of the governing board of the other entity, or (ii) the right or power to require the use of funds or assets of the controlled entity for any purpose of the controlling entity.

Risk of Loss of the Managed Property.

The Qualified User must bear the risk of loss upon damage or destruction of the managed property (for example, upon *force majeure*).

No Inconsistent Tax Position.

The contract must contain language evidencing the agreement by the Provider to not take any tax position that it is inconsistent with being a service provider to the Qualified User with respect to the Managed Property, *e.g.*, the Provider must agree not to claim any depreciation or amortization, investment tax credit, or deduction for any payment as rent with respect to the Managed Property.

Functionally Related and Subordinate Use.

A Provider's use of the Managed Property that is functionally related and subordinate to performance of its services under a management contract for the Managed Property conforming to the requirements of Rev. Proc. 2017-13 does not result in private business use (for example, use of storage areas to store equipment used to perform activities required under a management contract that meets the requirements of Rev. Proc. 2017-13 does not result in private business use).

Certain Exceptions.

Certain arrangements generally are not treated as management contracts that are subject to the above rules. These include:

- Contracts for services that are solely incidental to the primary governmental function or functions of a bond-financed facility (*e.g.*, contracts for janitorial, office equipment repair, hospital billing or similar services);

- The mere granting of admitting privileges by a hospital to a doctor, even if those privileges are conditioned on the provision of *de minimis* services, if those privileges are available to all qualified physicians in the area, consistent with the size and nature of its facilities;

- A contract to provide for the operation of a facility or system of facilities that consists predominantly of public utility property (as defined in section 168(i)(10) of the 1986 Code), if the only compensation is the reimbursement of actual and direct expenses of the service provider and reasonable administrative overhead expenses of the service provider; and

- A contract for services, if the only compensation is the reimbursement of the service provider for actual and direct expenses paid by the service provider to unrelated parties. For this purpose, payments to employees of the Provider are not treated as payments to unrelated parties.

Terms to be Included in Each Management Contract.

Each Management Contract should evidence compliance with each of the requirements set forth above and explicitly include the following:

- Language evidencing control by the Qualified User.

- Language identifying the Managed Property and the parties' estimation of the reasonably expected economic life of the Managed Property at the time the parties enter into the Management Contract.

- Language identifying rates charged for use of the Managed Property or including a reasonable general description of the method used to set the rates, or evidencing that the Provider charges rates that are reasonable and customary as specifically determined by, or negotiated with, an independent third party.

- An explicit provision that all net losses from the Managed Property and the risks of damage, destruction or taking of the Managed Property, other than damage or destruction of the Managed Property resulting from negligence, recklessness or intentional acts of the Provider, are to be borne by the Qualified User.

- Representations of each party that the Unrelated Person Requirement is satisfied.

- Language evidencing the agreement by the Provider to not take any tax position that it is inconsistent with being a service provider to the Qualified User with respect to the Managed Property.

Appendix B **Continuing Disclosure Procedures**

LOS ANGELES UNIFIED SCHOOL DISTRICT

I. INTRODUCTION

A. Purpose

These continuing disclosure procedures ("Continuing Disclosure Procedures" or "Procedures") of the Los Angeles Unified School District (the "District") are intended to (a) ensure that the District's Continuing Disclosure Documents (as defined below) are accurate and comply with all applicable federal and state securities laws, and (b) promote best practices regarding the preparation of the District's Continuing Disclosure Documents.

B. Definitions

1. "Continuing Disclosure Documents" means (a) annual continuing disclosure reports filed with the Municipal Securities Rulemaking Board's ("MSRB), (b) event notices and any other filings with the MSRB, and (c) debt reports filed with the California Debt and Investment Advisory Commission (CDIAC).

2. "Official Statements" means preliminary and final official statements, private placement memoranda and remarketing memoranda relating to the District's securities, together with any supplements, for which a continuing disclosure obligation is required.

II. KEY PARTICIPANTS

A. Disclosure Practices Working Group

1. *Composition*. The Disclosure Practices Working Group (the "Disclosure Working Group") has been created by the Chief Financial Officer ("CFO") to have general oversight over the entire continuing disclosure process. Membership in the Disclosure Working Group shall be appointed by the CFO and consist of persons relevant to the disclosure process. The following persons currently constitute the Disclosure Working Group.

   (a) Chief Financial Officer;

   (b) Chief Disclosure Officer;

   (c) Disclosure Coordinator;

   (d) Disclosure Counsel; and

(e) Any other individuals appointed by the CFO.

2. The Disclosure Working Group shall consult with external professionals (such as those with expertise as bond counsel, tax counsel, disclosure counsel, and municipal advisor) or other interested parties as the CFO or any other member of the Disclosure Working Group determine is advisable related to continuing disclosure issues and practices. Meetings of the Disclosure Working Group may be held in person or via conference call.

3. The Disclosure Working Group is an internal working group of the District staff (with the exception of Disclosure Counsel) and not a decision-making or advisory body subject to the provisions of the Ralph M. Brown Act (Government Code Section 54950 et seq.)

4. *Responsibilities*. The Disclosure Working Group is responsible for:

(a) Reviewing and approving all Continuing Disclosure Documents as contained in the District's Preliminary and Final Official Statements before such documents are posted;

(b) Reviewing annually the District's status and compliance with continuing disclosure obligations including filings of Annual Reports and Notices of Listed Events as described in Sections III.B. and III.C. below;

(c) Reviewing any items referred to the Disclosure Working Group; and

(d) Evaluating the effectiveness of these Continuing Disclosure Procedures and approving changes to these Continuing Disclosure Procedures.

B. Chief Disclosure Officer

1. *Appointment*. The CFO, in consultation with the other members of the Disclosure Working Group, shall select and appoint the Chief Disclosure Officer.

2. *Responsibilities*. The Chief Disclosure Officer is responsible for:

(a) Approving the Continuing Disclosure Documents, Listed Event Notices, and Voluntary Filings.

(b) Overseeing the work of the Disclosure Coordinator.

C. Disclosure Coordinator

1. *Appointment.* The CFO, in consultation with the other members of the Disclosure Working Group, shall select and appoint the Disclosure Coordinator (currently the Director of Treasury/Capital Fund Compliance).

2. *Responsibilities.* The Disclosure Coordinator is responsible for ensuring that the following are done:

(a) Preparing and filing the Continuing Disclosure Documents and seeking assistance from professionals in the municipal advisory and bond, tax, and disclosure counsel pools, as necessary;

(b) Serving as a "point person" to communicate issues or information that should be or may need to be included in any Continuing Disclosure Document or a specific filing of, for example, a Listed Event Notice or a Voluntary Filing;

(c) Monitoring compliance by the District with these Continuing Disclosure Procedures, including timely dissemination of the annual report and event filings as described in Sections III.B. and C. below;

(d) Recommending changes to these Continuing Disclosure Procedures to the Disclosure Working Group as required, necessary, or appropriate;

(e) Following up with others, including management of outside consultants assisting the District, in the preparation and dissemination of Continuing Disclosure Documents to make sure that assigned tasks have been completed on a timely basis and making sure that the filings are made on a timely basis and are accurate;

(f) Together with the CFO, coordinating the timely provision of information to Disclosure Counsel as needed to fulfill its responsibilities to the District;

(g) In anticipation of preparing Continuing Disclosure Documents, soliciting "material" information (as defined in Securities and Exchange Commission Rule 15c2-12) from District units;

(h) Maintaining records documenting the District's compliance with these Continuing Disclosure Procedures;

(i) Reviewing compliance with and providing appropriate certifications in connection with the various covenants in bond, COPs, and TRANs documents. The Disclosure Coordinator shall review the bond documents to determine which covenants require an annual or regular certification and maintain a list of the same;

(j) Monitoring the websites and subscribing to the communications (e.g., news alerts, press releases, etc.) of each Rating Agency and Bond Insurer (defined herein) in order to be aware of any rating change as described in each Continuing Disclosure Document;

(k) CDIAC Reporting – Report of Sales of Public Debt and Annual Debt

Transparency Report

(l) LACOE – Public Disclosure of Non-Voter Approved Debt

III. CONTINUING DISCLOSURE FILINGS

A. Overview of Continuing Disclosure Filings

1. Under the continuing disclosure undertakings in connection with its debt offerings, the District is required to file annual reports ("Annual Reports") with the Municipal Securities Rulemaking Board's ("MSRB") Electronic Municipal Market Access ("EMMA") system in accordance with such agreements in each year. Such Annual Reports are required to include the District's audited financial statements and certain updated financial and operating information (or may incorporate by reference publicly available documents that contain such information).

2. In accordance with each Continuing Disclosure Documents, if audited financial statements are not available by the date the Annual Report is required to be filed, unaudited financial statements are to be included in such Annual Report and audited financial statements shall be filed when such statements become available. If unaudited financial statements are filed, the cover page may include a disclaimer stating that such financial statements are unaudited and are subject to adjustments and modifications, the result of which will be presented in the audited financial statements. In addition, in accordance with the applicable Continuing Disclosure Document, the District shall file or cause to be filed a notice of any failure to provide its Annual Report on or before the date specified in a Continuing Disclosure Document.

3. The District is also required under its continuing disclosure obligations to file notices of certain events on EMMA.

4. In accordance with State law, the District is required to file annual debt reports ("CDIAC Reports") with the CDIAC for any issue of debt, including capital leases, issued during the reporting period. The CDIAC Reports are due within seven months of the close of the reporting period, defined as July 1st to June 30th.

B. Annual Reports

The Disclosure Coordinator shall ensure that the preparation of the District's Annual Reports commences as required under each specific continuing disclosure obligation. Before any annual report is submitted to EMMA, the Disclosure Coordinator shall confer with the Disclosure Working Group as needed regarding the content and accuracy of any Annual Report.

C. Event Filings

Each member of the Disclosure Working Group shall notify the other members of the Disclosure Working Group if he or she becomes aware of any of the material events listed in any of the District's continuing disclosure certificates. The Disclosure Working Group may meet to discuss the event and to determine, in consultation with counsel from the bond, tax, and disclosure counsel pool to the extent determined by the Disclosure Coordinator and the CFO, whether a filing is required or is otherwise desirable.

D. Paying Agent, Bond Insurer, and Rating Agency Filings

1. The Disclosure Coordinator shall submit to each issuer of a financial guaranty insurance or municipal bond insurance policy guaranteeing the scheduled payment of principal of and interest on an outstanding issue of bonds when due (a "Bond Insurer"), paying agent and trustee such annual or interim financial information and other information as it may request in accordance with the respective agreements with the District.

2. Each member of the Disclosure Working Group shall notify the other members of the Disclosure Working Group if he or she becomes aware of any of the events for which Moody's Investor's Service, Standard & Poor's Rating Services, a Standard & Poor's Financial Services LLC business, Fitch Ratings, KBRA or any other such rating agency then-rating the District's bonds (each, a "Rating Agency"), any Bond Insurer, paying agent or trustee of the District's bonds requires notice. The Disclosure Working Group may meet to discuss the event and to determine, in consultation with counsel from the bond, tax, and disclosure counsel pool to the extent determined by the Disclosure Coordinator and the CFO, whether a filing is required or is otherwise desirable.

3. The Disclosure Coordinator shall submit to each such Rating Agency such financial and other information it may request to obtain or maintain a rating on the Bonds

E. Uncertainty

The CFO may direct questions regarding the Procedures or disclosure to counsel from the bond, tax and disclosure counsel pool, the Office of General Counsel, or such other counsel or consultant as he/she deems appropriate.

F. Voluntary Disclosures

The District's policy is to only file annual financial information and operating data and listed event notices that are required under the Continuing Disclosure Documents and applicable federal securities laws. The Disclosure Coordinator may determine to file voluntary disclosure information that is not required under the Continuing Disclosure Documents.

G. CDIAC Reports

The Disclosure Coordinator shall ensure that the preparation of the CDIAC Reports shall be prepared as required under State law. Before any report is submitted to CDIAC, the Disclosure Coordinator shall confer with the Disclosure Working Group as needed regarding the content and accuracy of any CDIAC Report.

IV. DOCUMENTS TO BE RETAINED

The Disclosure Coordinator shall be responsible for maintaining records demonstrating compliance with these Continuing Disclosure Procedures. The Disclosure Coordinator shall retain an electronic or paper file ("Disclosure File") for each Annual Report that the District files or causes to be filed on EMMA. Each Disclosure File shall include final versions of the Continuing Disclosure Documents; written confirmations, certifications, letters and legal opinions described herein; copies of these Continuing Disclosure Procedures and a list of individuals to whom they have been distributed and the dates of such distributions; and a written record of the dates of meetings and/or conference calls of the Disclosure Working Group. The Disclosure File shall be maintained in a central depository for a period of five years from the later of the date of delivery of the securities referenced in the Continuing Disclosure Document, or the date the Continuing Disclosure Document is published, posted, or otherwise made publicly available, as applicable.

V. EDUCATION

A. The CFO shall ensure that the Disclosure Coordinator and the Disclosure Working Group are properly trained to understand and perform their responsibilities. Such training may include training sessions conducted by consultants with expertise in municipal securities law, municipal securities compliance and disclosure or by attendance at conferences, or other appropriate methods identified by the CFO.

B. The District shall engage a law firm of nationally recognized standing in matters pertaining to the federal securities laws ("Disclosure Counsel") to provide a seminar at least every five years, which shall be attended by the Disclosure Coordinator, representatives of the Chief Financial Officer and the General Counsel, and members of the District's Board of Education. Members of the Bond Oversight Committee should also be invited to participate in such seminar. Such seminar shall include a review of the District's disclosure compliance initiatives during the prior twelve-month period.

VI. AMENDMENTS

Other than timely meeting the requirements of its Continuing Disclosure Documents continuing disclosure certificates, any provisions of these Continuing Disclosure Procedures may be waived or amended at any time upon consultation with the CFO.

Appendix C **Internal Control Procedures**

LOS ANGELES UNIFIED SCHOOL DISTRICT

I. PURPOSE

These internal control procedures ("Internal Control Procedures" or "Procedures") of the Los Angeles Unified School District (the "District") are intended to ensure that the proceeds of the issuance general obligation bonds ("GO Bonds"), certificates of participation ("COPs") and other lease-backed financings, tax and revenue anticipation notes ("TRANs") and other forms of indebtedness will be directed to the intended and allowable use.

II. BACKGROUND

The District has been authorized by voters to issue up to $36.605 billion in GO bonds under seven separate bond measures. Pursuant to the requirements of the bond measures, the Bond Oversight Committee (BOC) was established. The BOC is a 15-member independent oversight panel that reviews the recommendations for expenditure of the bond proceeds.

The District issues COPs to fund other capital needs not covered by the GO Bond authorizations. The Bond Compliance Unit was established to monitor the use of the proceeds from the issuance of GO Bonds and COPs.

District schools and offices enter into capital lease agreements for various equipment items such as computers, printers and copiers. The process for lease agreements is outlined in the District's procurement manual.

III. KEY CONTROL ACTIVITIES

A. Authorization and Approval of Projects

1. A Strategic Execution Plan is presented to the Board of Education outlining the proposed projects, funding sources (primarily GO bonds) and project schedule.

2. Non-Facilities projects are reviewed by OGC and the Bond Compliance Unit prior to the submission of the projects to the BOC or Board of Education for approval.

3. The BOC meets monthly to review and to adopt resolutions recommending the expenditure of bond funds to the Board of Education. LAUSD staff present proposed projects to the BOC for consideration as "Strategic Execution Plan" (SEP) amendments.

4. After the review and recommendation from the BOC, the Board of Education reviews and adopts the amendments to the SEP.

B. Budget and Expenditure Authorization

1. Initial budgets and budget adjustments (BAs), such as those to create and control positions, for GO bond and COPs funding sources are reviewed and approved by the Bond Compliance Unit for:

   (a) Required Board and BOC project approval

   (b) Appropriate use of funds under the state and federal law

2. Expenditure transfers for GO bond and COPs funding sources are reviewed and approved by the Accounting and Disbursements Division for appropriate accounting treatment, and approved by the Bond Compliance Unit for bond-eligibility.

3. In coordination with the Budget Services Division, the Bond Compliance Unit conducts an annual review of all existing and new positions funded or to be funded by bond funds and provides approval prior to the roll-over or creation of these positions into the new budget fiscal year.

C. Semi-Annual Certification

All employees whose positions are partially or fully funded from bond program(s) are required to certify, on a semi-annual basis, that they have worked on related bond eligible projects and activities for the period covered by the certification. The requirements and guidelines for the documentation of bond-funded employees are outlined in District Bulletin #BUL-6521.1.

D. Procurement Manual

The District's procurement manual outlines internal control procedures for procuring supplies, equipment, and general and professional services, including contracts and equipment leases.

E. Equipment Inventory

Each District site is required to maintain equipment inventory records for equipment whose current market value exceeds $500. The requirements and guidelines for inventory records are outlined in District Bulletin #BUL-953.1.

F. Fixed Assets Module

The District uses SAP's Fixed Asset Module to account for the District's fixed assets. This serves as a subsidiary ledger for fixed assets and handles the acquisition, depreciation and retirement of assets.

G. SAP

The District uses SAP for recording financial transactions. This provides for a

workflow process that is used for enforcing internal controls. It also provides an audit trail for all transactions.

H. Audits

1. The GO Bond Funds are audited as part of the District's Annual Financial Audit.

2. The GO Bond Funds are also subject to a Performance Audit each year.

3. COPs proceeds and capital leases are audited as part of the District's Annual Financial Audit

IV. References

A. Facilities Strategic Execution Plans: https://www.lausd.org/facilities/sep

B. ITS Strategic Execution Plans: https://its.lausd.org/apps/pages/index.jsp?uREC_ID=4385867&type=d&pREC_ID=2619897

C. Comprehensive Guide to District Procurement: Comprehensive Guide to District Procurement REF-102076.0

Return to Order of Business

TAB 21

Los Angeles Unified School District

333 South Beaudry Ave,
Los Angeles, CA 90017

Board of Education Report

File #: Rep-459-25/26, Version: 1 Agenda Date: 6/12/2026
In Control: Business & Finance Division

Statutory School Fees (Level 1 Impact Fees) [PUBLIC HEARING]
Finance Division

Brief Description:
(Statutory School Fees (Level 1 Impact Fees). Recommends approval of the Impact Fee Justification Study to levy the new authorized Level 1 fees (Attachment A).

Action Proposed:
Approval of the Impact Fee Justification Study (Attachment A) showing the District's ability to levy the Level 1 fees authorized by the State Allocation Board (SAB).

Background:
On January 28, 2026 the State Allocation Board took action to adjust impact fees for new residential and commercial/industrial construction. Based on the new rates, school districts are authorized to levy up to $5.38 per square foot on residential construction and $0.87 per square foot on commercial/industrial construction. The proposed increase will be $0.21 per square foot for residential and $0.03 per square foot for commercial/industrial construction. The District's impact fee justification report has been updated to reflect the maximum rate that the District can charge under the impact fee statutes. The new rate becomes effective, and can be levied, sixty (60) days after the resolution has been adopted.

Expected Outcomes:
The District will be able to levy the new Level 1 residential rate of $5.38 per square foot and the new commercial/industrial rate of $0.87 per square foot, except for rental self-storage facilities which are $0.32 per square foot and for parking structures which are $0.44 per square foot, effective sixty days after approval by the Board.

Board Options and Consequences:
If the Board elects to approve the updated justification study, the District will be able to levy the new maximum Level 1 residential and commercial/industrial rates.

If the Board elects not to adopt the updated justification study, the current rates will remain in effect.

Policy Implications:
There is no change in District policy.

Budget Impact:
The new rates will be reflected in the impact fee revenue projections.

Student Impact:
Impact fees assessed upon residential, commercial, or industrial development projects located within District boundaries are used to provide funds for construction and reconstruction of school facilities to accommodate students generated from new development projects.

Equity Impact:

Component	Score	Score Rationale
Recognition	1	Impact fee increases occur every two years to mitigate higher construction costs of additional school facilities needed to house the growth in student population within District boundaries. It is a cost of inflation adjustment as permitted by Government Code Section 65995.
Resource Prioritization	4	Impact fees levied are directly used to partially fund the costs of new or reconstructed school facilities, due to increases in student population brought on by new property developments.
Results	2	The fee increase recognizes the higher costs associated with the construction of needed school facilities and could result in closing opportunity gaps.
TOTAL	7	

Issues and Analysis:
The proposal is in accordance with Education Code Section 17620 and Government Code Sections 65995 and 66001.

The justification study shows the District can levy the new Level 1 fees authorized by SAB for all categories of residential and commercial/industrial construction projects, except for rental self-storage facilities and parking structures in which fees of $0.32 and $0.44 per square foot, respectively, are justified. The study is available upon request from the Executive Officer of the Board, the Office of the Chief Financial Officer, the Controller's Office, and the Impact Fee Program Office.

Attachments:
Attachment A: Level 1 - Impact Fee Justification Study for Los Angeles Unified School District

Submitted:
05/18/26

RESPECTFULLY SUBMITTED,

ANDRES E. CHAIT
Acting Superintendent

APPROVED & PRESENTED BY:

PEDRO SALCIDO
Deputy Superintendent
Office of the Deputy Superintendent

REVIEWED BY:

DEVORA NAVERA REED
General Counsel

✓ Approved as to form.

APPROVED & PRESENTED BY:

SAMAN BRAVO-KARIMI
Chief Financial Officer
Finance Division

REVIEWED BY:

KURT E. JOHN
Deputy Chief Financial Officer

✓ Approved as to budget impact statement.

MARCH 2026

2026 SCHOOL IMPACT FEE JUSTIFICATION STUDY LOS ANGELES UNIFIED SCHOOL DISTRICT

ANDRÉS E. CHAIT,
ACTING SUPERINTENDENT

SCHOOLWORKS, INC.
8700 Auburn Folsom Rd., #200
Granite Bay, CA 95746

PHONE: 916-733-0402
WWW.SCHOOLWORKSGIS.COM

TABLE OF CONTENTS

Executive Summary **1**

Background **2**

Purpose and Intent **3**
- Burden Nexus 3
- Cost Nexus 3
- Benefit Nexus 3

Enrollment Projections **4**
- Student Generation Factor 5
- New Residential Development Projections 6

Existing Facility Capacity **7**
- Classroom Loading Standards 7
- Existing Facility Capacity 8
- Unhoused Students by State Housing Standards 9

Calculation of Development's Fiscal Impact on Schools **10**
- School Facility Construction Costs 10
- Reconstruction/Modernization Costs 11
- Impact of Residential Development 16
- Impact of Commercial/Industrial Development 18
- Employees per Square Foot of Commercial Development 18
- Students per Employee 19
- School Facilities Cost per Student 19
- Residential Offset 19
- Net Cost per Square Foot 20
- Verifying the Sufficiency of the Development Impact 20

District Map **21**

Conclusion **22**
- Burden Nexus 22
- Cost Nexus 22
- Benefit Nexus 22

Appendix

- **A** **Census Data**
- **B** **Use of School Impact Fees**
- **C** **Site Development Costs**
- **D** **School Impact Fee Rate – State Allocation Board Meeting January 28, 2026**
- **E** **Annual Adjustment to School Facility Program Grants**
- **F** **State Funded New Development Projects**
- **G** **Eligibility for Modernization Projects**

Executive Summary

This school impact fee justification study demonstrates that the Los Angeles Unified School District requires the full statutory impact fee to accommodate student impacts from development activity.

A fee of $5.17 per square foot for residential construction and a fee of $0.84 per square foot for commercial/industrial construction is currently assessed on applicable permits pulled in the District. The new fee amounts are **$5.38** per square foot for residential construction and **$0.87*** per square foot for commercial/industrial construction. This proposed increase represents $0.21 per square foot and $0.03 per square foot for residential and commercial/industrial construction, respectively.

The following table shows the impacts of the new fee amounts:

Table 1

LOS ANGELES UNIFIED
School Impact Fee Collection Rates

Totals	Previous	New	Change
Residential	$5.17	$5.38	$0.21
Commercial/Ind.	$0.84	$0.87	$0.03

*except for Rental Self Storage facilities in which a fee of **$0.32** per square foot is justified and Parking Structures in which a fee of **$0.44** is justified.

Background

Education Code Section 17620 allows school districts to assess fees on new residential and commercial construction within their respective boundaries. These fees can be collected without special city or county approval, to fund the construction of school facilities necessitated by the impact of residential and commercial development activity. In addition, these fees can also be used to fund the reconstruction of school facilities to accommodate students generated from new development projects. Fees are collected immediately prior to the time of the issuance of a building permit by the City or the County.

As new development occurs, additional school facilities will be needed to house the growth in the student population. Because of the high cost associated with constructing school facilities and the District's limited budget, outside funding sources are required for future school construction. State and local funding sources for the construction and/or reconstruction of school facilities are limited.

The authority sited in Education Code Section 17620 states in part "… the governing board of any school district is authorized to levy a fee, charge, dedication or other form of requirement against any development project for the construction or reconstruction of school facilities." The legislation originally established the maximum fee rates at $1.50 per square foot for residential construction and $0.25 per square foot for commercial/industrial construction. Government Code Section 65995 provides for an inflationary increase in the fees every two years based on the changes in the RS Means construction index. As a result of these adjustments, the fees authorized by Education Code 17620 are currently **$5.38** per square foot of residential construction and **$0.87** per square foot of commercial or industrial construction.

Purpose and Intent

Prior to levying school impact fees, a district must demonstrate and document that a reasonable relationship exists between the need for new or reconstructed school facilities and residential, commercial and industrial development. The justification for levying fees is required to address three basic links between the need for facilities and new development. These links or nexus are:

Burden Nexus: A district must identify the number of students anticipated to be generated by residential, commercial and industrial development. In addition, the district shall identify the school facility and cost impact of these students.

Cost Nexus: A district must demonstrate that the fees to be collected from residential, commercial and industrial development will not exceed the cost of providing school facilities for the students to be generated from the development.

Benefit Nexus: A district must show that the construction or reconstruction of school facilities to be funded by the collection of school impact fees will benefit the students generated by residential, commercial and industrial development.

The purpose of this report is to document if a reasonable relationship exists between residential, commercial and industrial development and the need for new and/or modernized facilities in the Los Angeles Unified School District.

Following in this report will be figures indicating the current enrollment and the projected development occurring within the attendance boundaries of the Los Angeles Unified School District. The projected enrollment will then be loaded into existing facilities to the extent of available space. Thereafter, the needed facilities will be determined and an estimated cost will be assigned. The cost of the facilities will then be compared to the area of residential, commercial and industrial development to determine the amount of school impact fees justified.

Enrollment Projections

In 2024/2025 the District's total enrollment was 516,685 students when including the independent charters. The enrollment by grade level is shown here in Table 2.

Table 2

LOS ANGELES UNIFIED
ENROLLMENT

Grade	2024/2025
TK/K	48,759
1	33,701
2	35,193
3	36,738
4	36,794
5	37,662
6	36,163
TK-6 Total	265,010
7	36,757
8	37,562
7-8 Total	74,319
9	39,948
10	38,994
11	38,428
12	39,319
9-12 Total	156,689
TK-12 Total	496,018
Non-Severe SDC	15,466
Severe SDC	5,202
District Total	**516,685**

This data will be the basis for the enrollment projections which will be presented later after a review of the development projections and the student generation factors.

Student Generation Factor

In determining the impact of new development, the District is required to show how many students will be generated from the new developments. In order to ensure that new development is paying only for the impact of those students that are being generated by new homes and businesses, the student generation factor is applied to the number of new housing units to determine development-related impacts.

The student generation factor identifies the number of students per housing unit and provides a link between residential construction projects and projections of enrollment. The State-wide factor used by the Office of Public School Construction is 0.70 for grades K-12. For the purposes of this report we will use the local factors to determine the students generated from new housing developments. This was done by comparing the number of housing units in the school district to the number of students in the school district as of the 2020 Census. Table 3 shows the student generation factors for the various grade groupings.

Table 3

LOS ANGELES UNIFIED
STUDENT GENERATION FACTORS

Grades	Students per Household
TK-6	0.19142
7-8	0.05279
9-12	0.10504
SDC	0.01455
Total	**0.36380**

When using the Census data to determine the average district student yield rate, it is not possible to determine which students were living in multi-family units versus single family units. Therefore only the total average yield rate is shown. The Census data does indicate that 45.7% of the total housing units within the district boundaries are single family units. It is reasonable to assume that the construction of new housing units would be similar to the current housing stock, as confirmed by the various planning departments within the school district boundaries, and therefore we can use the overall student generation rate to determine student projections.

New Residential Development Impact Projections

The Los Angeles Unified School District has experienced an average new residential construction rate of approximately 11,486 units per year over the past five years. This was determined by reviewing the residential permits pulled and school development impact fees paid to LAUSD. After contacting the city planning departments within the school district boundaries, it was verified that using the same average residential construction rate over the past five years for the next five years is a reasonable assumption. Projecting the average rate forward, we would expect that 57,430 units of residential housing will be built within the District boundaries over the next five years.

To determine the impact of residential development, a student projection is done. Applying the student generation factor of 0.3638 to the projected 57,430 units of residential housing, we expect that 20,893 students will be generated from the new residential construction over the next five years. This includes 10,993 elementary school students, 3,032 middle school students, 6,032 high school students and 836 special day class (SDC) students.

The following table shows the projected impact of new development. The students generated by development will be utilized to determine the facility cost impacts to the school district.

Table 4

LOS ANGELES UNIFIED
DEVELOPMENT IMPACT ANALYSIS

Grades	Current Enrollment	Development Projection
TK to 6	265,010	10,993
7 to 8	74,319	3,032
9 to 12	156,689	6,032
SDC	20,667	836
Totals	516,685	20,893

Existing Facility Capacity

To determine the need for additional school facilities, the capacity of the existing facilities must be identified and compared to current and anticipated enrollments. The District's existing building capacity will be calculated using the State classroom loading standards shown in Table 6. The following types of "support-spaces" necessary for the conduct of the District's comprehensive educational program, are not included as "teaching stations," commonly known as "classrooms" to the public:

Table 5

List of Core and Support Facilities

Library	Resource Specialist
Multipurpose Room	Gymnasium
Office Area	Lunch Room
Staff Workroom	P.E. Facilities

Because the District requires these types of support facilities as part of its existing facility and curriculum standards at its schools, new development's impact must not materially or adversely affect the continuance of these standards. Therefore, new development cannot require that the District house students in these integral support spaces.

Classroom Loading Standards

The following maximum classroom loading-factors are used to determine teaching-station "capacity," in accordance with the State legislation and the State School Building Program. These capacity calculations are also used in preparing and filing the baseline school capacity statement with the Office of Public School Construction.

Table 6

State Classroom Loading Standards

TK/Kindergarten	25 Students/Classroom
1st-3rd Grades	25 Students/Classroom
4th-6th Grades	25 Students/Classroom
7th-8th Grades	27 Students/Classroom
9th-12th Grades	27 Students/Classroom
Non Severe Special Ed	13 Students/Classroom
Severe Special Ed	9 Students/Classroom

Existing Facility Capacity

The State determines the baseline capacity by either loading all permanent teaching stations plus a maximum number of portables equal to 25% of the number of permanent classrooms or by loading all permanent classrooms and only portables that are owned or have been leased for over 5 years. As allowed by law and required by the State, facility capacities are calculated by identifying the number of teaching stations at each campus. All qualified teaching stations were included in the calculation of the capacities. To account for activity and changes since the baseline was established in 1998/99, the student grants (which represent the seats added either by new schools or additions to existing schools) for new construction projects funded by OPSC have been added. In addition, an adjustment is made to the capacity for any classrooms added by the school district that did not utilize State funding. Using these guidelines the District's current State calculated capacity is shown in Table 7.

Table 7

LOS ANGELES UNIFIED
Summary of Existing Facility Capacity

School Facility	Permanent Classrooms	Portable Classrooms	Chargeable Portables	Total Chargeable Classrooms	State Loading Factor	State Funded Projects	District Capacity Added	Total State Capacity
Grades TK-6	9,829	6,467	3,483	13,312	25	35,650	2,675	371,125
Grades 7-8	1,496	804	433	1,929	27	31,680	7,452	91,215
Grades 9-12	4,294	1,375	740	5,034	27	59,697	9,261	204,876
SDC N-S	2,000	0	0	2,000	13	104	0	26,104
SDC Severe	1,005	0	0	1,005	9	0	0	9,045
Totals	18,624	8,646	4,656	23,280		127,131	19,388	702,365

This table shows a basic summary of the form and procedures used by OPSC (Office of Public School Construction) to determine the capacity of a school district. There were a total of 18,624 permanent classrooms in the district when the baseline was established. In addition, there were 8,646 portable classrooms. However, OPSC regulations state that if the number of portables exceeds 25% of the permanent classrooms, then the maximum number of portables to be counted in the baseline capacity is 25% of the permanent classrooms. Therefore, the chart shows the chargeable portables as 4,656 which is 25% of the permanent classroom count. This results in a total classroom count of 23,280 and is referred to as the chargeable classrooms since it accounts for the fact that some of the portables were not included in the total. This is done to account for the fact that portables are typically considered to be temporary, especially when the total number exceeds 25% of the permanent classrooms.

To determine the total capacity based on State standards, the capacity of the chargeable classrooms are multiplied by the State loading standards and then the capacity of the projects completed since 1998/99 (when the baseline was established) are added based on the State funded new construction projects and the District funded projects (which mainly represents portables added). The appendix includes the new construction projects funded with the exception of the four projects funded in May 2022. Those four projects were for multi-purpose rooms and used 63 middle school grants each. As Table 7 shows, the total State capacity of the District facilities is 702,365 students.

Unhoused Students by State Housing Standards

This next chart compares the capacity with the space needed to determine if there is available space for new students from the projected developments. The space needed was determined by reviewing the historic enrollments over the past four years along with the projected enrollment in five years to determine the maximum seats needed to house the students within the existing homes. The seats needed were determined individually for each grade grouping. The projected enrollment in this analysis did not include the impact of any new housing units.

Table 8

LOS ANGELES UNIFIED
Summary of Available District Capacity

School Facility	State Capacity	Space Needed	Available Capacity
Grades TK-6	371,125	279,034	92,091
Grades 7-8	91,215	79,207	12,008
Grades 9-12	204,876	168,164	36,712
SDC - N-S	26,104	16,413	9,691
SDC - Severe	9,045	5,519	3,526
Totals	702,365	548,337	154,028

The District capacity of 702,365 is more than the space needed of 548,337 seats. The difference is 154,028 students. The students generated by development can be housed within the existing facilities, if those existing facilities remain in sufficient condition to maintain existing levels of service.

Calculation of Development's Fiscal Impact on Schools

This section of the study will demonstrate that a reasonable relationship exists between residential, commercial/industrial development and the need for school facilities in the Los Angeles Unified School District. To the extent this relationship exists, the District is justified in levying school impact fees as authorized by Education Code Section 17620.

School Facility Construction Costs

For the purpose of estimating the cost of school facility projects we have used the State School Building Program funding allowances. The net amount shown in Table 9 is zero as there is space available in the existing facilities for students from new development which is partly due to a drop in enrollment due to the pandemic.

Table 9

NEW CONSTRUCTION COSTS

Grade	Base Grant	Fire Alarms	Fire Sprinklers	Urban Adjustment	Per Student Total
TK-6	$32,822	$40	$548	$4,924	$38,334
7-8	$34,716	$52	$656	$5,208	$40,632
9-12	$44,172	$86	$682	$6,626	$51,566

Site Acreage Needs

Grade	Typical Acres	Average Students	Projected Unhoused Students	Equivalent Sites Needed	Site Acres Needed
TK-6	4.16	797	0	0.00	0.00
7-8	6.28	1,301	0	0.00	0.00
9-12	16.07	1,826	0	0.00	0.00
				TOTAL	**0.00**

General Site Development Allowance

Grade	Acres	Allowance/ Acre	Base Cost	% Allowance	Added Cost	Total Cost
TK-6	0.00	$53,428	$0	6%	$0	$0
7-8	0.00	$53,428	$0	6%	$0	$0
9-12	0.00	$53,428	$0	3.75%	$0	$0
Totals	**0.00**					**$0**

Site Acquisition & Development Summary

Grade	Acres Needed	Land Cost/Acre	Total Land Cost	Site Development Cost/Acre	Site Dev. Cost	General Site Development	Total Site Development
TK-6	0.00	$3,000,000	$0	$1,374,193	$0	$0	$0
7-8	0.00	$3,000,000	$0	$1,241,584	$0	$0	$0
9-12	0.00	$3,000,000	$0	$1,245,680	$0	$0	$0
Totals	**0.00**		**$0**		**$0**	**$0**	**$0**

Reconstruction/Modernization Costs

There is a need to reconstruct, or modernize existing facilities in order to maintain the existing levels of service as students from new development continue to arrive in the District's facilities. In order to generate capacity, it may also be necessary to reopen closed school facilities. Such reopening often requires reconstruction in order to provide the District's existing level of service. For purposes of this report, the analysis of modernization/reconstruction includes the possible reopening and refurbishing of closed school facilities.

California has made a significant investment in school facilities through grants provided to help extend the useful life of public schools. The State's largest funding source for public school modernization projects, the School Facilities Program (SFP), requires a minimum local funding contribution of 40% of SFP-eligible costs. The State may provide up to 60% of the eligible costs at those times that State funding is available. However, SFP modernization grants frequently, if not usually, fall short of providing 60% of the actual costs for major modernizations. In the best cases, school impact fees can help meet the District's required 40% local share. In many cases, school impact fees may be necessary to supplement both the State's and the school district's contribution to a project.

Buildings generate eligibility for State reconstruction/modernization funding once they reach an age of 25 years old for permanent buildings and 20 years old for portables.

The usable life of school facilities is an important consideration in determining district needs into the future. The specific time when the projected residential developments will be built cannot be precisely predicted. Some new homes may be immediately occupied by families with school aged children, while others may be immediately occupied who will have school-aged children in five to ten years. As a result of these variables, for each new home, the District must be prepared to house the students residing there for an extended period of time. Students generated by the next five years of development will need to be accommodated in District schools for a significant amount of time that could exceed twenty years. Thus, the District will need to ensure that it has facilities in place for future decades.

As evidenced by the State Building program's use of the criteria that buildings older than twenty-five years (and portables older than twenty years) are eligible for modernization funds, school buildings require reconstruction/modernization to remain in use for students beyond the initial twenty to

twenty-five years of life of those buildings. To the extent that the District has buildings older than twenty to twenty-five years old, the point will be reached without reconstruction/modernization that those buildings will no longer be able to provide the existing level of service to students, and may, in some circumstances, need to be closed entirely for health and safety reasons. Although the District currently has capacity for up to 154,028 students generated by development, that capacity will diminish over time if the District's facilities are not reconstructed/modernized, and are closed for health and safety reasons. If none of the projected 57,430 new residential housing units were constructed in the next five years, the District would need space for 20,893 fewer students than currently anticipated, which would allow the District to close school facilities with the capacity for that number of students. However, because of the new development, reconstruction/modernization must occur in order to have available school housing for the new students from development.

The following chart shows the District's eligibility for reconstruction/modernization funding in the State Building program. This chart is just a small sampling of District modernization project needs and eligibility in order to illustrate there are needs for students in excess of those projected from new development. The total District eligibility for modernization projects as approved by the SAB is for 222,712 grants which are eligible for State funding in the amount of $1,972,475,224. These projects require a district matching contribution of $1,314,983,483. Appendix H lists the total modernization eligibility for the District as approved by the SAB and also shows the $553,009,449 in projects that have been funded over the last six years. The actual district needs for modernization would exceed these values as OPSC did not process eligibility documents for several years and this study is looking at the need over the next five years which allows time for even more buildings to turn 25 years old since they were constructed or since they were last modernized. In addition, it will be shown that the actual modernization project costs are well in excess of the standard allowances for modernization projects funded by the State building program.

Table 10

Modernization Project Needs

School	Eligible Modernization Grants Elem	Middle	High	Spec Ed	State Funding	District Share	Project Total
Alexandria Ave Elem	414	0	0	13	$3,346,084	$2,230,723	$5,576,807
Fletcher Dr Elem	538	0	0	10	$4,237,314	$2,824,876	$7,062,190
Franklin Ave Elem	400	0	0	11	$3,207,812	$2,138,541	$5,346,353
Annandale Elem	259	0	0	17	$2,236,071	$1,490,714	$3,726,785
Ascot Ave Elem	421	0	0	15	$3,431,319	$2,287,546	$5,718,865
Bassett St Elem	762	0	0	11	$5,950,620	$3,967,080	$9,917,700
Fullbright Ave Elem	481	0	0	12	$3,837,632	$2,558,421	$6,396,053
Broad Ave Elem	963	0	0	12	$7,489,660	$4,993,107	$12,482,767
Hobart Blvd Elem	1118	0	0	41	$9,130,923	$6,087,282	$15,218,205
Burbank Blvd Elem	324	0	0	25	$2,857,352	$1,904,901	$4,762,253
Knollwood Elem	252	0	0	20	$2,231,329	$1,487,553	$3,718,882
Canoga Park Elem	866	0	0	9	$6,706,413	$4,470,942	$11,177,355
Laurel Elem	285	0	0	22	$2,513,561	$1,675,707	$4,189,268
Gledhill St Elem	426	0	0	43	$3,919,961	$2,613,307	$6,533,268
Cienega Elem	578	0	0	10	$4,540,387	$3,026,925	$7,567,312
Middleton St Elem	1085	0	0	41	$8,880,888	$5,920,592	$14,801,480
95th St Elem	1295	0	0	54	$10,681,301	$7,120,867	$17,802,168
Dorris Place Elem	415	0	0	15	$3,385,858	$2,257,239	$5,643,097
El Sereno Elem	384	0	0	15	$3,150,976	$2,100,651	$5,251,627
Eshelman Ave Elem	235	0	0	30	$2,263,508	$1,509,005	$3,772,513
Broadous Elem	469	0	0	26	$3,972,090	$2,648,060	$6,620,150
93rd St Elem	769	0	0	30	$6,309,530	$4,206,353	$10,515,883
Nimitz Jr High	0	2693	0	16	$21,802,761	$14,535,174	$36,337,935
Drew Jr High	0	1319	0	0	$10,552,580	$7,035,053	$17,587,633
King Jr High	0	2212	0	1	$17,713,072	$11,808,715	$29,521,787
Carson Senior High	0	0	438	0	$4,561,131	$3,040,754	$7,601,885
Aliso High	0	0	59	19	$1,011,915	$674,610	$1,686,525
Riley High	0	5	206	0	$2,185,191	$1,456,794	$3,641,985
Banning Senior High	0	0	154	0	$1,656,988	$1,104,659	$2,761,647
Bell Senior High	0	0	3,337	94	$36,263,242	$24,175,495	$60,438,737
Birmingham Senior	0	0	528	7	$5,611,039	$3,740,693	$9,351,732
Canoga Park Senior	0	0	893	0	$9,299,291	$6,199,527	$15,498,818
Chatsworth Senior H	0	0	552	4	$5,812,668	$3,875,112	$9,687,780
Banneker Spec Ed	0	0	0	238	$3,831,443	$2,554,295	$6,385,738
Lowman Spec Ed	0	0	0	240	$3,863,640	$2,575,760	$6,439,400
Willenberg Spec Ed	0	0	0	172	$2,860,618	$1,907,079	$4,767,697
TOTALS	**12,739**	**6,229**	**6,167**	**1,273**	**$231,306,168**	**$154,204,112**	**$385,510,280**

(These projects are only a small sample of the District schools eligible for modernization – The total District modernization eligibility is shown in the Appendix)

This illustration is used to show that there are significant needs within the school District to invest in its existing facilities. Without modernizing its schools, the District would be forced to begin closing some of its buildings and schools.

To accurately account for the amount of the modernization projects attributed to the impact of new developments, only the students from new developments that are not being housed in new facilities are included in the net needs for modernization projects. Therefore, of the total District eligibility and need for modernization of 222,712 seats (see Table 12) only the 20,893 students from new development who were not housed in new facilities will be used to calculate the facility costs for modernization projects. This 20,893 total equals the students generated by new development (see Table 4) as there was not a net need for new facilities at this time. The 20,893 students from new development to be housed in modernized facilities represent 9.4% of the total facilities eligible for modernization (222,712 grants).

To illustrate the average cost to modernize the aging school facilities within the LAUSD, some of the actual proposed projects are shown in Table 11. Each of these projects address an elementary, middle or high school that has modernization needs which (a) have been determined by LAUSD's Board of Education to be critical need projects, and (b) involve elements of modernization that are necessary to keep the school in question operating, as discussed further below. For each school addressed below, the comprehensive modernization budget is shown along with the current enrollment. The cost per student to modernize these schools is determined by dividing the project budget by the number of students served. These projects can be found in the appendix as they are proposed to utilize developer fee funds as a portion of their budget. The project ID numbers used here are the ID numbers used by the school district for these projects.

The projects on this list consist of schools that require comprehensive modernization work. The scope of work for these projects include: modernizing existing buildings, replacing outdated buildings including replacing aging portables with new permanent buildings, repairing infrastructure, meeting all current building codes as required for ADA accessibility, seismic upgrades as needed, and other general improvements which will extend the useful life of the schools for another 25 to 30 years. The District would not be able to continue to occupy these schools if these projects are not completed within a reasonable timeframe. Aging facilities become a health and safety threat to students if not maintained and the infrastructure and building problems impact a school's ability to remain in service and to continue delivering the instructional program. These projects illustrate that modernization is required to maintain the existing level of service and to prevent the loss of capacity.

Table 11

Comprehensive Modernizations					
				2024	
PROJ_ID	PROJ_NAME	SCHOOL_TYPE	BUDGET	Enrollment	Cost per Student
10372107	32nd St./USC Magnets - Major Modernization	Elementary School	$107,959,859	842	$128,218
10374665	3rd St. ES - Classroom Replacement	Elementary School	$76,722,000	717	$107,004
10372112	49th St. ES - Major Modernization	Elementary School	$91,972,004	491	$187,316
10368155	92nd St. ES - Comprehensive Modernization	Elementary School	$82,711,681	568	$145,619
10368157	Ascot ES - Comprehensive Modernization	Elementary School	$102,293,752	610	$167,695
10369343	Canyon Charter ES - Classroom Replacement	Elementary School	$57,555,188	391	$147,200
10369342	Castle Heights ES - Classroom Replacement	Elementary School	$51,439,189	501	$102,673
10374451	Clover ES - Classroom Replacement	Elementary School	$105,819,442	468	$226,110
10369344	Delevan ES - Classroom Replacement	Elementary School	$72,348,674	483	$149,790
10369346	Dixie Canyon Community Charter ES - Classroom Replacement	Elementary School	$59,241,063	635	$93,293
10369345	Franklin ES - Classroom Replacement	Elementary School	$74,913,485	387	$193,575
10369409	Ivanhoe ES - Classroom Replacement	Elementary School	$64,593,176	426	$151,627
10374657	Limerick ES - Classroom Replacement	Elementary School	$122,584,000	656	$186,866
10374653	Politi ES - Classroom Replacement	Elementary School	$79,404,000	504	$157,548
10369410	Topanga Charter ES - Classroom Replacement & Paving	Elementary School	$17,014,989	232	$73,340
		Sub Total	$1,166,572,502	7911	**$147,462**
10368156	Elizabeth Learning Center - Comprehensive Modernization	K-12 School	$139,811,869	1257	$111,227
10366806	Burroughs MS - Comprehensive Modernization	Middle School	$276,892,153	1302	$212,667
10372111	Irving STEAM Magnet MS - Major Modernization	Middle School	$173,355,078	909	$190,710
10374452	Madison MS - Classroom Replacement	Middle School	$60,750,961	1148	$52,919
10368163	Reseda Charter HS - Comprehensive Modernization	Span 6-12 School	$177,750,335	1339	$132,749
		Sub Total	$828,560,396	5955	**$139,137**
10374659	Bell HS - Classroom Replacement & HVAC	High School	$197,435,000	2088	$94,557
10372109	Canoga Park HS - Major Modernization	High School	$154,491,452	1389	$111,225
10374450	Carson HS - Classroom Replacement	High School	$145,644,050	1407	$103,514
10372110	Fairfax HS - Major Modernization	High School	$177,555,145	1495	$118,766
10372156	Garfield HS - Major Modernization	High School	$160,434,040	2237	$71,718
10366801	Grant HS - Comprehensive Modernization	High School	$196,110,072	1774	$110,547
10368159	Hamilton HS - Comprehensive Modernization	High School	$598,224,433	2055	$291,107
10366800	Huntington Park HS - Comprehensive Modernization	High School	$183,039,450	1479	$123,759
10366809	Jefferson HS - Comprehensive Modernization	High School	$273,508,924	564	$484,945
10368160	Kennedy HS - Comprehensive Modernization	High School	$273,688,519	2152	$127,179
10368161	Lincoln HS - Comprehensive Modernization	High School	$290,901,365	913	$318,621
10366799	North Hollywood HS - Comprehensive Modernization	High School	$319,580,382	2444	$130,761
10366804	Polytechnic HS - Comprehensive Modernization	High School	$205,872,719	2124	$96,927
10366803	Roosevelt HS - Comprehensive Modernization	High School	$244,269,101	1678	$145,572
10366808	San Pedro HS - Comprehensive Modernization	High School	$272,204,183	2398	$113,513
10372177	Sylmar Charter HS - Major Modernization	High School	$136,841,885	1463	$93,535
10368166	Taft Charter HS - Comprehensive Modernization	High School	$233,530,476	2221	$105,147
		Sub Total	$4,063,331,196	29881	**$135,984**
		Grand Total	$6,058,464,094	43747	**$138,489**

On a per student basis, the total cost of modernization for these priority modernization projects is $138,489. The 2026 new construction allowance per student now ranges from $38,334 to $72,216 which are lower than these estimated costs of reconstruction/modernization for its priority projects.

The District's overall modernization/reconstruction needs at all grade levels are beyond the critical needs projects used as an illustration above. The district has plans to modernize more space than is required by development alone. Only the portion attributed to development will be included in the

costs for the purposes of this study. The following chart compares the total modernization eligibility as approved by OPSC to just those students projected from new developments and then determines the amount of funding for reconstruction/modernization justified for the impacts of new development. The amount used to determine the portion of the project costs due to new development is based on the OPSC allowance per student for new construction projects as this is a more conservative estimate than using the actual average cost per student of the planned projects. The modernization budget using the SAB allowance for high school students is $16,923 per student. This is only 12.4% of the budgets for the District's high school projects. Using the new construction allowance of $51,566 per student for high school projects increases the cost ratio to 37.9% of the actual costs which is still conservative and justified to represent the scope of work needed to maintain the existing level of service. Using the new construction allowance is also justified due to the fact that there is a significant inventory of old portables that will require replacement with new buildings. There is also a large number of permanent buildings that are reaching the end of their useful life and will need to be replaced over the next several years. The SAB has just approved the use of the new construction grant for modernization of buildings that need replacement that are 75 years old.

Table 12

New Development Share of Modernization Costs

Grade	Eligible Modernization Grants	Students	New Development $/Student	Amount
TK-6	115,678	10,993	$38,334	$421,405,662
7-8	42,864	3,032	$40,632	$123,196,224
9-12	59,818	6,032	$51,566	$311,046,112
SDC	4,352	836	$72,216	$60,372,576
Totals	**222,712**	**20,893**		**$916,020,574**

Table 12 addresses only students from new development who are not housed in new facilities.

Dividing the $916,020,574 total above by 20,893 new students yields an average of $43,843 per student. The total amount of modernization needs attributable to new development for the purposes of this study amounts to $916,020,574. This is 46.4% of the total modernization need that has been approved by the SAB.

Impact of Residential Development

This next table compares the development-related enrollment to the available district capacity for each grade level and then multiplies the unhoused students by the new school construction costs to

determine the total school facility costs related to the impact of new residential housing developments. Next, the modernization needs are included for the students not housed in new facilities but who would be housed in existing facilities that are eligible for and need to be modernized to provide adequate housing and to maintain the existing level of service for the students generated by development.

Table 13

LOS ANGELES UNIFIED
Summary of Residential Impact

School Facility	Development Projection	Available Space	Net Unhoused	Construction Cost Per Student	Total Facility Costs
Elementary	10,993	92,091	0	$38,334	$0
Middle	3,032	12,008	0	$40,632	$0
High & Cont.	6,032	36,712	0	$51,566	$0
Special Day Class	836	13,217	0		
Site Purchase: 0.0 acres					$0
Site Development:					$0
		New Construction needs due to development:			**$0**
		Modernization needs due to development:			**$916,020,574**
			TOTAL DEVELOPMENT IMPACT:		**$916,020,574**
			Average cost per student:		**$43,843**
			Total Residential Sq Ft:		**75,922,460**
			Residential Fee Justified:		**$12.07**

The total need for school facilities based solely on the impact of the 57,430 new housing units projected over the next five years totals $916,020,574. To determine the impact per square foot of residential development, this amount is divided by the total square feet of the projected developments. As calculated from the historic School Impact Fee Permits, the average size housing unit built has averaged 1,322 square feet. The total area for 57,430 new housing units would therefore be 75,922,460 square feet. The total residential fee needed to be able to collect $916,020,574 would be **$12.07** per square foot. Therefore, the District is justified in collecting the new 2026 residential rate of **$5.38** per square foot.

Impact of Commercial/Industrial Development

There is a correlation between the growth of commercial/industrial firms/facilities within a community and the generation of school students within most business service areas. Fees for commercial/industrial can only be imposed if the residential fees will not fully mitigate the cost of providing school facilities to students from new development.

The approach utilized in this section is to apply statutory standards, U.S. Census employment statistics, and local statistics to determine the impact of future commercial/industrial development projects on the District. Many of the factors used in this analysis were taken from the U.S. Census, which remains the most complete and authoritative source of information on the community in addition to the "1990 SanDAG Traffic Generators Report".

Employees per Square Foot of Commercial Development

Results from a survey published by the San Diego Association of Governments "1990 San DAG Traffic Generators" are used to establish numbers of employees per square foot of building area to be anticipated in new commercial or industrial development projects. The average number of workers per 1,000 square feet of area ranges from 0.06 for Rental Self Storage to 4.79 for Standard Commercial Offices. The generation factors from that report are shown in the following table.

Table 14

Commercial/Industrial Category	Average Square Foot Per Employee	Employees Per Average Square Foot
Banks	354	0.00283
Community Shopping Centers	652	0.00153
Neighborhood Shopping Centers	369	0.00271
Industrial Business Parks	284	0.00352
Industrial Parks	742	0.00135
Rental Self Storage	15541	0.00006
Scientific Research & Development	329	0.00304
Lodging	882	0.00113
Standard Commercial Office	209	0.00479
Large High Rise Commercial Office	232	0.00431
Corporate Offices	372	0.00269
Medical Offices	234	0.00427
Source: 1990 SanDAG Traffic Generators report		

Students per Employee

The number of students per employee is determined by using the 2018-2022 American Community Survey 5-Year Estimates for the District. There were 2,249,360 employees living in the 1,640,849 homes in the District. This represents a ratio of 1.3709 employees per home.

There were 596,937 school age children attending the District in 2019. This is a ratio of 0.2654 students per employee. This ratio, however, must be reduced by including only the percentage of employees that worked in their community of residence (68.0%), because only those employees living in the District will impact the District's school facilities with their children. The net ratio of students per employee in the District is 0.1805.

School Facilities Cost per Student

School facility costs for housing commercially generated students are the same as those used for residential construction. The cost factors used to assess the impact from commercial development projects are contained in Table 13.

Residential Offset

When additional employees are generated in the District as a result of new commercial/industrial development, fees will also be charged on the residential units necessary to provide housing for the employees living in the District. To prevent a commercial or industrial development from paying for the portion of the impact that will be covered by the residential fee, this amount has been calculated and deducted from each category. The residential offset amount is calculated by multiplying the following factors together and dividing by 1,000 (to convert from cost per 1,000 square feet to cost per square foot).

- Employees per 1,000 square feet (varies from a low of 0.06 for rental self storage to a high of 4.79 for office building).
- Percentage of employees that worked in their community of residence (68.0 percent).
- Housing units per employee (0.7295). This was derived from the 2018-2022 ACS 5 Year Estimates data for the District, which indicates there were 1,640,849 housing units and 2,249,360 employees.
- Percentage of new employees that will occupy new housing units (75 percent).
- Average square feet per dwelling unit (1,322).
- Residential fee charged by the District ($5.38 per square foot).
- Average cost per student was determined in Table 13

The following table shows the calculation of the school facility costs generated by a square foot of new commercial/industrial development for each category of development.

Table 15

LOS ANGELES UNIFIED
Summary of Commercial and Industrial Uses

Type	Employees per 1,000 Sq. Ft.	Students per Employee	Students per 1,000 Sq. Ft.	Average Cost per Student	Cost per Sq. Ft.	Residential offset per Sq. Ft.	Net Cost per Sq. Ft.
Banks	2.83	0.1805	0.511	$43,843	$22.39	$7.49	$14.90
Community Shopping Centers	1.53	0.1805	0.276	$43,843	$12.11	$4.05	$8.06
Neighborhood Shopping Centers	2.71	0.1805	0.489	$43,843	$21.44	$7.17	$14.27
Industrial Business Parks	3.52	0.1805	0.635	$43,843	$27.85	$9.31	$18.54
Industrial Parks	1.35	0.1805	0.244	$43,843	$10.68	$3.57	$7.11
Rental Self Storage	0.06	0.1805	0.011	$43,843	$0.47	$0.16	$0.32
Scientific Research & Development	3.04	0.1805	0.549	$43,843	$24.05	$8.04	$16.01
Lodging	1.13	0.1805	0.204	$43,843	$8.94	$2.99	$5.95
Standard Commercial Office	4.79	0.1805	0.864	$43,843	$37.90	$12.67	$25.22
Large High Rise Commercial Office	4.31	0.1805	0.778	$43,843	$34.10	$11.40	$22.70
Corporate Offices	2.69	0.1805	0.485	$43,843	$21.28	$7.12	$14.17
Medical Offices	4.27	0.1805	0.771	$43,843	$33.78	$11.30	$22.49
Parking Structures	0.0833	0.1805	0.015	$43,843	$0.66	$0.22	$0.44

*Based on 1990 SanDAG Traffic Generator Report

Net Cost per Square Foot

Since the State Maximum Fee is currently $0.87 for commercial/industrial construction, the District is justified in collecting the maximum fee for all categories with the exception of Rental Self Storage which justifies $0.32 per square foot and Parking Structures which justify $0.44 per square foot.

Verifying the Sufficiency of the Development Impact

Education Code Section 17620 requires districts to find that fee revenues will not exceed the cost of providing school facilities to the students generated by the development paying the fees. This section shows that the fee revenues do not exceed the impact of the new development.

The total need for school facilities due to development totals $916,020,574. The amount the District would collect over the five year period at the maximum rate of $5.38 for residential and $0.87 for commercial/industrial development would be as follows:

$5.38 x 57,430 homes x 1,322 sq ft per home = $408,462,835 for Residential
$0.87 x 6,166,021 sq ft per year x 5 years = $26,822,191 for Commercial/Industrial
Total projected 5 year income: $435,285,026

The estimated income is 47.5% of the projected facility impacts of new development.

District Map

The following map shows the extent of the areas for which school impact fees are applicable to the Los Angeles Unified School District.

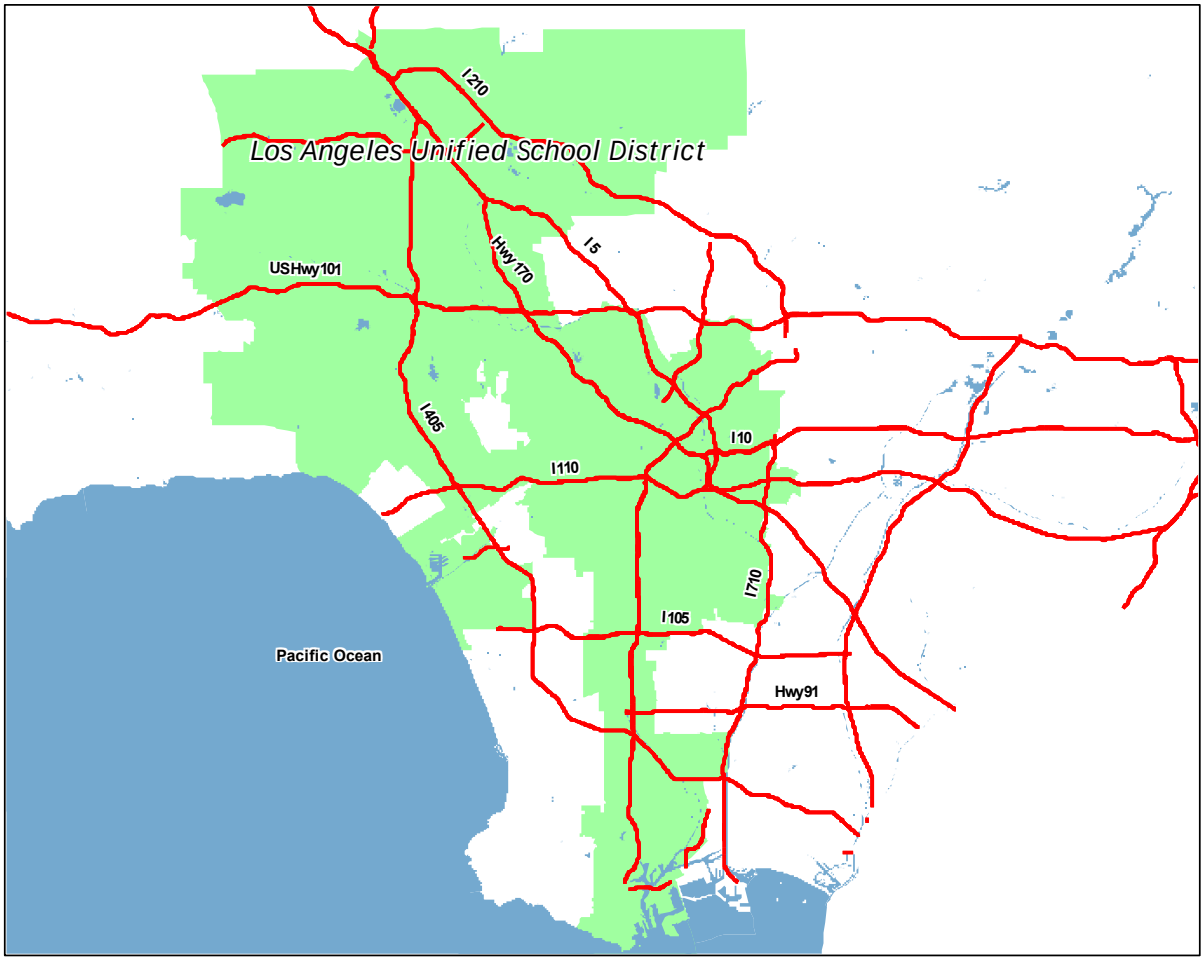

Conclusion

Based on the data contained in this study, it is found that a reasonable relationship exists between residential, commercial/industrial development and the need for additional school facilities along with modernized or upgraded school facilities in the Los Angeles Unified School District. The following three nexus tests required to show justification for levying fees have been met:

Burden Nexus: New residential development will generate an average of 0.3638 TK-12 grade students per unit. The students generated by development will be housed in current facilities which will require reconstruction/modernization in order to maintain existing level of services and to comply with the District's Facilities Strategic Execution Plan.

Cost Nexus: The cost to provide new and reconstructed facilities is an average of $12.07 per square foot of residential development. Each square foot of residential development will generate $5.38 in school impact fees resulting in a shortfall of $6.69 per square foot.

Benefit Nexus: The school impact fees to be collected by the Los Angeles Unified School District will be used for the provision of additional and reconstructed or modernized school facilities. This will benefit the students to be generated by new development by providing them with adequate educational facilities.

The district's planned use of the fees received from development impacts will include the following types of projects each of which will benefit students from new developments.

1) New Schools: When there is enough development activity occurring in a single area, the district will build new schools to house the students from new developments.
2) Additions to Existing Schools: When infill development occurs, the District will accommodate students at existing schools by building needed classrooms and/or support facilities such as cafeterias, restrooms, gyms and libraries as needed to increase the school capacity. Many schools also need upgrades of the technology and tele-communication systems to be able to increase their capacity.
3) Portable Replacement Projects: Some of the district's capacity is in temporary portables and therefore may not be included in the State's capacity calculations. These portables can be replaced with new permanent or modular classrooms to provide adequate space

for students from new developments. These projects result in an increase to the facility capacity according to State standards.

In addition, old portables that have reached their life expectancy will need to be replaced to maintain the existing level of service. These types of projects are considered modernization projects in the State building program. If development impacts did not exist, the old portables could be removed.

4) Modernization Projects: In many cases, students from new developments are not located in areas where new schools are planned to be built. The district plans to modernize/reconstruct facilities, in some cases including replacing existing school buildings with new buildings on the same site, in order to maintain existing levels of services as existing school buildings age and would become unavailable to the students if these projects are not completed. The projects may include updates to building structures to meet seismic safety standards, current fire and safety standards, and access compliance standards.
5) Redevelopment Projects: The district is planning to replace some of its existing schools with new buildings on the same site. These are typically considered to be new schools as the existing school buildings they are replacing were deemed to be inadequate.

The reasonable relationship identified by these findings provides the required justification for the Los Angeles Unified School District to levy the maximum fees of **$5.38** per square foot for residential construction and **$0.87** per square foot for commercial/industrial construction (except for Rental Self Storage facilities in which a fee of **$0.32** per square foot is justified and Parking Structures in which a fee of **$0.44** per square foot is justified) as authorized by Education Code Section 17620.

Appendices

2026 School Impact Fee Justification Study

Los Angeles Unified School District

PROFILE OF GENERAL POPULATION AND HOUSING CHARACTERISTICS

United States Census Bureau

Note: This is a modified view of the original table produced by the U.S. Census Bureau. This download or printed version may have missing information from the original table.

Los Angeles Unified School District, California

Label	Count	Percent
SEX AND AGE		
MEDIAN AGE BY SEX		
RACE		
TOTAL RACES TALLIED [1]		
HISPANIC OR LATINO		
HISPANIC OR LATINO BY RACE		
RELATIONSHIP		
HOUSEHOLDS BY TYPE		
HOUSING OCCUPANCY		
Total housing units	1,736,559	100.0%
Occupied housing units	1,640,849	94.5%
Vacant housing units	95,710	5.5%
For rent	51,767	3.0%
Rented, not occupied	4,739	0.3%
For sale only	5,512	0.3%
Sold, not occupied	3,442	0.2%
For seasonal, recreational, or	7,124	0.4%
All other vacants	23,126	1.3%
VACANCY RATES		

Table Notes

PROFILE OF GENERAL POPULATION AND HOUSING CHARACTERISTICS

Survey/Program: Decennial Census

Year: 2020

Table ID: DP1

Note: For information on data collection, confidentiality protection, nonsampling error, subject definitions, and guidance on using the data, visit the 2020 Census Demographic and Housing Characteristics File (DHC) Technical Documentation webpage.

To protect respondent confidentiality, data have undergone disclosure avoidance methods which add "statistical noise" - small, random additions or subtractions - to the data so that no one can relia link the published data to a specific person or household. The Census Bureau encourages data users to aggregate small populations and geographies to improve accuracy and diminish implausible results.

An "(X)" means not applicable.

An "-" means the statistic could not be computed because there were an insufficient number of observations.

[1] The alone or in combination categories are tallies of responses rather than respondents. That is, the alone or in combination categories are not mutually exclusive. Individuals who reported two ra were counted in two separate and distinct alone or in combination race categories, while those who reported three races were counted in three categories, and so on. For example, a respondent wh indicated "White
and
Black or African American" was counted in the White alone or in combination category as well as in the Black or African American alone or in combination category. Consequently, the sum of all alone in combination categories equals the number of races reported (i.e., responses), which exceeds the total population.

[2] "Child" includes biological, adopted, and stepchildren of the householder.

[3] "Own children" includes biological, adopted, and stepchildren of the householder.

[4] The homeowner vacancy rate is the proportion of the homeowner inventory that is vacant "for sale." It is computed by dividing the total number of vacant units "for sale only" by the sum of owne occupied units, vacant units that are "for sale only," and vacant units that have been sold but not yet occupied; and then multiplying by 100.

[5] The rental vacancy rate is the proportion of the rental inventory that is vacant "for rent." It is computed by dividing the total number of vacant units "for rent" by the sum of the renter-occupied un vacant units that are "for rent," and vacant units that have been rented but not yet occupied; and then multiplying by 100.

Source: U.S. Census Bureau, 2020 Census Demographic Profile

Means of Transportation to Work by Selected Characteristics

United States Census Bureau

Note: This is a modified view of the original table produced by the U.S. Census Bureau. This download or printed version may have missing information from the original table.

	Los Angeles Unified School District, California		
	Total		Car, tru
Label	Estimate	Margin of Error	
Workers 16 years and over	2,249,360	±8,318	
AGE			
SEX			
RACE AND HISPANIC OR LATINO ORIGIN			
NATIVITY AND CITIZENSHIP STATUS			
LANGUAGE SPOKEN AT HOME AND ABILITY TO SPEAK ENGLISH			
EARNINGS IN THE PAST 12 MONTHS (IN 2022 INFLATION-ADJUSTED DOLLARS) FOR WORKERS			
POVERTY STATUS IN THE PAST 12 MONTHS			
Workers 16 years and over	2,249,360	±8,318	
Workers 16 years and over who did not work from home	1,933,617	±8,766	
TIME OF DEPARTURE TO GO TO WORK			
TRAVEL TIME TO WORK			
Less than 10 minutes	6.2%	±0.2	
10 to 14 minutes	9.4%	±0.2	
15 to 19 minutes	13.0%	±0.2	
20 to 24 minutes	13.8%	±0.2	
25 to 29 minutes	6.0%	±0.1	
30 to 34 minutes	19.6%	±0.2	

Table Notes

Means of Transportation to Work by Selected Characteristics

Survey/Program: American Community Survey
Year: 2022
Estimates: 5-Year
Table ID: S0802

Although the American Community Survey (ACS) produces population, demographic and housing unit estimates, the decennial census is the official source of population totals for April 1st of each decennial year. In between censuses, the Census Bureau's Population Estimates Program produces and disseminates the official estimates of the population for the nation, states, counties, cities, an towns and estimates of housing units for states and counties.

Information about the American Community Survey (ACS) can be found on the ACS website. Supporting documentation including code lists, subject definitions, data accuracy, and statistical testing, and a full list of ACS tables and table shells (without estimates) can be found on the Technical Documentation section of the ACS website.

Sample size and data quality measures (including coverage rates, allocation rates, and response rates) can be found on the American Community Survey website in the Methodology section.

Source: U.S. Census Bureau, 2018-2022 American Community Survey 5-Year Estimates

Data are based on a sample and are subject to sampling variability. The degree of uncertainty for an estimate arising from sampling variability is represented through the use of a margin of error. The value shown here is the 90 percent margin of error. The margin of error can be interpreted roughly as providing a 90 percent probability that the interval defined by the estimate minus the margin of error and the estimate plus the margin of error (the lower and upper confidence bounds) contains the true value. In addition to sampling variability, the ACS estimates are subject to nonsampling erro (for a discussion of nonsampling variability, see ACS Technical Documentation). The effect of nonsampling error is not represented in these tables.

Foreign born excludes people born outside the United States to a parent who is a U.S. citizen.

Workers include members of the Armed Forces and civilians who were at work last week.

Industry titles and their 4-digit codes are based on the 2017 North American Industry Classification System. The Industry categories adhere to the guidelines issued in Clarification Memorandum No. "NAICS Alternate Aggregation Structure for Use By U.S. Statistical Agencies," issued by the Office of Management and Budget.

Occupation titles and their 4-digit codes are based on the 2018 Standard Occupational Classification.

When information is missing or inconsistent, the Census Bureau logically assigns an acceptable value using the response to a related question or questions. If a logical assignment is not possible, dat are filled using a statistical process called allocation, which uses a similar individual or household to provide a donor value. The "Allocated" section is the number of respondents who received an allocated value for a particular subject.

Several means of transportation to work categories were updated in 2019. For more information, see: Change to Means of Transportation.

In 2019, methodological changes were made to the class of worker question. These changes involved modifications to the question wording, the category wording, and the visual format of the categories on the questionnaire. The format for the class of worker categories are now listed under the headings "Private Sector Employee," "Government Employee," and "Self-Employed or Other." Additionally, the category of Active Duty was added as one of the response categories under the "Government Employee" section for the mail questionnaire. For more detailed information about the

2019 changes, see the 2016 American Community Survey Content Test Report for Class of Worker located at http://www.census.gov/library/working-papers/2017/acs/2017_Martinez_01.html.

The 2018-2022 American Community Survey (ACS) data generally reflect the March 2020 Office of Management and Budget (OMB) delineations of metropolitan and micropolitan statistical areas. In certain instances, the names, codes, and boundaries of the principal cities shown in ACS tables may differ from the OMB delineation lists due to differences in the effective dates of the geographic entities.

Estimates of urban and rural populations, housing units, and characteristics reflect boundaries of urban areas defined based on 2020 Census data. As a result, data for urban and rural areas from the ACS do not necessarily reflect the results of ongoing urbanization.

Explanation of Symbols:

-

The estimate could not be computed because there were an insufficient number of sample observations. For a ratio of medians estimate, one or both of the median estimates falls in the lowest inter or highest interval of an open-ended distribution. For a 5-year median estimate, the margin of error associated with a median was larger than the median itself.

N

The estimate or margin of error cannot be displayed because there were an insufficient number of sample cases in the selected geographic area.

(X)

The estimate or margin of error is not applicable or not available.

median-

The median falls in the lowest interval of an open-ended distribution (for example "2,500-")

median+

The median falls in the highest interval of an open-ended distribution (for example "250,000+").

**

The margin of error could not be computed because there were an insufficient number of sample observations.

***

The margin of error could not be computed because the median falls in the lowest interval or highest interval of an open-ended distribution.

*****

A margin of error is not appropriate because the corresponding estimate is controlled to an independent population or housing estimate. Effectively, the corresponding estimate has no sampling erro and the margin of error may be treated as zero.

SchoolWorks, Inc.
8700 Auburn Folsom Road, Suite 200
Granite Bay, CA 95746
916.733.0402

School Impact Fees:

A School District can use the revenue collected on residential and commercial/industrial construction for the purposes listed below:

- Purchase or lease of interim school facilities to house students generated by new development pending the construction of permanent facilities.
- Purchase or lease of land for school facilities for such students.
- Acquisition of school facilities for such students, including:
  - Construction
  - Modernization/reconstruction
  - Architectural and engineering costs
  - Permits and plan checking
  - Testing and inspection
  - Furniture, Equipment and Technology for use in school facilities
- Legal and other administrative costs related to the provision of such new facilities
- Administration of the collection of, and justification for, such fees, and
- Any other purpose arising from the process of providing facilities for students generated by new development.

Following is an excerpt from the Education Code that states the valid uses of the Level 1 developer fees. It refers to construction and reconstruction. The term reconstruction was originally used in the Leroy Greene program. The term modernization is currently used in the 1998 State Building Program and represents the same scope of work used in the original reconstruction projects.

Ed Code Section 17620. (a) (1) The governing board of any school district is authorized to levy a fee, charge, dedication, or other requirement against any construction within the boundaries of the district, for the purpose of funding the construction or reconstruction of school facilities, subject to any limitations set forth in Chapter 4.9 (commencing with Section 65995) of Division 1 of Title 7 of the Government Code. This fee, charge, dedication, or other requirement may be applied to construction only as follows: …

The limitations referred to in this text describe the maximum amounts that can be charged for residential and commercial/industrial projects and any projects that qualify for exemptions. They do not limit the use of the funds received.

The following is a list of projects that will or may be at least partially funded with Developer Fees.

PROJ_ID	PROJ_NAME	SCHOOL_TYPE	BUDGET
10369410	Topanga Charter ES - Classroom Replacement & Paving	Elementary School	$17,014,989
10369342	Castle Heights ES - Classroom Replacement	Elementary School	$51,439,189
10369343	Canyon Charter ES - Classroom Replacement	Elementary School	$57,555,188
10369344	Delevan ES - Classroom Replacement	Elementary School	$72,348,674
10369345	Franklin ES - Classroom Replacement	Elementary School	$74,913,485
10369346	Dixie Canyon Community Charter ES - Classroom Replacement	Elementary School	$59,241,063
10369409	Ivanhoe ES - Classroom Replacement	Elementary School	$64,593,176
10374450	Carson HS - Classroom Replacement	High School	$145,644,050
10374451	Clover ES - Classroom Replacement	Elementary School	$105,819,442
10374657	Limerick ES - Classroom Replacement	Elementary School	$122,584,000
10374452	Madison MS - Classroom Replacement	Middle School	$60,750,961
10374653	Politi ES - Classroom Replacement	Elementary School	$79,404,000
10374659	Bell HS - Classroom Replacement & HVAC	High School	$197,435,000
10374665	3rd St. ES - Classroom Replacement	Elementary School	$76,722,000
10366799	North Hollywood HS - Comprehensive Modernization	High School	$319,580,382
10366800	Huntington Park HS - Comprehensive Modernization	High School	$183,039,450
10366801	Grant HS - Comprehensive Modernization	High School	$196,110,072
10366803	Roosevelt HS - Comprehensive Modernization	High School	$244,269,101
10366804	Polytechnic HS - Comprehensive Modernization	High School	$205,872,719
10366806	Burroughs MS - Comprehensive Modernization	Middle School	$276,892,153
10366808	San Pedro HS - Comprehensive Modernization	High School	$272,204,183
10366809	Jefferson HS - Comprehensive Modernization	High School	$273,508,924
10368159	Hamilton HS - Comprehensive Modernization	High School	$598,224,433
10368155	92nd St. ES - Comprehensive Modernization	Elementary School	$82,711,681
10368156	Elizabeth Learning Center - Comprehensive Modernization	K-12 School	$139,811,869
10368157	Ascot ES - Comprehensive Modernization	Elementary School	$102,293,752
10368160	Kennedy HS - Comprehensive Modernization	High School	$273,688,519
10368161	Lincoln HS - Comprehensive Modernization	High School	$290,901,365
10368163	Reseda Charter HS - Comprehensive Modernization	Span 6-12 School	$177,750,335
10368166	Taft Charter HS - Comprehensive Modernization	High School	$233,530,476
10372107	32nd St./USC Magnets - Major Modernization	Elementary School	$107,959,859
10372109	Canoga Park HS - Major Modernization	High School	$154,491,452
10372110	Fairfax HS - Major Modernization	High School	$177,555,145
10372111	Irving STEAM Magnet MS - Major Modernization	Middle School	$173,355,078
10372112	49th St. ES - Major Modernization	Elementary School	$91,972,004
10372156	Garfield HS - Major Modernization	High School	$160,434,040
10372177	Sylmar Charter HS - Major Modernization	High School	$136,841,885

Site Acquisition and Development Costs

Approval Date	OPSC Project #	Project Name	50% State Funded Site Acquisition	50% State Funded Site Development	Acres
2/27/2008	50/64733-00-143	Central Region Elementary School #15	$6,216,059	$2,032,614	2.63
3/26/2008	53/64733-00-131	Central Region Elementary School #18	$5,854,373	$2,115,021	2.42
3/26/2008	53/64733-00-118	South Region Elementary School #3	$8,457,756	$2,914,288	4.7
3/26/2008	53/64733-00-114	South Region Elementary School #4	$10,632,895	$3,201,149	3.76
3/26/2008	53/64733-00-149	Valley Region Elementary School #6	$3,184,907	$2,958,759	4.29
3/26/2008	53/64733-00-328	Valley Region Elementary School #7	$6,792,205	$2,702,412	3.54
3/26/2008	53/64733-00-335	Valley Region Elementary School #8	$2,456,719	$1,881,475	3.71
3/26/2008	53/64733-00-020	Valley Region Elementary School #9	$4,452,859	$2,245,810	3.79
4/23/2008	53/64733-00-212	Central Region Elementary School #13	$10,564,078	$3,978,341	3.34
4/23/2008	53/64733-00-037	Central Region Elementary School #14	$9,347,889	$3,092,234	3.23
4/23/2008	53/64733-00-310	Central Region Elementary School #16	$6,657,442	$2,851,667	3.16
4/23/2008	53/64733-00-081	Sara Coughlin Elementary	$584,067	$614,510	1.08
5/28/2008	53/64733-00-085	Central Region Elementary School #15	$4,501,284	$1,471,893	2.63
12/10/2008	53/64733-00-133	South Region Elementary School #7	$7,974,629	$3,376,356	3.91
4/28/2010	53/64733-00-658	South Region Elementary #6	$11,497,142	$3,903,399	5.66
4/28/2010	53/64733-00-574	South Region Span K-8 #1	$14,048,162	$5,474,407	6.69
6/23/2010	53/64733-00-679	South Region Elementary #11	$6,708,116	$1,586,379	3.93
6/23/2010	53/64733-00-619	South Region Elementary #5	$9,008,911	$3,013,525	4.68
12/15/2010	53/64733-00-408	Central Region Elementary #21	$5,665,545	$3,075,264	2.63
12/15/2010	53/64733-00-427	Central Region McArthur Park Elem.	$4,536,286	$2,750,380	2.59
12/15/2010	53/64733-00-555	South Region Elementary #10	$6,340,381	$1,827,909	3.83
12/15/2010	53/64733-00-663	South Region Elementary #12	$6,835,985	$2,498,841	4.09
12/15/2010	53/64733-00-501	South Region Elementary #9	$7,829,559	$1,897,706	3.41
12/15/2010	53/64733-00-454	Valley Region Bellingham Elementary	$1,974,429	$2,059,231	1.81
12/28/2010	53/64733-00-841	Central Region Elementary #22	$902,603	$1,792,019	4.08
1/26/2011	53/64733-00-430	Valley Region K-8 #2	$1,953,745	$2,367,234	10.34
2/23/2011	53/64733-00-606	Central Region Elementary #20	$16,800,396	$3,807,531	3.15
2/23/2011	53/64733-00-602	Valley Region Elementary #13	$14,964,551	$2,984,040	5.31
Sub-Total - Elementary Schools			**$196,742,973**	**$74,474,394**	**108.39**
4/25/2007	50/64733-00-138	South Region Middle School #6	$14,611,469	$5,344,981	6.38
5/23/2007	50/64733-00-117	Central L.A. Middle School #3	$2,973,601	$3,885,004	2.49
5/23/2007	50/64733-00-136	South Region Middle School #2	$15,847,339	$5,075,923	6.56
5/23/2007	50/64733-00-141	South Region Middle School #4	$10,479,685	$0	10.6
5/23/2007	50/64733-00-139	Central Region Middle School #7	$16,889,770	$4,903,191	5.62
12/28/2010	53/64733-00-519	South Region Middle #3	$9,299,410	$3,462,222	4.87
Sub-Total - Middle Schools			**$70,101,274**	**$22,671,321**	**36.52**
1/30/2008	53/64733-00-339	East Valley High School #1A	$19,304,545	$8,617,719	21
2/27/2008	53/64733-00-287	Central Los Angeles High School #11	$62,032,192	$19,870,638	31.1
2/27/2008	53/64733-00-384	Central L.A. Area High School #9	$46,855,268	$19,471,435	10.08
3/26/2008	53/64733-00-145	Valley Region High School #5	$7,537,564	$3,165,059	16
3/26/2008	53/64733-00-222	Valley Region High School #4	$10,005,057	$9,093,886	9.18
3/26/2008	53/64733-00-700	South Region High School #2	$32,388,598	$6,581,630	15.2
3/26/2008	53/64733-00-806	South Region High School #4	$19,713,650	$12,512,988	12.47
4/23/2008	53/64733-00-705	Central Region High School #13	$20,045,188	$8,362,559	18.98
6/25/2008	53/64733-00-702	East Los Angeles High School #2	$14,019,191	$10,218,273	11.86
5/27/2009	53/64733-00-832	South Los Angeles Area High School #3	$32,643,996	$12,593,581	14.83
4/28/2010	53/64733-00-854	South Region High School #12	$27,923,361	$11,467,225	14.3
4/28/2010	53/64733-00-538	Central Region High School #16	$15,436,726	$7,603,354	8.64
6/23/2010	53/64733-00-421	South Region High School #7	$14,049,764	$6,138,573	8.5
2/23/2011	53/64733-00-520	South Region High School #15	$14,412,286	$8,786,695	19.16
8/24/2011	53/64733-00-420	South Region High School #9	$63,372,081	$6,654,695	31.36
Sub-Total - High Schools			**$399,739,467**	**$151,138,310**	**242.66**

	Site Acquisition Total Cost/Acre	Site Development Total Cost/Acre
Elementary Schools:	$3,630,279	$1,374,193
Middle Schools:	$3,839,062	$1,241,584
High Schools:	$3,294,647	$1,245,680

REPORT OF THE EXECUTIVE OFFICER
State Allocation Board Meeting, January 28, 2026

INDEX ADJUSTMENT ON THE ASSESSMENT FOR DEVELOPMENT

PURPOSE OF REPORT

To adopt the biennial index adjustment on the assessment for development, which may be levied pursuant to Education Code Section 17620.

DESCRIPTION

The law requires the maximum assessment for development be adjusted every two years by the change in the Class B construction cost index, as determined by the State Allocation Board (Board) in each calendar year. This item requests that the Board make the adjustment based on the change reflected using the RS Means (The Gordian Group, Inc.[1]) index.

AUTHORITY

Education Code Section 17620(a)(1) states the following: "The governing board of any school district is authorized to levy a fee, charge, dedication, or other requirement against any construction within the boundaries of the district, for the purpose of funding the construction or reconstruction of school facilities, subject to any limitations set forth in Chapter 4.9 (commencing with Section 65995) of Division 1 of Title 7 of the Government Code…"

Government Code Section 65995(b)(3) states the following: "The amount of the limits set forth in paragraphs (1) and (2) shall be increased in 2000, and every two years thereafter, according to the adjustment for inflation set forth in the statewide cost index for class B construction, as determined by the State Allocation Board at its January meeting, which increase shall be effective as of the date of that meeting."

BACKGROUND

There are three levels that may be levied for developer fees. The fees are levied on a per-square foot basis. The lowest fee, Level I, is assessed if the district conducts a Justification Study that establishes the connection between the development coming into the district and the assessment of fees to pay for the cost of the facilities needed to house future students. The Level II fee is assessed if a district makes a timely application to the Board for new construction funding, conducts a School Facility Needs Analysis pursuant to Government Code Section 65995.6, and satisfies at least two of the requirements listed in Government Code Section 65995.5(b)(3). The Level III fee can be assessed if a school district meets requirements to adopt Level I fees and the Board is no longer approving apportionments for new construction due to a lack of state funds available for this

[1] Effective September 27, 2025, RS Means was transitioned under the company's unified entity, The Gordian Group, Inc.

purpose. Level III fees are intended to provide up to 100 percent of the School Facility Program new construction project cost.

STAFF ANALYSIS/STATEMENTS

A historical comparison of the assessment rates for development fees for 2022 and 2024 are shown below for information. According to the RS Means (The Gordian Group, Inc.), the cost index for Class B construction increased by 4.06 percent during the two-year period from January 2024 to January 2026, requiring the assessment for development fees to be adjusted as follows beginning January 2026:

RS Means (The Gordian Group, Inc.) Index
Maximum Level I Assessment Per Square Foot

	2022	2024	2026
Residential	$4.79	$5.17	$5.38
Commercial/Industrial	$0.78	$0.84	$0.87

RECOMMENDATION

Increase the 2026 maximum Level I assessment for development in the amount of 4.06 percent using the RS Means (The Gordian Group, Inc.) Index to be effective immediately.

REPORT OF THE EXECUTIVE OFFICER
State Allocation Board Meeting, January 28, 2026

ANNUAL ADJUSTMENT TO SCHOOL FACILITY PROGRAM GRANTS

PURPOSE OF REPORT

To adopt the annual adjustment to the School Facility Program (SFP) grants based on the change in construction costs pursuant to the Education Code (EC) and SFP Regulations.

DESCRIPTION

This item presents the State Allocation Board (Board) with the annual adjustment to the SFP grants based on the statewide cost index for Class B construction. Each year the Board adjusts the SFP grants to reflect construction cost changes. In January 2016, the Board adopted the RS Means (The Gordian Group, Inc.[1]) index for use in 2016 and future years. This item presents the 2026 annual adjustment to SFP grants based on the RS Means (The Gordian Group, Inc.) index.

AUTHORITY

See Attachment A.

STAFF ANALYSIS/STATEMENTS

At the January 2016 meeting, the Board adopted an increase to the SFP grants using the RS Means (The Gordian Group, Inc.) Construction Cost Index (CCI) as the statewide cost index for Class B construction.

The current rate of change between 2025 and 2026 for the RS Means (The Gordian Group, Inc.) Class B CCI is 3.56 percent. The chart below reflects the amounts previously adopted for 2025 compared to the potential amount for the new construction base grants.

			RS Means (Gordian Group, Inc.) 3.56%
Grade Level	**Regulation Section**	**Current Adjusted Grant Per Pupil Effective 1-1-25**	*Potential Grant Per Pupil Effective 1-1-26*
Elementary	1859.71	$15,847	$16,411
Middle	1859.71	$16,761	$17,358
High	1859.71	$21,327	$22,086
Special Day Class – Severe	1859.71.1	$44,531	$46,116
Special Day Class – Non-Severe	1859.71.1	$29,782	$30,842

[1] Effective September 27, 2025, RS Means was transitioned under the company's unified entity, The Gordian Group, Inc.

STAFF ANALYSIS/STATEMENTS (cont.)

The following chart shows the amounts previously adopted compared to the potential amount for the modernization base grants.

		RS Means (Gordian Group, Inc.) 3.56%	
Grade Level	**Regulation Section**	**Current Adjusted Grant Per Pupil Effective 1-1-25**	*Potential Grant Per Pupil Effective 1-1-26*
Elementary	1859.78	$6,034	$6,249
Middle	1859.78	$6,381	$6,608
High	1859.78	$8,356	$8,653
Special Day Class – Severe	1859.78.3	$19,232	$19,917
Special Day Class – Non-Severe	1859.78.3	$12,867	$13,325

In addition, the CCI adjustment would increase the threshold amount for Government Code Section 66452.6(a)(2) for the period of one year commencing March 1, 2026. The following chart shows the amount previously adopted for 2025 compared to the resulting threshold amount, upon approval of the proposed 2026 CCI adjustment.

	RS Means (Gordian Group, Inc.) 3.56%	
	Effective 3-1-2025	**Potential 3-1-2026**
Resulting Amount	$399,010	$413,215

RECOMMENDATION

Adopt the increase of 3.56 percent for the 2026 SFP grants based on the RS Means (The Gordian Group, Inc.) Construction Cost Index as shown in Attachment B.

District Capacity of State Funded Projects

		Capacity Added				
Approved State Projects	**Project #**	**K-6**	**7-8**	**9-12**	**SDC**	**Total**
Accelerated Charter	18	400	108	270	0	778
Aldama Elementary	5	125	0	0	13	138
Alta Loma Elementary	100	0	108	0	0	108
Aragon Avenue Elementary	57	400	0	0	0	400
Banning New Elementary #1	98	0	1,080	0	0	1,080
Beachy Avenue Elementary	8	300	0	0	0	300
Bell Elementary #3 Primary Center	3	250	0	0	13	263
Bell Elementary #3 Primary Center	69	175	405	0	0	580
Belmont Elementary #6	17	975	0	0	0	975
Belmont High Addition	82	0	0	540	0	540
Belmont New Primary Center #12	95	0	432	0	0	432
Belmont/Hollywood Elementary #1	66	550	0	0	0	550
Belmont/Hollywood Elementary Center #3	2	250	0	0	13	263
Brooklyn Avenue Elementary	37	100	0	0	0	100
Calahan Street Elementary	118	25	0	0	0	25
Camellia Avenue Elementary	67	400	0	0	0	400
Canterbury Avenue Elementary	119	100	0	0	0	100
Carpenter Avenue Elementary	120	50	0	0	0	50
Central LA Area New High #1 Metromedia	16	0	0	2,268	0	2,268
Central LA Area New High #2 Eller Media	13	0	0	2,565	0	2,565
Central LA High #9	384	0	0	1,728	0	1,728
Central LA High #10	52	0	0	1,917	0	1,917
Central LA Middle #4	59	525	1,134	0	0	1,659
Central LA High #11	287	0	0	2,808	0	2,808
Central LA Learning Center #1	41	375	675	1,053	0	2,103
Central LA Learning Center #1	24	0	1,242	1,404	0	2,646
Central LA Middle #1	55	0	1,701	0	0	1,701
Central LA Middle #3	117	275	513	0	0	788
Central Region Elementary #13	212	875	0	0	0	875
Central Region Elementary #14	37	875	0	0	0	875
Central Region Elementary #15	143	325	0	0	0	325
Central Region Elementary #15	85	250	0	0	0	250
Central Region Elementary #16	310	675	0	0	0	675
Central Region Elementray #17	137	0	783	0	0	783
Central Region Elementary #18	131	575	0	0	0	575
Central Region Elementary #20 Virgil Middle	606	0	864	0	0	864
Central Region Elementary #21	408	0	702	0	0	702
Central Region Elementary #22	841	0	0	702	0	702
Central Region High #13	705	0	0	2,457	0	2,457

District Capacity of State Funded Projects

		Capacity Added				
Approved State Projects	**Project #**	**K-6**	**7-8**	**9-12**	**SDC**	**Total**
Central Region High #16	538	0	0	2,241	0	2,241
Central Region Macauthur Park Elementary	427	0	378	0	0	378
Central Region Middle #7	139	450	864	0	0	1,314
Central Region Middle #7	150	0	81	0	0	81
Charles W Barrett Elementary	116	100	0	0	0	100
Chase Street Elementary	121	50	0	0	0	50
Coeur D Alene Avenue Elementary	122	50	0	0	0	50
Cohassett Street Elementary	123	75	0	0	0	75
Compton Avenue Elementary	109	0	27	0	0	27
Crenshaw Senior High	30	0	0	216	0	216
Dominguez Elementary	130	50	0	0	0	50
East Los Angeles High School #1	173	0	0	1,026	0	1,026
East Los Angeles High School #2	702	0	0	2,511	0	2,511
East Valley Area High #1B	68	0	0	1,593	0	1,593
East Valley Area High #3	64	0	0	2,403	0	2,403
East Valley High School 1A	339	0	0	1,620	0	1,620
East Valley Middle #1	56	0	1,863	0	0	1,863
East Valley Middle #2	45	550	1,215	0	0	1,765
East Valley New Continuation High	72	0	0	162	0	162
East Valley New High #2 Arleta High	44	0	0	1,728	0	1,728
Esperanza Elementary	50	50	0	0	0	50
Fenton Avenue Charter	46	325	0	0	0	325
Fifteenth Street Elementary	106	0	324	0	0	324
Fourth Street Elementary	91	0	432	0	0	432
Francis (John H) Polytechnic	77	0	0	432	0	432
Franklin Primary Center #1	32	400	0	0	0	400
Fries Avenue Elementary	102	0	216	0	0	216
Gault Street Elementary	125	50	0	0	0	50
Gledhill Street Elementary	22	100	0	0	0	100
Grape Street Elementary	124	75	0	0	0	75
Gratts Primary Center	135	0	432	0	0	432
Hamilton (Alexander) Senior High	61	0	0	459	0	459
Hesby El	89	0	540	0	0	540
High Tech High	71	0	0	108	0	108
Hillcrest Drive Elementary	97	0	54	0	0	54
Hobart Boulevard Elementary	6	150	0	0	0	150
Hubbard Street Elementary	131	100	0	0	0	100
Huntington Drive Elementary	132	150	0	0	0	150
Huntington Park Elementary #3	42	650	0	0	0	650

District Capacity of State Funded Projects

		Capacity Added				
Approved State Projects	**Project #**	**K-6**	**7-8**	**9-12**	**SDC**	**Total**
Huntington Park New Elementary #7	115	0	702	0	0	702
Hyde Park Blvd Elementary	110	0	27	0	0	27
Jefferson Elementary #2	43	225	0	0	0	225
Jefferson Primary Center #6	51	400	0	0	0	400
Kenter Canyon Elementary	19	200	0	0	0	200
LA Primary Center #1	54	400	0	0	0	400
Lankershim Elementary	7	200	0	0	0	200
Leland Street Elementary	101	0	108	0	0	108
Loma Vista Avenue Elementary	104	0	216	0	0	216
Los Angeles New Elementary #1	166	650	0	0	0	650
Magnolia Avenue Elementary	93	0	432	0	0	432
Manual Arts Elementary	10	0	0	0	0	0
Manual Arts Elementary	11	700	0	0	0	700
Manual Arts Primary Center #2	140	400	0	0	0	400
Maywood New Elementary #5	29	650	0	0	0	650
Melvin Avenue Elementary	126	50	0	0	0	50
Miller (Loren) Elementary	84	0	81	0	0	81
Monroe Elementary #2	62	1,000	0	0	0	1,000
Monroe Primary Center (Aka Langdon Pc)	9	400	0	0	0	400
Montara Avenue	127	200	0	0	0	200
Nevin Avenue Elementary	47	300	0	0	0	300
Ninety-Second Street Elementary	113	0	54	0	0	54
Ninety-Sixth Street Elementary	112	0	108	0	0	108
Noble Elementary #1	79	800	0	0	0	800
Normont Elementary	31	100	0	0	0	100
North Hollywood Elementary #3	40	775	0	0	0	775
One Hundred Eighty-Sixth Street	134	50	0	0	0	50
One Hundred Thirty-Fifth Street	133	75	0	0	0	75
One Hundred Twelfth Street Elem	114	0	54	0	0	54
One Hundred Twenty-Second Street Elementary	107	0	108	0	0	108
Orthopaedic Medical Magnet High	15	0	0	864	0	864
Overland Avenue Elementary	1	150	0	0	13	163
Oxnard Street Elementary	26	100	0	0	0	100
Palms Middle	21	0	108	0	0	108
Park Avenue Elementary	96	0	81	0	0	81
Parmelee Avenue Elementary	83	0	54	0	0	54
Ramona Elementary	33	650	0	0	0	650
Ramona Elementary	92	0	216	0	0	216
Russell Elementary	86	0	135	0	0	135

District Capacity of State Funded Projects

		Capacity Added				
Approved State Projects	**Project #**	**K-6**	**7-8**	**9-12**	**SDC**	**Total**
San Antonio Elementary	20	200	0	0	0	200
San Fernando Middle	23	0	162	0	0	162
San Miguel Elementary	36	100	0	0	0	100
Sara Coughlin Elementary	81	550	0	0	0	550
Sixty-Sixth Street Elementary	94	75	0	0	0	75
South Central LA High #1	63	0	0	2,565	0	2,565
South Gate Elementary #7	70	425	0	0	0	425
South Los Angeles Area High #3	832	0	0	2,241	0	2,241
South Park Elementary	128	25	0	0	0	25
South Region Elementary #1	142	0	1,134	0	0	1,134
South Region Elementary #10	555	0	702	0	0	702
South Region Elementary #11	679	0	864	0	0	864
South Region Elementary #12	663	0	864	0	0	864
South Region Elementary #2	129	100	1,026	0	0	1,126
South Region Elementary #3	118	775	0	0	0	775
South Region Elementary #4	114	775	0	0	0	775
South Region Elementary #5	619	0	1,026	0	0	1,026
South Region Elementary #6	658	950	0	0	0	950
South Region Elementary #7	133	950	0	0	0	950
South Region Elementary #9	501	0	702	0	0	702
South Region High #12	854	0	0	2,241	0	2,241
South Region High #15	520	0	0	864	0	864
South Region High #2	700	0	0	2,268	0	2,268
South Region High #4	806	0	0	2,025	0	2,025
South Region High #7	421	0	0	1,701	0	1,701
South Region High #8	420	0	0	1,458	0	1,458
South Region Middle #2	136	425	918	0	0	1,343
South Region Middle #2	183	25	27	0	0	52
South Region Middle #3	519	0	0	1,026	0	1,026
South Region Middle #6	138	425	918	0	0	1,343
South Region Middle #6	92	0	54	0	0	54
South Region Middle #4	141	175	324	0	0	499
South Region Span K-8 #1	574	900	405	0	0	1,305
Southeast Area Cont #1	81	0	0	162	0	162
Southeast Area HS #2/Southeast Area MS #3	49	450	1,026	2,700	0	4,176
Southeast Area Learning Center	53	150	378	675	0	1,203
State Street Elementary	103	0	162	0	0	162
Sylvan Park Elementary	24	100	0	0	0	100
Valerio Street Elementary	12	250	0	0	0	250

District Capacity of State Funded Projects

		Capacity Added				
Approved State Projects	**Project #**	**K-6**	**7-8**	**9-12**	**SDC**	**Total**
Valley High #1	48	0	0	1,026	0	1,026
Valley Region Bellingham Elementary	454	0	594	0	0	594
Valley Region Blythe Elementary	483	400	0	0	0	400
Valley Region Elementary #10	135	650	0	0	0	650
Valley Region Elementary #12	48	650	0	0	0	650
Valley Region Elementary #13	602	950	0	0	0	950
Valley Region Elementary #6	149	950	0	0	0	950
Valley Region Elementary #7	328	800	0	0	0	800
Valley Region Elementary #8	335	725	0	0	0	725
Valley Region Elementary #9	20	800	0	0	0	800
Valley Region High #4	222	0	0	1,377	0	1,377
Valley Region High #5	145	0	0	2,349	0	2,349
Valley Region High #9	16	0	0	864	0	864
Valley Region K-8 #2	430	650	405	0	0	1,055
Valley Region Monroe Span K-8	590	0	486	0	0	486
Van Ness Avenue Elementary	108	0	162	0	0	162
Van Nuys New Elementary #1	4	550	0	0	52	602
Venice Senior High	27	0	0	216	0	216
Vine Street Elementary	105	0	270	0	0	270
Washington (George) Prep High	90	0	0	648	0	648
Weigand Avenue Elementary	111	0	54	0	0	54
Wilmington Park Elementary	99	0	108	0	0	108
Wilson (Woodrow) Senior High	25	0	0	216	0	216
Totals for State Funded Projects		**35,650**	**31,428**	**59,697**	**104**	**126,879**

Capacity Added was determined based on the number of classrooms added in each project.

Inventory of Modernization Eligiblity Approved by the SAB

	Eligible Modernization Grants				State	District	Project
Item #	Elem	Middle	High	Spec Ed	Funding	Share	Total
1	0	9	9		$162,355	$108,237	$270,592
2	0	0	50		$510,200	$340,133	$850,333
3	0	0	74		$755,096	$503,397	$1,258,493
4	0	0	84	2	$888,674	$592,449	$1,481,123
5	0	0	70	7	$824,662	$549,775	$1,374,437
6	0	0	80	1	$832,089	$554,726	$1,386,815
7	0	0	77		$785,708	$523,805	$1,309,513
8	0	5	206		$1,947,077	$1,298,051	$3,245,128
9	0	0	73		$744,892	$496,595	$1,241,487
10	0	0	53	1	$556,581	$371,054	$927,635
11	0	0	69		$704,076	$469,384	$1,173,460
12	0	0	3567	96	$34,474,517	$22,983,011	$57,457,528
13	0	0	59	19	$901,645	$601,097	$1,502,742
14	0	0	55		$561,220	$374,147	$935,367
15	0	0	40		$408,160	$272,107	$680,267
16	0	0	528	7	$4,999,615	$3,333,077	$8,332,692
17	0	0	60		$612,240	$408,160	$1,020,400
18	0	0	44		$448,976	$299,317	$748,293
19	0	0	92	9	$1,015,394	$676,929	$1,692,323
20	0	0	81		$826,524	$551,016	$1,377,540
21	0	0	81		$826,524	$551,016	$1,377,540
22	0	0	79	38	$1,320,513	$880,342	$2,200,855
23	0	0	91		$928,564	$619,043	$1,547,607
24	0	0	81		$826,524	$551,016	$1,377,540
25	0	0	92		$938,768	$625,845	$1,564,613
26	0	0	1381	2	$12,842,711	$8,561,807	$21,404,518
27	0	0	95		$969,380	$646,253	$1,615,633
28	0	0	62		$632,648	$421,765	$1,054,413
29	0	0	57		$581,628	$387,752	$969,380
30	0	0	67		$683,668	$455,779	$1,139,447
31	0	0	73		$744,892	$496,595	$1,241,487
32	0	0	59		$602,036	$401,357	$1,003,393
33	0	0	54		$551,016	$367,344	$918,360
34	0	0	0	83	$1,308,819	$872,546	$2,181,365
35	0	0	3134	32	$29,538,772	$19,692,515	$49,231,287
36	0	0	84	16	$1,109,438	$739,625	$1,849,063
37	0	0	83	13	$1,051,928	$701,285	$1,753,213
38	0	0	1987	5	$18,508,696	$12,339,131	$30,847,827
39	265	109	195		$4,375,488	$2,916,992	$7,292,480
40	0	0	63		$642,852	$428,568	$1,071,420
41	0	0	92		$938,768	$625,845	$1,564,613
42	0	0	99	14	$1,156,600	$771,067	$1,927,667
43	0	0	44		$448,976	$299,317	$748,293
44	0	0	73	6	$839,505	$559,670	$1,399,175
45	0	0	38		$387,752	$258,501	$646,253
46	0	0	1406		$13,045,993	$8,697,329	$21,743,322
47	0	0	61		$622,444	$414,963	$1,037,407
48	0	0	56		$571,424	$380,949	$952,373
49	0	0	86		$877,544	$585,029	$1,462,573
50	0	0	83		$846,932	$564,621	$1,411,553
51	0	0	113		$1,083,354	$722,236	$1,805,590

Inventory of Modernization Eligiblity Approved by the SAB

	Eligible Modernization Grants				State	District	Project
Item #	Elem	Middle	High	Spec Ed	Funding	Share	Total
52	0	0	80		$816,320	$544,213	$1,360,533
53	0	270	897	90	$11,538,843	$7,692,562	$19,231,405
54	0	0	88		$897,952	$598,635	$1,496,587
55	0	0	955		$8,861,254	$5,907,503	$14,768,757
56	338	8	0		$2,338,950	$1,559,300	$3,898,250
57	0	0	369	16	$3,653,383	$2,435,589	$6,088,972
58	0	0	2726	40	$25,867,774	$17,245,183	$43,112,957
59	0	0	2747	95	$26,851,557	$17,901,038	$44,752,595
60	383	365	824		$12,833,483	$8,555,655	$21,389,138
61	0	3	114		$1,115,034	$743,356	$1,858,390
62	0	0	2506		$23,252,673	$15,501,782	$38,754,455
63	0	0	2180		$20,227,784	$13,485,189	$33,712,973
64	0	0	2317	146	$23,593,224	$15,728,816	$39,322,040
65	0	0	1791	6	$16,704,396	$11,136,264	$27,840,660
66	0	0	1757	185	$18,956,518	$12,637,679	$31,594,197
67	0	0	1969		$18,269,957	$12,179,971	$30,449,928
68	0	0	3462		$32,123,206	$21,415,471	$53,538,677
69	0	0	1647		$15,282,184	$10,188,123	$25,470,307
70	0	0	0	175	$2,593,336	$1,728,891	$4,322,227
71	0	0	3170		$29,413,796	$19,609,197	$49,022,993
72	0	0	0		$0	$0	$0
73	0	0	2004		$18,594,715	$12,396,477	$30,991,192
74	0	0	1465		$13,593,442	$9,062,295	$22,655,737
75	0	0	2121	40	$20,254,100	$13,502,733	$33,756,833
76	0	0	1168	1	$10,851,983	$7,234,655	$18,086,638
77	0	0	1554		$14,419,255	$9,612,837	$24,032,092
78	0	0	0	246	$3,528,658	$2,352,439	$5,881,097
79	0	0	783	10	$7,408,742	$4,939,161	$12,347,903
80	0	0	1596	16	$15,038,471	$10,025,647	$25,064,118
81	0	0	0		$0	$0	$0
82	371	0	0	19	$2,777,249	$1,851,499	$4,628,748
83	75	0	0	7	$666,837	$444,558	$1,111,395
84	414	0	0	13	$2,981,487	$1,987,658	$4,969,145
85	153	0	0		$1,067,016	$711,344	$1,778,360
86	0	0	0		$0	$0	$0
87	181	0	0		$1,262,287	$841,525	$2,103,812
88	214	0	0	6	$1,530,830	$1,020,553	$2,551,383
89	500	0	0		$3,375,620	$2,250,413	$5,626,033
90	7	0	0	4	$115,011	$76,674	$191,685
91	361	0	0	17	$2,681,048	$1,787,365	$4,468,413
92	47	0	0		$348,712	$232,475	$581,187
93	200	0	0	12	$1,522,378	$1,014,919	$2,537,297
94	169	0	0		$1,178,599	$785,733	$1,964,332
95	421	0	0	15	$3,057,434	$2,038,289	$5,095,723
96	57	0	0		$422,906	$281,937	$704,843
97	69	0	0		$511,939	$341,293	$853,232
98	217	0	0	11	$1,622,805	$1,081,870	$2,704,675
99	762	0	0	11	$5,302,230	$3,534,820	$8,837,050
100	114	0	0		$795,031	$530,021	$1,325,052
101	0	0	0		$0	$0	$0
102	111	0	0		$774,110	$516,073	$1,290,183

Inventory of Modernization Eligiblity Approved by the SAB

	Eligible Modernization Grants				State	District	Project
Item #	Elem	Middle	High	Spec Ed	Funding	Share	Total
103	245	0	0		$1,654,054	$1,102,703	$2,756,757
104	386	0	0		$2,605,979	$1,737,319	$4,343,298
105	37	0	0	20	$589,896	$393,264	$983,160
106	169	0	0	2	$1,208,237	$805,491	$2,013,728
107	0	0	0		$0	$0	$0
108	963	0	0	12	$6,673,574	$4,449,049	$11,122,623
109	75	0	0		$556,455	$370,970	$927,425
110	243	0	0		$1,640,551	$1,093,701	$2,734,252
111	200	0	0	6	$1,436,313	$957,542	$2,393,855
112	324	0	0	25	$2,546,005	$1,697,337	$4,243,342
113	581	0	0	15	$4,137,633	$2,758,422	$6,896,055
114	188	0	0	3	$1,355,562	$903,708	$2,259,270
115	76	0	0	5	$642,719	$428,479	$1,071,198
116	187	0	0	8	$1,422,683	$948,455	$2,371,138
117	0	0	0		$0	$0	$0
118	53	0	0		$393,228	$262,152	$655,380
119	227	0	0		$1,532,531	$1,021,687	$2,554,218
120	198	0	0		$1,380,844	$920,563	$2,301,407
121	866	0	0	9	$5,975,671	$3,983,781	$9,959,452
122	246	0	0		$1,660,805	$1,107,203	$2,768,008
123	125	0	0	4	$931,021	$620,681	$1,551,702
124	237	0	0	17	$1,843,894	$1,229,263	$3,073,157
125	649	0	0		$4,381,555	$2,921,037	$7,302,592
126	0	0	0		$0	$0	$0
127	13	0	0		$96,452	$64,301	$160,753
128	0	0	0		$0	$0	$0
129	492	0	0		$3,321,610	$2,214,407	$5,536,017
130	263	0	0	5	$1,847,297	$1,231,531	$3,078,828
131	0	0	0		$0	$0	$0
132	0	0	0		$0	$0	$0
133	399	0	0		$2,693,745	$1,795,830	$4,489,575
134	54	0	0		$400,648	$267,099	$667,747
135	0	0	0		$0	$0	$0
136	735	0	0	10	$5,105,603	$3,403,735	$8,509,338
137	198	0	0	9	$1,465,843	$977,229	$2,443,072
138	92	0	0		$682,585	$455,057	$1,137,642
139	206	0	0		$1,390,755	$927,170	$2,317,925
140	936	0	0	3	$6,362,193	$4,241,462	$10,603,655
141	248	0	0		$1,674,308	$1,116,205	$2,790,513
142	397	0	0		$2,680,242	$1,786,828	$4,467,070
143	0	0	0		$0	$0	$0
144	147	0	0		$1,025,172	$683,448	$1,708,620
145	340	0	0		$2,295,422	$1,530,281	$3,825,703
146	0	0	0		$0	$0	$0
147	0	0	0		$0	$0	$0
148	336	0	0		$2,268,417	$1,512,278	$3,780,695
149	17	0	0		$126,130	$84,087	$210,217
150	235	0	0		$1,586,541	$1,057,694	$2,644,235
151	415	0	0	15	$3,016,927	$2,011,285	$5,028,212
152	0	0	0		$0	$0	$0
153	126	0	0	8	$997,271	$664,847	$1,662,118

Inventory of Modernization Eligiblity Approved by the SAB

	Eligible Modernization Grants				State	District	Project
Item #	Elem	Middle	High	Spec Ed	Funding	Share	Total
154	356	0	0	4	$2,460,818	$1,640,545	$4,101,363
155	185	0	0		$1,290,183	$860,122	$2,150,305
156	534	339	150	17	$7,657,509	$5,105,006	$12,762,515
157	191	0	0	20	$1,576,370	$1,050,913	$2,627,283
158	152	0	0	3	$1,104,499	$736,333	$1,840,832
159	245	0	0	1	$1,668,398	$1,112,265	$2,780,663
160	228	0	0	9	$1,668,380	$1,112,253	$2,780,633
161	235	0	0	30	$2,016,866	$1,344,577	$3,361,443
162	308	0	0		$2,079,382	$1,386,255	$3,465,637
163	1172	0	0		$7,912,453	$5,274,969	$13,187,422
164	476	0	0	11	$3,371,376	$2,247,584	$5,618,960
165	323	0	0	1	$2,194,995	$1,463,330	$3,658,325
166	19	0	0	18	$424,809	$283,206	$708,015
167	778	0	0	7	$5,352,874	$3,568,583	$8,921,457
168	570	0	0	26	$4,221,154	$2,814,103	$7,035,257
169	510	0	0		$3,443,132	$2,295,421	$5,738,553
170	538	0	0	10	$3,775,609	$2,517,073	$6,292,682
171	248	0	0		$1,674,308	$1,116,205	$2,790,513
172	882	0	0		$5,954,594	$3,969,729	$9,924,323
173	504	0	0		$3,402,625	$2,268,417	$5,671,042
174	400	0	0		$2,700,496	$1,800,331	$4,500,827
175	400	0	0	11	$2,858,282	$1,905,521	$4,763,803
176	12	0	0		$89,033	$59,355	$148,388
177	481	0	0	12	$3,419,476	$2,279,651	$5,699,127
178	50	0	0		$370,970	$247,313	$618,283
179	441	0	0	5	$3,049,018	$2,032,679	$5,081,697
180	106	0	0	6	$828,154	$552,103	$1,380,257
181	426	0	0	43	$3,492,826	$2,328,551	$5,821,377
182	228	0	0		$1,539,283	$1,026,189	$2,565,472
183	586	0	0		$3,956,227	$2,637,485	$6,593,712
184	131	0	0		$913,589	$609,059	$1,522,648
185	382	0	0	3	$2,622,006	$1,748,004	$4,370,010
186	281	0	0	5	$1,968,819	$1,312,546	$3,281,365
187	937	0	0	10	$6,469,353	$4,312,902	$10,782,255
188	515	0	0	7	$3,577,298	$2,384,865	$5,962,163
189	613	0	0		$4,138,510	$2,759,007	$6,897,517
190	119	0	0		$829,901	$553,267	$1,383,168
191	24	0	0		$178,066	$118,711	$296,777
192	265	0	0		$1,789,079	$1,192,719	$2,981,798
193	336	0	0	13	$2,454,890	$1,636,593	$4,091,483
194	432	0	0		$2,916,536	$1,944,357	$4,860,893
195	496	0	0	9	$3,477,712	$2,318,475	$5,796,187
196	70	0	0		$519,358	$346,239	$865,597
197	289	0	0	4	$2,008,485	$1,338,990	$3,347,475
198	463	0	0	2	$3,154,512	$2,103,008	$5,257,520
199	20	0	0	6	$243,001	$162,001	$405,002
200	1118	0	0	41	$8,135,996	$5,423,997	$13,559,993
201	0	0	0		$0	$0	$0
202	0	0	0		$0	$0	$0
203	1775	0	0	6	$12,069,516	$8,046,344	$20,115,860
204	626	0	0	1	$4,240,620	$2,827,080	$7,067,700

Inventory of Modernization Eligiblity Approved by the SAB

	Eligible Modernization Grants				State	District	Project
Item #	Elem	Middle	High	Spec Ed	Funding	Share	Total
205	380	0	0		$2,565,471	$1,710,314	$4,275,785
206	0	0	0		$0	$0	$0
207	849	0	0		$5,731,803	$3,821,202	$9,553,005
208	0	0	0		$0	$0	$0
209	112	0	0		$781,084	$520,723	$1,301,807
210	52	0	0		$385,809	$257,206	$643,015
211	285	0	0	85	$3,143,355	$2,095,570	$5,238,925
212	781	0	0	16	$5,502,225	$3,668,150	$9,170,375
213	252	0	0	20	$1,988,195	$1,325,463	$3,313,658
214	566	0	0	3	$3,864,234	$2,576,156	$6,440,390
215	1095	0	0		$7,392,608	$4,928,405	$12,321,013
216	505	0	0	5	$3,481,097	$2,320,731	$5,801,828
217	259	0	0		$1,748,571	$1,165,714	$2,914,285
218	151	0	0	2	$1,082,706	$721,804	$1,804,510
219	285	0	0	22	$2,239,674	$1,493,116	$3,732,790
220	150	0	0		$1,046,094	$697,396	$1,743,490
221	215	0	0		$1,451,517	$967,678	$2,419,195
222	534	0	0		$3,605,162	$2,403,441	$6,008,603
223	122	0	0	5	$924,918	$616,612	$1,541,530
224	53	0	0		$393,228	$262,152	$655,380
225	176	0	0		$1,227,417	$818,278	$2,045,695
226	168	0	0		$1,171,625	$781,083	$1,952,708
227	634	0	0	17	$4,524,137	$3,016,091	$7,540,228
228	335	0	0	2	$2,290,354	$1,526,903	$3,817,257
229	608	0	0		$4,104,754	$2,736,503	$6,841,257
230	849	0	0	31	$6,176,471	$4,117,647	$10,294,118
231	601	0	0	10	$4,200,937	$2,800,625	$7,001,562
232	32	0	0		$237,421	$158,281	$395,702
233	105	0	0	3	$776,723	$517,815	$1,294,538
234	327	0	0	4	$2,265,032	$1,510,021	$3,775,053
235	525	0	0		$3,544,401	$2,362,934	$5,907,335
236	1151	0	0	26	$8,143,625	$5,429,083	$13,572,708
237	220	0	0		$1,485,273	$990,182	$2,475,455
238	233	0	0		$1,573,039	$1,048,693	$2,621,732
239	108	0	0	14	$960,655	$640,437	$1,601,092
240	409	0	0		$2,761,257	$1,840,838	$4,602,095
241	610	0	0		$4,118,256	$2,745,504	$6,863,760
242	98	0	0		$727,101	$484,734	$1,211,835
243	40	0	0		$296,776	$197,851	$494,627
244	266	0	0		$1,795,830	$1,197,220	$2,993,050
245	447	0	0	2	$3,046,493	$2,030,995	$5,077,488
246	614	0	0		$4,145,261	$2,763,507	$6,908,768
247	158	0	0	16	$1,338,991	$892,661	$2,231,652
248	719	0	0		$4,854,142	$3,236,095	$8,090,237
249	608	0	0		$4,104,754	$2,736,503	$6,841,257
250	97	0	0		$719,682	$479,788	$1,199,470
251	651	0	0	14	$4,595,875	$3,063,917	$7,659,792
252	128	0	0		$892,667	$595,111	$1,487,778
253	130	0	0		$906,615	$604,410	$1,511,025
254	435	0	0		$2,936,789	$1,957,859	$4,894,648
255	398	0	0		$2,686,994	$1,791,329	$4,478,323

Inventory of Modernization Eligiblity Approved by the SAB

	Eligible Modernization Grants				State	District	Project
Item #	Elem	Middle	High	Spec Ed	Funding	Share	Total
256	209	0	0		$1,411,009	$940,673	$2,351,682
257	102	0	0		$711,344	$474,229	$1,185,573
258	262	0	0	4	$1,826,201	$1,217,467	$3,043,668
259	1295	0	0	54	$9,517,439	$6,344,959	$15,862,398
260	685	0	0		$4,624,599	$3,083,066	$7,707,665
261	943	0	0	28	$6,768,055	$4,512,037	$11,280,092
262	1214	0	0	30	$8,626,330	$5,750,887	$14,377,217
263	1229	0	0	22	$8,612,845	$5,741,897	$14,354,742
264	647	0	0		$4,368,052	$2,912,035	$7,280,087
265	480	0	0	18	$3,498,790	$2,332,527	$5,831,317
266	0	0	0	4	$63,076	$42,051	$105,127
267	162	0	0		$1,129,782	$753,188	$1,882,970
268	0	0	0		$0	$0	$0
269	381	0	0	10	$2,715,664	$1,810,443	$4,526,107
270	594	0	0		$4,010,237	$2,673,491	$6,683,728
271	684	0	0		$4,617,848	$3,078,565	$7,696,413
272	404	0	0		$2,727,501	$1,818,334	$4,545,835
273	335	0	0	9	$2,390,763	$1,593,842	$3,984,605
274	686	0	0		$4,631,351	$3,087,567	$7,718,918
275	96	0	0	2	$743,800	$495,867	$1,239,667
276	797	0	0		$5,380,738	$3,587,159	$8,967,897
277	719	0	0		$4,854,142	$3,236,095	$8,090,237
278	388	0	0		$2,619,481	$1,746,321	$4,365,802
279	283	0	0		$1,910,601	$1,273,734	$3,184,335
280	385	0	0	5	$2,670,948	$1,780,632	$4,451,580
281	344	0	0	4	$2,379,803	$1,586,535	$3,966,338
282	128	0	0		$892,667	$595,111	$1,487,778
283	199	0	0	6	$1,429,562	$953,041	$2,382,603
284	493	0	0	2	$3,357,050	$2,238,033	$5,595,083
285	170	0	0		$1,185,573	$790,382	$1,975,955
286	394	0	0	12	$2,832,118	$1,888,079	$4,720,197
287	0	0	0	25	$394,223	$262,815	$657,038
288	47	0	0	39	$963,699	$642,466	$1,606,165
289	133	0	0	34	$1,431,385	$954,257	$2,385,642
290	98	0	0		$727,101	$484,734	$1,211,835
291	32	0	0	17	$505,492	$336,995	$842,487
292	65	0	0	2	$513,799	$342,533	$856,332
293	239	0	0		$1,613,546	$1,075,697	$2,689,243
294	771	0	0	24	$5,549,465	$3,699,643	$9,249,108
295	366	0	0		$2,470,954	$1,647,303	$4,118,257
296	191	0	0	8	$1,450,579	$967,053	$2,417,632
297	312	0	0		$2,106,387	$1,404,258	$3,510,645
298	15	0	0		$111,291	$74,194	$185,485
299	159	0	0	5	$1,182,955	$788,637	$1,971,592
300	527	0	0	46	$4,217,734	$2,811,823	$7,029,557
301	23	0	0	3	$217,953	$145,302	$363,255
302	100	0	0		$741,940	$494,627	$1,236,567
303	572	0	0		$3,861,709	$2,574,473	$6,436,182
304	754	0	0	23	$5,420,350	$3,613,567	$9,033,917
305	23	0	0		$170,646	$113,764	$284,410
306	198	0	0		$1,380,844	$920,563	$2,301,407

Inventory of Modernization Eligiblity Approved by the SAB

	Eligible Modernization Grants				State	District	Project
Item #	Elem	Middle	High	Spec Ed	Funding	Share	Total
307	310	0	0		$2,092,884	$1,395,256	$3,488,140
308	0	0	0		$0	$0	$0
309	365	0	0		$2,464,203	$1,642,802	$4,107,005
310	286	0	0		$1,930,855	$1,287,237	$3,218,092
311	138	0	0		$962,406	$641,604	$1,604,010
312	1090	0	0	6	$7,444,916	$4,963,277	$12,408,193
313	128	0	0	10	$1,040,857	$693,905	$1,734,762
314	0	0	0		$0	$0	$0
315	179	0	0		$1,248,339	$832,226	$2,080,565
316	0	0	0		$0	$0	$0
317	232	0	0		$1,566,288	$1,044,192	$2,610,480
318	669	0	0		$4,516,580	$3,011,053	$7,527,633
319	1285	0	0	29	$9,091,323	$6,060,882	$15,152,205
320	242	0	0	44	$2,264,942	$1,509,961	$3,774,903
321	0	0	0		$0	$0	$0
322	364	0	0		$2,457,451	$1,638,301	$4,095,752
323	39	0	0		$289,357	$192,905	$482,262
324	375	0	0	5	$2,603,436	$1,735,624	$4,339,060
325	269	0	0		$1,816,084	$1,210,723	$3,026,807
326	974	0	0		$6,575,708	$4,383,805	$10,959,513
327	89	0	0		$660,327	$440,218	$1,100,545
328	482	246	93		$5,870,721	$3,913,814	$9,784,535
329	783	0	0		$5,286,221	$3,524,147	$8,810,368
330	251	0	0		$1,694,561	$1,129,707	$2,824,268
331	243	0	0	10	$1,783,993	$1,189,329	$2,973,322
332	248	0	0		$1,674,308	$1,116,205	$2,790,513
333	329	0	0		$2,221,158	$1,480,772	$3,701,930
334	0	0	0		$0	$0	$0
335	247	0	0		$1,667,556	$1,111,704	$2,779,260
336	359	0	0		$2,423,695	$1,615,797	$4,039,492
337	85	0	0		$630,649	$420,433	$1,051,082
338	1290	0	0		$8,709,100	$5,806,067	$14,515,167
339	412	0	0		$2,781,511	$1,854,341	$4,635,852
340	1137	0	0	70	$8,680,250	$5,786,833	$14,467,083
341	227	0	0		$1,532,531	$1,021,687	$2,554,218
342	154	0	0		$1,073,990	$715,993	$1,789,983
343	117	0	0	2	$845,591	$563,727	$1,409,318
344	861	0	0	38	$6,357,895	$4,238,597	$10,596,492
345	235	0	0		$1,586,541	$1,057,694	$2,644,235
346	1080	0	0		$7,291,339	$4,860,893	$12,152,232
347	329	0	0		$2,221,158	$1,480,772	$3,701,930
348	211	0	0		$1,424,512	$949,675	$2,374,187
349	1141	0	0		$7,703,165	$5,135,443	$12,838,608
350	0	0	0		$0	$0	$0
351	447	0	0	8	$3,132,557	$2,088,371	$5,220,928
352	263	0	0	13	$1,962,050	$1,308,033	$3,270,083
353	762	0	0		$5,144,445	$3,429,630	$8,574,075
354	0	0	0		$0	$0	$0
355	368	0	0		$2,484,456	$1,656,304	$4,140,760
356	256	0	0		$1,728,317	$1,152,211	$2,880,528
357	712	0	0		$4,806,883	$3,204,589	$8,011,472

Inventory of Modernization Eligiblity Approved by the SAB

	Eligible Modernization Grants				State	District	Project
Item #	Elem	Middle	High	Spec Ed	Funding	Share	Total
358	300	0	0		$2,025,372	$1,350,248	$3,375,620
359	995	0	0	15	$6,932,646	$4,621,764	$11,554,410
360	0	0	0		$0	$0	$0
361	342	0	0		$2,308,924	$1,539,283	$3,848,207
362	317	0	0		$2,140,143	$1,426,762	$3,566,905
363	120	0	0		$836,875	$557,917	$1,394,792
364	426	0	0		$2,876,028	$1,917,352	$4,793,380
365	812	0	0		$5,482,007	$3,654,671	$9,136,678
366	113	0	0		$788,057	$525,371	$1,313,428
367	69	0	0	28	$953,468	$635,645	$1,589,113
368	234	0	0	6	$1,665,855	$1,110,570	$2,776,425
369	130	0	0		$906,615	$604,410	$1,511,025
370	0	592	0		$4,220,273	$2,813,515	$7,033,788
371	0	767	0		$5,467,820	$3,645,213	$9,113,033
372	0	537	0		$3,828,187	$2,552,125	$6,380,312
373	0	860	0		$6,130,802	$4,087,201	$10,218,003
374	0	2693	0	16	$19,427,472	$12,951,648	$32,379,120
375	0	734	0	28	$5,634,204	$3,756,136	$9,390,340
376	0	1970	0	5	$14,115,536	$9,410,357	$23,525,893
377	0	845	0		$6,023,870	$4,015,913	$10,039,783
378	0	522	0		$3,721,254	$2,480,836	$6,202,090
379	0	1209	0		$8,618,768	$5,745,845	$14,364,613
380	0	159	0		$1,170,933	$780,622	$1,951,555
381	0	1550	0	21	$11,350,929	$7,567,286	$18,918,215
382	0	2212	0	1	$15,783,338	$10,522,225	$26,305,563
383	0	839	0		$5,981,097	$3,987,398	$9,968,495
384	0	412	0		$2,937,082	$1,958,055	$4,895,137
385	0	0	0		$0	$0	$0
386	0	482	0		$3,436,101	$2,290,734	$5,726,835
387	0	1118	0	10	$8,113,485	$5,408,990	$13,522,475
388	0	1459	0	63	$11,304,658	$7,536,439	$18,841,097
389	0	671	0		$4,783,452	$3,188,968	$7,972,420
390	0	470	0		$3,350,555	$2,233,703	$5,584,258
391	0	770	0		$5,489,207	$3,659,471	$9,148,678
392	0	1081	0		$7,706,276	$5,137,517	$12,843,793
393	0	1148	0		$8,183,908	$5,455,939	$13,639,847
394	0	1000	0		$7,128,840	$4,752,560	$11,881,400
395	0	696	0		$4,961,673	$3,307,782	$8,269,455
396	0	0	0		$0	$0	$0
397	0	0	0	240	$3,442,594	$2,295,063	$5,737,657
398	0	0	0	0	$0	$0	$0
399	0	0	0	81	$1,277,281	$851,521	$2,128,802
400	0	0	0	238	$3,413,905	$2,275,937	$5,689,842
401	0	0	0	172	$2,548,878	$1,699,252	$4,248,130
402	0	0	0	132	$1,956,116	$1,304,077	$3,260,193
403	0	0	0	115	$1,704,192	$1,136,128	$2,840,320
404	8	0	0	1	$75,124	$50,083	$125,207
405	0	1051	0	12	$7,664,541	$5,109,694	$12,774,235
406	0	781	0		$5,567,624	$3,711,749	$9,279,373
407	0	177	0		$1,303,492	$868,995	$2,172,487
408	158	769	1		$6,558,053	$4,372,035	$10,930,088

Inventory of Modernization Eligiblity Approved by the SAB

	Eligible Modernization Grants				State	District	Project
Item #	Elem	Middle	High	Spec Ed	Funding	Share	Total
409	0	918	0		$6,544,275	$4,362,850	$10,907,125
410	0	539	0	7	$3,942,854	$2,628,569	$6,571,423
411	0	460	0		$3,279,266	$2,186,177	$5,465,443
412	0	1289	0	72	$10,221,853	$6,814,569	$17,036,422
413	0	949	0		$6,765,269	$4,510,179	$11,275,448
414	0	531	0	29	$4,201,394	$2,800,929	$7,002,323
415	0	215	0		$1,532,701	$1,021,801	$2,554,502
416	0	1270	0		$9,053,627	$6,035,751	$15,089,378
417	0	606	0		$4,320,077	$2,880,051	$7,200,128
418	0	1944	0	68	$14,833,866	$9,889,244	$24,723,110
419	794	0	0		$5,360,485	$3,573,657	$8,934,142
420	411	0	0	9	$2,903,857	$1,935,905	$4,839,762
421	90	36	81	216	$4,714,167	$3,142,778	$7,856,945
422	255	0	0		$1,721,566	$1,147,711	$2,869,277
423	485	0	0	6	$3,360,416	$2,240,277	$5,600,693
424	0	0	0	61	$961,903	$641,269	$1,603,172
425	161	0	0	12	$1,300,636	$867,091	$2,167,727
426	0	1085	0		$7,734,791	$5,156,527	$12,891,318
427	303	0	0		$2,045,626	$1,363,751	$3,409,377
428	509	0	0	8	$3,551,134	$2,367,423	$5,918,557
429	184	0	0		$1,283,209	$855,473	$2,138,682
430	172	81	0	12	$1,910,779	$1,273,853	$3,184,632
431	88	0	0	4	$715,983	$477,322	$1,193,305
432	0	0	0		$0	$0	$0
433	8	0	0		$59,355	$39,570	$98,925
434	1213	0	0	23	$8,519,169	$5,679,446	$14,198,615
435	0	0	0		$0	$0	$0
436	0	0	0		$0	$0	$0
437	317	0	0	13	$2,326,617	$1,551,078	$3,877,695
438	335	0	0	15	$2,476,828	$1,651,219	$4,128,047
439	410	0	0		$2,768,008	$1,845,339	$4,613,347
440	0	0	0		$0	$0	$0
441	10	0	0	256	$3,739,612	$2,493,075	$6,232,687
442	0	0	0	0	$0	$0	$0
443	0	0	0	0	$0	$0	$0
444	0	0	0	0	$0	$0	$0
445	973	0	0	43	$7,185,755	$4,790,503	$11,976,258
446	159	0	0		$1,108,860	$739,240	$1,848,100
447	342	0	0		$2,308,924	$1,539,283	$3,848,207
448	239	0	0	10	$1,756,988	$1,171,325	$2,928,313
449	0	6	67	16	$982,983	$655,322	$1,638,305
450	0	0	2674	130	$26,676,249	$17,784,166	$44,460,415
451	527	0	0		$3,557,903	$2,371,935	$5,929,838
452	72	0	0		$534,197	$356,131	$890,328
453	0	0	0		$0	$0	$0
454	0	1304	0		$9,296,007	$6,197,338	$15,493,345
455	26	0	0	13	$397,900	$265,267	$663,167
456	136	0	0		$948,459	$632,306	$1,580,765
457	250	0	0		$1,687,810	$1,125,207	$2,813,017
458	0	0	0		$0	$0	$0
459	102	0	0		$711,344	$474,229	$1,185,573

Inventory of Modernization Eligiblity Approved by the SAB

	Eligible Modernization Grants				State	District	Project
Item #	Elem	Middle	High	Spec Ed	Funding	Share	Total
460	154	0	0	8	$1,192,542	$795,028	$1,987,570
461	0	503	0		$3,585,807	$2,390,538	$5,976,345
462	0	0	0		$0	$0	$0
463	0	0	0		$0	$0	$0
464	842	0	0		$5,684,544	$3,789,696	$9,474,240
465	1054	0	0		$7,115,807	$4,743,871	$11,859,678
466	396	0	0		$2,673,491	$1,782,327	$4,455,818
467	0	0	234		$2,171,239	$1,447,493	$3,618,732
468	344	0	0		$2,322,427	$1,548,285	$3,870,712
469	897	0	0	14	$6,256,680	$4,171,120	$10,427,800
470	0	601	0	64	$5,202,458	$3,468,305	$8,670,763
471	0	1853	0		$13,209,741	$8,806,494	$22,016,235
472	0	0	2251		$20,886,579	$13,924,386	$34,810,965
473	88	0	0	4	$715,983	$477,322	$1,193,305
474	379	0	0	8	$2,673,473	$1,782,315	$4,455,788
475	0	0	0		$0	$0	$0
476	0	0	1968	48	$18,949,197	$12,632,798	$31,581,995
477	0	0	0		$0	$0	$0
478	92	0	0		$682,585	$455,057	$1,137,642
479	786	0	0		$5,306,475	$3,537,650	$8,844,125
480	747	0	0	9	$5,172,274	$3,448,183	$8,620,457
481	0	1033	0	116	$9,028,012	$6,018,675	$15,046,687
482	318	0	0		$2,146,894	$1,431,263	$3,578,157
483	443	0	0		$2,990,799	$1,993,866	$4,984,665
484	390	0	0		$2,632,984	$1,755,323	$4,388,307
485	0	1711	0	5	$12,269,166	$8,179,444	$20,448,610
486	0	0	142		$1,361,382	$907,588	$2,268,970
487	294	0	0	1	$1,999,209	$1,332,806	$3,332,015
488	0	3531	0	88	$26,434,218	$17,622,812	$44,057,030
489	0	0	1433	22	$13,612,091	$9,074,727	$22,686,818
490	1085	0	0	41	$7,913,205	$5,275,470	$13,188,675
491	0	0	0		$0	$0	$0
492	0	0	0		$0	$0	$0
493	1116	0	0		$7,534,384	$5,022,923	$12,557,307
494	40	0	0		$296,776	$197,851	$494,627
495	0	607	0		$4,327,206	$2,884,804	$7,212,010
496	0	13	79	21	$1,164,326	$776,217	$1,940,543
497	0	0	1194		$11,078,887	$7,385,925	$18,464,812
498	94	0	0	16	$892,657	$595,105	$1,487,762
499	678	0	0	12	$4,749,470	$3,166,313	$7,915,783
500	357	0	0	22	$2,725,764	$1,817,176	$4,542,940
501	57	0	0		$422,906	$281,937	$704,843
502	127	0	0	8	$1,004,245	$669,497	$1,673,742
503	0	0	0		$0	$0	$0
504	0	425	0		$3,029,757	$2,019,838	$5,049,595
505	0	1167	0		$8,319,356	$5,546,237	$13,865,593
506	0	0	950	34	$9,302,561	$6,201,707	$15,504,268
507	0	0	0		$0	$0	$0
508	0	0	0		$0	$0	$0
509	0	0	0		$0	$0	$0
510	31	0	0		$230,001	$153,334	$383,335

Inventory of Modernization Eligiblity Approved by the SAB

	Eligible Modernization Grants				State	District	Project
Item #	Elem	Middle	High	Spec Ed	Funding	Share	Total
511	113	0	0		$788,057	$525,371	$1,313,428
512	160	0	0		$1,115,834	$743,889	$1,859,723
513	23	0	0		$170,646	$113,764	$284,410
514	199	0	0		$1,387,818	$925,212	$2,313,030
515	273	0	0		$1,843,089	$1,228,726	$3,071,815
516	0	0	0		$0	$0	$0
517	0	211	0		$1,504,185	$1,002,790	$2,506,975
518	0	20	0		$156,708	$104,472	$261,180
519	0	0	3125	60	$29,856,898	$19,904,599	$49,761,497
520	635	0	0		$4,287,037	$2,858,025	$7,145,062
521	1098	0	0	14	$7,613,679	$5,075,786	$12,689,465
522	493	0	0		$3,328,361	$2,218,907	$5,547,268
523	622	0	0		$4,199,271	$2,799,514	$6,998,785
524	0	0	0		$0	$0	$0
525	173	0	0		$1,206,495	$804,330	$2,010,825
526	79	0	0	18	$869,973	$579,982	$1,449,955
527	61	0	0	12	$641,810	$427,873	$1,069,683
528	9	0	0		$66,775	$44,517	$111,292
529	331	0	0	20	$2,521,543	$1,681,029	$4,202,572
530	0	295	0	1	$2,117,352	$1,411,568	$3,528,920
531	0	0	0		$0	$0	$0
532	430	0	0		$2,903,033	$1,935,355	$4,838,388
533	515	0	0	8	$3,591,642	$2,394,428	$5,986,070
534	0	0	0		$0	$0	$0
535	0	123	0	60	$1,794,960	$1,196,640	$2,991,600
536	212	0	0	24	$1,775,522	$1,183,681	$2,959,203
537	0	0	1625	45	$15,723,536	$10,482,357	$26,205,893
538	703	0	0		$4,746,122	$3,164,081	$7,910,203
539	0	519	0	14	$3,900,686	$2,600,457	$6,501,143
540	0	0	0		$0	$0	$0
541	606	0	0	2	$4,119,940	$2,746,627	$6,866,567
542	109	0	0		$760,162	$506,775	$1,266,937
543	0	0	0		$0	$0	$0
544	0	0	0		$0	$0	$0
545	0	1169	0	14	$8,534,432	$5,689,621	$14,224,053
546	0	0	0		$0	$0	$0
547	301	0	0	7	$2,132,532	$1,421,688	$3,554,220
548	189	0	0	1	$1,332,898	$888,599	$2,221,497
549	64	0	0	4	$537,917	$358,611	$896,528
550	0	1	0		$7,835	$5,223	$13,058
551	28	0	0		$207,743	$138,495	$346,238
552	204	0	0		$1,377,253	$918,169	$2,295,422
553	233	0	0	18	$1,831,233	$1,220,822	$3,052,055
554	289	0	0		$1,951,108	$1,300,739	$3,251,847
555	141	0	0	33	$1,472,357	$981,571	$2,453,928
556	40	0	0		$296,776	$197,851	$494,627
557	0	64	0	3	$548,772	$365,848	$914,620
558	0	0	968		$8,981,878	$5,987,919	$14,969,797
559	134	0	0	1	$949,330	$632,887	$1,582,217
560	38	0	0		$281,937	$187,958	$469,895
561	0	0	0		$0	$0	$0

Inventory of Modernization Eligiblity Approved by the SAB

	Eligible Modernization Grants				State	District	Project
Item #	Elem	Middle	High	Spec Ed	Funding	Share	Total
562	136	0	0		$948,459	$632,306	$1,580,765
563	708	0	0		$4,779,878	$3,186,585	$7,966,463
564	8	0	0		$59,355	$39,570	$98,925
565	292	0	0		$1,971,362	$1,314,241	$3,285,603
566	189	0	0		$1,318,078	$878,719	$2,196,797
567	0	0	0		$0	$0	$0
568	233	0	0		$1,573,039	$1,048,693	$2,621,732
569	0	0	0		$0	$0	$0
570	9	0	0		$66,775	$44,517	$111,292
571	333	0	0	4	$2,305,539	$1,537,026	$3,842,565
572	0	0	0		$0	$0	$0
573	0	0	0		$0	$0	$0
574	127	0	0		$885,693	$590,462	$1,476,155
575	0	793	0	85	$6,872,422	$4,581,615	$11,454,037
576	144	0	0	1	$1,019,069	$679,379	$1,698,448
577	384	0	0	15	$2,807,638	$1,871,759	$4,679,397
578	12	0	0		$89,033	$59,355	$148,388
579	509	0	0	12	$3,608,511	$2,405,674	$6,014,185
580	0	0	0		$0	$0	$0
581	0	563	0	1	$4,027,881	$2,685,254	$6,713,135
582	400	0	0		$2,700,496	$1,800,331	$4,500,827
583	444	0	0		$2,997,551	$1,998,367	$4,995,918
584	758	0	0		$5,117,440	$3,411,627	$8,529,067
585	54	0	0		$400,648	$267,099	$667,747
586	90	0	0		$667,746	$445,164	$1,112,910
587	0	0	1526		$14,159,449	$9,439,633	$23,599,082
588	304	0	0		$2,052,377	$1,368,251	$3,420,628
589	251	0	0		$1,694,561	$1,129,707	$2,824,268
590	359	0	0	7	$2,524,104	$1,682,736	$4,206,840
591	84	0	0		$623,230	$415,487	$1,038,717
592	305	0	0		$2,059,128	$1,372,752	$3,431,880
593	251	0	0		$1,694,561	$1,129,707	$2,824,268
594	432	0	0	1	$2,930,880	$1,953,920	$4,884,800
595	241	0	0		$1,627,049	$1,084,699	$2,711,748
596	0	0	1313	54	$12,957,648	$8,638,432	$21,596,080
597	0	789	0	54	$6,399,238	$4,266,159	$10,665,397
598	330	0	0		$2,227,909	$1,485,273	$3,713,182
599	477	0	0		$3,220,341	$2,146,894	$5,367,235
600	0	0	0		$0	$0	$0
601	0	0	2028		$18,817,406	$12,544,937	$31,362,343
602	0	0	0	5	$78,845	$52,563	$131,408
603	0	0	68	1	$709,641	$473,094	$1,182,735
604	107	209	28		$2,472,117	$1,648,078	$4,120,195
605	0	0	0		$0	$0	$0
606	0	0	0		$0	$0	$0
607	195	0	0		$1,359,922	$906,615	$2,266,537
608	0	0	0		$0	$0	$0
609	0	0	0	21	$331,147	$220,765	$551,912
610	0	0	2369	1	$21,995,821	$14,663,881	$36,659,702
611	0	0	1198	16	$11,345,509	$7,563,673	$18,909,182
612	40	0	0		$296,776	$197,851	$494,627

Inventory of Modernization Eligiblity Approved by the SAB

	Eligible Modernization Grants				State	District	Project
Item #	**Elem**	**Middle**	**High**	**Spec Ed**	**Funding**	**Share**	**Total**
613	194	0	0		$1,352,948	$901,965	$2,254,913
614	0	0	0		$0	$0	$0
615	116	0	0		$808,979	$539,319	$1,348,298
616	370	0	0	9	$2,627,056	$1,751,371	$4,378,427
617	0	734	0		$5,232,569	$3,488,379	$8,720,948
618	0	0	1082		$10,039,662	$6,693,108	$16,732,770
619	331	0	0		$2,234,660	$1,489,773	$3,724,433
620	8	0	0		$59,355	$39,570	$98,925
621	0	0	0		$0	$0	$0
622	58	0	0		$430,325	$286,883	$717,208
623	0	0	0		$0	$0	$0
624	0	0	0		$0	$0	$0
625	0	227	0		$1,618,247	$1,078,831	$2,697,078
626	0	0	492		$4,565,170	$3,043,447	$7,608,617
627	275	0	0		$1,856,591	$1,237,727	$3,094,318
628	0	441	0		$3,143,818	$2,095,879	$5,239,697
629	0	0	1214	67	$12,225,521	$8,150,347	$20,375,868
630	138	0	0	13	$1,155,054	$770,036	$1,925,090
631	125	0	0		$871,745	$581,163	$1,452,908
632	277	0	0	11	$2,027,879	$1,351,919	$3,379,798
633	0	0	660	54	$6,898,592	$4,599,061	$11,497,653
634	414	0	29		$3,064,099	$2,042,733	$5,106,832
635	0	0	1861		$17,267,847	$11,511,898	$28,779,745
Totals:	**138,172**	**57,763**	**86,533**	**6,556**	**$2,250,305,016**	**$1,500,203,345**	**$3,750,508,361**

Total Student Grants Eligible for Modernization: 289,024

The item number refers to the OPSC list of sites with eligibility established as shown on the OPSC website when using the project tracking search tool for modernization.

SAB Funded Modernization Projects

	Modernization Grants				State	
Project #	Elem	Middle	High	Spec Ed	Funding	SAB Date
600		651		5	$4,737,176	October 2020
601	141			1	$1,092,996	October 2020
602	47			39	$1,488,843	October 2020
603	238			1	$1,623,250	October 2020
610	570				$4,679,762	October 2020
611	522				$4,137,892	October 2020
38-203	305				$2,121,393	October 2020
622			167	1	$1,387,210	October 2020
623		539		7	$4,583,027	October 2020
625			220	1	$2,087,988	October 2020
627	430			38	$3,348,503	October 2020
628	232				$1,573,791	October 2020
20-022	116			11	$930,379	October 2020
612	455			15	$2,912,661	October 2020
613	352			29	$2,400,270	October 2020
614	32		155		$2,124,139	October 2020
615	388				$2,952,855	October 2020
616			182		$1,767,636	October 2020
617	7		150	1	$1,885,627	October 2020
618			368		$3,445,943	October 2020
619		514			$3,681,908	October 2020
621	282			6	$1,869,832	October 2020
39-008			63	54	$1,824,697	October 2020
20-019		126			$1,141,195	October 2020
73-005			484	54	$5,326,797	October 2020
630		263		3	$1,930,397	October 2020
633	101				$674,911	October 2020
10-003	99			2	$843,256	October 2020
634	125			4	$1,080,890	October 2020
635	152			3	$954,765	April 2021
636		441			$3,164,166	April 2021
637	101				$711,749	April 2021
11-013			186		$2,175,930	April 2021
604	104			10	$928,926	April 2021
605	524			12	$3,368,705	April 2021
606	20			132	$2,653,138	April 2021
607	391				$2,344,794	April 2021
608	227				$1,858,671	April 2021
609			279		$3,101,546	April 2021
05-017		139			$1,199,692	April 2021
620	420				$2,469,922	April 2021
624	288				$2,158,648	April 2021
638		1096			$8,032,562	April 2021
632		1125			$5,892,244	October 2021
639	566			3	$3,944,206	October 2021
641	243				$1,938,556	October 2021
643	1012			26	$7,619,318	October 2021
642	472				$3,065,990	October 2021
644		316			$2,682,934	October 2021
648		273		21	$2,297,996	October 2021
28-017	101				$536,048	October 2021

SAB Funded Modernization Projects

	Modernization Grants				State	
Project #	Elem	Middle	High	Spec Ed	Funding	SAB Date
32-023		189			$1,029,883	October 2021
32-025		182			$1,385,162	October 2021
651			43	117	$2,334,683	October 2021
653	339			15	$3,104,423	October 2021
655	96			5	$656,501	October 2021
659			141		$1,184,931	October 2021
12-010			167		$2,014,072	October 2021
54-026	101				$583,046	October 2021
661			101		$710,131	October 2021
662			101		$809,753	October 2021
663			324	151	$6,550,460	October 2021
664	225			12	$1,719,956	October 2021
665			246		$2,275,827	October 2021
16-012		68		33	$1,169,175	October 2021
74-002	72		29		$743,565	October 2021
647	210			19	$1,520,304	October 2021
08-007		131			$1,172,398	October 2021
649	100			1	$525,427	October 2021
650	118			4	$1,151,005	October 2021
656			284		$2,709,283	October 2021
657		1	499		$5,890,001	October 2021
37-007	54				$375,215	October 2021
660	101				$529,200	October 2021
27-010			360		$4,192,878	October 2021
41-007			375		$4,267,296	October 2021
667	101				$789,663	October 2021
668		98		5	$960,816	October 2021
669				25	$788,437	October 2021
11-014			48		$615,668	October 2021
14-005	240				$2,152,133	October 2021
44-006			136		$1,180,465	October 2021
671			663		$7,403,945	October 2021
28-016		284		14	$2,280,594	October 2021
674	125			8	$919,142	October 2021
32-024			121		$1,047,904	October 2021
13-010			86	47	$1,864,223	October 2021
34-016		100		1	$621,960	October 2021
68-008			134	62	$2,268,315	October 2021
652			230	2	$2,879,687	October 2021
654	100			1	$840,604	October 2021
25-011	393			8	$3,035,744	October 2021
42-018	107	209	28		$3,229,740	October 2021
673			525		$4,930,878	October 2021
675			217	1	$2,401,409	October 2021
676	121			10	$1,095,169	October 2021
677			101		$984,450	October 2021
678			101		$1,108,849	October 2021
679	101				$678,305	October 2021
680	429				$3,357,770	October 2021
54-027			644		$6,232,180	October 2021
681	102				$670,967	January 2022

SAB Funded Modernization Projects

	Modernization Grants				State	
Project #	Elem	Middle	High	Spec Ed	Funding	SAB Date
682			101		$1,209,713	January 2022
683		144		29	$1,635,710	January 2022
684			424		$5,321,527	January 2022
685		101			$613,094	January 2022
686	101				$647,478	January 2022
688		135		3	$1,086,045	January 2022
689			213		$1,877,676	January 2022
690	89			3	$528,263	January 2022
05-018			186	32	$2,618,344	January 2022
691		412			$2,998,103	January 2022
692	101				$542,023	January 2022
694			392		$4,481,518	January 2022
695	101				$704,667	January 2022
21-036		149			$1,126,373	January 2022
22-014			210	60	$3,573,834	January 2022
698	157				$1,376,818	March 2022
699			488	2	$5,556,804	March 2022
160					$992,227	March 2022
20-020		341			$2,397,285	April 2022
701	101				$520,788	April 2022
31-008	74			72	$1,857,276	Aug 2022
703	95			6	$941,107	Aug 2022
47-011	338			34	$4,075,018	Aug 2022
704		190		95	$2,411,241	Aug 2022
705	497			18	$5,213,470	Aug 2022
706		204	153	54	$5,294,065	Aug 2022
707	1186			2	$11,674,054	Aug 2022
708		150			$1,313,051	Aug 2022
21-034		138			$1,208,449	Aug 2022
709	344				$3,289,136	Aug 2022
640		539		52	$5,548,341	Sept 2022
39-009			103		$1,200,680	Sept 2022
710			274		$3,103,001	Sept 2022
712	57	182	71		$2,666,200	Sept 2022
09-011		101			$884,120	Sept 2022
47-012	101				$698,845	Sept 2022
713			690		$7,735,776	Sept 2022
714		470			$3,960,422	Oct 2022
18-004	686			17	$7,508,017	Oct 2022
15-012	94			8	$1,102,987	Oct 2022
29-016	82			34	$1,615,485	Oct 2022
715			450		$5,045,072	Nov 2022
716	101				$608,820	Nov 2022
14-004		62		88	$2,656,101	Nov 2022
719		692		33	$6,527,723	Nov 2022
20-021			69	56	$2,276,575	Nov 2022
21-035			1236	66	$14,672,117	Nov 2022
73-006			109		$1,268,719	Nov 2022
33-022	287			3	$2,762,683	Nov 2022
722		935		55	$8,562,406	Nov 2022
68-009			370		$4,148,170	Nov 2022

SAB Funded Modernization Projects

	Modernization Grants				State	
Project #	**Elem**	**Middle**	**High**	**Spec Ed**	**Funding**	**SAB Date**
723		940			$7,913,759	Nov 2022
711	101				$640,444	Feb 2023
32-026			693		$7,437,077	Feb 2023
693	140			3	$1,206,956	Mar 2023
724		228		8	$2,650,881	May 2023
725	214			7	$2,403,657	May 2023
726	231				$2,438,899	May 2023
687	684				$5,277,713	June 2023
658			823	11	$7,363,240	Aug 2023
721			1181		$14,472,151	Aug 2023
727	101				$910,658	Aug 2023
729			685	14	$8,503,875	Aug 2023
730			101		$1,474,270	Aug 2023
731	295			6	$2,922,048	Dec 2023
732	207				$1,776,191	Apr 2024
733	102	35	523	69	$11,051,856	Sep 2024
734	37			20	$832,249	Sep 2024
735	256	13			$2,132,815	Sep 2024
736	102	548	579		$15,702,718	Dec 2024
05-019			765		$11,027,565	Feb 2025
737	562	62			$3,900,332	Feb 2025
38-024			1724		$20,946,910	Feb 2025
20-023			1396	91	$22,686,446	Apr 2025
738	509				$4,713,531	May 2025
739	235			16	$2,710,264	Apr 2025
41-008			1715		$24,515,678	Apr 2025
22-015			3033	3	$44,875,710	May 2025
741	709				$7,216,535	Aug 2025
24-009		295		1	$2,712,336	Dec 2025
748	267				$2,116,493	Dec 2025
749		241		14	$2,450,756	Dec 2025
750	140				$1,255,774	Dec 2025
751	203			11	$1,845,356	Dec 2025
31-009		520		42	$5,787,399	Dec 2025
752	193			46	$2,196,463	Dec 2025
753	316				$2,409,689	Dec 2025
754		140			$1,314,832	Dec 2025
755		187			$1,802,673	Dec 2025
Totals:	**22,494**	**14,899**	**26,715**	**2,204**	**$553,009,449**	
Remaining Modernization:	**115,678**	**42,864**	**59,818**	**4,352**	**$1,972,475,224**	

222,712 Total Modernization Eligibility Grants

Return to Order of Business

TAB 22

(Item withdrawn prior to meeting)

ITEM WITHDRAWN

ITEM WITHDRAWN

ITEM WITHDRAWN

ITEM WITHDRAWN

ITEM WITHDRAWN

ITEM WITHDRAWN

ITEM WITHDRAWN

ITEM WITHDRAWN

ITEM WITHDRAWN

ITEM WITHDRAWN

ITEM WITHDRAWN

ITEM WITHDRAWN

ITEM WITHDRAWN

ITEM WITHDRAWN

ITEM WITHDRAWN

ITEM WITHDRAWN

ITEM WITHDRAWN

ITEM WITHDRAWN

ITEM WITHDRAWN

ITEM WITHDRAWN

ITEM WITHDRAWN

ITEM WITHDRAWN

ITEM WITHDRAWN

ITEM WITHDRAWN

ITEM WITHDRAWN

ITEM WITHDRAWN

ITEM WITHDRAWN

ITEM WITHDRAWN

ITEM WITHDRAWN

ITEM WITHDRAWN

ITEM WITHDRAWN

ITEM WITHDRAWN

ITEM WITHDRAWN

ITEM WITHDRAWN

ITEM WITHDRAWN

ITEM WITHDRAWN

ITEM WITHDRAWN

ITEM WITHDRAWN

Return to Order of Business

TAB 23

Los Angeles Unified School District

333 South Beaudry Ave,
Los Angeles, CA 90017

Board of Education Report

File #: Rep-376-25/26, **Version:** 1 **Agenda Date:** 6/12/2026
In Control: Charter Schools Division

Approval of the Renewal Petition for Open Charter Magnet (Affiliated Charter School) [PUBLIC HEARING]
Charter Schools Division

Brief Description:
(Approval of the Renewal Petition for Open Charter Magnet) Recommends approval of the renewal petition for Open Charter Magnet, a High performing, Conversion Affiliated charter school, located in Board District 4 and Region West, for seven (7) years, beginning July 1, 2026, until June 30, 2033, to serve up to 383 students in grades K-5 in each year of the charter term.

Action Proposed:
Approve the renewal petition for Open Charter Magnet ("Charter School"), a Conversion Affiliated charter school, located in Board District 4 and Region West, for seven (7) years, beginning July 1, 2026 until June 30, 2033, to serve up to 383 students in grades K-5 in each year of the charter term. Please note, for all District affiliated charter schools, the District determines each school's operational capacity annually in accordance with District policy. The recommendation for approval is based on the information set forth in the attached Staff Assessment and Recommendation Report.

Background:
Open Charter Magnet is a K-5 school currently serving 380 students on a District facility at 5540 W. 77th Street, Los Angeles, CA, 90045 in Board District 4 and Region West. Open Charter Magnet was originally approved by the LAUSD Board of Education on June 10, 1993. On May 1, 2018, the charter school was renewed for a five-year term to serve 431 students in grades K-5. Pursuant to Education Code section 47607.4, all charter schools whose term expires on or between January 1, 2022, and June 30, 2025, inclusive, shall have their term extended by two years, and all charter schools whose term expires on or between January 1, 2024, and June 30, 2027, inclusive, shall have their term extended by one additional year. Thus, by operation of law, the charter term for Open Charter Magnet expires June 30, 2026.

On March 12, 2026, Open Charter Magnet submitted its charter renewal petition application to the Charter Schools Division seeking to continue operations of its affiliated charter school. The 90-day statutory timeline for Board action on this petition runs through June 10, 2026. Pursuant to Education Code section 47605(b) and a waiver mutually agreed upon and executed by petitioners and the District, the timeline for Board action on this Petition has been extended to June 12, 2026.

An initial Public Hearing was held on April 21, 2026.

Based on a comprehensive review and assessment of Charter School's renewal petition application and its record of performance, staff has determined that Charter School has met the requirements for renewal and therefore recommends approval of the renewal petition.

Statutory Framework and Criteria for Renewal:
A charter school must demonstrate that it is eligible for a renewal of its charter by meeting specific renewal criteria outlined in the Charter Schools Act. The renewal criteria prescribed in Education Code sections 47607 and 47607.2 requires a three-pronged analysis:

Criterion 1: The Charter Schools Act provides that renewals are governed by the standards and criteria described in Education Code section 47605 applicable to initial petitions. The first criterion considered in reviewing a renewal petition requires an analysis of the following:

- Whether the petition includes a sound educational program;
- Whether the petition contains a reasonably comprehensive description of the 15 elements required for petitions;
- Whether the petition contains an affirmation of each of the conditions described in Education Code section 47605(e); and
- Whether the charter school is demonstrably unlikely to successfully implement the program set forth in the petition. Education Code section 47607(b) provides that renewals are governed by the standards and criteria described in section 47605 applicable to initial petitions. (The Board may not consider the community impact analysis or District fiscal analysis in determining whether to grant or deny a renewal petition).

Criterion 2: The Board is required to consider the charter school's performance on the California School Dashboard accountability indicators. Education Code sections 47607 and 47607.2 prescribe three-tiers of performance classification in which a charter school falls within one of the following categories - "high," "middle," or "low." The three-tier classification considers a charter school's performance on the California School Dashboard accountability indicators, with an emphasis on the measurements of academic performance.

Criterion 3: Notwithstanding Criterion 1 and 2, the Board must also consider whether the charter school's enrollment or dismissal practices are discriminatory as grounds for nonrenewal. (Ed. Code, § 47607(e).) Additionally, the Board considers whether the charter school has substantial fiscal or governance factors as grounds for nonrenewal. (Ed. Code, § 47607(e).)

Expected Outcomes:
Charter School is expected to operate its school in a manner consistent with Board action, policies and requirements, local, state, and federal law including ordinances, statutes, and regulations as well as with the terms and conditions set forth in Charter School's petition. The measurable pupil outcomes and method by which pupil progress toward outcomes will be measured are set forth in the charter petition.

Board Options and Consequences:
"Yes" - If the Board adopts the recommendation of approval of the renewal charter petition, Charter School would be authorized to continue operations as a charter school for the charter term beginning July 1, 2026.

"No" - If the Board does not adopt the recommendation of approval, and instead takes specific action to deny the renewal charter petition, Charter School would not be authorized to continue operations as a charter school. The petitioners may appeal a denial to Los Angeles County Board of Education. If the petition is approved on

appeal by the Los Angeles County Board of Education, Charter School would be authorized by the Los Angeles County Board of Education. If the Los Angeles County Board of Education denies the renewal petition, the petitioners may appeal that denial to the California State Board of Education. If the denial of the renewal petition is reversed by the California State Board of Education, the California State Board of Education shall designate, in consultation with the petitioners, either the LAUSD Board or the Los Angeles County Board of Education as the chartering authority. This Board Report No. 376, accompanying documents, and transcript of the Board meeting, shall constitute the Board of Education's adopted written findings of fact for the denial of Charter School renewal petition.

Policy Implications:
All provisions in the Affiliated FSDRL shall be consistent with and be governed by all applicable legal and District policy requirements. To the extent any inconsistency may exist between any provision contained in the Affiliated FSDRL and any applicable legal and District policy requirement, those applicable legal and District policy requirements shall control and the Affiliated FSDRL shall be updated accordingly.

Budget Impact:
As an affiliated charter school, Open Charter Magnet is part of the District for purposes of special education.

As an affiliated charter, all revenues generated by the school will be received by LAUSD. The District will allocate school resources in the same manner as it does a non-charter school except as otherwise specified in the statute and in applicable District policies.

Student Impact:
As stated in the LAUSD Policy and Procedures for Charter Schools, "[W]hen the LAUSD Board authorizes and oversees a charter school, it establishes a relationship to advance its vision and mission and to accelerate gains in academic achievement and accountability for all of its students and public schools," (Policy, p.3). Based on a comprehensive review and assessment of Charter School's renewal petition application, staff has determined that Charter School has met the requirements for charter school approval.

Equity Impact:
Not applicable

Issues and Analysis:
If all applicable pending issues, including but not limited to special education requirements, special education local planning area (SELPA) requirements, governance, fiscal and facilities matters, are not resolved at the time of the Board meeting, the item may be pulled from the agenda to the extent consistent with the Charter Schools Act and the LAUSD Policy and Procedures for Charter Schools.

Attachments:
Attachment A- Staff Assessment and Recommendation Report
Attachment B- Open Charter Magnet Data Set
Attachment C- Desegregation Impact Statement
Attachment D- Agreement to Waive and Extend Charter Petition Timeline

Petition will be available prior to the board meeting at the following link:
<https://drive.google.com/drive/folders/1-j8t_4TgQJ6WZQhBTtNVEEHYI0qICOLN?usp=sharing>

Submitted:
05/20/26

RESPECTFULLY SUBMITTED,

ANDRÉS E. CHAIT
Acting Superintendent

APPROVED BY:

CAROLYN SPAHT GONZALEZ
Chief of Staff

REVIEWED BY:

DEVORA NAVERA REED
General Counsel

✓ Approved as to form.

APPROVED & PRESENTED BY:

JOSÉ COLE-GUTIÉRREZ
Senior Executive Director of Strategy
Division of Data, Strategy, and Innovation

REVIEWED BY:

KURT E. JOHN
Deputy Chief Financial Officer

✓ Approved as to budget impact statement.

APPROVED & PRESENTED BY:

MARLA WILLMOTT
Director
Charter Schools Division

STAFF ASSESSMENT AND RECOMMENDATION REPORT
RENEWAL PETITION

Board of Education Report 376-25/26
June 12, 2026

School Name:	**Open Charter Magnet (Affiliated Charter School)**		BOARD IS REQUIRED TO TAKE ACTION BY: **June 12, 2026**
Type of Charter School:	**Conversion Affiliated Charter School**		
Charter Operator	**Los Angeles Unified School District**		
Location Code:	**5889**		
Type of Site(s):	**District Site**		
Site Address(es):	**5540 W. 77th Street, Los Angeles, CA 90045**		
Board District(s):	**4**	Region(s):	**West**
Grade Levels Served:	**K-5**	Current Enrollment:	**380**
Grade Levels Authorized in Current Charter:	**K-5**	Approved Enrollment in Current Charter:	**431**
CONSIDERATION:	**Renewal**		
CDE PERFORMANCE CATEGORY: (PER CDE'S 2026 CLASSIFICATION)	**High Performing**		
STAFF RECOMMENDATION:	**Approval for a seven (7)-year term (2026-2033)**		
PROPOSED BENCHMARKS:	**None**		

STAFF ASSESSMENT

I. ACTION PROPOSED

Staff recommends approval of the renewal petition for Open Charter Magnet ("Charter School") located in Board District 4 and Region West, for a term of seven (7) years, beginning July 1, 2026, until June 30, 2033, to serve up to 383 students in grades K-5[1] in each year of the charter term. Please note, for all District affiliated charter schools, the District determines each school's operational capacity annually in accordance with District policy.

Pursuant to applicable law, charter schools classified as High performing may be renewed for a term of five (5), six (6), or seven (7) years. To help determine the recommended term length in these cases, staff considers various factors related to the charter school's operations and performance during the term of the charter, as noted in the *LAUSD Policy and Procedures for Charter Schools*. Specific factors related to the charter school's performance and operations during the term of the charter include, but are not limited to, the following:

[1] Open Charter Magnet is a whole-school magnet program and therefore serves students beginning in Kindergarten.

- Ratings on the Annual Performance-Based Oversight Visit Report in the areas of Governance; Student Achievement and Educational Performance; and Organizational Management, Programs and Operations for the previous two years, and no significant unresolved issues, including, but not limited to, Notices to Cure;
- Additional academic considerations (i.e., numerically significant subgroup performance);
- Equity and access for families and pupils;
- School culture and climate; and
- Consideration of qualifying as High Performing under Criterion 1 or Criterion 2

As staff considered Open Charter Magnet's renewal petition and record, staff recommends a term length of seven years.

II. RENEWAL REQUIREMENTS

Upon submission, District staff comprehensively reviews each renewal petition application to determine whether the school has met the requirements for renewal set forth in Education Code sections 47605, 47607, 47607.2, and 47611.5.

Criteria for Charter School Renewal and Grounds for Nonrenewal

As part of staff's holistic review of the renewal petition application, the charter school must be determined to be eligible for renewal of its charter under the specific renewal criteria outlined in the Charter Schools Act. The renewal criteria prescribed in Education Code sections 47607 and 47607.2 requires a three-pronged analysis:

- **Criterion 1:** Does the renewal petition include a sound educational program, a reasonably comprehensive description of the 15 elements required for petitions, an affirmation of each of the conditions described in Education Code section 47605(e), and are petitioners demonstrably unlikely to successfully implement the program set forth in the petition? (Ed. Code, § 47607(b).) **These criteria have been determined not to be bases for denial.**

- **Criterion 2:** Is the charter school "high," "middle," or "low" performing? (see Ed. Code, §§ 47607(c), 47607.2(a), and 47607.2(b).) Has the charter school attained measurable increases in academic achievement schoolwide and for numerically significant student groups served by the charter school, and does the charter school have strong postsecondary outcomes, if applicable? **These criteria have been determined not to be bases for denial.**

- **Criterion 3:** Is the charter school serving all pupils who wish to attend, or does the charter school have substantial fiscal or governance issues? (Ed. Code, § 47607(e).) **These criteria have been determined not to be bases for denial.**

Charter Petition Requirement:

Consistent with Education Code section 47611.5, the petition contains a declaration that the Los Angeles Unified School District is and shall be the exclusive public school employer of the employees working at or assigned to Charter School for the purposes of the Educational Employment Relations Act (EERA), Chapter 10.7 (commencing with Section 3540) of Division 4 of Title 1 of the Government Code.

- Does the petition contain a declaration of whether or not the Los Angeles Unified School District shall be deemed the exclusive public employer of the employees of the charter school? **This requirement has been determined not to be a basis for denial.**

III. GENERAL SCHOOL INFORMATION

A. School History

	Open Charter Magnet
Initial Authorization:	On June 10, 1993, Open Charter Magnet was authorized by the LAUSD Board of Education to serve 360 students in grades K-5.
Most Recent Renewal	The charter was renewed on May 1, 2018 for a five-year term (July 1, 2018 - June 30, 2023) to serve up to 431 students in grades K-5. Pursuant to Education Code section 47607.4, all charter schools whose term expires on or between January 1, 2022, and June 30, 2025, inclusive, shall have their term extended by two years, and all charter schools whose term expires on or between January 1, 2024, and June 30, 2027, inclusive, shall have their term extended by one additional year. Thus, by operation of law, the charter term for Open Charter Magnet expires June 30, 2026.
Approved Material Revisions of Current Charter:	Not applicable
Board Benchmarks in Current Charter Term:	Not applicable
Submission of Renewal Petition Application:	Open Charter Magnet submitted its renewal petition application on March 12, 2026. The 90-day statutory timeline for Board action on the petition runs through June 10, 2026. Pursuant to Education Code section 47605(b) and a waiver mutually agreed upon and executed by petitioners and the District, the timeline for Board action on this Petition has been extended to June 12, 2026.
Concurrent Request for Material Revision:	Not applicable
Master Plan for English Learners and Standard English Learners:	Open Charter Magnet implements the District's Master Plan for English Learners and Standard English Learners.
Special Education SELPA	As a District-affiliated charter school, Open Charter Magnet is a member of the LAUSD SELPA.

B. Charter School Operator

As a District-affiliated charter school, Open Charter Magnet is subject to the governance and control of the LAUSD Board of Education.

IV. STUDENT ACHIEVEMENT AND EDUCATIONAL PERFORMANCE

a. Summary

Open Charter Magnet has been identified by the state as a High performing charter school. The recommendation for renewal has considered the schoolwide performance and performance of numerically significant student groups and the state and local indicators reported on the California School Dashboard.

Please see the Open Charter Magnet data set.

b. Measurements of Academic Performance on the California School Dashboard

The California School Dashboard displays performance for eight state measures. The Performance Level, or color, is based on two factors. The current year data for the measure (Status) and the difference between current year and prior year data (Change). The point at which these two levels intersect on the five-by-five table determines the color. From highest to lowest, the Performance Levels are Blue, Green, Yellow, Orange, and Red. Below, the 2023, 2024, and 2025 Dashboard Performance Levels (colors) are provided.

Open Charter Magnet Dashboard Indicators

School Year	ELA	Math	Science	English Learner Progress	College/Career	Chronic Absenteeism	Graduation Rate	Suspension Rate
2022-2023	Green	Green	Not Applicable	Not Applicable	Not Applicable	Orange	Not Applicable	Blue
2023-2024	Blue	Green	No Performance Color	Not Applicable	Not Applicable	Green	Not Applicable	Blue
2024-2025	Blue	Green	Blue	Not Applicable	Not Applicable	Green	Not Applicable	Blue

Data Sources: CA School Dashboard Research Files (https://www.cde.ca.gov/ta/ac/cm/dashboardresources.asp?tabsection=3)

c. English Language Arts Indicator

In 2023 in English Language Arts (ELA), the charter school's Distance from Standard (DFS) was higher than the state for All Students, and higher than the state for three of three numerically significant student groups. In 2024 and 2025 in ELA, the charter school's DFS was higher than the state for All Students, and higher than the state for four of four numerically significant student groups.

Open Charter Magnet - English Language Arts Indicator - 2022-2023

Student Group	Charter Participation Rate	Charter Color	Charter ELA (DFS)	Charter Change	State Color	State ELA (DFS)	Charter to State Comparison (DFS)
All Students	**Met**	**Green**	**40.1**	**-6.5**	**Orange**	**-13.6**	**Higher**
Black or African American	Met	Yellow	1.9	-6.2	Orange	-59.6	Higher
Latino	Not Met	Yellow	8.8	0.8	Orange	-40.2	Higher
White	Met	Green	73.6	-8.0	Green	20.8	Higher

Data Sources: CA School Dashboard Research Files (https://www.cde.ca.gov/ta/ac/cm/dashboardresources.asp?tabsection=3)

Open Charter Magnet - English Language Arts Indicator - 2023-2024

Student Group	Charter Participation Rate	Charter Color	Charter ELA (DFS)	Charter Change	State Color	State ELA (DFS)	Charter to State Comparison (DFS)
All Students	**Met**	**Blue**	**49.3**	**9.1**	**Orange**	**-13.2**	**Higher**
Black or African American	Met	Blue	23.9	22.0	Orange	-58.9	Higher
Latino	Not Met	Green	17.3	8.5	Orange	-39.3	Higher
White	Met	Blue	74.5	1.0	Green	19.2	Higher
Socioeconomically Disadvantaged	Not Met	No Performance Color	-2.0	14.7	Orange	-40.9	Higher

Data Sources: CA School Dashboard Research Files (https://www.cde.ca.gov/ta/ac/cm/dashboardresources.asp?tabsection=3)

Open Charter Magnet - English Language Arts Indicator - 2024-2025

Student Group	Charter Participation Rate	Charter Color	Charter ELA (DFS)	Charter Change	State Color	State ELA (DFS)	Charter to State Comparison (DFS)
All Students	**Met**	**Blue**	**53.7**	**4.4**	**Yellow**	**-8.1**	**Higher**
Black or African American	Not Met	Green	22.8	-1.1	Yellow	-51.3	Higher
Latino	Not Met	Yellow	-3.4	-20.7	Yellow	-33.7	Higher
White	Met	Blue	90.4	15.9	Green	23.8	Higher
Socioeconomically Disadvantaged	Not Met	Yellow	-4.0	-2.1	Yellow	-35.3	Higher

Data Sources: CA School Dashboard Research Files (https://www.cde.ca.gov/ta/ac/cm/dashboardresources.asp?tabsection=3)

d. Math Indicator

In 2023 in Math, the charter school's DFS was higher than the state for All Students, and higher than the state for three of three numerically significant student groups. In 2024 and 2025 in Math, the charter school's DFS was higher than the state for All Students, and higher than the state for four of four numerically significant student groups.

Open Charter Magnet - Math Indicator - 2022-2023

Student Group	Charter Participation Rate	Charter Color	Charter Math (DFS)	Charter Change	State Color	State Math (DFS)	Charter to State Comparison (DFS)
All Students	**Met**	**Green**	**15.3**	**1.5**	**Orange**	**-49.1**	**Higher**
Black or African American	Met	Green	-13.8	14.2	Red	-104.5	Higher
Latino	Not Met	Yellow	-14.6	-4.2	Orange	-80.8	Higher
White	Met	Blue	48.0	-1.4	Yellow	-11.1	Higher

Data Sources: CA School Dashboard Research Files (https://www.cde.ca.gov/ta/ac/cm/dashboardresources.asp?tabsection=3)

Open Charter Magnet - Math Indicator - 2023-2024

Student Group	Charter Participation Rate	Charter Color	Charter Math (DFS)	Charter Change	State Color	State Math (DFS)	Charter to State Comparison (DFS)
All Students	**Met**	**Green**	**20.4**	**5.2**	**Orange**	**-47.6**	**Higher**
Black or African American	Met	Green	-10.7	3.1	Red	-102.2	Higher
Latino	Not Met	Green	-6.7	7.9	Orange	-79.2	Higher
White	Met	Blue	45.9	-2.1	Yellow	-10.3	Higher
Socioeconomically Disadvantaged	Not Met	No Performance Color	-29.9	18.1	Orange	-78.2	Higher

Data Sources: CA School Dashboard Research Files (https://www.cde.ca.gov/ta/ac/cm/dashboardresources.asp?tabsection=3)

Open Charter Magnet - Math Indicator - 2024-2025

Student Group	Charter Participation Rate	Charter Color	Charter Math (DFS)	Charter Change	State Color	State Math (DFS)	Charter to State Comparison (DFS)
All Students	**Met**	**Green**	**25.7**	**5.3**	**Yellow**	**-42.4**	**Higher**
Black or African American	Met	Green	-5.3	5.4	Orange	-95.8	Higher
Latino	Not Met	Yellow	-9.7	-2.9	Yellow	-73.6	Higher
White	Met	Blue	58.3	12.4	Green	-6.2	Higher
Socioeconomically Disadvantaged	Not Met	Orange	-33.1	-3.2	Yellow	-72.9	Higher

Data Sources: CA School Dashboard Research Files (https://www.cde.ca.gov/ta/ac/cm/dashboardresources.asp?tabsection=3)

e. **Science Indicator**

In 2024 and 2025 in Science, the charter school's Science Points (SPs) were higher than the state for All Students.

Open Charter Magnet– Science Indicator - 2023-2024

Student Group	Charter Participation Rate	Charter Color	Science Points	Charter Change	State Color	State Science Points	Charter to State Comparison
All Students	**Met**	**No Performance Color**	**65.9**	**7.4**	**No Performance Color**	**51.2**	**Higher**

Data Sources: CA School Dashboard Research Files (https://www.cde.ca.gov/ta/ac/cm/dashboardresources.asp?tabsection=3)

Open Charter Magnet– Science Indicator - 2024-2025

Student Group	Charter Participation Rate	Charter Color	Science Points	Charter Change	State Color	State Science Points	Charter to State Comparison
All Students	**Met**	**Blue**	**73.3**	**7.4**	**Yellow**	**52.6**	**Higher**

Data Sources: CA School Dashboard Research Files (https://www.cde.ca.gov/ta/ac/cm/dashboardresources.asp?tabsection=3)

f. English Learner Progress Indicator

In 2023, 2024, and 2025, the English Learner student group had fewer than 11 students and is not reported for privacy reasons.

g. College/Career Indicator

Not applicable

h. Chronic Absenteeism Indicator

In 2023 on the Chronic Absenteeism Indicator, the charter school's rate of chronic absenteeism was lower than the state for All Students and for five of six numerically significant student groups. In 2024 and 2025 on the Chronic Absenteeism Indicator, the charter schools rate of chronic absenteeism was lower than the state for All Students, and for all six numerically significant student groups.

i. Graduation Indicator [HS only]

Not applicable

j. Suspension Rate Indicator

In 2023, 2024, and 2025, the charter school's percentage of students suspended at least once was lower than the state for All Students, and for all numerically significant student groups.

k. Dashboard Local Indicators
Staff also considered the Local Indicators (e.g., Basic: Teachers, Instructional Materials, Facilities; Implementation of Academic Standards; Parent and Family Engagement; Local Climate Survey; Access to a Broad Course of Study) which have all been reported as "Met" in 2023, 2024 and 2025.

l. Additional Information
This charter school was selected for the 2025 California Distinguished Schools Program.

V. ANNUAL PERFORMANCE-BASED OVERSIGHT RESULTS

In accordance with Education Code section 47604.32, the District's Charter Schools Division (CSD) conducts at least one school site visit each year where the CSD evaluates charter school performance in the following three categories: Governance; Student Achievement and Educational Performance; and Organizational Management, Programs, and Operations. Charter schools are rated in each category based on information and evidence gathered at the time of the annual performance-based oversight visit following a four-point rubric: (4) *Accomplished*, (3) *Proficient*, (2) *Developing*, and (1) *Unsatisfactory*. Please see below for Open Charter Magnet outcomes on its annual oversight evaluation reports for the last two years.

a. Governance

Oversight Ratings/Concerns	
2023-2024	*Accomplished*
2024-2025	*Accomplished*
Concerns	No unresolved issues pending

b. Student Achievement and Educational Performance

Oversight Ratings/Concerns	
2023-2024	*Proficient*
2024-2025	*Accomplished*
Concerns	No unresolved issues pending

c. Organizational Management, Programs, and Operations

Oversight Ratings/Concerns	
2023-2024	*Accomplished*
2024-2025	*Accomplished*
Concerns	No unresolved issues pending

VI. FISCAL MANAGEMENT AND PERFORMANCE

a. Fiscal Condition
As an affiliated charter school, the District is responsible for the fiscal management of Open Charter Magnet.

Open Charter Magnet

Board District: 4 | Region: West | Location Code: 5889

CA School Dashboard: Academic Performance - English Language Arts

This report shows the performance levels for the English Language Arts Academic Performance Indicator for all student groups in grades 3-8 and 11. It also shows the participation rate, number of students tested, DFS (status), and performance level (color) for three consecutive years of the CA Dashboard. Performance Levels (colors) have five possible values (Red, Orange, Yellow, Green, Blue). A single asterisk (*) shows that the student group has fewer than 11 students and is not reported for privacy reasons. A cell with "–" means that data is not currently available. For student groups with less than 30 students and scores in the current and prior year, status is reported, but performance level (color) is not reported. Note: Charter Schools are treated as schools (not LEAs) when it comes to reporting Foster Youth and Homeless student groups. Charter schools will need at least 30 or more Foster Youth, or 30 or more Homeless youth, to receive a status level for each student group. The Every Student Succeeds Act requires districts and schools to test at least 95 percent of all students and student groups in English Language Arts and Mathematics. It also requires states to factor the participation rate into the Academic Indicator. For any local educational agency (LEA), school, or student group with less than 95 percent of students tested, the ESSA requires a penalty to be applied to the Academic Indicator. To meet this federal requirement, California assigns the Lowest Obtainable Scale Score (LOSS) to each student needed to bring the participation rate of the school, district, and/or student group to 95 percent. The LOSS assigned to each of these students who did not test will be used in calculating the Distance from Standard (DFS). When comparing school to state, only numerically significant student groups of 30 or more will be compared for accountability purposes.

Source: Data collected by the California Department of Education (CDE) through the California Longitudinal Pupil Achievement Data System (CALPADS), California School Dashboard, and testing vendor. Aggregate data files are provided by the CDE – Data Reporting Office at http://www.cde.ca.gov/ds/sd/sd/filesenr.asp and California School Dashboard System of Support https://www.cde.ca.gov/ta/ac/cm/. Please note: There may be slight differences with some of the information in this report and with what is displayed in Dataquest and California School Dashboard due to changes in file modifications such as Date Modified, Date Posted, other data updates by the testing vendor and updates in CALPADS.

ELA (Grades 3-8 and Grade 11) Academic Indicator - CA School Dashboard Indicator																								
	Dashboard 2023								Dashboard 2024								Dashboard 2025							
Student Group	Part. Rate	Students w/ Scores	DFS	Change	Change Level	Color	State DFS	School vs State	Part. Rate	Students w/ Scores	DFS	Change	Change Level	Color	State DFS	School vs State	Part. Rate	Students w/ Scores	DFS	Change	Change Level	Color	State DFS	School vs State
All Students	97%	201	40.1	-6.5	Declined	Green	-13.6	Higher	97%	197	49.3	9.1	Increased	Blue	-13.2	Higher	96%	204	53.7	4.4	Increased	Blue	-8.1	Higher
African American/Black	98%	54	1.9	-6.2	Declined	Yellow	-59.6	Higher	95%	53	23.9	22.0	Increased Significantly	Blue	-58.9	Higher	93%	55	22.8	-1.1	Maintained	Green	-51.3	Higher
Asian	100%	12	71.3	--	--	--	61.8	--	100%	11	85.8	14.6	Increased	--	60.7	--	100%	13	123.2	37.4	Increased Significantly	--	61.9	--
Latino	93%	40	8.8	0.8	Maintained	Yellow	-40.2	Higher	93%	38	17.3	8.5	Increased	Green	-39.3	Higher	92%	35	-3.4	-20.7	Declined Significantly	Yellow	-33.7	Higher
Socioeconomically Disadvantaged	93%	29	-16.6	-17.9	Declined Significantly	--	-42.6	--	88%	32	-2.0	14.7	Increased	--	-40.9	Higher	90%	37	-4.0	-2.1	Maintained	Yellow	-35.3	Higher
Students with Disabilities	85%	25	-61.7	-27.5	Declined Significantly	--	-96.3	--	83%	22	-67.1	-5.5	Declined	--	-95.6	--	79%	28	-74.2	-7.0	Declined	--	-89.4	--
Two or More	100%	21	49.7	-5.1	Declined	--	24.3	--	100%	20	57.4	7.6	Increased	--	24.3	--	100%	23	63.7	6.3	Increased	--	29.4	--
White	97%	71	73.6	-8.0	Declined	Green	20.8	Higher	99%	70	74.5	1.0	Maintained	Blue	19.2	Higher	98%	64	90.4	15.9	Increased Significantly	Blue	23.8	Higher

Data Sources: California School Dashboard Research data files.

Open Charter Magnet

Board District: 4 | Region: West | Location Code: 5889

CA School Dashboard: Academic Performance - Math

This report shows the performance levels for the Mathematics Academic Performance Indicator for all student groups in grades 3-8 and 11. It also shows the participation rate, number of students tested, DFS (status), and performance level (color) for three consecutive years of the CA Dashboard. Performance Levels (colors) have five possible values (Red, Orange, Yellow, Green, Blue). A single asterisk (*) shows that the student group has fewer than 11 students and is not reported for privacy reasons. A cell with "–" means that data is not currently available. For student groups with less than 30 students and scores in the current and prior year, status is reported, but performance level (color) is not reported. Note: Charter Schools are treated as schools (not LEAs) when it comes to reporting Foster Youth and Homeless student groups. Charter schools will need at least 30 or more Foster Youth, or 30 or more Homeless youth, to receive a status level for each student group. The Every Student Succeeds Act requires districts and schools to test at least 95 percent of all students and student groups in English Language Arts and Mathematics. It also requires states to factor the participation rate into the Academic Indicator. For any local educational agency (LEA), school, or student group with less than 95 percent of students tested, the ESSA requires a penalty to be applied to the Academic Indicator. To meet this federal requirement, California assigns the Lowest Obtainable Scale Score (LOSS) to each student needed to bring the participation rate of the school, district, and/or student group to 95 percent. The LOSS assigned to each of these students who did not test will be used in calculating the Distance from Standard (DFS). When comparing school to state, only numerically significant student groups of 30 or more will be compared for accountability purposes.

Source: Data collected by the California Department of Education (CDE) through the California Longitudinal Pupil Achievement Data System (CALPADS), California School Dashboard, and testing vendor. Aggregate data files are provided by the CDE – Data Reporting Office at http://www.cde.ca.gov/ds/sd/sd/filesenr.asp and California School Dashboard System of Support https://www.cde.ca.gov/ta/ac/cm/. Please note: There may be slight differences with some of the information in this report and with what is displayed in Dataquest and California School Dashboard due to changes in file modifications such as Date Modified, Date Posted, other data updates by the testing vendor and updates in CALPADS.

Math (Grades 3-8 and Grade 11) Academic Indicator - CA School Dashboard Indicator

	Dashboard 2023								Dashboard 2024								Dashboard 2025							
Student Group	Part. Rate	Students w/ Scores	DFS	Change	Change Level	Color	State DFS	School vs State	Part. Rate	Students w/ Scores	DFS	Change	Change Level	Color	State DFS	School vs State	Part. Rate	Students w/ Scores	DFS	Change	Change Level	Color	State DFS	School vs State
All Students	97%	201	15.3	1.5	Maintained	Green	-49.1	Higher	97%	197	20.4	5.2	Increased	Green	-47.6	Higher	97%	205	25.7	5.3	Increased	Green	-42.4	Higher
African American/Black	98%	54	-13.8	14.2	Increased	Green	-104.5	Higher	95%	53	-10.7	3.1	Increased	Green	-102.2	Higher	95%	55	-5.3	5.4	Increased	Green	-95.8	Higher
Asian	100%	12	41.7	--	--	--	50.8	--	100%	11	57.1	15.4	Increased Significantly	--	49.5	--	100%	13	83.0	25.9	Increased Significantly	--	51.9	--
Latino	93%	40	-14.6	-4.2	Declined	Yellow	-80.8	Higher	93%	38	-6.7	7.9	Increased	Green	-79.2	Higher	92%	35	-9.7	-2.9	Maintained	Yellow	-73.6	Higher
Socioeconomically Disadvantaged	93%	29	-48.0	-11.3	Declined	--	-80.8	--	88%	32	-29.9	18.1	Increased Significantly	--	-78.2	Higher	90%	37	-33.1	-3.2	Declined	Orange	-72.9	Higher
Students with Disabilities	85%	25	-92.4	-40.5	Declined Significantly	--	-127.3	--	83%	22	-97.8	-5.5	Declined	--	-124.3	--	83%	28	-61.5	36.3	Increased Significantly	--	-120.7	--
Two or More	100%	21	0.6	-8.0	Declined	--	-7.4	--	100%	20	30.3	29.6	Increased Significantly	--	-5.3	--	100%	23	24.2	-6.1	Declined	--	-0.7	--
White	97%	71	48.0	-1.4	Maintained	Blue	-11.1	Higher	99%	70	45.9	-2.1	Maintained	Blue	-10.3	Higher	98%	64	58.3	12.4	Increased	Blue	-6.2	Higher

Data Sources: California School Dashboard Research data files.

Open Charter Magnet

Board District: 4 | Region: West | Location Code: 5889

CA School Dashboard: Academic Performance - Science

This report shows the performance levels for the Science Indicator for all student groups in grades 5, 8, and once during high school. It also shows the participation rate, number of students tested, science points (status), and performance level (color) for the 2025 CA Dashboard. Performance Levels (colors) have five possible values (Red, Orange, Yellow, Green, Blue). A single asterisk (*) shows that the student group has fewer than 11 students and is not reported for privacy reasons. A cell with "–" means that data is not currently available. For student groups with less than 30 students and scores in the current and prior year, status is reported, but performance level (color) is not reported. Note: Charter Schools are treated as schools (not LEAs) when it comes to reporting Foster Youth and Homeless student groups. Charter schools will need at least 30 or more Foster Youth, or 30 or more Homeless youth, to receive a status level for each student group. The Science Indicator is calculated using two components: Science Points (SPs) and participation rate. The California State Board of Education (SBE) adopted a participation rate requirement within the Science Indicator to require LEAs, schools, and student groups to test at least 95 percent of their students. If they fail to meet this target, a Lowest Obtainable Scale Score (LOSS) is assigned to each student needed to bring the participation rate of the LEAs, schools and/or student group to 95 percent. The LOSS assigned to each of these students who did not test will be used in calculating the average SPs. If an LEA, school, and/or student group participation rate is 95 percent or above, assigned LOSS is not applied. When comparing school to state, only numerically significant student groups of 30 or more will be compared for accountability purposes.

Source: Data collected by the California Department of Education (CDE) through the California Longitudinal Pupil Achievement Data System (CALPADS), California School Dashboard, and testing vendor. Aggregate data files are provided by the CDE – Data Reporting Office at http://www.cde.ca.gov/ds/sd/sd/filesenr.asp and California School Dashboard System of Support https://www.cde.ca.gov/ta/ac/cm/. Please note: There may be slight differences with some of the information in this report and with what is displayed in Dataquest and California School Dashboard due to changes in file modifications such as Date Modified, Date Posted, other data updates by the testing vendor and updates in CALPADS.

Science (Grades 5,8 and Once in HS) Academic Indicator - CA School Dashboard Indicator														
	Dashboard 2024						Dashboard 2025							
Student Group	Part. Rate	Students w/ Scores	Science Points	Color	State Science Points	School vs State	Part. Rate	Students w/ Scores	Science Points	Change	Change Level	Color	State Science Points	School vs State
All Students	98%	61	65.9	--	51.2	Higher	97%	68	73.3	7.4	Increased Significantly	Blue	52.6	Higher
African American/Black	94%	18	54.6	--	41.4	--	94%	18	63.6	9.1	Increased Significantly	--	43.4	--
Latino	100%	15	58.3	--	45.4	--	92%	12	64.3	6.0	Increased Significantly	--	47.1	--
Socioeconomically Disadvantaged	88%	8	*	*	45.6	*	82%	11	51.5	--	--	--	47.1	--
Students with Disabilities	92%	12	42.2	--	36.7	--	60%	5	*	*	*	*	38.3	*
White	100%	21	76.3	--	58.8	--	100%	23	78.3	2.0	Increased	--	60.2	--

Data Sources: California School Dashboard Research data files.

Open Charter Magnet

Board District: 4 | Region: West | Location Code: 5889

CA School Dashboard: English Learner Progress Indicator (ELPI)

This report shows the percentage of current English learner (EL) students making progress towards English language proficiency at their school for all student groups in grades 1-12. The English Learner Progress Indicator (ELPI) relies on the results of the Summative English Language Proficiency Assessment (ELPAC), including Summative Alternate ELPAC results, to determine EL student progress. For the EL students taking the Summative ELPAC, those who increase an ELPI level or maintain ELPAC Level 4 are counted as making progress towards English language proficiency. ELPI Change measures the rate at which schools are improving their ability to move their EL students towards English language proficiency. It is the difference between the prior year Status and the current year Status. A single asterisk (*) shows that the student group has fewer than 11 students and is not reported for privacy reasons. A cell with ''–'' means that data is not currently available. For student groups with less than 30 students and scores in the current and prior year, status is reported, but performance level (color) is not reported.

Data collected by the California Department of Education (CDE) through the California Longitudinal Pupil Achievement Data System (CALPADS), California School Dashboard, and testing vendor. Aggregate data files are provided by the CDE – Data Reporting Office at http://www.cde.ca.gov/ds/sd/sd/filesenr.asp and California School Dashboard System of Support https://www.cde.ca.gov/ta/ac/cm/. Please note: There may be slight differences with some of the information in this report and with what is displayed in Dataquest and California School Dashboard due to changes in file modifications such as Date Modified, Date Posted, other data updates by the testing vendor and updates in CALPADS.

Student English Language Acquisition Results Summative ELPAC									
		School				State of California			
End Year	Student Group	Progressed at Least One ELPI Level	Maintained ELPI Level 4	Maintained ELPI Level 1, 2L, 2H, 3L, 3H	Decreased at Least One ELPI Level	Progressed at Least One ELPI Level	Maintained ELPI Level 4	Maintained ELPI Level 1, 2L, 2H, 3L, 3H	Decreased at Least One ELPI Level
2023	EL	--	--	--	--	45.7%	2.3%	32.2%	18.3%
2024	EL	--	--	--	--	43.2%	1.9%	34.4%	19.1%
2025	EL	--	--	--	--	44.6%	1.3%	35.5%	17.2%

Districts and schools that do not meet the 95 percent participation rate on the Summative ELPAC and Summative Alternative ELPAC and have at least 30 EL students enrolled during the testing window (February 1 to May 31) will receive a modified ELPI rate on the California School Dashboard (Dashboard). For each district and school that does not meet the 95 percent target, the minimum number of students needed to reach a participation rate of at least 95 percent is determined. The resulting number of students will be counted as not making progress in the current ELPI Status calculation.

Summative ELPAC Participation Rate Report									
		School				State of California			
End Year	Student Group	Students Tested During Testing Window	Students Enrolled During Testing Window	Partipation Rate	Partipation Rate Greater Than 95%	Students Tested During Testing Window	Students Enrolled During Testing Window	Partipation Rate	Partipation Rate Greater Than 95%
2023	EL	11	11	100%	Y	1,048,300	1,069,515	98.0%	Y
2023	LTEL	--	--	--	--	193,182	202,530	95.4%	Y
2024	EL	10	10	100%	Y	1,028,083	1,047,977	98.1%	Y
2024	LTEL	--	--	--	--	182,603	190,459	95.9%	Y
2025	EL	5	5	100%	Y	947,393	963,338	98.3%	Y
2025	LTEL	--	--	--	--	175,106	181,495	96.5%	Y

Open Charter Magnet

Board District: 4 | Region: West | Location Code: 5889

CA School Dashboard: Chronic Absenteeism

This report shows the percentage of students in Kindergarten through grade eight who were absent 10 percent or more of the school year for all student groups in grades TK-8. Please note that good performance on the Chronic Absenteeism indicator means having the lowest percentage of students chronically absent in the current year. A single asterisk (*) shows that the student group has fewer than 11 students and is not reported for privacy reasons. A cell with ''–'' means that data is not currently available. For student groups with less than 30 students with scores in the current and prior year, status is reported, but no performance level (color) will be reported. When comparing school to state, only numerically significant student groups of 30 or more will be compared for accountability purposes.

Source: Data collected by the California Department of Education (CDE) through the California Longitudinal Pupil Achievement Data System (CALPADS), California School Dashboard, and testing vendor. Aggregate data files are provided by the CDE – Data Reporting Office at http://www.cde.ca.gov/ds/sd/sd/filesenr.asp and California School Dashboard System of Support https://www.cde.ca.gov/ta/ac/cm/. Please note: There may be slight differences with some of the information in this report and with what is displayed in Dataquest and California School Dashboard due to changes in file modifications such as Date Modified, Date Posted, other data updates by the testing vendor and updates in CALPADS.

Chronic Absenteeism - CA School Dashboard Indicator																						
	Dashboard 2023							Dashboard 2024							Dashboard 2025							
Student Group	Students	Chronic Absenteeism	Change	Change Level	Color	State Chronic Absenteeism	School vs State	Students	Chronic Absenteeism	Change	Change Level	Color	State Chronic Absenteeism	School vs State	Students	Chronic Absenteeism	Change	Change Level	Color	State Chronic Absenteeism	School vs State
All Students	399	17.8%	1.6	Increased	Orange	24.3%	Lower	404	9.2%	-8.6	Declined Significantly	Green	18.6%	Lower	390	7.7%	-1.5	Declined	Green	17.1%	Lower
African American/Black	102	12.7%	-5.4	Declined	Yellow	36.4%	Lower	102	6.9%	-5.9	Declined	Green	31.3%	Lower	99	5.1%	-1.8	Declined	Green	29.8%	Lower
Asian	22	13.6%	9.6	Increased	--	10.1%	--	26	7.7%	-5.9	Declined	--	7.5%	--	27	11.1%	3.4	Increased	--	6.7%	--
English Learner	14	0.0%	0.0	Maintained	--	26.3%	--	11	0.0%	0.0	Maintained	--	20.1%	--	8	*	*	*	*	18.1%	*
Latino	79	27.8%	-1.7	Declined	Orange	28.4%	Lower	80	13.8%	-14.1	Declined	Yellow	21.7%	Lower	70	8.6%	-5.2	Declined	Green	20.1%	Lower
Socioeconomically Disadvantaged	56	26.8%	1.5	Increased	Red	29.9%	Lower	70	17.1%	-9.6	Declined	Yellow	23.4%	Lower	79	12.7%	-4.5	Declined	Yellow	21.7%	Lower
Students with Disabilities	47	25.5%	8.5	Increased	Red	33.1%	Lower	48	14.6%	-10.9	Declined	Yellow	26.3%	Lower	54	13.0%	-1.6	Declined	Yellow	24.9%	Lower
Two or More	68	23.5%	4.2	Increased	Red	21.6%	Higher	73	8.2%	-15.3	Declined	Green	16.2%	Lower	74	6.8%	-1.5	Declined	Green	14.9%	Lower
White	123	13.8%	5.4	Increased	Orange	18.5%	Lower	117	8.5%	-5.3	Declined	Green	13.5%	Lower	114	8.8%	0.2	Maintained	Yellow	12.2%	Lower

Data Sources: California School Dashboard Research data files.

Open Charter Magnet

Board District: 4 | Region: West | Location Code: 5889

CA School Dashboard: Suspension Rate Indicator

This report shows the number of students who have been suspended at least once in the school year for all student groups in grades TK-12. A student is counted as suspended in the suspension rate only once regardless of multiple suspensions or multiple days of suspension. Please note that good performance on the Suspension Rate Indicator means having the lowest percentage of students suspended in the current year. A single asterisk (*) shows that the student group has fewer than 11 students and is not reported for privacy reasons. A cell with "–" means that data is not currently available. For student groups with less than 30 students with scores in the current and prior year, status and change are reported, but no performance level (color) will be reported. When comparing school to state, only numerically significant student groups of 30 or more will be compared for accountability purposes.

Source: Data collected by the California Department of Education (CDE) through the California Longitudinal Pupil Achievement Data System (CALPADS), California School Dashboard, and testing vendor. Aggregate data files are provided by the CDE – Data Reporting Office at http://www.cde.ca.gov/ds/sd/sd/filesenr.asp and California School Dashboard System of Support https://www.cde.ca.gov/ta/ac/cm/. Please note: There may be slight differences with some of the information in this report and with what is displayed in Dataquest and California School Dashboard due to changes in file modifications such as Date Modified, Date Posted, other data updates by the testing vendor and updates in CALPADS.

Suspension Rate Indicator - CA School Dashboard Indicator																						
	Dashboard 2023							Dashboard 2024							Dashboard 2025							
Student Group	Students	Suspension Rate	Change	Change Level	Color	State Suspension Rate	School vs State	Students	Suspension Rate	Change	Change Level	Color	State Suspension Rate	School vs State	Students	Suspension Rate	Change	Change Level	Color	State Suspension Rate	School vs State
All Students	400	0.0%	0.0	Maintained	Blue	3.5%	Lower	404	0.0%	0.0	Maintained	Blue	3.2%	Lower	392	0.0%	0.0	Maintained	Blue	2.9%	Lower
African American/Black	102	0.0%	0.0	Maintained	Blue	8.8%	Lower	102	0.0%	0.0	Maintained	Blue	8.4%	Lower	99	0.0%	0.0	Maintained	Blue	7.7%	Lower
Asian	22	0.0%	0.0	Maintained	--	1.1%	--	26	0.0%	0.0	Maintained	--	1.0%	--	27	0.0%	0.0	Maintained	--	1.0%	--
English Learner	14	0.0%	0.0	Maintained	--	3.7%	--	11	0.0%	0.0	Maintained	--	3.4%	--	8	*	*	*	*	3.2%	*
Latino	80	0.0%	0.0	Maintained	Blue	3.8%	Lower	80	0.0%	0.0	Maintained	Blue	3.4%	Lower	70	0.0%	0.0	Maintained	Blue	3.0%	Lower
Socioeconomically Disadvantaged	56	0.0%	0.0	Maintained	Blue	4.5%	Lower	70	0.0%	0.0	Maintained	Blue	4.0%	Lower	79	0.0%	0.0	Maintained	Blue	3.6%	Lower
Students with Disabilities	47	0.0%	0.0	Maintained	Blue	5.9%	Lower	48	0.0%	0.0	Maintained	Blue	5.4%	Lower	54	0.0%	0.0	Maintained	Blue	5.0%	Lower
Two or More	68	0.0%	0.0	Maintained	Blue	3.3%	Lower	73	0.0%	0.0	Maintained	Blue	3.0%	Lower	74	0.0%	0.0	Maintained	Blue	2.8%	Lower
White	123	0.0%	0.0	Maintained	Blue	2.9%	Lower	117	0.0%	0.0	Maintained	Blue	2.6%	Lower	116	0.0%	0.0	Maintained	Blue	2.4%	Lower

Data Sources: California School Dashboard Research data files.

Open Charter Magnet

Board District: 4 | Region: West | Location Code: 5889

Enrollment Report

This report displays CALPADS K-12 enrollment number and percentages of select student groups. Annual enrollment consists of the number of students primarily enrolled on Census Day (the first Wednesday in October). This information was submitted by local educational agencies (LEAs) and charter schools to the California Department of Education (CDE) as part of the annual Fall 1 data submission in the California Longitudinal Pupil Achievement Data System (CALPADS). These data were reviewed and certified in CALPADS as being accurate by authorized district or school personnel. In order to certify data in CALPADS, authorized district or charter school personnel are required to review the accuracy of all data associated with the applicable CALPADS submission. The CDE collects some data on GATE programs through the CALPADS; however, this information is submitted by LEAs on a voluntary basis and it wouldn't necessarily be accurate as per CDE.

Source: Data collected by the California Department of Education (CDE) through the California Longitudinal Pupil Achievement Data System (CALPADS), California School Dashboard, and testing vendor. Aggregate data files are provided by the CDE – Data Reporting Office at http://www.cde.ca.gov/ds/sd/sd/filesenr.asp and California School Dashboard System of Support https://www.cde.ca.gov/ta/ac/cm/. Please note: There may be slight differences with some of the information in this report and with what is displayed in Dataquest and California School Dashboard due to changes in file modifications such as Date Modified, Date Posted, other data updates by the testing vendor and updates in CALPADS.

Enrollment by Ethnicity and Student Group						
	2023-2024			2024-2025		
Student Group	**School**	**Los Angeles Unified**	**State of California**	**School**	**Los Angeles Unified**	**State of California**
Enrollment	404	529,902	5,837,690	390	516,685	5,806,221
F/R Meal	16.3%	80.6%	61.6%	19.7%	81.9%	62.7%
GATE	18.3%	11.6%	N/A	15.6%	13.0%	N/A
English Learner	2.7%	20.1%	18.4%	2.1%	18.6%	17.4%
Foster Youth	0.2%	0.6%	0.5%	0.0%	0.5%	0.5%
Homeless Youth	0.2%	2.1%	3.6%	0.3%	2.7%	4.0%
Socioeconomically Disadvantaged	16.3%	81.3%	62.7%	19.7%	82.4%	63.6%
Students w/ Disabilities	9.7%	14.8%	13.7%	10.8%	15.6%	14.2%
Migrant Youth	0.0%	0.2%	0.8%	0.0%	0.2%	0.8%
African American/Black	25.2%	7.3%	4.9%	25.4%	7.1%	4.9%
American Indian or Alaska Native	0.0%	0.1%	0.4%	0.0%	0.1%	0.4%
Asian	6.4%	3.4%	9.9%	6.9%	3.3%	10.1%
Filipino	1.5%	1.7%	2.2%	1.5%	1.6%	2.2%
Latino	19.8%	73.8%	56.1%	18.5%	73.6%	56.1%
Native Hawaiian or Pacific Islander	0.0%	0.2%	0.4%	0.0%	0.2%	0.4%
White	29.0%	9.8%	20.3%	28.7%	9.7%	20.0%
Two or More Races	11.4%	2.0%	4.6%	11.5%	2.1%	4.8%
Not Reported	6.7%	1.8%	1.1%	7.4%	2.2%	1.2%

N/A: The CDE does not publish centralized, statewide Gifted and Talented Education (GATE) data.

Data Source: Data Quest, Student and School Downloadable Data Files https://www.cde.ca.gov/ds/sd/sd/filesenr.asp

Open Charter Magnet

Board District: 4 | Region: West | Location Code: 5889

Long-Term English Learners (LTEL) and “At-Risk”

Note: The “EL Total” column in this report displays the summed total of the disaggregated English Learner (EL) data in the four columns under the “English Learners” heading. The “Total (Ever-EL)” column displays the summed total of the data in the “RFEP” column plus the data in the four columns under the “English Learners” heading OR the data in the “EL Total” column, but not both. The percent values displayed in this report are calculated as a percent of the “Total (Ever-EL)” which fully and more accurately considers what happens to all EL students over time, including those who are Reclassified Fluent English Proficient (RFEP). Source: Data collected by the California Department of Education (CDE) through the California Longitudinal Pupil Achievement Data System (CALPADS), California School Dashboard, and testing vendor. Aggregate data files are provided by the CDE – Data Reporting Office at http://www.cde.ca.gov/ds/sd/sd/filesenr.asp and California School Dashboard System of Support https://www.cde.ca.gov/ta/ac/cm/. Please note: There may be slight differences with some of the information in this report and with what is displayed in Dataquest and California School Dashboard due to changes in file modifications such as Date Modified, Date Posted, other data updates by the testing vendor and updates in CALPADS.

	2022-2023						2023-2024						2024-2025					
	School		Los Angeles Unified		State of California		School		Los Angeles Unified		State of California		School		Los Angeles Unified		State of California	
English Learners	#	%	#	%	#	%	#	%	#	%	#	%	#	%	#	%	#	%
LTEL 6+ Years	0	0.0%	17,921	7.3%	226,508	11.1%	0	0.0%	15,302	6.5%	211,186	10.6%	0	0.0%	13,052	5.9%	198,853	10.4%
At-Risk 4-5 Years	0	0.0%	17,295	7.1%	144,189	7.1%	0	0.0%	15,717	6.7%	136,188	6.8%	0	0.0%	11,406	5.2%	115,009	6.0%
EL 0-3 Years	11	64.7%	60,457	24.7%	505,486	24.8%	9	52.9%	60,574	25.7%	519,651	26.0%	7	50.0%	57,726	26.1%	516,862	26.9%
EL 4+ Years & Not At-Risk or LTEL	3	17.6%	18,850	7.7%	236,319	11.6%	2	11.8%	14,725	6.2%	207,768	10.4%	1	7.1%	13,775	6.2%	178,306	9.3%
EL Total	14	82.4%	114,523	46.8%	1,112,502	54.5%	11	64.7%	106,318	45.0%	1,074,793	53.8%	8	57.1%	95,959	43.3%	1,009,030	52.6%
RFEP	3	17.6%	130,377	53.2%	927,694	45.5%	6	35.3%	129,789	55.0%	924,422	46.2%	6	42.9%	125,465	56.7%	909,298	47.4%
Total Ever EL	17	100.0%	244,900	100.0%	2,040,196	100.0%	17	100.0%	236,107	100.0%	1,999,215	100.0%	14	100.0%	221,424	100.0%	1,918,328	100.0%

Data Source: Data Quest, Student and School Downloadable Data Files https://www.cde.ca.gov/ds/ad/filesltel.asp

Open Charter Magnet

Board District: 4 | Region: West | Location Code: 5889

Students with Disabilities Report

This report displays the K-12 enrollment and the number of K-12 students with disabilities total, by incidence category, and by eligibility as reported on the Census Day (First Wednesday in October) CALPADS Fall 1 Certified Student Profile List Report (Report 8.1) submitted by Local Education Agencies (LEAs). LEAs are required to "certify" specified data during submission windows. The CDE uses certified data for state and federal reporting and to develop accountability metrics. Once data are certified by an LEA following the close of the Amendment Window, they are "frozen" and cannot be amended. High Incidence is defined as students in the Other Health Impairment, Specific Learning Disability, and Speech or Language Impairment categories. Low Incidence Students are defined as those in the Autism, Deafness, Emotional Disturbance, Hard of Hearing, Intellectual Disability, Multiple Disabilities, Orthopedic Impairment, Traumatic Brain Injury, and Visual Impairment categories.

Special Education Enrollment by Category												
	2023-2024						2024-2025					
	School			Los Angeles Unified			School			Los Angeles Unified		
Total Enrollment	**404**			**529,902**			**390**			**516,685**		
Students with Disabilities	**# of SWD**	**% of Total SWD**	**% of Total Enrollment**	**# of SWD**	**% of Total SWD**	**% of Total Enrollment**	**# of SWD**	**% of Total SWD**	**% of Total Enrollment**	**# of SWD**	**% of Total SWD**	**% of Total Enrollment**
Total SWD Enrollment	39	100.0%	9.7%	78,319	100.0%	14.8%	42	100.0%	10.8%	80,505	100.0%	15.6%
High Incidence	29	74.4%	7.2%	52,153	66.6%	9.8%	30	71.4%	7.7%	52,412	65.1%	10.1%
Low Incidence	10	25.6%	2.5%	26,162	33.4%	4.9%	12	28.6%	3.1%	28,084	34.9%	5.4%
Autism	7	17.9%	1.7%	18,713	23.9%	3.5%	11	26.2%	2.8%	20,802	25.8%	4.0%
Deaf-Blindness	0	0.0%	0.0%	4	0.0%	0.0%	0	0.0%	0.0%	7	0.0%	0.0%
Deafness	0	0.0%	0.0%	188	0.2%	0.0%	0	0.0%	0.0%	178	0.2%	0.0%
Emotional Disturbance	1	2.6%	0.2%	1,148	1.5%	0.2%	0	0.0%	0.0%	1,082	1.3%	0.2%
Established Medical Disability	0	0.0%	0.0%	0	0.0%	0.0%	0	0.0%	0.0%	1	0.0%	0.0%
Hard of Hearing	1	2.6%	0.2%	971	1.2%	0.2%	1	2.4%	0.3%	931	1.2%	0.2%
Intellectual Disability	0	0.0%	0.0%	3,393	4.3%	0.6%	0	0.0%	0.0%	3,381	4.2%	0.7%
Multiple Disabilities	0	0.0%	0.0%	965	1.2%	0.2%	0	0.0%	0.0%	1,035	1.3%	0.2%
Other Health Impairment	5	12.8%	1.2%	10,930	14.0%	2.1%	5	11.9%	1.3%	11,596	14.4%	2.2%
Orthopedic Impairment	0	0.0%	0.0%	533	0.7%	0.1%	0	0.0%	0.0%	434	0.5%	0.1%
Specific Learning Disability	6	15.4%	1.5%	29,615	37.8%	5.6%	7	16.7%	1.8%	29,368	36.5%	5.7%
Speech or Language Impairment	18	46.2%	4.5%	11,608	14.8%	2.2%	18	42.9%	4.6%	11,448	14.2%	2.2%
Traumatic Brain Injury	1	2.6%	0.2%	66	0.1%	0.0%	0	0.0%	0.0%	66	0.1%	0.0%
Visual Impairment	0	0.0%	0.0%	185	0.2%	0.0%	0	0.0%	0.0%	175	0.2%	0.0%

Data Source: CALPADS 8.1 FALL 1 Certified Report. This information was submitted by local educational agencies (LEAs) and charter schools to the California Department of Education (CDE) as part of the annual Fall 1 data submission in the California Longitudinal Pupil Achievement Data System (CALPADS).

ATTACHMENT C

LOS ANGELES UNIFIED SCHOOL DISTRICT

Board of Education Report

DESEGREGATION IMPACT STATEMENT (DIS)
Open Charter Magnet
BOARD OF EDUCATION REPORT 376 – 25/26
June 12, 2026

I. Category of Proposed Action:
The proposed action would renew the charter for seven (7) years, beginning July 1, 2026 until June 30, 2033 to serve up to 383 students in grades K-5 in each year of the charter term.

II. Summary Description of Current District Practice:
Charter schools are schools of choice by legislation and are open to any student in the State of California. Charter schools are granted renewal for single charter status for a minimum period of two years to a maximum of seven (7) years, depending on the state's classification of High, Middle or Low for a charter school's performance pursuant to applicable law. Low performing charter schools may be renewed for a period of two years, Middle performing charter schools for five years, and High performing charter schools may receive a term of five, six or seven years. It should be noted, however, that although State legislation allows students to attend a charter school from any area in the state, the Los Angeles Unified School District (LAUSD) is under Court Order, Crawford v. LAUSD, which applies to all schools within or chartered through the LAUSD. Any modifications to the Court-Ordered Integration Program must first be approved by Student Integration Services.

III. Proposed Change:
The approval of this charter petition would renew the charter of Open Charter Magnet for seven (7) years beginning July 1, 2026 until June 30, 2033.

IV. Effects of This Proposal:
The Los Angeles Unified School District (LAUSD) does not guarantee availability of Court-ordered Integration funding. The charter school will be responsible for maintaining the Court Order and providing information requested by the LAUSD as set forth in the Charter petition. Modifications or school decisions cannot negatively impact or cause additional costs to the Court-ordered Integration budget.

V. Analyze the Impact of This Proposal on Integration, Desegregation, Re-segregation and/or Segregation:
If the Charter goals are met, there should be positive results on the five (5) Harms of Racial Isolation which are low academic achievement, low self-esteem, lack of access to post-secondary opportunities, interracial hostility and intolerance, and overcrowded conditions. The Court-ordered Integration Program for participating students will operate under various Court Orders for schools within the Los Angeles Unified School District. Any modification of the Court-ordered Integration Program must first be approved by Student Integration Services. Student Integration Services provided feedback for the charter petition to ensure compliance.

VI. If proposed action affects negatively any desegregation program, list other option(s) identified:
If the District Court-ordered Integration Guidelines are followed, there will not be a negative effect on the District's Court-ordered Integration Program.

PREPARED BY:

FABIOLA GARCIA DE ALBA
Specialist
Charter Schools Division

APPROVED BY:

KEITH H. ABRAHAMS, III
Executive Director
Student Integration Services

LOS ANGELES UNIFIED SCHOOL DISTRICT
Charter Schools Division

333 S. Beaudry Ave., 20th Floor
Los Angeles, CA 90017

Office: (213) 241-0399 • Fax: (213) 241-2054

ANDRÉS E. CHAIT
Acting Superintendent

CAROLYN SPAHT GONZALEZ
Chief of Staff

JOSÉ COLE-GUTIÉRREZ
Senior Executive Director of Strategy

MARLA WILLMOTT
Director, Charter Schools Division

AGREEMENT TO WAIVE AND EXTEND CHARTER PETITION TIMELINE

Charter petitioner(s) and charter school governing entity and/or board for the below named proposed/renewing charter school and governing board of the Los Angeles Unified School District ("Board") hereby mutually waive the 90-day timeline set forth in Education Code section 47605(b) and agree to extend the timeline as set forth below for the Board to grant or deny the proposed charter.

Proposed or Renewing Charter School: Open Charter Magnet

Date Charter Petition/Renewal Petition Accepted for Review: March 12, 2026

Parties hereby agree to extend the timeline as follows:

In the event that the Board, acting in its sole discretion, does not make the target date set forth below available for action on charter items, the date of the next regularly scheduled Board meeting made available by the Board for action on charter items.

The target date for Board action on the petition is: June 12, 2026

NOTE REGARDING PETITIONS: Execution of this agreement expressly waives and extends the timeline for Board action on the submitted petition.

By signing below, the representative/petitioner executing this agreement attests that they have the authority to enter and sign this agreement on behalf of the proposed or renewing charter school and its governing board.

Antoinette Cass Antoinette Cass — May 20, 2026
Authorized Representative/Petitioner — DATE
Proposed Charter School/Renewing Charter School

Fabiola Garcia De Alba — May 20, 2026
LAUSD Authorized Representative — DATE

Form REV. 05/13/2026

Return to Order of Business

TAB 24

Los Angeles Unified School District

333 South Beaudry Ave,
Los Angeles, CA 90017

Board of Education Report

File #: Rep-409-25/26, **Version:** 1 **Agenda Date:** 6/12/2026
In Control: Charter Schools Division

Approval of the Renewal Petition for Reseda Charter High (Affiliated Charter School) [PUBLIC HEARING]
Charter Schools Division

Brief Description:
(Approval of the Renewal Petition for Reseda Charter High) Recommends approval of the renewal petition for Reseda Charter High, a Middle performing, Conversion Affiliated charter school, with a benchmark in the area of academics (ELA for English Learners), located in Board District 4 and Region North, for five (5) years, beginning July 1, 2026, until June 30, 2031, to serve up to 1,578 students in grades 6-12 in each year of the charter term.

Action Proposed:
Approve the renewal petition for Reseda Charter High ("Charter School"), a Conversion Affiliated charter school, with a benchmark in the area of academics (ELA for English Learners), located in Board District 4 and Region North, for five (5) years, beginning July 1, 2026 until June 30, 2031, to serve up to 1,578 students in grades 6-12 in each year of the charter term. The recommendation for approval is based on the information set forth in the attached Staff Assessment and Recommendation Report.

Background:
Reseda Charter High is a 6-12 span school currently serving 1,322 students on a District site at 18230 Kittridge Street, Reseda, CA, 91335 in Board District 4 and Region North. Reseda Charter High was originally approved by the LAUSD Board of Education on May 1, 2018. Pursuant to Education Code section 47607.4, all charter schools whose term expires on or between January 1, 2022, and June 30, 2025, inclusive, shall have their term extended by two years, and all charter schools whose term expires on or between January 1, 2024, and June 30, 2027, inclusive, shall have their term extended by one additional year. Thus, by operation of law, the charter term for Reseda Charter High expires June 30, 2026.

On March 11, 2026, Reseda Charter High submitted its charter renewal petition application to the Charter Schools Division seeking to continue operations of its affiliated charter school. The 90-day statutory timeline for Board action on this petition runs through June 9, 2026. Pursuant to Education Code section 47605(b) and a waiver mutually agreed upon and executed by petitioners and the District, the timeline for Board action on this Petition has been extended to June 12, 2026.

An initial Public Hearing was held on March 13, 2026.

Based on a comprehensive review and assessment of Charter School's renewal petition application and its record of performance, staff has determined that Charter School has met the requirements for renewal and therefore recommends approval of the renewal petition.

Statutory Framework and Criteria for Renewal:
A charter school must demonstrate that it is eligible for a renewal of its charter by meeting specific renewal criteria outlined in the Charter Schools Act. The renewal criteria prescribed in Education Code sections 47607 and 47607.2 requires a three-pronged analysis:

Criterion 1: The Charter Schools Act provides that renewals are governed by the standards and criteria described in Education Code section 47605 applicable to initial petitions. The first criterion considered in reviewing a renewal petition requires an analysis of the following:

- Whether the petition includes a sound educational program;
- Whether the petition contains a reasonably comprehensive description of the 15 elements required for petitions;
- Whether the petition contains an affirmation of each of the conditions described in Education Code section 47605(e); and
- Whether the charter school is demonstrably unlikely to successfully implement the program set forth in the petition. Education Code section 47607(b) provides that renewals are governed by the standards and criteria described in section 47605 applicable to initial petitions. (The Board may not consider the community impact analysis or District fiscal analysis in determining whether to grant or deny a renewal petition).

Criterion 2**:** The Board is required to consider the charter school's performance on the California School Dashboard accountability indicators. Education Code sections 47607 and 47607.2 prescribe three-tiers of performance classification in which a charter school falls within one of the following categories - "high," "middle," or "low." The three-tier classification considers a charter school's performance on the California School Dashboard accountability indicators, with an emphasis on the measurements of academic performance.

Criterion 3: Notwithstanding Criterion 1 and 2, the Board must also consider whether the charter school's enrollment or dismissal practices are discriminatory as grounds for nonrenewal. (Ed. Code, § 47607(e).) Additionally, the Board considers whether the charter school has substantial fiscal or governance factors as grounds for nonrenewal. (Ed. Code, § 47607(e).)

Expected Outcomes:
Charter School is expected to operate its school in a manner consistent with Board action, policies and requirements, local, state, and federal law including ordinances, statutes, and regulations as well as with the terms and conditions set forth in Charter School's petition. The measurable pupil outcomes and method by which pupil progress toward outcomes will be measured are set forth in the charter petition.

Board Options and Consequences:
"Yes" - If the Board adopts the recommendation of approval of the renewal charter petition, Charter School would be authorized to continue operations as a charter school for the charter term beginning July 1, 2026.

"No" - If the Board does not adopt the recommendation of approval, and instead takes specific action to deny the renewal charter petition, Charter School would not be authorized to continue operations as a charter school. The petitioners may appeal a denial to Los Angeles County Board of Education. If the petition is approved on appeal by the Los Angeles County Board of Education, Charter School would be authorized by the Los Angeles County Board of Education. If the Los Angeles County Board of Education denies the renewal petition, the

petitioners may appeal that denial to the California State Board of Education. If the denial of the renewal petition is reversed by the California State Board of Education, the California State Board of Education shall designate, in consultation with the petitioners, either the LAUSD Board or the Los Angeles County Board of Education as the chartering authority. This Board Report No. 409, accompanying documents, and transcript of the Board meeting, shall constitute the Board of Education's adopted written findings of fact for the denial of Charter School renewal petition.

Policy Implications:
All provisions in the Affiliated FSDRL shall be consistent with and be governed by all applicable legal and District policy requirements. To the extent any inconsistency may exist between any provision contained in the Affiliated FSDRL and any applicable legal and District policy requirement, those applicable legal and District policy requirements shall control and the Affiliated FSDRL shall be updated accordingly.

Budget Impact:
As an affiliated charter school, Reseda Charter High is part of the District for purposes of special education.

As an affiliated charter, all revenues generated by the school will be received by LAUSD. The District will allocate school resources in the same manner as it does a non-charter school except as otherwise specified in the statute and in applicable District policies.

Student Impact:
As stated in the LAUSD Policy and Procedures for Charter Schools, "[W]hen the LAUSD Board authorizes and oversees a charter school, it establishes a relationship to advance its vision and mission and to accelerate gains in academic achievement and accountability for all of its students and public schools," (Policy, p.3). Based on a comprehensive review and assessment of Charter School's renewal petition application, staff has determined that Charter School has met the requirements for charter school approval.

Equity Impact:
Not applicable

Issues and Analysis:
If all applicable pending issues, including but not limited to special education requirements, special education local planning area (SELPA) requirements, governance, fiscal and facilities matters, are not resolved at the time of the Board meeting, the item may be pulled from the agenda to the extent consistent with the Charter Schools Act and the LAUSD Policy and Procedures for Charter Schools.

Attachments:
Attachment A- Staff Assessment and Recommendation Report
Attachment B- Reseda Charter High Data Set
Attachment C- Reseda Charter High RSM Data
Attachment D- Desegregation Impact Statement
Attachment E- Agreement to Waive and Extend Charter Petition Timeline

Petition will be available prior to the board meeting at the following link:
<https://drive.google.com/drive/folders/1hImzX3G1KmjKFUXBjVZOl3Ohr964q6u0?usp=sharing>

Submitted:
5/20/26

RESPECTFULLY SUBMITTED,

ANDRES E. CHAIT
Acting Superintendent

APPROVED BY:

CAROLYN SPAHT GONZALEZ
Chief of Staff

REVIEWED BY:

DEVORA NAVERA REED
General Counsel

✓ Approved as to form.

APPROVED & PRESENTED BY:

JOSÉ COLE-GUTIÉRREZ
Senior Executive Director of Strategy
Division of Data, Strategy, and Innovation

REVIEWED BY:

KURT E. JOHN
Deputy Chief Financial Officer

✓ Approved as to budget impact statement.

APPROVED & PRESENTED BY:

MARLA WILLMOTT
Director
Charter Schools Division

STAFF ASSESSMENT AND RECOMMENDATION REPORT

RENEWAL PETITION

Board of Education Report 409-25/26
June 12, 2026

School Name:	**Reseda Charter High (Affiliated Charter School)**		BOARD IS REQUIRED TO TAKE ACTION BY: **June 12, 2026**
Type of Charter School:	**Conversion Affiliated Charter School**		
Charter Operator	**Los Angeles Unified School District**		
Location Code:	**8814**		
Type of Site(s):	**District Site**		
Site Address(es):	**18230 Kittridge Street, Reseda, CA 91335**		
Board District(s):	**4**	Region(s):	**North**
Grade Levels Served:	**6-12**	Current Enrollment:	**1,322**
Grade Levels Authorized in Current Charter:	**6-12**	Approved Enrollment in Current Charter:	**1,735**
CONSIDERATION:	**Renewal**		
CDE PERFORMANCE CATEGORY: (PER CDE'S 2026 CLASSIFICATION)	**Middle Performing**		
STAFF RECOMMENDATION:	**Approval with a benchmark for a five (5)-year term (2026-2031)**		
PROPOSED BENCHMARKS:	The following benchmark is proposed for Reseda Charter High for the 2026-2031 charter term: In each year of the charter term, the charter school shall demonstrate academic growth in English Language Arts (ELA) for English Learners as reported on the California School Dashboard ELA Academic Performance Indicator by achieving a Distance from Standard (DFS) that has Increased or Increased Significantly from the prior year as measured by Change Level or achieved a DFS that is equal to or higher than their respective student group state average DFS. As part of ongoing oversight, the District will review the charter school's performance at its annual oversight visit to determine any appropriate actions, including consideration of the school's progress upon submission of a renewal petition at the end of the term of the charter.		

STAFF ASSESSMENT

I. ACTION PROPOSED

Staff recommends approval of the renewal petition for Reseda Charter High ("Charter School"), with a benchmark in the area of academics, located in Board District 4 and Region North, for a

term of five (5) years, beginning July 1, 2026, until June 30, 2031, to serve up to 1,578 students in grades 6-12 in each year of the charter term. Please note, for all District affiliated charter schools, the District determines each school's operational capacity annually in accordance with District policy.

II. RENEWAL REQUIREMENTS

Upon submission, District staff comprehensively reviews each renewal petition application to determine whether the school has met the requirements for renewal set forth in Education Code sections 47605, 47607, 47607.2, and 47611.5.

Criteria for Charter School Renewal and Grounds for Nonrenewal

As part of staff's holistic review of the renewal petition application, the charter school must be determined to be eligible for renewal of its charter under the specific renewal criteria outlined in the Charter Schools Act. The renewal criteria prescribed in Education Code sections 47607 and 47607.2 requires a three-pronged analysis:

- **Criterion 1:** Does the renewal petition include a sound educational program, a reasonably comprehensive description of the 15 elements required for petitions, an affirmation of each of the conditions described in Education Code section 47605(e), and are petitioners demonstrably unlikely to successfully implement the program set forth in the petition? (Ed. Code, § 47607(b).) **These criteria have been determined not to be bases for denial.**

- **Criterion 2:** Is the charter school "high," "middle," or "low" performing? (see Ed. Code, §§ 47607(c), 47607.2(a), and 47607.2(b).) Has the charter school attained measurable increases in academic achievement schoolwide and for numerically significant student groups served by the charter school, and does the charter school have strong postsecondary outcomes, if applicable? **These criteria have been determined not to be bases for denial.**

- **Criterion 3:** Is the charter school serving all pupils who wish to attend, or does the charter school have substantial fiscal or governance issues? (Ed. Code, § 47607(e).) **These criteria have been determined not to be bases for denial.**

Charter Petition Requirement:

Consistent with Education Code section 47611.5, the petition contains a declaration that the Los Angeles Unified School District is and shall be the exclusive public school employer of the employees working at or assigned to Charter School for the purposes of the Educational Employment Relations Act (EERA), Chapter 10.7 (commencing with Section 3540) of Division 4 of Title 1 of the Government Code.

- Does the petition contain a declaration of whether or not the Los Angeles Unified School District shall be deemed the exclusive public employer of the employees of the charter school? **This requirement has been determined not to be a basis for denial.**

III. GENERAL SCHOOL INFORMATION

A. School History

	Reseda Charter High
Initial Authorization:	On May 1, 2018, Reseda Charter High was authorized by the LAUSD Board of Education to serve 1,884 students in grades 9-12.
Most Recent Renewal	This is the charter school's first consideration for renewal. Pursuant to Education Code section 47607.4, all charter schools whose term expires on or between January 1, 2022, and June 30, 2025, inclusive, shall have their term extended by two years, and all charter schools whose term expires on or between January 1, 2024, and June 30, 2027, inclusive, shall have their term extended by one additional year. Thus, by operation of law, the charter term for Reseda Charter High expires June 30, 2026.
Approved Material Revisions of Current Charter:	The Board of Education approved a request for material revision on November 19, 2019, to add grade levels 6-8 to become a 6-12 span school. At the time of this action, the operational capacity for the school was determined to be 1,735 students.
Board Benchmarks in Current Charter Term:	Not applicable
Submission of Renewal Petition Application:	Reseda Charter High submitted its renewal petition application on March 11, 2026. The 90-day statutory timeline for Board action on the petition runs through June 9, 2026. Pursuant to Education Code section 47605(b) and a waiver mutually agreed upon and executed by petitioners and the District, the timeline for Board action on this Petition has been extended to June 12, 2026.
Concurrent Request for Material Revision:	Not applicable
Master Plan for English Learners and Standard English Learners:	Reseda Charter High implements the District's Master Plan for English Learners and Standard English Learners.
Special Education SELPA	As a District-affiliated charter school, Reseda Charter High is a member of the LAUSD SELPA.

B. Charter School Operator

As a District-affiliated charter school, Reseda Charter High is subject to the governance and control of the LAUSD Board of Education.

IV. STUDENT ACHIEVEMENT AND EDUCATIONAL PERFORMANCE

a. Summary

Reseda Charter High has been identified by the state as a Middle performing charter school. The recommendation for renewal has considered the schoolwide performance

and performance of numerically significant student groups and the state and local indicators reported on the California School Dashboard.

Overall, Charter School's Dashboard performance was higher on the English Language Progress Indicator (ELPI) and College/Career Indicator (CCI), but lower than the state in ELA, Math, and Science. Further analysis in ELA demonstrated lower outcomes for the charter school when compared to Resident Schools, but in Math, Charter School demonstrated higher outcomes when compared to Resident Schools.

Please see the Reseda Charter High data sets.

b. Measurements of Academic Performance on the California School Dashboard
The California School Dashboard displays performance for eight state measures. The Performance Level, or color, is based on two factors. The current year data for the measure (Status) and the difference between current year and prior year data (Change). The point at which these two levels intersect on the five-by-five table determines the color. From highest to lowest, the Performance Levels are Blue, Green, Yellow, Orange, and Red. Below, the 2023, 2024, and 2025, Dashboard Performance Levels (colors) are provided.

Reseda Charter High Dashboard Indicators

School Year	ELA	Math	Science	English Learner Progress	College/Career	Chronic Absenteeism	Graduation Rate	Suspension Rate
2022-2023	Orange	Orange	Not Applicable	Orange	Medium	Not Applicable	Orange	Green
2023-2024	Yellow	Yellow	No Performance Color	Blue	Blue	No Performance Color	Green	Yellow
2024-2025	Orange	Yellow	Yellow	Green	Yellow	Red	Green	Yellow

Data Sources: CA School Dashboard Research Files (https://www.cde.ca.gov/ta/ac/cm/dashboardresources.asp?tabsection=3)

c. English Language Arts Indicator
In 2023 in English Language Arts (ELA), the charter school's Distance from Standard (DFS) was lower than the state for All Students, and higher than the state for three of five numerically significant student groups. In 2024, in ELA, the charter school's DFS was lower than the state for All Students, and for three of five numerically significant student groups. In 2025, in ELA, the charter school's DFS was lower than the state for All Students, and for four of five numerically significant student groups.

As noted above, staff is recommending a benchmark in ELA for the English Learner student group. In order to increase student outcomes in ELA, charter school leaders report implementing supports for English Learner students such as language coaches, differentiated small group instruction by ELPAC proficiency level, and personalized intervention for newcomer students.

Reseda Charter High - English Language Arts Indicator - 2022-2023

Student Group	Charter Participation Rate	Charter Color	Charter ELA (DFS)	Charter Change	State Color	State ELA (DFS)	Charter to State Comparison (DFS)
All Students	**Met**	**Orange**	**-24.4**	**-19.0**	**Orange**	**-13.6**	**Lower**
Latino	Met	Orange	-34.6	-21.6	Orange	-40.2	Higher
White	Not Met	Orange	-25.2	-22.3	Green	20.8	Lower
English Learner	Met	Red	-113.9	2.0	Orange	-67.7	Lower
Socioeconomically Disadvantaged	Met	Orange	-24.1	-14.7	Orange	-42.6	Higher
Students with Disabilities	Not Met	Red	-90.8	-14.6	Red	-96.3	Higher

Data Sources: CA School Dashboard Research Files (https://www.cde.ca.gov/ta/ac/cm/dashboardresources.asp?tabsection=3)

Reseda Charter High - English Language Arts Indicator - 2023-2024

Student Group	Charter Participation Rate	Charter Color	Charter ELA (DFS)	Charter Change	State Color	State ELA (DFS)	Charter to State Comparison (DFS)
All Students	**Met**	**Yellow**	**-15.0**	**9.4**	**Orange**	**-13.2**	**Lower**
Latino	Met	Yellow	-29.0	5.6	Orange	-39.3	Higher
White	Met	Blue	18.1	43.3	Green	19.2	Lower
English Learner	Met	Orange	-96.4	17.6	Orange	-67.6	Lower
Socioeconomically Disadvantaged	Met	Orange	-27.3	-3.2	Orange	-40.9	Higher
Students with Disabilities	Not Met	Red	-100.7	-9.8	Red	-95.6	Lower

Data Sources: CA School Dashboard Research Files (https://www.cde.ca.gov/ta/ac/cm/dashboardresources.asp?tabsection=3)

Reseda Charter High - English Language Arts Indicator - 2024-2025

Student Group	Charter Participation Rate	Charter Color	Charter ELA (DFS)	Charter Change	State Color	State ELA (DFS)	Charter to State Comparison (DFS)
All Students	**Met**	**Orange**	**-29.5**	**-14.5**	**Yellow**	**-8.1**	**Lower**
Latino	Met	Orange	-44.4	-15.4	Yellow	-33.7	Lower
White	Met	Yellow	-1.9	-20.0	Green	23.8	Lower
English Learner	Met	Red	-99.4	-3.1	Yellow	-59.9	Lower
Socioeconomically Disadvantaged	Met	Orange	-38.6	-11.3	Yellow	-35.3	Lower
Students with Disabilities	Not Met	Orange	-83.3	17.4	Orange	-89.4	Higher

Data Sources: CA School Dashboard Research Files (https://www.cde.ca.gov/ta/ac/cm/dashboardresources.asp?tabsection=3)

d. Math Indicator

In 2023 and 2025 in Math, the charter school's DFS was lower than the state for All Students, and for all five numerically significant student groups. In 2024 in Math, the

charter school's DFS was lower than the state for All Students, and for four of five numerically significant student groups.

In order to improve student results in Math, school leaders report taking actions including holding regular data analysis meetings, conducting instructional rounds, and delivering professional development on topics such as lesson design, checks for understanding, and resource planning. Additionally, the school began providing personalized and differentiated Math instruction for at-risk students.

Reseda Charter High - Math Indicator - 2022-2023

Student Group	Charter Participation Rate	Charter Color	Charter Math (DFS)	Charter Change	State Color	State Math (DFS)	Charter to State Comparison (DFS)
All Students	**Met**	**Orange**	**-91.9**	**-5.5**	**Orange**	**-49.1**	**Lower**
Latino	Met	Orange	-102.8	-5.7	Orange	-80.8	Lower
White	Not Met	Orange	-85.6	-18.9	Yellow	-11.1	Lower
English Learner	Met	Red	-140.4	-1.8	Orange	-93.4	Lower
Socioeconomically Disadvantaged	Met	Orange	-96.3	-3.8	Yellow	-80.8	Lower
Students with Disabilities	Not Met	Orange	-158.8	9.6	Orange	-127.3	Lower

Data Sources: CA School Dashboard Research Files (https://www.cde.ca.gov/ta/ac/cm/dashboardresources.asp?tabsection=3)

Reseda Charter High - Math Indicator - 2023-2024

Student Group	Charter Participation Rate	Charter Color	Charter Math (DFS)	Charter Change	State Color	State Math (DFS)	Charter to State Comparison (DFS)
All Students	**Met**	**Yellow**	**-83.6**	**8.2**	**Orange**	**-47.6**	**Lower**
Latino	Met	Red	-104.6	-1.8	Orange	-79.2	Lower
White	Met	Green	-3.1	82.5	Yellow	-10.3	Higher
English Learner	Met	Red	-137.8	2.6	Orange	-93.4	Lower
Socioeconomically Disadvantaged	Met	Red	-95.4	0.9	Orange	-78.2	Lower
Students with Disabilities	Not Met	Red	-170.2	-11.4	Red	-124.3	Lower

Data Sources: CA School Dashboard Research Files (https://www.cde.ca.gov/ta/ac/cm/dashboardresources.asp?tabsection=3)

Reseda Charter High - Math Indicator - 2024-2025

Student Group	Charter Participation Rate	Charter Color	Charter Math (DFS)	Charter Change	State Color	State Math (DFS)	Charter to State Comparison (DFS)
All Students	**Met**	**Yellow**	**-78.9**	**4.8**	**Yellow**	**-42.4**	**Lower**
Latino	Met	Orange	-100.5	4.1	Yellow	-73.6	Lower
White	Met	Orange	-31.5	-28.4	Green	-6.2	Lower
English Learner	Met	Orange	-133.9	3.9	Yellow	-86.1	Lower

Student Group	Charter Participation Rate	Charter Color	Charter Math (DFS)	Charter Change	State Color	State Math (DFS)	Charter to State Comparison (DFS)
Socioeconomically Disadvantaged	Met	Yellow	-89.1	6.3	Yellow	-72.9	Lower
Students with Disabilities	Met	Orange	-147.3	22.9	Orange	-120.7	Lower

Data Sources: CA School Dashboard Research Files (https://www.cde.ca.gov/ta/ac/cm/dashboardresources.asp?tabsection=3)

e. Science Indicator

In 2024 in Science, the charter school's Science Points (SPs) were lower than the state for All Students and all five numerically significant student groups. In 2025 in Science, the charter school's SPs were lower than the state for All Students, and four of five numerically significant student groups.

In order to improve student results in Science, school leaders report taking actions including, but not limited to, encouraging students to take Biology, Chemistry, and Physics courses by 11th grade, implementing reading strategies such as Claim Evidence Reasoning, and integrating questions aligned to the California Science Test (CAST) into the school's science coursework.

Reseda Charter High - Science Indicator - 2023-2024

Student Group	Charter Participation Rate	Charter Color	Science Points	Charter Change	State Color	State Science Points	Charter to State Comparison
All Students	**Met**	**No Performance Color**	**47.1**	**0.6**	**No Performance Color**	**51.2**	**Lower**
Latino	Met	No Performance Color	44.4	0.1	No Performance Color	45.4	Lower
White	Not Met	No Performance Color	53.0	-1.1	No Performance Color	58.8	Lower
English Learner	Met	No Performance Color	33.7	0.9	No Performance Color	39.0	Lower
Socioeconomically Disadvantaged	Met	No Performance Color	45.0	1.0	No Performance Color	45.6	Lower
Students with Disabilities	Not Met	No Performance Color	34.0	7.1	No Performance Color	36.7	Lower

Data Sources: CA School Dashboard Research Files (https://www.cde.ca.gov/ta/ac/cm/dashboardresources.asp?tabsection=3)

Reseda Charter High - Science Indicator - 2024-2025

Student Group	Charter Participation Rate	Charter Color	Science Points	Charter Change	State Color	State Science Points	Charter to State Comparison
All Students	**Met**	**Yellow**	**47.7**	**0.6**	**Yellow**	**52.6**	**Lower**
Latino	Met	Orange	44.5	0.1	Yellow	47.1	Lower
White	Not Met	Yellow	51.8	-1.1	Green	60.2	Lower
English Learner	Met	Red	34.6	0.9	Yellow	41.1	Lower

Student Group	Charter Participation Rate	Charter Color	Science Points	Charter Change	State Color	State Science Points	Charter to State Comparison
Socioeconomically Disadvantaged	Met	Yellow	46.0	1.0	Yellow	47.1	Lower
Students with Disabilities	Not Met	Yellow	41.0	7.1	Orange	38.3	Higher

Data Sources: CA School Dashboard Research Files (https://www.cde.ca.gov/ta/ac/cm/dashboardresources.asp?tabsection=3)

f. English Learner Progress Indicator

In 2023 on the English Learner Progress Indicator (ELPI), the charter school's English Learner Progress Rate was lower than the state. In 2024 and 2025 on the ELPI, the charter school's English Learner Progress Rates for the English Learner and Long-term English Leaner student groups were higher than the state.

Reseda Charter High - English Learner Progress Indicator - 2022-2023

Student Group	Charter ELPAC Participation Rate	Charter Color	Charter EL Progress Rate	Charter Change	State Color	State EL Progress Rate	Charter to State Comparison
English Learner	Met	Orange	39.0%	-10.0%	Yellow	48.7%	Lower

Data Sources: CA School Dashboard Research Files (https://www.cde.ca.gov/ta/ac/cm/dashboardresources.asp?tabsection=3)

Reseda Charter High - English Learner Progress Indicator - 2023-2024

Student Group	Charter ELPAC Participation Rate	Charter Color	Charter EL Progress Rate	Charter Change	State Color	State EL Progress Rate	Charter to State Comparison
English Learner	Met	Blue	62.6%	23.7%	Orange	45.7%	Higher
Long-Term English Learner	Met	Blue	87.8%	39.6%	Orange	45.8%	Higher

Data Sources: CA School Dashboard Research Files (https://www.cde.ca.gov/ta/ac/cm/dashboardresources.asp?tabsection=3)

Reseda Charter High - English Learner Progress Indicator - 2024-2025

Student Group	Charter ELPAC Participation Rate	Charter Color	Charter EL Progress Rate	Charter Change	State Color	State EL Progress Rate	Charter to State Comparison
English Learner	Met	Green	62.5%	-0.1%	Yellow	46.4%	Higher
Long-Term English Learner	Met	No Performance Color	75.0%	-12.8%	Green	49.1%	Higher

Data Sources: CA School Dashboard Research Files (https://www.cde.ca.gov/ta/ac/cm/dashboardresources.asp?tabsection=3)

g. College/Career Indicator

In 2023 and 2024, the charter school's percentage of students prepared was higher than the state for All Students and for four of five numerically significant student groups. In 2025, the charter school's percentage of students prepared was higher than the state for All Students and for three of five numerically significant student groups.

Reseda Charter High - College/Career Indicator - 2022-2023

Student Group	Charter Level	Charter Prepared	State Level	State Prepared	Charter to State Comparison
All Students	**Medium**	**54.8%**	**Medium**	**43.9%**	**Higher**

Student Group	Charter Level	Charter Prepared	State Level	State Prepared	Charter to State Comparison
Latino	Medium	53.7%	Medium	35.5%	Higher
White	Medium	42.5%	Medium	53.2%	Lower
English Learner	Low	25.4%	Low	15.3%	Higher
Socioeconomically Disadvantaged	Medium	53.8%	Medium	35.4%	Higher
Students with Disabilities	Low	19.5%	Low	12.3%	Higher

Data Sources: CA School Dashboard Research Files (https://www.cde.ca.gov/ta/ac/cm/dashboardresources.asp?tabsection=3)

Reseda Charter High - College/Career Indicator - 2023-2024

Student Group	Charter Color	Charter Prepared	Charter Change	State Color	State Prepared	Charter to State Comparison
All Students	**Blue**	**64.1%**	**9.3%**	**Yellow**	**45.3%**	**Higher**
Latino	Blue	66.2%	12.5%	Yellow	37.4%	Higher
White	Green	48.6%	6.1%	Yellow	54.3%	Lower
English Learner	Green	47.7%	22.3%	Orange	17.2%	Higher
Socioeconomically Disadvantaged	Blue	63.5%	9.7%	Yellow	37.4%	Higher
Students with Disabilities	Green	38.5%	19.0%	Orange	13.5%	Higher

Data Sources: CA School Dashboard Research Files (https://www.cde.ca.gov/ta/ac/cm/dashboardresources.asp?tabsection=3)

Reseda Charter High - College/Career Indicator - 2024-2025

Student Group	Charter Color	Charter Prepared	Charter Change	State Color	State Prepared	Charter to State Comparison
All Students	**Yellow**	**55.7%**	**-8.4%**	**Green**	**51.7%**	**Higher**
Latino	Orange	53.2%	-13.0%	Green	45.1%	Higher
White	Green	54.5%	6.0%	Green	58.6%	Lower
English Learner	Orange	22.2%	-25.5%	Yellow	24.3%	Lower
Socioeconomically Disadvantaged	Orange	54.2%	-9.3%	Green	44.8%	Higher
Students with Disabilities	Orange	32.4%	-6.1%	Yellow	18.7%	Higher

Data Sources: CA School Dashboard Research Files (https://www.cde.ca.gov/ta/ac/cm/dashboardresources.asp?tabsection=3)

h. Chronic Absenteeism Indicator

Charter School's 2023 Chronic Absenteeism rate is not available on the California School Dashboard. In 2024 on the Chronic Absenteeism Indicator, the charter school's rate of chronic absenteeism was lower than the state for All Students, and for three of four numerically significant student groups. In 2025 on the Chronic Absenteeism Indicator, the charter school's rate of chronic absenteeism was lower than the state for All Students, and for two of four numerically significant student groups.

i. Graduation Indicator [HS only]
In 2023, 2024, and 2025, the charter school's percentage of graduated students was higher than the state for All Students and for a majority of numerically significant student groups. Reseda Charter High's students must meet A-G requirements with a grade of "C" or better.

j. Suspension Rate Indicator
In 2023 and 2024, the charter school's percentage of students suspended at least once was lower than the state for All Students, and for a majority of numerically significant student groups. In 2025, the charter school's percentage of students suspended at least once was lower than the state for All Students, and for all numerically significant student groups.

k. Dashboard Local Indicators
Staff also considered the Local Indicators (e.g., Basic: Teachers, Instructional Materials, Facilities; Implementation of Academic Standards; Parent and Family Engagement; Local Climate Survey; Access to a Broad Course of Study) which have all been reported as "Met" in 2023, 2024, and 2025.

l. Additional Information
Not applicable

V. ANNUAL PERFORMANCE-BASED OVERSIGHT RESULTS

In accordance with Education Code section 47604.32, the District's Charter Schools Division (CSD) conducts at least one school site visit each year where the CSD evaluates charter school performance in the following categories: Governance; Student Achievement and Educational Performance; Organizational Management, Programs, and Operations. Charter schools are rated in each category based on information and evidence gathered at the time of the annual performance-based oversight visit following a four-point rubric: (4) *Accomplished*, (3) *Proficient*, (2) *Developing*, and (1) *Unsatisfactory*. Please see below for Reseda Charter High's outcomes on its annual oversight evaluation reports for the last two years.

a. Governance

Oversight Ratings/Concerns	
2023-2024	*Proficient*
2024-2025	*Accomplished*
Concerns	No unresolved issues pending

b. Student Achievement and Educational Performance

Oversight Ratings/Concerns	
2023-2024	*Developing*
2024-2025	*Proficient*
Concerns	The rating of *Developing* in 2023-2024 was due to an average of applicable indicators

c. Organizational Management, Programs, and Operations

Oversight Ratings/Concerns	
2023-2024	*Proficient*
2024-2025	*Proficient*
Concerns	No unresolved issues pending

VI. FURTHER ANALYSIS FOR MIDDLE PERFORMING CHARTER SCHOOLS

Following the review of the foregoing performance data for this charter school placing a greater weight on academic performance on the California School Dashboard, staff determined that the school's performance in ELA and Math requires further review.

Based on the charter school's performance on California School Dashboard, Staff conducted a further analysis of ELA and Math in comparison to the Resident Schools Median (RSM).[1] As indicated in the tables below, when comparing the school to the RSM, Reseda Charter High's data indicates that its student performance on California School Dashboard in 2023 and 2025 was lower than the RSM for All Students and for a majority of numerically significant student groups in ELA. In 2024, however, Reseda Charter High performed higher than the RSM for All Students and for a majority of numerically significant student groups in ELA. In 2023 and 2025, Reseda Charter High's student performance was higher than the RSM for All Students and a majority of numerically significant groups in Math. In 2024, Reseda Charter High's student performance was higher than the RSM for All Students and for all numerically significant student groups in Math.

Resident Schools Analysis

Reseda Charter High 2022-2023 English Language Arts (Grades 3-8 and Grade 11) Academic Indicator Medians - CA School Dashboard Indicator

Student Group	Number of Students with Scores	Charter Color	Charter (DFS)	Resident Schools Number of Students with Scores	Resident Schools Median Color	Resident Schools Median (DFS)	Charter to Resident Schools Median Comparison (DFS)
All Students	**414**	**Orange**	**-24.4**	**10,918**	**Yellow**	**-17.1**	**Lower**
Latino	311	Orange	-34.6	7,999	Orange	-22.7	Lower
White	52	Orange	-25.2	1,432	Yellow	41.8	Lower
English Learner	95	Red	-113.9	2,302	Red	-130.9	Higher
Socioeconomically Disadvantaged	261	Orange	-24.1	7,384	Orange	-20.6	Lower
Students with Disabilities	66	Red	-90.8	1,603	Red	-119.7	Higher

Data Sources: California School 2023 Dashboard Research data files. 2024-2025 Resident Schools used for comparison.

[1] Per LAUSD Policy, a Resident Schools Median analysis is conducted for charter schools classified as Middle Performing, when determining whether closure of the charter school is in the best interest of pupils, among other factors.

Reseda Charter High 2023-2024 English Language Arts (Grades 3-8 and Grade 11) Academic Indicator Medians - CA School Dashboard Indicator

Student Group	Number of Students with Scores	Charter Color	Charter (DFS)	Resident Schools Number of Students with Scores	Resident Schools Median Color	Resident Schools Median (DFS)	Charter to Resident Schools Median Comparison (DFS)
All Students	**480**	**Yellow**	**-15.0**	**11,373**	**Yellow**	**-17.3**	**Higher**
Latino	366	Yellow	-29.0	8,479	Orange	-31.1	Higher
White	52	Blue	18.1	1,433	Green	28.7	Lower
English Learner	138	Orange	-96.4	2,750	Orange	-115.9	Higher
Socioeconomically Disadvantaged	414	Orange	-27.3	9,355	Orange	-24.5	Lower
Students with Disabilities	86	Red	-100.7	1,687	Orange	-100.7	Same

Data Sources: California School 2024 Dashboard Research data files. 2024-2025 Resident Schools used for comparison.

Reseda Charter High 2024-2025 English Language Arts (Grades 3-8 and Grade 11) Academic Indicator Medians - CA School Dashboard Indicator

Student Group	Number of Students with Scores	Charter Color	Charter (DFS)	Resident Schools Number of Students with Scores	Resident Schools Median Color	Resident Schools Median (DFS)	Charter to Resident Schools Median Comparison (DFS)
All Students	**408**	**Orange**	**-29.5**	**10,945**	**Yellow**	**-12.2**	**Lower**
Latino	302	Orange	-44.4	8,208	Yellow	-20.1	Lower
White	56	Yellow	-1.9	1,165	Green	45.1	Lower
English Learner	113	Red	-99.4	2,923	Orange	-100.9	Higher
Socioeconomically Disadvantaged	353	Orange	-38.6	9,215	Yellow	-16.1	Lower
Students with Disabilities	52	Orange	-83.3	1,654	Orange	-83.6	Higher

Data Sources: California School 2025 Dashboard Research data files. 2024-2025 Resident Schools used for comparison.

Reseda Charter High 2022-2023 Math (Grades 3-8 and Grade 11) Academic Indicator Medians - CA School Dashboard Indicator

Student Group	Number of Students with Scores	Charter Color	Charter (DFS)	Resident Schools Number of Students with Scores	Resident Schools Median Color	Resident Schools Median (DFS)	Charter to Resident Schools Median Comparison (DFS)
All Students	**417**	**Orange**	**-91.9**	**10,904**	**Orange**	**-111.8**	**Higher**
Latino	313	Orange	-102.8	8,000	Orange	-118.3	Higher
White	53	Orange	-85.6	1,423	Yellow	-58.4	Lower
English Learner	96	Red	-140.4	2,335	Red	-181.5	Higher

Reseda Charter High 2022-2023 Math (Grades 3-8 and Grade 11) Academic Indicator Medians - CA School Dashboard Indicator							
Student Group	**Number of Students with Scores**	**Charter Color**	**Charter (DFS)**	**Resident Schools Number of Students with Scores**	**Resident Schools Median Color**	**Resident Schools Median (DFS)**	**Charter to Resident Schools Median Comparison (DFS)**
Socioeconomically Disadvantaged	263	Orange	-96.3	7,383	Orange	-116.4	Higher
Students with Disabilities	67	Orange	-158.8	1,597	Orange	-187.2	Higher

Data Sources: California School 2023 Dashboard Research data files. 2024-2025 Resident Schools used for comparison.

Reseda Charter High 2023-2024 Math (Grades 3-8 and Grade 11) Academic Indicator Medians - CA School Dashboard Indicator							
Student Group	**Number of Students with Scores**	**Charter Color**	**Charter (DFS)**	**Resident Schools Number of Students with Scores**	**Resident Schools Median Color**	**Resident Schools Median (DFS)**	**Charter to Resident Schools Median Comparison (DFS)**
All Students	**481**	**Yellow**	**-83.6**	**11,425**	**Orange**	**-106.4**	**Higher**
Latino	365	Red	-104.6	8,511	Orange	-116.3	Higher
White	53	Green	-3.1	1,447	Yellow	-54.3	Higher
English Learner	140	Red	-137.8	2,857	Orange	-164.6	Higher
Socioeconomically Disadvantaged	415	Red	-95.4	9,413	Orange	-110.6	Higher
Students with Disabilities	86	Red	-170.2	1,683	Orange	-175.4	Higher

Data Sources: California School 2024 Dashboard Research data files. 2024-2025 Resident Schools used for comparison.

Reseda Charter High 2024-2025 Math (Grades 3-8 and Grade 11) Academic Indicator Medians - CA School Dashboard Indicator							
Student Group	**Number of Students with Scores**	**Charter Color**	**Charter (DFS)**	**Resident Schools Number of Students with Scores**	**Resident Schools Median Color**	**Resident Schools Median (DFS)**	**Charter to Resident Schools Median Comparison (DFS)**
All Students	**411**	**Yellow**	**-78.9**	**10,996**	**Yellow**	**-93.4**	**Higher**
Latino	302	Orange	-100.5	8,239	Yellow	-101.6	Higher
White	58	Orange	-31.5	1,206	Yellow	-30.7	Lower
English Learner	114	Orange	-133.9	3,004	Orange	-143.6	Higher
Socioeconomically Disadvantaged	356	Yellow	-89.1	9,266	Yellow	-96.7	Higher
Students with Disabilities	52	Orange	-147.3	1,650	Orange	-156.7	Higher

Data Sources: California School 2025 Dashboard Research data files. 2024-2025 Resident Schools used for comparison.

VII. FISCAL MANAGEMENT AND PERFORMANCE

As an affiliated charter school, the District is responsible for the fiscal management of Reseda Charter High.

Reseda Charter High

Board District: 4 | Region: North | Location Code: 8814

CA School Dashboard: Academic Performance - English Language Arts

This report shows the performance levels for the English Language Arts Academic Performance Indicator for all student groups in grades 3-8 and 11. It also shows the participation rate, number of students tested, DFS (status), and performance level (color) for three consecutive years of the CA Dashboard. Performance Levels (colors) have five possible values (Red, Orange, Yellow, Green, Blue). A single asterisk (*) shows that the student group has fewer than 11 students and is not reported for privacy reasons. A cell with "–" means that data is not currently available. For student groups with less than 30 students and scores in the current and prior year, status is reported, but performance level (color) is not reported. Note: Charter Schools are treated as schools (not LEAs) when it comes to reporting Foster Youth and Homeless student groups. Charter schools will need at least 30 or more Foster Youth, or 30 or more Homeless youth, to receive a status level for each student group. The Every Student Succeeds Act requires districts and schools to test at least 95 percent of all students and student groups in English Language Arts and Mathematics. It also requires states to factor the participation rate into the Academic Indicator. For any local educational agency (LEA), school, or student group with less than 95 percent of students tested, the ESSA requires a penalty to be applied to the Academic Indicator. To meet this federal requirement, California assigns the Lowest Obtainable Scale Score (LOSS) to each student needed to bring the participation rate of the school, district, and/or student group to 95 percent. The LOSS assigned to each of these students who did not test will be used in calculating the Distance from Standard (DFS). When comparing school to state, only numerically significant student groups of 30 or more will be compared for accountability purposes.

Source: Data collected by the California Department of Education (CDE) through the California Longitudinal Pupil Achievement Data System (CALPADS), California School Dashboard, and testing vendor. Aggregate data files are provided by the CDE – Data Reporting Office at http://www.cde.ca.gov/ds/sd/sd/filesenr.asp and California School Dashboard System of Support https://www.cde.ca.gov/ta/ac/cm/. Please note: There may be slight differences with some of the information in this report and with what is displayed in Dataquest and California School Dashboard due to changes in file modifications such as Date Modified, Date Posted, other data updates by the testing vendor and updates in CALPADS.

ELA (Grades 3-8 and Grade 11) Academic Indicator - CA School Dashboard Indicator																								
	Dashboard 2023								Dashboard 2024								Dashboard 2025							
Student Group	Part. Rate	Students w/ Scores	DFS	Change	Change Level	Color	State DFS	School vs State	Part. Rate	Students w/ Scores	DFS	Change	Change Level	Color	State DFS	School vs State	Part. Rate	Students w/ Scores	DFS	Change	Change Level	Color	State DFS	School vs State
All Students	96%	414	-24.4	-19.0	Declined Significantly	Orange	-13.6	Lower	98%	480	-15.0	9.4	Increased	Yellow	-13.2	Lower	98%	408	-29.5	-14.5	Declined	Orange	-8.1	Lower
African American/Black	94%	16	-74.4	-22.1	Declined Significantly	--	-59.6	--	93%	13	-31.9	42.5	Increased Significantly	--	-58.9	--	93%	11	-37.3	-5.3	Declined	--	-51.3	--
Asian	92%	22	22.9	-49.5	Declined Significantly	--	61.8	--	97%	28	56.8	33.9	Increased Significantly	--	60.7	--	95%	19	65.1	8.3	Increased	--	61.9	--
English Learner	96%	95	-113.9	2.0	Maintained	Red	-67.7	Lower	97%	138	-96.4	17.6	Increased Significantly	Orange	-67.6	Lower	100%	113	-99.4	-3.1	Declined	Red	-59.9	Lower
Filipino	100%	14	24.5	0.2	Maintained	--	44.0	--	100%	11	45.5	21.0	Increased Significantly	--	45.8	--	100%	8	*	*	*	*	49.6	*
Latino	98%	311	-34.6	-21.6	Declined Significantly	Orange	-40.2	Higher	98%	366	-29.0	5.6	Increased	Yellow	-39.3	Higher	99%	302	-44.4	-15.4	Declined Significantly	Orange	-33.7	Lower
Long-Term English Learner	--	--	--	--	--	--	--	--	88%	25	-126.2	-7.8	Declined	--	-109.6	--	100%	7	*	*	*	*	-104.5	*
Socioeconomically Disadvantaged	96%	261	-24.1	-14.7	Declined	Orange	-42.6	Higher	98%	414	-27.3	-3.2	Declined	Orange	-40.9	Higher	99%	353	-38.6	-11.3	Declined	Orange	-35.3	Lower
Students with Disabilities	91%	66	-90.8	-14.6	Declined	Red	-96.3	Higher	93%	86	-100.7	-9.8	Declined	Red	-95.6	Lower	93%	52	-83.3	17.4	Increased Significantly	Orange	-89.4	Higher
White	88%	52	-25.2	-22.3	Declined Significantly	Orange	20.8	Lower	96%	52	18.1	43.3	Increased Significantly	Blue	19.2	Lower	97%	56	-1.9	-20.0	Declined Significantly	Yellow	23.8	Lower

Data Sources: California School Dashboard Research data files.

Reseda Charter High

Board District: 4 | Region: North | Location Code: 8814

CA School Dashboard: Academic Performance - Math

This report shows the performance levels for the Mathematics Academic Performance Indicator for all student groups in grades 3-8 and 11. It also shows the participation rate, number of students tested, DFS (status), and performance level (color) for three consecutive years of the CA Dashboard. Performance Levels (colors) have five possible values (Red, Orange, Yellow, Green, Blue). A single asterisk (*) shows that the student group has fewer than 11 students and is not reported for privacy reasons. A cell with "–" means that data is not currently available. For student groups with less than 30 students and scores in the current and prior year, status is reported, but performance level (color) is not reported. Note: Charter Schools are treated as schools (not LEAs) when it comes to reporting Foster Youth and Homeless student groups. Charter schools will need at least 30 or more Foster Youth, or 30 or more Homeless youth, to receive a status level for each student group. The Every Student Succeeds Act requires districts and schools to test at least 95 percent of all students and student groups in English Language Arts and Mathematics. It also requires states to factor the participation rate into the Academic Indicator. For any local educational agency (LEA), school, or student group with less than 95 percent of students tested, the ESSA requires a penalty to be applied to the Academic Indicator. To meet this federal requirement, California assigns the Lowest Obtainable Scale Score (LOSS) to each student needed to bring the participation rate of the school, district, and/or student group to 95 percent. The LOSS assigned to each of these students who did not test will be used in calculating the Distance from Standard (DFS). When comparing school to state, only numerically significant student groups of 30 or more will be compared for accountability purposes.

Source: Data collected by the California Department of Education (CDE) through the California Longitudinal Pupil Achievement Data System (CALPADS), California School Dashboard, and testing vendor. Aggregate data files are provided by the CDE – Data Reporting Office at http://www.cde.ca.gov/ds/sd/sd/filesenr.asp and California School Dashboard System of Support https://www.cde.ca.gov/ta/ac/cm/. Please note: There may be slight differences with some of the information in this report and with what is displayed in Dataquest and California School Dashboard due to changes in file modifications such as Date Modified, Date Posted, other data updates by the testing vendor and updates in CALPADS.

Math (Grades 3-8 and Grade 11) Academic Indicator - CA School Dashboard Indicator

	Dashboard 2023								Dashboard 2024								Dashboard 2025							
Student Group	Part. Rate	Students w/ Scores	DFS	Change	Change Level	Color	State DFS	School vs State	Part. Rate	Students w/ Scores	DFS	Change	Change Level	Color	State DFS	School vs State	Part. Rate	Students w/ Scores	DFS	Change	Change Level	Color	State DFS	School vs State
All Students	97%	417	-91.9	-5.5	Declined	Orange	-49.1	Lower	97%	481	-83.6	8.2	Increased	Yellow	-47.6	Lower	98%	411	-78.9	4.8	Increased	Yellow	-42.4	Lower
African American/Black	100%	16	-147.9	-19.4	Declined Significantly	--	-104.5	--	93%	13	-133.0	14.9	Increased	--	-102.2	--	100%	11	-106.1	26.9	Increased Significantly	--	-95.8	--
Asian	92%	22	-36.0	-25.4	Declined Significantly	--	50.8	--	97%	28	-1.5	34.5	Increased Significantly	--	49.5	--	95%	19	43.1	44.6	Increased Significantly	--	51.9	--
English Learner	96%	96	-140.4	-1.8	Maintained	Red	-93.4	Lower	96%	140	-137.8	2.6	Maintained	Red	-93.4	Lower	99%	114	-133.9	3.9	Increased	Orange	-86.1	Lower
Filipino	100%	14	-38.5	1.5	Maintained	--	7.4	--	100%	12	-34.2	4.3	Increased	--	10.4	--	100%	8	*	*	*	*	14.2	*
Latino	98%	313	-102.8	-5.7	Declined	Orange	-80.8	Lower	97%	365	-104.6	-1.8	Maintained	Red	-79.2	Lower	99%	302	-100.5	4.1	Increased	Orange	-73.6	Lower
Long-Term English Learner	--	--	--	--	--	--	--	--	88%	25	-188.4	8.2	Increased	--	-163.5	--	100%	7	*	*	*	*	-158.9	*
Socioeconomically Disadvantaged	97%	263	-96.3	-3.8	Declined	Orange	-80.8	Lower	97%	415	-95.4	0.9	Maintained	Red	-78.2	Lower	99%	356	-89.1	6.3	Increased	Yellow	-72.9	Lower
Students with Disabilities	91%	67	-158.8	9.6	Increased	Orange	-127.3	Lower	92%	86	-170.2	-11.4	Declined	Red	-124.3	Lower	95%	52	-147.3	22.9	Increased Significantly	Orange	-120.7	Lower
White	87%	53	-85.6	-18.9	Declined Significantly	Orange	-11.1	Lower	98%	53	-3.1	82.5	Increased Significantly	Green	-10.3	Higher	97%	58	-31.5	-28.4	Declined Significantly	Orange	-6.2	Lower

Data Sources: California School Dashboard Research data files.

Reseda Charter High

Board District: 4 | Region: North | Location Code: 8814

CA School Dashboard: Academic Performance - Science

This report shows the performance levels for the Science Indicator for all student groups in grades 5, 8, and once during high school. It also shows the participation rate, number of students tested, science points (status), and performance level (color) for the 2025 CA Dashboard. Performance Levels (colors) have five possible values (Red, Orange, Yellow, Green, Blue). A single asterisk (*) shows that the student group has fewer than 11 students and is not reported for privacy reasons. A cell with "–" means that data is not currently available. For student groups with less than 30 students and scores in the current and prior year, status is reported, but performance level (color) is not reported. Note: Charter Schools are treated as schools (not LEAs) when it comes to reporting Foster Youth and Homeless student groups. Charter schools will need at least 30 or more Foster Youth, or 30 or more Homeless youth, to receive a status level for each student group. The Science Indicator is calculated using two components: Science Points (SPs) and participation rate. The California State Board of Education (SBE) adopted a participation rate requirement within the Science Indicator to require LEAs, schools, and student groups to test at least 95 percent of their students. If they fail to meet this target, a Lowest Obtainable Scale Score (LOSS) is assigned to each student needed to bring the participation rate of the LEAs, schools and/or student group to 95 percent. The LOSS assigned to each of these students who did not test will be used in calculating the average SPs. If an LEA, school, and/or student group participation rate is 95 percent or above, assigned LOSS is not applied. When comparing school to state, only numerically significant student groups of 30 or more will be compared for accountability purposes.

Source: Data collected by the California Department of Education (CDE) through the California Longitudinal Pupil Achievement Data System (CALPADS), California School Dashboard, and testing vendor. Aggregate data files are provided by the CDE – Data Reporting Office at http://www.cde.ca.gov/ds/sd/sd/filesenr.asp and California School Dashboard System of Support https://www.cde.ca.gov/ta/ac/cm/. Please note: There may be slight differences with some of the information in this report and with what is displayed in Dataquest and California School Dashboard due to changes in file modifications such as Date Modified, Date Posted, other data updates by the testing vendor and updates in CALPADS.

Science (Grades 5,8 and Once in HS) Academic Indicator - CA School Dashboard Indicator														
	Dashboard 2024						Dashboard 2025							
Student Group	Part. Rate	Students w/ Scores	Science Points	Color	State Science Points	School vs State	Part. Rate	Students w/ Scores	Science Points	Change	Change Level	Color	State Science Points	School vs State
All Students	97%	392	47.1	--	51.2	Lower	98%	264	47.7	0.6	Maintained	Yellow	52.6	Lower
African American/Black	100%	11	47.6	--	41.4	--	100%	9	*	*	*	*	43.4	*
Asian	95%	21	64.0	--	66.7	--	93%	15	65.4	1.4	Maintained	--	67.0	--
English Learner	97%	112	33.7	--	39.0	Lower	98%	74	34.6	0.9	Maintained	Red	41.1	Lower
Homeless Youth	93%	13	33.0	--	40.1	--	100%	6	*	*	*	*	41.5	*
Latino	98%	300	44.4	--	45.4	Lower	99%	198	44.5	0.1	Maintained	Orange	47.1	Lower
Long-Term English Learner	94%	16	28.3	--	32.8	--	100%	4	*	*	*	*	34.0	*
Socioeconomically Disadvantaged	98%	339	45.0	--	45.6	Lower	98%	235	46.0	1.0	Maintained	Yellow	47.1	Lower
Students with Disabilities	90%	71	34.0	--	36.7	Lower	94%	42	41.0	7.1	Increased Significantly	Yellow	38.3	Higher
White	93%	44	53.0	--	58.8	Lower	93%	35	51.8	-1.1	Maintained	Yellow	60.2	Lower

Data Sources: California School Dashboard Research data files.

Reseda Charter High

Board District: 4 | Region: North | Location Code: 8814

CA School Dashboard: English Learner Progress Indicator (ELPI)

This report shows the percentage of current English learner (EL) students making progress towards English language proficiency at their school for all student groups in grades 1-12. The English Learner Progress Indicator (ELPI) relies on the results of the Summative English Language Proficiency Assessment (ELPAC), including Summative Alternate ELPAC results, to determine EL student progress. For the EL students taking the Summative ELPAC, those who increase an ELPI level or maintain ELPAC Level 4 are counted as making progress towards English language proficiency. ELPI Change measures the rate at which schools are improving their ability to move their EL students towards English language proficiency. It is the difference between the prior year Status and the current year Status. A single asterisk (*) shows that the student group has fewer than 11 students and is not reported for privacy reasons. A cell with ''–'' means that data is not currently available. For student groups with less than 30 students and scores in the current and prior year, status is reported, but performance level (color) is not reported.

Data collected by the California Department of Education (CDE) through the California Longitudinal Pupil Achievement Data System (CALPADS), California School Dashboard, and testing vendor. Aggregate data files are provided by the CDE – Data Reporting Office at http://www.cde.ca.gov/ds/sd/sd/filesenr.asp and California School Dashboard System of Support https://www.cde.ca.gov/ta/ac/cm/. Please note: There may be slight differences with some of the information in this report and with what is displayed in Dataquest and California School Dashboard due to changes in file modifications such as Date Modified, Date Posted, other data updates by the testing vendor and updates in CALPADS.

English Learner Progress Indicator (ELPI) - CA School Dashboard Indicator

	Dashboard 2023							Dashboard 2024							Dashboard 2025						
Student Group	Students	ELPI	Change	Change Level	Color	State ELPI	School vs State	Students	ELPI	Change	Change Level	Color	State ELPI	School vs State	Students	ELPI	Change	Change Level	Color	State ELPI	School vs State
English Learner	195	39.0%	-10.0	Declined	Orange	48.7%	Lower	198	62.6%	23.7	Increased Significantly	Blue	45.7%	Higher	160	62.5%	-0.1	Maintained	Green	46.4%	Higher
Long-Term English Learner	--	--	--	--	--	--	--	49	87.8%	39.6	Increased Significantly	Blue	45.8%	Higher	28	75.0%	-12.8	Declined Significantly	--	49.1%	Higher

Student English Language Acquisition Results Summative ELPAC

		School				State of California			
End Year	Student Group	Progressed at Least One ELPI Level	Maintained ELPI Level 4	Maintained ELPI Level 1, 2L, 2H, 3L, 3H	Decreased at Least One ELPI Level	Progressed at Least One ELPI Level	Maintained ELPI Level 4	Maintained ELPI Level 1, 2L, 2H, 3L, 3H	Decreased at Least One ELPI Level
2023	EL	39.0%	0.0%	51.8%	8.7%	45.7%	2.3%	32.2%	18.3%
2024	EL	62.1%	0.0%	34.8%	2.5%	43.2%	1.9%	34.4%	19.1%
2024	LTEL	87.8%	0.0%	8.2%	4.1%	41.6%	3.4%	28.5%	24.7%
2025	EL	60.6%	1.9%	30.6%	6.3%	44.6%	1.3%	35.5%	17.2%
2025	LTEL	67.9%	7.1%	3.6%	21.4%	46.1%	2.4%	28.2%	21.6%

Districts and schools that do not meet the 95 percent participation rate on the Summative ELPAC and Summative Alternative ELPAC and have at least 30 EL students enrolled during the testing window (February 1 to May 31) will receive a modified ELPI rate on the California School Dashboard (Dashboard). For each district and school that does not meet the 95 percent target, the minimum number of students needed to reach a participation rate of at least 95 percent is determined. The resulting number of students will be counted as not making progress in the current ELPI Status calculation.

Summative ELPAC Participation Rate Report

		School				State of California			
End Year	Student Group	Students Tested During Testing Window	Students Enrolled During Testing Window	Partipation Rate	Partipation Rate Greater Than 95%	Students Tested During Testing Window	Students Enrolled During Testing Window	Partipation Rate	Partipation Rate Greater Than 95%
2023	EL	250	255	98.0%	Y	1,048,300	1,069,515	98.0%	Y
2023	LTEL	51	51	100.0%	Y	193,182	202,530	95.4%	Y
2024	EL	252	252	100.0%	Y	1,028,083	1,047,977	98.1%	Y
2024	LTEL	40	40	100.0%	Y	182,603	190,459	95.9%	Y
2025	EL	220	224	98.2%	Y	947,393	963,338	98.3%	Y
2025	LTEL	23	23	100.0%	Y	175,106	181,495	96.5%	Y

Reseda Charter High

Board District: 4 | Region: North | Location Code: 8814

CA School Dashboard: Academic Performance - College / Career

This report shows the percentage of current graduates who meet specific College/Career Indicator (CCI) “prepared” criteria for all student groups in grades 9-12. For the 2023 Dashboard, the CCI will report the most current year data or “status only”. Therefore the CCI will have performance displayed using one of five Status levels that range between Very Low (lowest performance), Low, Medium, High, and Very High (highest performance). A single asterisk (*) shows that the student group has fewer than 11 students and is not reported for privacy reasons. A cell with ‘‘–” means that data is not currently available. For student groups with 11-29 students or do not have at least 30 students with scores in the current and prior year, status and change are reported, and no performance level (color) will be reported. When comparing school to state, only numerically significant student groups of 30 or more will be compared for accountability purposes.

Source: Data collected by the California Department of Education (CDE) through the California Longitudinal Pupil Achievement Data System (CALPADS), California School Dashboard, and testing vendor. Aggregate data files are provided by the CDE – Data Reporting Office at http://www.cde.ca.gov/ds/sd/sd/filesenr.asp and California School Dashboard System of Support https://www.cde.ca.gov/ta/ac/cm/. Please note: There may be slight differences with some of the information in this report and with what is displayed in Dataquest and California School Dashboard due to changes in file modifications such as Date Modified, Date Posted, other data updates by the testing vendor and updates in CALPADS.

College / Career Academic Indicator (CCI) - CA School Dashboard Indicator																			
	Dashboard 2023					Dashboard 2024							Dashboard 2025						
Student Group	Students	CCI	Status Level	State CCI	School vs State	Students	CCI	Change	Change Level	Color	State CCI	School vs State	Students	CCI	Change	Change Level	Color	State CCI	School vs State
All Students	303	54.8%	Medium	43.9%	Higher	284	64.1%	9.3	Increased Significantly	Blue	45.3%	Higher	345	55.7%	-8.4	Declined	Yellow	51.7%	Higher
African American/Black	13	23.1%	Low	25.1%	--	12	33.3%	10.3	Increased	--	28.1%	--	8	*	*	*	*	35.7%	*
Asian	20	95.0%	Very High	75.8%	--	16	81.3%	-13.8	Declined	--	74.5%	--	20	80.0%	-1.3	Maintained	--	77.9%	--
English Learner	63	25.4%	Low	15.3%	Higher	44	47.7%	22.3	Increased	Green	17.2%	Higher	99	22.2%	-25.5	Declined	Orange	24.3%	Lower
Filipino	12	66.7%	High	65.2%	--	9	*	*	*	*	67.7%	*	9	*	*	*	*	74.6%	*
Homeless Youth	5	*	*	20.4%	*	11	36.4%	0.0	--	--	21.8%	--	15	26.7%	-9.7	Declined	--	26.5%	--
Latino	214	53.7%	Medium	35.5%	Higher	210	66.2%	12.5	Increased Significantly	Blue	37.4%	Higher	267	53.2%	-13.0	Declined Significantly	Orange	45.1%	Higher
Long-Term English Learner	--	--	--	--	--	20	45.0%	29.6	Increased	--	16.5%	--	26	34.6%	-10.4	Declined	--	24.9%	--
Socioeconomically Disadvantaged	275	53.8%	Medium	35.4%	Higher	274	63.5%	9.7	Increased Significantly	Blue	37.4%	Higher	321	54.2%	-9.3	Declined Significantly	Orange	44.8%	Higher
Students with Disabilities	77	19.5%	Low	12.3%	Higher	65	38.5%	19.0	Increased	Green	13.5%	Higher	68	32.4%	-6.1	Declined	Orange	18.7%	Higher
White	40	42.5%	Medium	53.2%	Lower	35	48.6%	6.1	Increased	Green	54.3%	Lower	33	54.5%	6.0	Increased	Green	58.6%	Lower

Data Sources: California School Dashboard Research data files.

Reseda Charter High

Board District: 4 | Region: North | Location Code: 8814

CA School Dashboard: Chronic Absenteeism

This report shows the percentage of students in Kindergarten through grade eight who were absent 10 percent or more of the school year for all student groups in grades TK-8. Please note that good performance on the Chronic Absenteeism indicator means having the lowest percentage of students chronically absent in the current year. A single asterisk (*) shows that the student group has fewer than 11 students and is not reported for privacy reasons. A cell with ''–'' means that data is not currently available. For student groups with less than 30 students with scores in the current and prior year, status is reported, but no performance level (color) will be reported. When comparing school to state, only numerically significant student groups of 30 or more will be compared for accountability purposes.

Source: Data collected by the California Department of Education (CDE) through the California Longitudinal Pupil Achievement Data System (CALPADS), California School Dashboard, and testing vendor. Aggregate data files are provided by the CDE – Data Reporting Office at http://www.cde.ca.gov/ds/sd/sd/filesenr.asp and California School Dashboard System of Support https://www.cde.ca.gov/ta/ac/cm/. Please note: There may be slight differences with some of the information in this report and with what is displayed in Dataquest and California School Dashboard due to changes in file modifications such as Date Modified, Date Posted, other data updates by the testing vendor and updates in CALPADS.

Chronic Absenteeism - CA School Dashboard Indicator																						
	Dashboard 2023							Dashboard 2024							Dashboard 2025							
Student Group	Students	Chronic Absenteeism	Change	Change Level	Color	State Chronic Absenteeism	School vs State	Students	Chronic Absenteeism	Change	Change Level	Color	State Chronic Absenteeism	School vs State	Students	Chronic Absenteeism	Change	Change Level	Color	State Chronic Absenteeism	School vs State
All Students	--	--	--	--	--	24.3%	--	194	11.3%	--	--	--	18.6%	Lower	244	15.6%	4.2	Increased Significantly	Red	17.1%	Lower
English Learner	--	--	--	--	--	26.3%	--	37	21.6%	--	--	--	20.1%	Higher	41	36.6%	15.0	Increased	Red	18.1%	Higher
Homeless Youth	--	--	--	--	--	38.7%	--	6	*	*	*	*	32.7%	*	11	54.5%	--	--	--	30.7%	--
Latino	--	--	--	--	--	28.4%	--	137	12.4%	--	--	--	21.7%	Lower	172	15.7%	3.3	Increased Significantly	Red	20.1%	Lower
Socioeconomically Disadvantaged	--	--	--	--	--	29.9%	--	168	12.5%	--	--	--	23.4%	Lower	208	16.8%	4.3	Increased Significantly	Red	21.7%	Lower
Students with Disabilities	--	--	--	--	--	33.1%	--	24	20.8%	--	--	--	26.3%	--	23	17.4%	-3.4	Declined	--	24.9%	--
Two or More	--	--	--	--	--	21.6%	--	8	*	*	*	*	16.2%	*	11	18.2%	--	--	--	14.9%	--
White	--	--	--	--	--	18.5%	--	31	6.5%	--	--	--	13.5%	Lower	42	19.0%	12.6	Increased	Orange	12.2%	Higher

Data Sources: California School Dashboard Research data files.

Reseda Charter High

Board District: 4 | Region: North | Location Code: 8814

CA School Dashboard: Suspension Rate Indicator

This report shows the number of students who have been suspended at least once in the school year for all student groups in grades TK-12. A student is counted as suspended in the suspension rate only once regardless of multiple suspensions or multiple days of suspension. Please note that good performance on the Suspension Rate Indicator means having the lowest percentage of students suspended in the current year. A single asterisk (*) shows that the student group has fewer than 11 students and is not reported for privacy reasons. A cell with "–" means that data is not currently available. For student groups with less than 30 students with scores in the current and prior year, status and change are reported, but no performance level (color) will be reported. When comparing school to state, only numerically significant student groups of 30 or more will be compared for accountability purposes.

Source: Data collected by the California Department of Education (CDE) through the California Longitudinal Pupil Achievement Data System (CALPADS), California School Dashboard, and testing vendor. Aggregate data files are provided by the CDE – Data Reporting Office at http://www.cde.ca.gov/ds/sd/sd/filesenr.asp and California School Dashboard System of Support https://www.cde.ca.gov/ta/ac/cm/. Please note: There may be slight differences with some of the information in this report and with what is displayed in Dataquest and California School Dashboard due to changes in file modifications such as Date Modified, Date Posted, other data updates by the testing vendor and updates in CALPADS.

Suspension Rate Indicator - CA School Dashboard Indicator																						
	Dashboard 2023							Dashboard 2024							Dashboard 2025							
Student Group	Students	Suspension Rate	Change	Change Level	Color	State Suspension Rate	School vs State	Students	Suspension Rate	Change	Change Level	Color	State Suspension Rate	School vs State	Students	Suspension Rate	Change	Change Level	Color	State Suspension Rate	School vs State
All Students	1,552	0.9%	0.1	Maintained	Green	3.5%	Lower	1,511	1.3%	0.4	Increased	Yellow	3.2%	Lower	1,469	1.6%	0.3	Increased	Yellow	2.9%	Lower
African American/Black	60	0.0%	-3.8	Declined	Blue	8.8%	Lower	58	3.4%	3.4	Increased	Orange	8.4%	Lower	56	5.4%	1.9	Increased	Orange	7.7%	Lower
Asian	84	0.0%	0.0	Maintained	Blue	1.1%	Lower	67	1.5%	1.5	Increased	Yellow	1.0%	Higher	61	0.0%	-1.5	Declined	Blue	1.0%	Lower
English Learner	300	0.3%	0.3	Increased	Green	3.7%	Lower	302	1.0%	0.7	Increased	Green	3.4%	Lower	278	2.2%	1.2	Increased	Yellow	3.2%	Lower
Filipino	36	2.8%	2.8	Increased	Orange	1.3%	Higher	32	0.0%	-2.8	Declined	Blue	1.2%	Lower	30	0.0%	0.0	Maintained	Blue	1.1%	Lower
Foster Youth	22	4.5%	-0.7	Declined	--	13.6%	--	17	5.9%	1.3	Increased	--	13.2%	--	14	7.1%	1.3	Increased	--	13.0%	--
Homeless Youth	--	--	--	--	--	6.5%	--	52	1.9%	--	--	--	5.7%	Lower	44	0.0%	-1.9	Declined	Blue	5.1%	Lower
Latino	1,141	1.0%	0.4	Increased	Yellow	3.8%	Lower	1,111	1.4%	0.4	Increased	Yellow	3.4%	Lower	1,079	1.8%	0.4	Increased	Yellow	3.0%	Lower
Long-Term English Learner	--	--	--	--	--	--	--	69	4.3%	3.0	Increased	Orange	8.1%	Lower	49	6.1%	1.8	Increased	Orange	7.0%	Lower
Socioeconomically Disadvantaged	983	0.9%	0.1	Maintained	Green	4.5%	Lower	1,321	1.3%	0.4	Increased	Yellow	4.0%	Lower	1,296	1.7%	0.4	Increased	Yellow	3.6%	Lower
Students with Disabilities	313	2.2%	1.2	Increased	Orange	5.9%	Lower	275	1.5%	-0.8	Declined	Green	5.4%	Lower	258	2.7%	1.3	Increased	Orange	5.0%	Lower
Two or More	20	0.0%	0.0	Maintained	--	3.3%	--	38	2.6%	2.6	Increased	--	3.0%	Lower	31	0.0%	-2.6	Declined	Blue	2.8%	Lower
White	203	1.0%	0.0	Maintained	Green	2.9%	Lower	198	0.5%	-0.5	Declined	Blue	2.6%	Lower	207	1.0%	0.5	Increased	Green	2.4%	Lower

Data Sources: California School Dashboard Research data files.

Reseda Charter High

Board District: 4 | Region: North | Location Code: 8814

CA School Dashboard: Graduation Rate Indicator

This report shows the combined four- and five-year graduation rate for comprehensive (or traditional) high schools and Dashboard Alternative School Status (DASS) schools for all student groups in grades 9-12. This rate is based on the number of high school students who graduate with a regular high school diploma in either four or five years. The 2025 Graduation Rate Indicator includes students from the most recent graduation cohort (Class of 2025) as well as students from the prior cohort (Class of 2024) who graduated in their fifth year of high school in 2023-25. A single asterisk (*) shows that the student group has fewer than 11 students and is not reported for privacy reasons. A cell with "–" means that data is not currently available. For student groups with less than 30 students with scores in the current and prior year, status is reported, but no performance level (color) will be reported. When comparing school to state, only numerically significant student groups of 30 or more will be compared for accountability purposes.

Source: Data collected by the California Department of Education (CDE) through the California Longitudinal Pupil Achievement Data System (CALPADS), California School Dashboard, and testing vendor. Aggregate data files are provided by the CDE – Data Reporting Office at http://www.cde.ca.gov/ds/sd/sd/filesenr.asp and California School Dashboard System of Support https://www.cde.ca.gov/ta/ac/cm/. Please note: There may be slight differences with some of the information in this report and with what is displayed in Dataquest and California School Dashboard due to changes in file modifications such as Date Modified, Date Posted, other data updates by the testing vendor and updates in CALPADS.

Graduation Rate Indicator - CA School Dashboard Indicator																						
	Dashboard 2023							Dashboard 2024							Dashboard 2025							
Student Group	Students	Graduation Rate	Change	Change Level	Color	State Graduation Rate	School vs State	Students	Graduation Rate	Change	Change Level	Color	State Graduation Rate	School vs State	Students	Graduation Rate	Change	Change Level	Color	State Graduation Rate	School vs State
All Students	304	88.8%	-1.7	Declined	Orange	86.4%	Higher	284	91.9%	3.1	Increased	Green	86.7%	Higher	345	92.5%	0.6	Maintained	Green	87.8%	Higher
African American/Black	13	92.3%	-2.9	Declined	--	78.5%	--	12	83.3%	-9.0	Declined Significantly	--	79.1%	--	8	*	*	*	*	82.6%	*
Asian	20	100.0%	5.0	Increased Significantly	--	94.5%	--	16	93.8%	-6.3	Declined Significantly	--	92.2%	--	20	100.0%	6.3	Increased Significantly	--	92.6%	--
English Learner	64	79.7%	7.8	Increased Significantly	Yellow	73.5%	Higher	44	88.6%	8.9	Increased Significantly	Green	77.9%	Higher	99	84.8%	-3.8	Declined	Orange	79.7%	Higher
Filipino	12	91.7%	--	--	--	94.7%	--	9	*	*	*	*	95.2%	*	9	*	*	*	*	95.4%	*
Homeless Youth	5	*	*	*	*	73.7%	*	11	90.9%	--	--	--	75.7%	--	15	86.7%	-4.2	Declined	--	77.1%	--
Latino	215	87.4%	-1.6	Declined	Orange	84.2%	Higher	210	94.3%	6.8	Increased Significantly	Blue	85.3%	Higher	267	92.9%	-1.4	Declined	Yellow	86.9%	Higher
Long-Term English Learner	--	--	--	--	--	--	--	20	90.0%	1.5	Increased	--	80.8%	--	26	92.3%	2.3	Increased	--	84.0%	--
Socioeconomically Disadvantaged	276	89.9%	-0.7	Maintained	Yellow	83.7%	Higher	274	92.0%	2.1	Increased	Green	84.4%	Higher	321	92.2%	0.2	Maintained	Green	86.2%	Higher
Students with Disabilities	77	72.7%	-10.6	Declined Significantly	Orange	72.7%	Same	65	73.8%	1.1	Increased	Yellow	74.4%	Lower	68	86.8%	12.9	Increased Significantly	Green	77.1%	Higher
White	40	87.5%	-8.9	Declined Significantly	--	89.8%	Lower	35	80.0%	-7.5	Declined Significantly	Orange	89.2%	Lower	33	87.9%	7.9	Increased Significantly	Green	89.0%	Lower

Data Sources: California School Dashboard Research data files.

Reseda Charter High

Board District: 4 | Region: North | Location Code: 8814

Enrollment Report

This report displays CALPADS K-12 enrollment number and percentages of select student groups. Annual enrollment consists of the number of students primarily enrolled on Census Day (the first Wednesday in October). This information was submitted by local educational agencies (LEAs) and charter schools to the California Department of Education (CDE) as part of the annual Fall 1 data submission in the California Longitudinal Pupil Achievement Data System (CALPADS). These data were reviewed and certified in CALPADS as being accurate by authorized district or school personnel. In order to certify data in CALPADS, authorized district or charter school personnel are required to review the accuracy of all data associated with the applicable CALPADS submission. The CDE collects some data on GATE programs through the CALPADS; however, this information is submitted by LEAs on a voluntary basis and it wouldn't necessarily be accurate as per CDE.

Source: Data collected by the California Department of Education (CDE) through the California Longitudinal Pupil Achievement Data System (CALPADS), California School Dashboard, and testing vendor. Aggregate data files are provided by the CDE – Data Reporting Office at http://www.cde.ca.gov/ds/sd/sd/filesenr.asp and California School Dashboard System of Support https://www.cde.ca.gov/ta/ac/cm/. Please note: There may be slight differences with some of the information in this report and with what is displayed in Dataquest and California School Dashboard due to changes in file modifications such as Date Modified, Date Posted, other data updates by the testing vendor and updates in CALPADS.

Enrollment by Ethnicity and Student Group						
	2023-2024			2024-2025		
Student Group	**School**	**Los Angeles Unified**	**State of California**	**School**	**Los Angeles Unified**	**State of California**
Enrollment	1,354	529,902	5,837,690	1,339	516,685	5,806,221
F/R Meal	87.5%	80.6%	61.6%	88.3%	81.9%	62.7%
GATE	19.6%	11.6%	N/A	21.7%	13.0%	N/A
English Learner	18.0%	20.1%	18.4%	16.9%	18.6%	17.4%
Foster Youth	0.8%	0.6%	0.5%	0.7%	0.5%	0.5%
Homeless Youth	2.0%	2.1%	3.6%	1.5%	2.7%	4.0%
Socioeconomically Disadvantaged	88.0%	81.3%	62.7%	88.6%	82.4%	63.6%
Students w/ Disabilities	18.2%	14.8%	13.7%	17.3%	15.6%	14.2%
Migrant Youth	0.0%	0.2%	0.8%	0.0%	0.2%	0.8%
African American/Black	3.4%	7.3%	4.9%	3.3%	7.1%	4.9%
American Indian or Alaska Native	0.0%	0.1%	0.4%	0.0%	0.1%	0.4%
Asian	4.9%	3.4%	9.9%	4.4%	3.3%	10.1%
Filipino	2.2%	1.7%	2.2%	2.1%	1.6%	2.2%
Latino	75.1%	73.8%	56.1%	74.8%	73.6%	56.1%
Native Hawaiian or Pacific Islander	0.4%	0.2%	0.4%	0.4%	0.2%	0.4%
White	12.5%	9.8%	20.3%	12.8%	9.7%	20.0%
Two or More Races	1.0%	2.0%	4.6%	1.5%	2.1%	4.8%
Not Reported	0.5%	1.8%	1.1%	0.7%	2.2%	1.2%

N/A: The CDE does not publish centralized, statewide Gifted and Talented Education (GATE) data.

Data Source: Data Quest, Student and School Downloadable Data Files https://www.cde.ca.gov/ds/sd/sd/filesenr.asp

Reseda Charter High

Board District: 4 | Region: North | Location Code: 8814

Long-Term English Learners (LTEL) and “At-Risk”

Note: The “EL Total” column in this report displays the summed total of the disaggregated English Learner (EL) data in the four columns under the “English Learners” heading. The “Total (Ever-EL)” column displays the summed total of the data in the “RFEP” column plus the data in the four columns under the “English Learners” heading OR the data in the “EL Total” column, but not both. The percent values displayed in this report are calculated as a percent of the “Total (Ever-EL)” which fully and more accurately considers what happens to all EL students over time, including those who are Reclassified Fluent English Proficient (RFEP). Source: Data collected by the California Department of Education (CDE) through the California Longitudinal Pupil Achievement Data System (CALPADS), California School Dashboard, and testing vendor. Aggregate data files are provided by the CDE – Data Reporting Office at http://www.cde.ca.gov/ds/sd/sd/filesenr.asp and California School Dashboard System of Support https://www.cde.ca.gov/ta/ac/cm/. Please note: There may be slight differences with some of the information in this report and with what is displayed in Dataquest and California School Dashboard due to changes in file modifications such as Date Modified, Date Posted, other data updates by the testing vendor and updates in CALPADS.

	2022-2023						2023-2024						2024-2025					
	School		Los Angeles Unified		State of California		School		Los Angeles Unified		State of California		School		Los Angeles Unified		State of California	
English Learners	#	%	#	%	#	%	#	%	#	%	#	%	#	%	#	%	#	%
LTEL 6+ Years	56	7.1%	17,921	7.3%	226,508	11.1%	47	6.0%	15,302	6.5%	211,186	10.6%	32	4.2%	13,052	5.9%	198,853	10.4%
At-Risk 4-5 Years	25	3.1%	17,295	7.1%	144,189	7.1%	28	3.6%	15,717	6.7%	136,188	6.8%	17	2.2%	11,406	5.2%	115,009	6.0%
EL 0-3 Years	135	17.0%	60,457	24.7%	505,486	24.8%	144	18.3%	60,574	25.7%	519,651	26.0%	149	19.6%	57,726	26.1%	516,862	26.9%
EL 4+ Years & Not At-Risk or LTEL	20	2.5%	18,850	7.7%	236,319	11.6%	25	3.2%	14,725	6.2%	207,768	10.4%	28	3.7%	13,775	6.2%	178,306	9.3%
EL Total	236	29.7%	114,523	46.8%	1,112,502	54.5%	244	31.0%	106,318	45.0%	1,074,793	53.8%	226	29.7%	95,959	43.3%	1,009,030	52.6%
RFEP	558	70.3%	130,377	53.2%	927,694	45.5%	543	69.0%	129,789	55.0%	924,422	46.2%	535	70.3%	125,465	56.7%	909,298	47.4%
Total Ever EL	794	100.0%	244,900	100.0%	2,040,196	100.0%	787	100.0%	236,107	100.0%	1,999,215	100.0%	761	100.0%	221,424	100.0%	1,918,328	100.0%

Data Source: Data Quest, Student and School Downloadable Data Files https://www.cde.ca.gov/ds/ad/filesltel.asp

Reseda Charter High

Board District: 4 | Region: North | Location Code: 8814

Students with Disabilities Report

This report displays the K-12 enrollment and the number of K-12 students with disabilities total, by incidence category, and by eligibility as reported on the Census Day (First Wednesday in October) CALPADS Fall 1 Certified Student Profile List Report (Report 8.1) submitted by Local Education Agencies (LEAs). LEAs are required to "certify" specified data during submission windows. The CDE uses certified data for state and federal reporting and to develop accountability metrics. Once data are certified by an LEA following the close of the Amendment Window, they are "frozen" and cannot be amended. High Incidence is defined as students in the Other Health Impairment, Specific Learning Disability, and Speech or Language Impairment categories. Low Incidence Students are defined as those in the Autism, Deafness, Emotional Disturbance, Hard of Hearing, Intellectual Disability, Multiple Disabilities, Orthopedic Impairment, Traumatic Brain Injury, and Visual Impairment categories.

Special Education Enrollment by Category												
	2023-2024						2024-2025					
	School			Los Angeles Unified			School			Los Angeles Unified		
Total Enrollment	**1,354**			**529,902**			**1,339**			**516,685**		
Students with Disabilities	**# of SWD**	**% of Total SWD**	**% of Total Enrollment**	**# of SWD**	**% of Total SWD**	**% of Total Enrollment**	**# of SWD**	**% of Total SWD**	**% of Total Enrollment**	**# of SWD**	**% of Total SWD**	**% of Total Enrollment**
Total SWD Enrollment	246	100.0%	18.2%	78,319	100.0%	14.8%	231	100.0%	17.3%	80,505	100.0%	15.6%
High Incidence	137	55.7%	10.1%	52,153	66.6%	9.8%	145	62.8%	10.8%	52,412	65.1%	10.1%
Low Incidence	109	44.3%	8.1%	26,162	33.4%	4.9%	86	37.2%	6.4%	28,084	34.9%	5.4%
Autism	52	21.1%	3.8%	18,713	23.9%	3.5%	43	18.6%	3.2%	20,802	25.8%	4.0%
Deaf-Blindness	0	0.0%	0.0%	4	0.0%	0.0%	0	0.0%	0.0%	7	0.0%	0.0%
Deafness	0	0.0%	0.0%	188	0.2%	0.0%	0	0.0%	0.0%	178	0.2%	0.0%
Emotional Disturbance	26	10.6%	1.9%	1,148	1.5%	0.2%	21	9.1%	1.6%	1,082	1.3%	0.2%
Established Medical Disability	0	0.0%	0.0%	0	0.0%	0.0%	0	0.0%	0.0%	1	0.0%	0.0%
Hard of Hearing	6	2.4%	0.4%	971	1.2%	0.2%	4	1.7%	0.3%	931	1.2%	0.2%
Intellectual Disability	17	6.9%	1.3%	3,393	4.3%	0.6%	13	5.6%	1.0%	3,381	4.2%	0.7%
Multiple Disabilities	4	1.6%	0.3%	965	1.2%	0.2%	3	1.3%	0.2%	1,035	1.3%	0.2%
Other Health Impairment	28	11.4%	2.1%	10,930	14.0%	2.1%	35	15.2%	2.6%	11,596	14.4%	2.2%
Orthopedic Impairment	4	1.6%	0.3%	533	0.7%	0.1%	2	0.9%	0.1%	434	0.5%	0.1%
Specific Learning Disability	108	43.9%	8.0%	29,615	37.8%	5.6%	109	47.2%	8.1%	29,368	36.5%	5.7%
Speech or Language Impairment	1	0.4%	0.1%	11,608	14.8%	2.2%	1	0.4%	0.1%	11,448	14.2%	2.2%
Traumatic Brain Injury	0	0.0%	0.0%	66	0.1%	0.0%	0	0.0%	0.0%	66	0.1%	0.0%
Visual Impairment	0	0.0%	0.0%	185	0.2%	0.0%	0	0.0%	0.0%	175	0.2%	0.0%

Data Source: CALPADS 8.1 FALL 1 Certified Report. This information was submitted by local educational agencies (LEAs) and charter schools to the California Department of Education (CDE) as part of the annual Fall 1 data submission in the California Longitudinal Pupil Achievement Data System (CALPADS).

Reseda Charter High

Resident Schools Data Set

Academic Performance Medians- English Language Arts

2022-2023 English Language Arts (Grades 3-8 and Grade 11) Academic Indicator Medians - CA School Dashboard Indicator						
School Name	**Percent of Students Enrolled in Magnet Gifted (If Applicable)**	**Student Group**	**Number of Students with Scores**	**Charter Performance Level (color)**	**Charter (DFS)**	**Charter to Resident Comparison (DFS)**
Reseda Charter High	N/A	All Students	414	Orange	-24.4	
Resident Schools	**Percent of Students Enrolled in Magnet Gifted (If Applicable)**	**Student Group**	**Number of Students with Scores**	**Resident Schools Median Color**	**Resident Schools Median (DFS)**	**Charter to Resident Comparison (DFS)**
Birmingham Community Charter High	N/A	All Students	679	Green	45.6	Lower
Canoga Park Senior High	N/A	All Students	268	Green	4.7	Lower
Cesar E. Chavez Learning Academies-Academy of Scientific Exploration (ASE)	N/A	All Students	79	Yellow	-23.9	Lower
Cesar E. Chavez Learning Academies-Social Justice Humanitas Academy	N/A	All Students	100	Green	14.5	Lower
Cesar E. Chavez Learning Academies-Technology Preparatory Academy	N/A	All Students	59	Red	-52.2	Higher
Chatsworth Charter High	N/A	All Students	296	Red	-45.5	Higher
Gaspar De Portola Charter Middle	N/A	All Students	1,320	Green	41.2	Lower
Grover Cleveland Charter High	N/A	All Students	616	Green	33.9	Lower
James Monroe High	N/A	All Students	392	Orange	-54.2	Higher
John A. Sutter Middle	N/A	All Students	766	Red	-81.4	Higher
John H. Francis Polytechnic	N/A	All Students	434	Orange	-17.1	Lower
Northridge Academy High	N/A	All Students	219	Green	4.7	Lower
Northridge Middle	N/A	All Students	630	Orange	-61.7	Higher

N/A: No Gifted/Highly Gifted Magnet program within the school.

2022-2023 English Language Arts (Grades 3-8 and Grade 11) Academic Indicator Medians - CA School Dashboard Indicator						792
School Name	**Percent of Students Enrolled in Magnet Gifted (If Applicable)**	**Student Group**	**Number of Students with Scores**	**Charter Performance Level (color)**	**Charter (DFS)**	**Charter to Resident Comparison (DFS)**
Panorama High	N/A	All Students	338	Red	-61.2	Higher
Robert Fulton College Preparatory	N/A	All Students	711	Red	-81.9	Higher
San Fernando Senior High	N/A	All Students	326	Yellow	-30.6	Higher
Sylmar Charter High	N/A	All Students	260	Yellow	-6.2	Lower
Taft Charter High	20%	All Students	436	Green	43.0	Lower
Ulysses S. Grant Senior High	N/A	All Students	339	Green	10.2	Lower
Valley Academy of Arts and Sciences	N/A	All Students	194	Blue	41.6	Lower
Van Nuys Senior High	N/A	All Students	492	Green	18.0	Lower
Vista Middle	N/A	All Students	1,035	Red	-85.0	Higher
William Mulholland Middle	N/A	All Students	929	Orange	-50.6	Higher
Resident Schools Median	**N/A**	**All Students**	**10,918**	**Yellow**	**-17.1**	**Lower**

Data Sources: California School 2023 Dashboard Research data files. 2024-2025 Resident Schools used for comparison.

Reseda Charter High 2022-2023 English Language Arts (Grades 3-8 and Grade 11) Academic Indicator Medians - CA School Dashboard Indicator							
Student Group	**Number of Students with Scores**	**Charter Color**	**Charter (DFS)**	**Resident Schools Number of Students with Scores**	**Resident Schools Median Color**	**Resident Schools Median (DFS)**	**Charter to Resident Schools Median Comparison (DFS)**
All Students	**414**	**Orange**	**-24.4**	**10,918**	**Yellow**	**-17.1**	**Lower**
Latino	311	Orange	-34.6	7,999	Orange	-22.7	Lower
White	52	Orange	-25.2	1,432	Yellow	41.8	Lower
English Learner	95	Red	-113.9	2,302	Red	-130.9	Higher
Socioeconomically Disadvantaged	261	Orange	-24.1	7,384	Orange	-20.6	Lower
Students with Disabilities	66	Red	-90.8	1,603	Red	-119.7	Higher

Data Sources: California School 2023 Dashboard Research data files. 2024-2025 Resident Schools used for comparison.

N/A: No Gifted/Highly Gifted Magnet program within the school.

2023-2024 English Language Arts (Grades 3-8 and Grade 11) Academic Indicator Medians - CA School Dashboard Indicator						
School Name	**Percent of Students Enrolled in Magnet Gifted (If Applicable)**	**Student Group**	**Number of Students with Scores**	**Charter Performance Level (color)**	**Charter (DFS)**	**Charter to Resident Comparison (DFS)**
Reseda Charter High	N/A	All Students	480	Yellow	-15.0	
Resident Schools	**Percent of Students Enrolled in Magnet Gifted (If Applicable)**	**Student Group**	**Number of Students with Scores**	**Resident Schools Median Color**	**Resident Schools Median (DFS)**	**Charter to Resident Comparison (DFS)**
Birmingham Community Charter High	N/A	All Students	683	Green	45.4	Lower
Canoga Park Senior High	N/A	All Students	307	Orange	-11.9	Lower
Cesar E. Chavez Learning Academies-Academy of Scientific Exploration (ASE)	N/A	All Students	103	Red	-65.2	Higher
Cesar E. Chavez Learning Academies-Social Justice Humanitas Academy	N/A	All Students	77	Orange	-15.9	Higher
Cesar E. Chavez Learning Academies-Technology Preparatory Academy	N/A	All Students	92	Yellow	-17.3	Higher
Chatsworth Charter High	N/A	All Students	405	Green	7.6	Lower
Gaspar De Portola Charter Middle	N/A	All Students	1,304	Green	41.0	Lower
Grover Cleveland Charter High	N/A	All Students	558	Green	45.9	Lower
James Monroe High	N/A	All Students	438	Yellow	-44.6	Higher
John A. Sutter Middle	N/A	All Students	750	Orange	-74.8	Higher
John H. Francis Polytechnic	N/A	All Students	493	Orange	-27.6	Higher
Northridge Academy High	N/A	All Students	221	Orange	-16.4	Higher
Northridge Middle	N/A	All Students	668	Red	-72.5	Higher
Panorama High	N/A	All Students	316	Orange	-49.2	Higher
Robert Fulton College Preparatory	N/A	All Students	740	Orange	-73.5	Higher
San Fernando Senior High	N/A	All Students	334	Orange	-39.6	Higher

N/A: No Gifted/Highly Gifted Magnet program within the school.

2023-2024 English Language Arts (Grades 3-8 and Grade 11) Academic Indicator Medians - CA School Dashboard Indicator						
School Name	**Percent of Students Enrolled in Magnet Gifted (If Applicable)**	**Student Group**	**Number of Students with Scores**	**Charter Performance Level (color)**	**Charter (DFS)**	**Charter to Resident Comparison (DFS)**
Sylmar Charter High	N/A	All Students	326	Orange	-26.4	Higher
Taft Charter High	20%	All Students	466	Green	36.3	Lower
Ulysses S. Grant Senior High	N/A	All Students	419	Green	21.0	Lower
Valley Academy of Arts and Sciences	N/A	All Students	195	Yellow	19.3	Lower
Van Nuys Senior High	N/A	All Students	488	Yellow	9.9	Lower
Vista Middle	N/A	All Students	1,057	Yellow	-62.9	Higher
William Mulholland Middle	N/A	All Students	933	Yellow	-37.4	Higher
Resident Schools Median	**N/A**	**All Students**	**11,373**	**Yellow**	**-17.3**	**Higher**

Data Sources: California School 2024 Dashboard Research data files. 2024-2025 Resident Schools used for comparison.

Reseda Charter High 2023-2024 English Language Arts (Grades 3-8 and Grade 11) Academic Indicator Medians - CA School Dashboard Indicator							
Student Group	**Number of Students with Scores**	**Charter Color**	**Charter (DFS)**	**Resident Schools Number of Students with Scores**	**Resident Schools Median Color**	**Resident Schools Median (DFS)**	**Charter to Resident Schools Median Comparison (DFS)**
All Students	**480**	**Yellow**	**-15.0**	**11,373**	**Yellow**	**-17.3**	**Higher**
Latino	366	Yellow	-29.0	8,479	Orange	-31.1	Higher
White	52	Blue	18.1	1,433	Green	28.7	Lower
English Learner	138	Orange	-96.4	2,750	Orange	-115.9	Higher
Socioeconomically Disadvantaged	414	Orange	-27.3	9,355	Orange	-24.5	Lower
Students with Disabilities	86	Red	-100.7	1,687	Orange	-100.7	Same

Data Sources: California School 2024 Dashboard Research data files. 2024-2025 Resident Schools used for comparison.

2024-2025 English Language Arts (Grades 3-8 and Grade 11) Academic Indicator Medians - CA School Dashboard Indicator						
School Name	**Percent of Students Enrolled in Magnet Gifted (If Applicable)**	**Student Group**	**Number of Students with Scores**	**Charter Performance Level (color)**	**Charter (DFS)**	**Charter to Resident Comparison (DFS)**
Reseda Charter High	N/A	All Students	408	Orange	-29.5	

N/A: No Gifted/Highly Gifted Magnet program within the school.

2024-2025 English Language Arts (Grades 3-8 and Grade 11) Academic Indicator Medians - CA School Dashboard Indicator						795
School Name	**Percent of Students Enrolled in Magnet Gifted (If Applicable)**	**Student Group**	**Number of Students with Scores**	**Charter Performance Level (color)**	**Charter (DFS)**	**Charter to Resident Comparison (DFS)**
Resident Schools	**Percent of Students Enrolled in Magnet Gifted (If Applicable)**	**Student Group**	**Number of Students with Scores**	**Resident Schools Median Color**	**Resident Schools Median (DFS)**	**Charter to Resident Comparison (DFS)**
Birmingham Community Charter High	N/A	All Students	686	Blue	64.4	Lower
Canoga Park Senior High	N/A	All Students	265	Orange	-12.4	Lower
Cesar E. Chavez Learning Academies-Academy of Scientific Exploration (ASE)	N/A	All Students	91	Yellow	-42.7	Higher
Cesar E. Chavez Learning Academies-Social Justice Humanitas Academy	N/A	All Students	81	Yellow	-6.3	Lower
Cesar E. Chavez Learning Academies-Technology Preparatory Academy	N/A	All Students	90	Yellow	-5.4	Lower
Chatsworth Charter High	N/A	All Students	374	Orange	-2.6	Lower
Gaspar De Portola Charter Middle	N/A	All Students	1,349	Blue	53.0	Lower
Grover Cleveland Charter High	N/A	All Students	596	Green	41.3	Lower
James Monroe High	N/A	All Students	441	Red	-47.1	Higher
John A. Sutter Middle	N/A	All Students	704	Yellow	-64.9	Higher
John H. Francis Polytechnic	N/A	All Students	444	Yellow	-21.4	Lower
Northridge Academy High	N/A	All Students	151	Green	14.6	Lower
Northridge Middle	N/A	All Students	599	Yellow	-45.1	Higher
Panorama High	N/A	All Students	296	Yellow	-23.8	Lower
Robert Fulton College Preparatory	N/A	All Students	715	Red	-81.4	Higher
San Fernando Senior High	N/A	All Students	299	Yellow	-24.1	Lower
Sylmar Charter High	N/A	All Students	295	Yellow	-12.2	Lower
Taft Charter High	20%	All Students	458	Green	42.4	Lower
Ulysses S. Grant Senior High	N/A	All Students	377	Green	32.1	Lower
Valley Academy of Arts and Sciences	N/A	All Students	149	Blue	37.1	Lower
Van Nuys Senior High	N/A	All Students	465	Yellow	6.2	Lower
Vista Middle	N/A	All Students	979	Yellow	-46.7	Higher
William Mulholland Middle	N/A	All Students	1,041	Yellow	-33.3	Higher
Resident Schools Median	**N/A**	**All Students**	**10,945**	**Yellow**	**-12.2**	**Lower**

N/A: No Gifted/Highly Gifted Magnet program within the school.

2024-2025 English Language Arts (Grades 3-8 and Grade 11) Academic Indicator Medians - CA School Dashboard Indicator						796
School Name	**Percent of Students Enrolled in Magnet Gifted (If Applicable)**	**Student Group**	**Number of Students with Scores**	**Charter Performance Level (color)**	**Charter (DFS)**	**Charter to Resident Comparison (DFS)**

Data Sources: California School 2025 Dashboard Research data files. 2024-2025 Resident Schools used for comparison.

Reseda Charter High 2024-2025 English Language Arts (Grades 3-8 and Grade 11) Academic Indicator Medians - CA School Dashboard Indicator

Student Group	Number of Students with Scores	Charter Color	Charter (DFS)	Resident Schools Number of Students with Scores	Resident Schools Median Color	Resident Schools Median (DFS)	Charter to Resident Schools Median Comparison (DFS)
All Students	**408**	**Orange**	**-29.5**	**10,945**	**Yellow**	**-12.2**	**Lower**
Latino	302	Orange	-44.4	8,208	Yellow	-20.1	Lower
White	56	Yellow	-1.9	1,165	Green	45.1	Lower
English Learner	113	Red	-99.4	2,923	Orange	-100.9	Higher
Socioeconomically Disadvantaged	353	Orange	-38.6	9,215	Yellow	-16.1	Lower
Students with Disabilities	52	Orange	-83.3	1,654	Orange	-83.6	Higher

Data Sources: California School 2025 Dashboard Research data files. 2024-2025 Resident Schools used for comparison.

N/A: No Gifted/Highly Gifted Magnet program within the school.

Reseda Charter High

Resident Schools Data Set

Academic Performance Medians- Math

2022-2023 Math (Grades 3-8 and Grade 11) Academic Indicator Medians - CA School Dashboard Indicator						
School Name	**Percent of Students Enrolled in Magnet Gifted (If Applicable)**	**Student Group**	**Number of Students with Scores**	**Charter Performance Level (color)**	**Charter (DFS)**	**Charter to Resident Comparison (DFS)**
Reseda Charter High	N/A	All Students	417	Orange	-91.9	
Resident Schools	**Percent of Students Enrolled in Magnet Gifted (If Applicable)**	**Student Group**	**Number of Students with Scores**	**Resident Schools Median Color**	**Resident Schools Median (DFS)**	**Charter to Resident Comparison (DFS)**
Birmingham Community Charter High	N/A	All Students	677	Yellow	-69.6	Lower
Canoga Park Senior High	N/A	All Students	267	Yellow	-111.8	Higher
Cesar E. Chavez Learning Academies-Academy of Scientific Exploration (ASE)	N/A	All Students	80	Yellow	-113.8	Higher
Cesar E. Chavez Learning Academies-Social Justice Humanitas Academy	N/A	All Students	100	Orange	-133.0	Higher
Cesar E. Chavez Learning Academies-Technology Preparatory Academy	N/A	All Students	60	Red	-179.9	Higher
Chatsworth Charter High	N/A	All Students	292	Orange	-103.0	Higher
Gaspar De Portola Charter Middle	N/A	All Students	1,316	Green	16.4	Lower
Grover Cleveland Charter High	N/A	All Students	615	Yellow	-63.8	Lower
James Monroe High	N/A	All Students	394	Red	-147.8	Higher
John A. Sutter Middle	N/A	All Students	763	Orange	-120.6	Higher
John H. Francis Polytechnic	N/A	All Students	431	Orange	-89.0	Lower
Northridge Academy High	N/A	All Students	219	Yellow	-86.7	Lower
Northridge Middle	N/A	All Students	629	Red	-116.8	Higher
Panorama High	N/A	All Students	337	Orange	-161.9	Higher

N/A: No Gifted/Highly Gifted Magnet program within the school.

2022-2023 Math (Grades 3-8 and Grade 11) Academic Indicator Medians - CA School Dashboard Indicator						798
School Name	**Percent of Students Enrolled in Magnet Gifted (If Applicable)**	**Student Group**	**Number of Students with Scores**	**Charter Performance Level (color)**	**Charter (DFS)**	**Charter to Resident Comparison (DFS)**
Robert Fulton College Preparatory	N/A	All Students	711	Red	-138.7	Higher
San Fernando Senior High	N/A	All Students	324	Red	-121.0	Higher
Sylmar Charter High	N/A	All Students	263	Yellow	-113.2	Higher
Taft Charter High	20%	All Students	428	Yellow	-30.6	Lower
Ulysses S. Grant Senior High	N/A	All Students	340	Orange	-99.1	Higher
Valley Academy of Arts and Sciences	N/A	All Students	194	Orange	-94.9	Higher
Van Nuys Senior High	N/A	All Students	490	Green	-56.7	Lower
Vista Middle	N/A	All Students	1,045	Red	-132.8	Higher
William Mulholland Middle	N/A	All Students	929	Yellow	-87.1	Lower
Resident Schools Median	**N/A**	**All Students**	**10,904**	**Orange**	**-111.8**	**Higher**

Data Sources: California School 2023 Dashboard Research data files. 2024-2025 Resident Schools used for comparison.

Reseda Charter High 2022-2023 Math (Grades 3-8 and Grade 11) Academic Indicator Medians - CA School Dashboard Indicator							
Student Group	**Number of Students with Scores**	**Charter Color**	**Charter (DFS)**	**Resident Schools Number of Students with Scores**	**Resident Schools Median Color**	**Resident Schools Median (DFS)**	**Charter to Resident Schools Median Comparison (DFS)**
All Students	**417**	**Orange**	**-91.9**	**10,904**	**Orange**	**-111.8**	**Higher**
Latino	313	Orange	-102.8	8,000	Orange	-118.3	Higher
White	53	Orange	-85.6	1,423	Yellow	-58.4	Lower
English Learner	96	Red	-140.4	2,335	Red	-181.5	Higher
Socioeconomically Disadvantaged	263	Orange	-96.3	7,383	Orange	-116.4	Higher
Students with Disabilities	67	Orange	-158.8	1,597	Orange	-187.2	Higher

Data Sources: California School 2023 Dashboard Research data files. 2024-2025 Resident Schools used for comparison.

N/A: No Gifted/Highly Gifted Magnet program within the school.

2023-2024 Math (Grades 3-8 and Grade 11) Academic Indicator Medians - CA School Dashboard Indicator						799
School Name	**Percent of Students Enrolled in Magnet Gifted (If Applicable)**	**Student Group**	**Number of Students with Scores**	**Charter Performance Level (color)**	**Charter (DFS)**	**Charter to Resident Comparison (DFS)**
Reseda Charter High	N/A	All Students	481	Yellow	-83.6	
Resident Schools	**Percent of Students Enrolled in Magnet Gifted (If Applicable)**	**Student Group**	**Number of Students with Scores**	**Resident Schools Median Color**	**Resident Schools Median (DFS)**	**Charter to Resident Comparison (DFS)**
Birmingham Community Charter High	N/A	All Students	684	Green	-57.9	Lower
Canoga Park Senior High	N/A	All Students	306	Yellow	-106.8	Higher
Cesar E. Chavez Learning Academies-Academy of Scientific Exploration (ASE)	N/A	All Students	104	Red	-134.2	Higher
Cesar E. Chavez Learning Academies-Social Justice Humanitas Academy	N/A	All Students	76	Red	-154.5	Higher
Cesar E. Chavez Learning Academies-Technology Preparatory Academy	N/A	All Students	90	Orange	-159.9	Higher
Chatsworth Charter High	N/A	All Students	405	Yellow	-67.8	Lower
Gaspar De Portola Charter Middle	N/A	All Students	1,307	Green	21.5	Lower
Grover Cleveland Charter High	N/A	All Students	558	Green	-48.1	Lower
James Monroe High	N/A	All Students	439	Orange	-132.9	Higher
John A. Sutter Middle	N/A	All Students	765	Orange	-106.4	Higher
John H. Francis Polytechnic	N/A	All Students	492	Orange	-102.2	Higher
Northridge Academy High	N/A	All Students	220	Orange	-88.2	Higher
Northridge Middle	N/A	All Students	668	Red	-125.6	Higher
Panorama High	N/A	All Students	314	Orange	-129.0	Higher
Robert Fulton College Preparatory	N/A	All Students	749	Orange	-130.7	Higher
San Fernando Senior High	N/A	All Students	334	Red	-123.5	Higher
Sylmar Charter High	N/A	All Students	322	Red	-116.1	Higher

N/A: No Gifted/Highly Gifted Magnet program within the school.

2023-2024 Math (Grades 3-8 and Grade 11) Academic Indicator Medians - CA School Dashboard Indicator						800
School Name	**Percent of Students Enrolled in Magnet Gifted (If Applicable)**	**Student Group**	**Number of Students with Scores**	**Charter Performance Level (color)**	**Charter (DFS)**	**Charter to Resident Comparison (DFS)**
Taft Charter High	20%	All Students	461	Yellow	-44.4	Lower
Ulysses S. Grant Senior High	N/A	All Students	424	Yellow	-78.1	Lower
Valley Academy of Arts and Sciences	N/A	All Students	196	Yellow	-83.7	Higher
Van Nuys Senior High	N/A	All Students	488	Orange	-70.9	Lower
Vista Middle	N/A	All Students	1,076	Orange	-117.4	Higher
William Mulholland Middle	N/A	All Students	947	Yellow	-84.2	Higher
Resident Schools Median	**N/A**	**All Students**	**11,425**	**Orange**	**-106.4**	**Higher**

Data Sources: California School 2024 Dashboard Research data files. 2024-2025 Resident Schools used for comparison.

Reseda Charter High 2023-2024 Math (Grades 3-8 and Grade 11) Academic Indicator Medians - CA School Dashboard Indicator							
Student Group	**Number of Students with Scores**	**Charter Color**	**Charter (DFS)**	**Resident Schools Number of Students with Scores**	**Resident Schools Median Color**	**Resident Schools Median (DFS)**	**Charter to Resident Schools Median Comparison (DFS)**
All Students	**481**	**Yellow**	**-83.6**	**11,425**	**Orange**	**-106.4**	**Higher**
Latino	365	Red	-104.6	8,511	Orange	-116.3	Higher
White	53	Green	-3.1	1,447	Yellow	-54.3	Higher
English Learner	140	Red	-137.8	2,857	Orange	-164.6	Higher
Socioeconomically Disadvantaged	415	Red	-95.4	9,413	Orange	-110.6	Higher
Students with Disabilities	86	Red	-170.2	1,683	Orange	-175.4	Higher

Data Sources: California School 2024 Dashboard Research data files. 2024-2025 Resident Schools used for comparison.

2024-2025 Math (Grades 3-8 and Grade 11) Academic Indicator Medians - CA School Dashboard Indicator						
School Name	**Percent of Students Enrolled in Magnet Gifted (If Applicable)**	**Student Group**	**Number of Students with Scores**	**Charter Performance Level (color)**	**Charter (DFS)**	**Charter to Resident Comparison (DFS)**
Reseda Charter High	N/A	All Students	411	Yellow	-78.9	

N/A: No Gifted/Highly Gifted Magnet program within the school.

2024-2025 Math (Grades 3-8 and Grade 11) Academic Indicator Medians - CA School Dashboard Indicator						801
School Name	**Percent of Students Enrolled in Magnet Gifted (If Applicable)**	**Student Group**	**Number of Students with Scores**	**Charter Performance Level (color)**	**Charter (DFS)**	**Charter to Resident Comparison (DFS)**
Resident Schools	**Percent of Students Enrolled in Magnet Gifted (If Applicable)**	**Student Group**	**Number of Students with Scores**	**Resident Schools Median Color**	**Resident Schools Median (DFS)**	**Charter to Resident Comparison (DFS)**
Birmingham Community Charter High	N/A	All Students	686	Green	-50.4	Lower
Canoga Park Senior High	N/A	All Students	265	Yellow	-94.1	Higher
Cesar E. Chavez Learning Academies-Academy of Scientific Exploration (ASE)	N/A	All Students	91	Orange	-121.5	Higher
Cesar E. Chavez Learning Academies-Social Justice Humanitas Academy	N/A	All Students	80	Yellow	-106.2	Higher
Cesar E. Chavez Learning Academies-Technology Preparatory Academy	N/A	All Students	89	Orange	-130.4	Higher
Chatsworth Charter High	N/A	All Students	374	Green	-55.2	Lower
Gaspar De Portola Charter Middle	N/A	All Students	1,353	Blue	35.5	Lower
Grover Cleveland Charter High	N/A	All Students	595	Green	-28.1	Lower
James Monroe High	N/A	All Students	440	Orange	-128.5	Higher
John A. Sutter Middle	N/A	All Students	719	Yellow	-93.4	Higher
John H. Francis Polytechnic	N/A	All Students	442	Yellow	-90.1	Higher
Northridge Academy High	N/A	All Students	150	Yellow	-81.6	Higher
Northridge Middle	N/A	All Students	603	Orange	-111.2	Higher
Panorama High	N/A	All Students	296	Orange	-119.4	Higher
Robert Fulton College Preparatory	N/A	All Students	727	Orange	-127.7	Higher
San Fernando Senior High	N/A	All Students	301	Yellow	-94.3	Higher
Sylmar Charter High	N/A	All Students	289	Orange	-114.7	Higher
Taft Charter High	20%	All Students	453	Green	-37.5	Lower
Ulysses S. Grant Senior High	N/A	All Students	378	Yellow	-65.4	Lower
Valley Academy of Arts and Sciences	N/A	All Students	149	Yellow	-75.0	Lower
Van Nuys Senior High	N/A	All Students	467	Yellow	-61.3	Lower
Vista Middle	N/A	All Students	991	Orange	-100.2	Higher
William Mulholland Middle	N/A	All Students	1,058	Yellow	-78.8	Lower
Resident Schools Median	**N/A**	**All Students**	**10,996**	**Yellow**	**-93.4**	**Higher**

N/A: No Gifted/Highly Gifted Magnet program within the school.

2024-2025 Math (Grades 3-8 and Grade 11) Academic Indicator Medians - CA School Dashboard Indicator						802
School Name	**Percent of Students Enrolled in Magnet Gifted (If Applicable)**	**Student Group**	**Number of Students with Scores**	**Charter Performance Level (color)**	**Charter (DFS)**	**Charter to Resident Comparison (DFS)**

Data Sources: California School 2025 Dashboard Research data files. 2024-2025 Resident Schools used for comparison.

Reseda Charter High 2024-2025 Math (Grades 3-8 and Grade 11) Academic Indicator Medians - CA School Dashboard Indicator

Student Group	Number of Students with Scores	Charter Color	Charter (DFS)	Resident Schools Number of Students with Scores	Resident Schools Median Color	Resident Schools Median (DFS)	Charter to Resident Schools Median Comparison (DFS)
All Students	**411**	**Yellow**	**-78.9**	**10,996**	**Yellow**	**-93.4**	**Higher**
Latino	302	Orange	-100.5	8,239	Yellow	-101.6	Higher
White	58	Orange	-31.5	1,206	Yellow	-30.7	Lower
English Learner	114	Orange	-133.9	3,004	Orange	-143.6	Higher
Socioeconomically Disadvantaged	356	Yellow	-89.1	9,266	Yellow	-96.7	Higher
Students with Disabilities	52	Orange	-147.3	1,650	Orange	-156.7	Higher

Data Sources: California School 2025 Dashboard Research data files. 2024-2025 Resident Schools used for comparison.

N/A: No Gifted/Highly Gifted Magnet program within the school.

ATTACHMENT D

LOS ANGELES UNIFIED SCHOOL DISTRICT

Board of Education Report

DESEGREGATION IMPACT STATEMENT (DIS)
Reseda Charter High
BOARD OF EDUCATION REPORT 409 – 25/26
June 12, 2026

I. Category of Proposed Action:
The proposed action would renew the charter for five (5) years, beginning July 1, 2026 until June 30, 2031 to serve up to 1,578 students in grades 6-12 in each year of the charter term.

II. Summary Description of Current District Practice:
Charter schools are schools of choice by legislation and are open to any student in the State of California. Charter schools are granted renewal for single charter status for a minimum period of two years to a maximum of seven (7) years, depending on the state's classification of High, Middle or Low for a charter school's performance pursuant to applicable law. Low performing charter schools may be renewed for a period of two years, Middle performing charter schools for five years, and High performing charter schools may receive a term of five, six or seven years. It should be noted, however, that although State legislation allows students to attend a charter school from any area in the state, the Los Angeles Unified School District (LAUSD) is under Court Order, Crawford v. LAUSD, which applies to all schools within or chartered through the LAUSD. Any modifications to the Court-Ordered Integration Program must first be approved by Student Integration Services.

III. Proposed Change:
The approval of this charter petition would renew the charter of Reseda Charter High for five (5) years beginning July 1, 2026 until June 30, 2031.

IV. Effects of This Proposal:
The Los Angeles Unified School District (LAUSD) does not guarantee availability of Court-ordered Integration funding. The charter school will be responsible for maintaining the Court Order and providing information requested by the LAUSD as set forth in the Charter petition. Modifications or school decisions cannot negatively impact or cause additional costs to the Court-ordered Integration budget.

V. Analyze the Impact of This Proposal on Integration, Desegregation, Re-segregation and/or Segregation:
If the Charter goals are met, there should be positive results on the five (5) Harms of Racial Isolation which are low academic achievement, low self-esteem, lack of access to post-secondary opportunities, interracial hostility and intolerance, and overcrowded conditions. The Court-ordered Integration Program for participating students will operate under various Court Orders for schools within the Los Angeles Unified School District. Any modification of the Court-ordered Integration Program must first be approved by Student Integration Services. Student Integration Services provided feedback for the charter petition to ensure compliance.

VI. If proposed action affects negatively any desegregation program, list other option(s) identified:
If the District Court-ordered Integration Guidelines are followed, there will not be a negative effect on the District's Court-ordered Integration Program.

PREPARED BY:

BRENT AUGENBLICK
Specialist
Charter Schools Division

APPROVED BY:

KEITH H. ABRAHAMS, III
Executive Director
Student Integration Services

LOS ANGELES UNIFIED SCHOOL DISTRICT
Charter Schools Division

333 S. Beaudry Ave., 20th Floor
Los Angeles, CA 90017

Office: (213) 241-0399 • Fax: (213) 241-2054

ANDRES E. CHAIT
Acting Superintendent

CAROLYN SPAHT GONZALEZ
Chief of Staff

JOSÉ COLE-GUTIÉRREZ
Senior Executive Director of Strategy

MARLA WILLMOTT
Director, Charter Schools Division

AGREEMENT TO WAIVE AND EXTEND CHARTER PETITION TIMELINE

Charter petitioner(s) and charter school governing entity and/or board for the below named proposed/renewing charter school and governing board of the Los Angeles Unified School District ("Board") hereby mutually waive the 90-day timeline set forth in Education Code section 47605(b) and agree to extend the timeline as set forth below for the Board to grant or deny the proposed charter.

Proposed or Renewing Charter School: Reseda Charter High

Date Charter Petition/Renewal Petition Accepted for Review: March 11, 2026

Parties hereby agree to extend the timeline as follows:

In the event that the Board, acting in its sole discretion, does not make the target date set forth below available for action on charter items, the date of the next regularly scheduled Board meeting made available by the Board for action on charter items.

The target date for Board action on the petition is: June 12, 2026

NOTE REGARDING PETITIONS: Execution of this agreement expressly waives and extends the timeline for Board action on the submitted petition.

By signing below, the representative/petitioner executing this agreement attests that they have the authority to enter and sign this agreement on behalf of the proposed or renewing charter school and its governing board.

Nazeli Fndryan-Abarca — 05/15/2026
Authorized Representative/Petitioner — DATE
Proposed Charter School/Renewing Charter School

5/15/2026
LAUSD Authorized Representative — DATE

Return to Order of Business

TAB 25

333 South Beaudry Ave,
Los Angeles, CA 90017

Los Angeles Unified School District

Board of Education Report

File #: Rep-450-25/26, **Version:** 1 **Agenda Date:** 6/12/2026
In Control: Charter Schools Division

Approval of the Renewal Petition for Taft Charter High (Affiliated Charter School) [PUBLIC HEARING]
Charter Schools Division

Brief Description:
(Approval of the Renewal Petition for Taft Charter High) Recommends approval of the renewal petition for Taft Charter High, a Middle performing, Conversion Affiliated charter school, with a benchmark in the area of academics (Math for Students with Disabilities), located in Board District 4 and Region North, for five (5) years, beginning July 1, 2026, until June 30, 2031, to serve up to 2,223 students in grades 9-12 in each year of the charter term.

Action Proposed:
Approve the renewal petition for Taft Charter High ("Charter School"), a Start-Up Affiliated charter school, with a benchmark in the area of academics (Math for Students with Disabilities), located in Board District 4 and Region North, for five (5) years, beginning July 1, 2026 until June 30, 2031, to serve up to 2,223 students in grades 9-12 in each year of the charter term. Please note, for all District affiliated charter schools, the District determines each school's operational capacity annually in accordance with District policy. The recommendation for approval is based on the information set forth in the attached Staff Assessment and Recommendation Report.

Background:
Taft Charter High is a 9-12 school currently serving 2,168 students on a District facility at 5461 Winnetka Avenue, Woodland Hills, CA, 91364 in Board District 4 and Region North. Taft Charter High was originally approved by the LAUSD Board of Education on May 14, 2013. On April 3, 2018, the charter school was renewed for a five-year term to serve 2,552 students in grades 9-12. Pursuant to Education Code section 47607.4, all charter schools whose term expires on or between January 1, 2022, and June 30, 2025, inclusive, shall have their term extended by two years, and all charter schools whose term expires on or between January 1, 2024, and June 30, 2027, inclusive, shall have their term extended by one additional year. Thus, by operation of law, the charter term for Taft Charter High expires June 30, 2026.

On March 12, 2026, Taft Charter High submitted its charter renewal petition application to the Charter Schools Division seeking to continue operations of its affiliated charter school. The 90-day statutory timeline for Board action on this petition runs through June 10, 2026. Pursuant to Education Code section 47605(b) and a waiver mutually agreed upon and executed by petitioners and the District, the timeline for Board action on this Petition has been extended to June 12, 2026.

An initial Public Hearing was held on April 21, 2026.

Based on a comprehensive review and assessment of Charter School's renewal petition application and its record of performance, staff has determined that Charter School has met the requirements for renewal and

therefore recommends approval of the renewal petition.

Statutory Framework and Criteria for Renewal:
A charter school must demonstrate that it is eligible for a renewal of its charter by meeting specific renewal criteria outlined in the Charter Schools Act. The renewal criteria prescribed in Education Code sections 47607 and 47607.2 requires a three-pronged analysis:

Criterion 1: The Charter Schools Act provides that renewals are governed by the standards and criteria described in Education Code section 47605 applicable to initial petitions. The first criterion considered in reviewing a renewal petition requires an analysis of the following:

- Whether the petition includes a sound educational program;
- Whether the petition contains a reasonably comprehensive description of the 15 elements required for petitions;
- Whether the petition contains an affirmation of each of the conditions described in Education Code section 47605(e); and
- Whether the charter school is demonstrably unlikely to successfully implement the program set forth in the petition. Education Code section 47607(b) provides that renewals are governed by the standards and criteria described in section 47605 applicable to initial petitions. (The Board may not consider the community impact analysis or District fiscal analysis in determining whether to grant or deny a renewal petition).

Criterion 2**:** The Board is required to consider the charter school's performance on the California School Dashboard accountability indicators. Education Code sections 47607 and 47607.2 prescribe three-tiers of performance classification in which a charter school falls within one of the following categories - "high," "middle," or "low." The three-tier classification considers a charter school's performance on the California School Dashboard accountability indicators, with an emphasis on the measurements of academic performance.

Criterion 3: Notwithstanding Criterion 1 and 2, the Board must also consider whether the charter school's enrollment or dismissal practices are discriminatory as grounds for nonrenewal. (Ed. Code, § 47607(e).) Additionally, the Board considers whether the charter school has substantial fiscal or governance factors as grounds for nonrenewal. (Ed. Code, § 47607(e).)

Expected Outcomes:
Charter School is expected to operate its school in a manner consistent with Board action, policies and requirements, local, state, and federal law including ordinances, statutes, and regulations as well as with the terms and conditions set forth in Charter School's petition. The measurable pupil outcomes and method by which pupil progress toward outcomes will be measured are set forth in the charter petition.

Board Options and Consequences:
"Yes" - If the Board adopts the recommendation of approval of the renewal charter petition, Charter School would be authorized to continue operations as a charter school for the charter term beginning July 1, 2026.

"No" - If the Board does not adopt the recommendation of approval, and instead takes specific action to deny the renewal charter petition, Charter School would not be authorized to continue operations as a charter school. The petitioners may appeal a denial to Los Angeles County Board of Education. If the petition is approved on

appeal by the Los Angeles County Board of Education, Charter School would be authorized by the Los Angeles County Board of Education. If the Los Angeles County Board of Education denies the renewal petition, the petitioners may appeal that denial to the California State Board of Education. If the denial of the renewal petition is reversed by the California State Board of Education, the California State Board of Education shall designate, in consultation with the petitioners, either the LAUSD Board or the Los Angeles County Board of Education as the chartering authority. This Board Report No. 450, accompanying documents, and transcript of the Board meeting, shall constitute the Board of Education's adopted written findings of fact for the denial of Charter School renewal petition.

Policy Implications:
All provisions in the Affiliated FSDRL shall be consistent with and be governed by all applicable legal and District policy requirements. To the extent any inconsistency may exist between any provision contained in the Affiliated FSDRL and any applicable legal and District policy requirement, those applicable legal and District policy requirements shall control and the Affiliated FSDRL shall be updated accordingly.

Budget Impact:
As an affiliated charter school, Taft Charter High is part of the District for purposes of special education.

As an affiliated charter, all revenues generated by the school will be received by LAUSD. The District will allocate school resources in the same manner as it does a non-charter school except as otherwise specified in the statute and in applicable District policies.

Student Impact:
As stated in the LAUSD Policy and Procedures for Charter Schools, "[W]hen the LAUSD Board authorizes and oversees a charter school, it establishes a relationship to advance its vision and mission and to accelerate gains in academic achievement and accountability for all of its students and public schools," (Policy, p.3). Based on a comprehensive review and assessment of Charter School's renewal petition application, staff has determined that Charter School has met the requirements for charter school approval.

Equity Impact:
Not applicable

Issues and Analysis:
If all applicable pending issues, including but not limited to special education requirements, special education local planning area (SELPA) requirements, governance, fiscal and facilities matters, are not resolved at the time of the Board meeting, the item may be pulled from the agenda to the extent consistent with the Charter Schools Act and the LAUSD Policy and Procedures for Charter Schools.

Attachments:
Attachment A- Staff Assessment and Recommendation Report
Attachment B- Taft Charter High Data Set
Attachment C- Desegregation Impact Statement
Attachment D- Agreement to Waive and Extend Charter Petition Timeline

Petition will be available prior to the board meeting at the following link:
<https://drive.google.com/drive/folders/1zAgs4f8-eOf3MVZYNmryDAnhdnkSx-Bl?usp=sharing>

Submitted:
5/20/26

RESPECTFULLY SUBMITTED,

ANDRES E. CHAIT
Acting Superintendent

APPROVED BY:

CAROLYN SPAHT GONZALEZ
Chief of Staff

REVIEWED BY:

DEVORA NAVERA REED
General Counsel

✓ Approved as to form.

APPROVED & PRESENTED BY:

JOSÉ COLE-GUTIÉRREZ
Senior Executive Director of Strategy
Division of Data, Strategy, and Innovation

REVIEWED BY:

KURT E. JOHN
Deputy Chief Financial Officer

✓ Approved as to budget impact statement.

APPROVED & PRESENTED BY:

MARLA WILLMOTT
Director
Charter Schools Division

STAFF ASSESSMENT AND RECOMMENDATION REPORT
RENEWAL PETITION

Board of Education Report 450-25/26
June 12, 2026

School Name:	**Taft Charter High (Affiliated Charter School)**		BOARD IS REQUIRED TO TAKE ACTION BY: **June 12, 2026**
Type of Charter School:	**Conversion Affiliated**		
Charter Operator	**Los Angeles Unified School District**		
Location Code:	**8880**		
Type of Site(s):	**District Site**		
Site Address(es):	**5461 Winnetka Avenue, Woodland Hills, CA, 91364**		
Board District(s):	**4**	Region(s):	**North**
Grade Levels Served:	**9-12**	Current Enrollment:	**2,168**
Grade Levels Authorized in Current Charter:	**9-12**	Approved Enrollment in Current Charter:	**2,552**
CONSIDERATION:	**Renewal**		
CDE PERFORMANCE CATEGORY: (PER CDE'S 2026 CLASSIFICATION)	**Middle Performing**		
STAFF RECOMMENDATION:	**Approval with a benchmark for a five (5)-year term (2026-2031)**		
PROPOSED BENCHMARKS:	The following benchmark is proposed for Taft Charter High for the 2026-2031 charter term: 1. In each year of the charter term, the charter school shall demonstrate academic growth in Math for Students with Disabilities as reported on the California School Dashboard Math Academic Performance Indicator by achieving a Distance from Standard (DFS) that has Increased or Increased Significantly from the prior year as measured by Change Level or achieved a DFS that is equal to or higher than their respective student group state average DFS. As part of ongoing oversight, the District will review the charter school's performance at its annual oversight visit to determine any appropriate actions, including consideration of the school's progress upon submission of a renewal petition at the end of the term of the charter.		

STAFF ASSESSMENT

I. ACTION PROPOSED

Staff recommends approval of the renewal petition for Taft Charter High ("Charter School"), with a benchmark in the area of academics, located in Board District 4 and Region North, for a term of five (5) years, beginning July 1, 2026, until June 30, 2031, to serve up to 2,223 students in grades

9-12 in each year of the charter term. Please note, for all District affiliated charter schools, the District determines each school's operational capacity annually in accordance with District policy.

II. RENEWAL REQUIREMENTS

Upon submission, District staff comprehensively reviews each renewal petition application to determine whether the school has met the requirements for renewal set forth in Education Code sections 47605, 47607, 47607.2, and 47611.5.

Criteria for Charter School Renewal and Grounds for Nonrenewal

As part of staff's holistic review of the renewal petition application, the charter school must be determined to be eligible for renewal of its charter under the specific renewal criteria outlined in the Charter Schools Act. The renewal criteria prescribed in Education Code sections 47607 and 47607.2 requires a three-pronged analysis:

- **Criterion 1:** Does the renewal petition include a sound educational program, a reasonably comprehensive description of the 15 elements required for petitions, an affirmation of each of the conditions described in Education Code section 47605(e), and are petitioners demonstrably unlikely to successfully implement the program set forth in the petition? (Ed. Code, § 47607(b).) **These criteria have been determined not to be bases for denial.**

- **Criterion 2:** Is the charter school "high," "middle," or "low" performing? (see Ed. Code, §§ 47607(c), 47607.2(a), and 47607.2(b).) Has the charter school attained measurable increases in academic achievement schoolwide and for numerically significant student groups served by the charter school, and does the charter school have strong postsecondary outcomes, if applicable? **These criteria have been determined not to be bases for denial.**

- **Criterion 3:** Is the charter school serving all pupils who wish to attend, or does the charter school have substantial fiscal or governance issues? (Ed. Code, § 47607(e).) **These criteria have been determined not to be bases for denial.**

Charter Petition Requirement:

Consistent with Education Code section 47611.5, the petition contains a declaration that the Los Angeles Unified School District is and shall be the exclusive public school employer of the employees working at or assigned to Charter School for the purposes of the Educational Employment Relations Act (EERA), Chapter 10.7 (commencing with Section 3540) of Division 4 of Title 1 of the Government Code.

- Does the petition contain a declaration of whether or not the Los Angeles Unified School District shall be deemed the exclusive public employer of the employees of the charter school? **This requirement has been determined not to be a basis for denial.**

III. GENERAL SCHOOL INFORMATION

A. School History

	Taft Charter High
Initial Authorization:	On May 14, 2013, Taft Charter High (formerly named William Howard Taft Senior High) was authorized by the LAUSD Board of Education to serve 3,603 students in grades 9-12.
Most Recent Renewal	The charter was renewed on April 3, 2018, for a five-year term (July 1, 2018 - June 30, 2023) to serve up to 2,552 students in grades 9-12. Pursuant to Education Code section 47607.4, all charter schools whose term expires on or between January 1, 2022, and June 30, 2025, inclusive, shall have their term extended by two years, and all charter schools whose term expires on or between January 1, 2024, and June 30, 2027, inclusive, shall have their term extended by one additional year. Thus, by operation of law, the charter term for Taft Charter High expires June 30, 2026.
Approved Material Revisions of Current Charter:	Not applicable
Board Benchmarks in Current Charter Term:	Not applicable
Submission of Renewal Petition Application:	Taft Charter High submitted its renewal petition application on March 12, 2026. The 90-day statutory timeline for Board action on the petition runs through June 10, 2026. Pursuant to Education Code section 47605(b) and a waiver mutually agreed upon and executed by petitioners and the District, the timeline for Board action on this Petition has been extended to June 12, 2026.
Concurrent Request for Material Revision:	Not applicable
Master Plan for English Learners and Standard English Learners:	Taft Charter High implements the District's Master Plan for English Learners and Standard English Learners.
Special Education SELPA	As a District-affiliated charter school, Taft Charter High is a member of the LAUSD SELPA.

B. Charter School Operator

As a District-affiliated charter school, Taft Charter High is subject to the governance and control of the LAUSD Board of Education.

IV. STUDENT ACHIEVEMENT AND EDUCATIONAL PERFORMANCE

a. Summary

Taft Charter High has been identified by the state as a Middle performing charter school. The recommendation for renewal has considered the schoolwide performance and performance of numerically significant student groups and the state and local indicators reported on the California School Dashboard.

Overall, Charter School's Dashboard performance was higher than the state in ELA, ELPI, Science, and College/Career Indicator (CCI).

Please see the Taft Charter High data set.

b. Measurements of Academic Performance on the California School Dashboard

The California School Dashboard displays performance for eight state measures. The Performance Level, or color, is based on two factors. The current year data for the measure (Status) and the difference between current year and prior year data (Change). The point at which these two levels intersect on the five-by-five table determines the color. From highest to lowest, the Performance Levels are Blue, Green, Yellow, Orange, and Red. Below, the 2023, 2024, and 2025 Dashboard Performance Levels (colors) are provided.

Taft Charter High Dashboard Indicators

School Year	ELA	Math	Science	English Learner Progress	College/Career	Chronic Absenteeism	Graduation Rate	Suspension Rate
2022-2023	Green	Yellow	Not Applicable	Orange	High	Not Applicable	Blue	Blue
2023-2024	Green	Yellow	No Performance Color	Green	Green	Not Applicable	Blue	Yellow
2024-2025	Green	Green	Green	Blue	Green	Not Applicable	Blue	Green

Data Sources: CA School Dashboard Research Files (https://www.cde.ca.gov/ta/ac/cm/dashboardresources.asp?tabsection=3)

c. English Language Arts Indicator

In 2023, 2024, and 2025 in English Language Arts (ELA), the charter school's DFS was higher than the state for All Students and higher than the state for all numerically significant student groups.

Taft Charter High - English Language Arts Indicator - 2022-2023

Student Group	Charter Participation Rate	Charter Color	Charter ELA (DFS)	Charter Change	State Color	State ELA (DFS)	Charter to State Comparison (DFS)
All Students	**Met**	**Green**	**43.0**	**-16.8**	**Orange**	**-13.6**	**Higher**
Asian	Met	Green	106.8	-15.7	Blue	61.8	Higher
Latino	Met	Yellow	15.7	-2.2	Orange	-40.2	Higher
White	Met	Green	55.0	-21.8	Green	20.8	Higher
Socioeconomically Disadvantaged	Met	Yellow	18.3	-19.5	Orange	-42.6	Higher

Student Group	Charter Participation Rate	Charter Color	Charter ELA (DFS)	Charter Change	State Color	State ELA (DFS)	Charter to State Comparison (DFS)
Students with Disabilities	Met	Red	-73.0	2.9	Red	-96.3	Higher

Data Sources: CA School Dashboard Research Files (https://www.cde.ca.gov/ta/ac/cm/dashboardresources.asp?tabsection=3)

Taft Charter High - English Language Arts Indicator - 2023-2024

Student Group	Charter Participation Rate	Charter Color	Charter ELA (DFS)	Charter Change	State Color	State ELA (DFS)	Charter to State Comparison (DFS)
All Students	**Met**	**Green**	**36.3**	**-6.7**	**Orange**	**-13.2**	**Higher**
Black or African American	Met	No Performance Color	-54.4	-22.6	Orange	-58.9	Higher
Asian	Met	Blue	119.0	12.2	Blue	60.7	Higher
Latino	Met	Yellow	4.5	-11.1	Orange	-39.3	Higher
White	Met	Green	54.6	-0.5	Green	19.2	Higher
Socioeconomically Disadvantaged	Met	Yellow	10.7	-7.6	Orange	-40.9	Higher
Students with Disabilities	Met	Yellow	-34.2	38.8	Red	-95.6	Higher

Data Sources: CA School Dashboard Research Files (https://www.cde.ca.gov/ta/ac/cm/dashboardresources.asp?tabsection=3)

Taft Charter High - English Language Arts Indicator - 2024-2025

Student Group	Charter Participation Rate	Charter Color	Charter ELA (DFS)	Charter Change	State Color	State ELA (DFS)	Charter to State Comparison (DFS)
All Students	**Met**	**Green**	**42.4**	**6.1**	**Yellow**	**-8.1**	**Higher**
Asian	Met	Green	78.6	-40.3	Blue	61.9	Higher
Latino	Met	Yellow	2.8	-1.7	Yellow	-33.7	Higher
White	Met	Green	66.5	11.9	Green	23.8	Higher
Socioeconomically Disadvantaged	Met	Green	14.6	3.9	Yellow	-35.3	Higher
Students with Disabilities	Met	Red	-83.6	-49.4	Orange	-89.4	Higher

Data Sources: CA School Dashboard Research Files (https://www.cde.ca.gov/ta/ac/cm/dashboardresources.asp?tabsection=3)

d. Math Indicator

In 2023 in Math, the charter school's DFS was higher than the state for All Students, and higher than the state for four of five numerically significant student groups. In 2024 in Math, the charter school's DFS was higher than the state for All Students, and lower than the state for four of six numerically significant student groups. In 2025 in Math, the charter school's DFS was higher than the state for All Students, and lower than the state for three of five student groups.

As noted above, staff is recommending a benchmark in Math for the Students with Disabilities student group. In order to increase student outcomes in Math, charter school leaders report providing schoolwide structured support for all students through targeted intervention and the implementation of developmental skills Math classes, professional

development focusing on ensuring every student has the opportunity to improve performance, CAASPP preparation sessions for 11th grade students with special needs, intervention for Students with Disabilities without a core Math class to ensure exposure to key Math concepts and assessment readiness, and supplemental support for struggling Algebra 2 students.

Taft Charter High - Math Indicator - 2022-2023

Student Group	Charter Participation Rate	Charter Color	Charter Math (DFS)	Charter Change	State Color	State Math (DFS)	Charter to State Comparison (DFS)
All Students	**Met**	**Yellow**	**-30.6**	**-1.3**	**Orange**	**-49.1**	**Higher**
Asian	Met	Green	61.5	-6.6	Blue	50.8	Higher
Latino	Met	Yellow	-76.6	7.6	Orange	-80.8	Higher
White	Met	Yellow	-8.0	-6.7	Yellow	-11.1	Higher
Socioeconomically Disadvantaged	Met	Orange	-67.8	-8.4	Yellow	-80.8	Higher
Students with Disabilities	Met	Orange	-142.6	21.8	Orange	-127.3	Lower

Data Sources: CA School Dashboard Research Files (https://www.cde.ca.gov/ta/ac/cm/dashboardresources.asp?tabsection=3)

Taft Charter High - Math Indicator - 2023-2024

Student Group	Charter Participation Rate	Charter Color	Charter Math (DFS)	Charter Change	State Color	State Math (DFS)	Charter to State Comparison (DFS)
All Students	**Met**	**Yellow**	**-44.4**	**-13.8**	**Orange**	**-47.6**	**Higher**
Black or African American	Met	No Performance Color	-162.3	-23.7	Red	-102.2	Lower
Asian	Met	Green	50.8	-10.7	Blue	49.5	Higher
Latino	Met	Orange	-87.8	-11.2	Orange	-79.2	Lower
White	Met	Yellow	-16.1	-8.1	Yellow	-10.3	Lower
Socioeconomically Disadvantaged	Met	Orange	-79.3	-11.5	Orange	-78.2	Lower
Students with Disabilities	Met	Orange	-122.5	20.1	Red	-124.3	Higher

Data Sources: CA School Dashboard Research Files (https://www.cde.ca.gov/ta/ac/cm/dashboardresources.asp?tabsection=3)

Taft Charter High - Math Indicator - 2024-2025

Student Group	Charter Participation Rate	Charter Color	Charter Math (DFS)	Charter Change	State Color	State Math (DFS)	Charter to State Comparison (DFS)
All Students	**Met**	**Green**	**-37.5**	**6.9**	**Yellow**	**-42.4**	**Higher**
Asian	Not Met	Green	31.4	-19.4	Blue	51.9	Lower
Latino	Met	Orange	-89.8	-2.0	Yellow	-73.6	Lower
White	Not Met	Green	-5.0	11.1	Green	-6.2	Higher
Socioeconomically Disadvantaged	Met	Yellow	-68.6	10.7	Yellow	-72.9	Higher

Student Group	Charter Participation Rate	Charter Color	Charter Math (DFS)	Charter Change	State Color	State Math (DFS)	Charter to State Comparison (DFS)
Students with Disabilities	Met	Red	-151.1	-28.6	Orange	-120.7	Lower

Data Sources: CA School Dashboard Research Files (https://www.cde.ca.gov/ta/ac/cm/dashboardresources.asp?tabsection=3)

e. Science Indicator

In 2024 in Science, the charter school's Science Points (SPs) were higher than the state for All Students, and higher than the state for four of six numerically significant student groups. In 2025 in Science, the charter school's SPs were higher than the state for All Students, and higher than the state for four of five student groups.

Taft Charter High - Science Indicator - 2023-2024

Student Group	Charter Participation Rate	Charter Color	Science Points	Charter Change	State Color	State Science Points	Charter to State Comparison
All Students	**Met**	**No Performance Color**	**52.6**	**2.4**	**No Performance Color**	**51.2**	**Higher**
Black or African American	Met	No Performance Color	38.9	13.3	No Performance Color	41.4	Lower
Asian	Met	No Performance Color	68.3	-1.2	No Performance Color	66.7	Higher
Latino	Met	No Performance Color	47.2	1.9	No Performance Color	45.4	Higher
White	Met	No Performance Color	55.2	2.0	No Performance Color	58.8	Lower
Socioeconomically Disadvantaged	Met	No Performance Color	48.8	1.2	No Performance Color	45.6	Higher
Students with Disabilities	Met	No Performance Color	42.4	-1.1	No Performance Color	36.7	Higher

Data Sources: CA School Dashboard Research Files (https://www.cde.ca.gov/ta/ac/cm/dashboardresources.asp?tabsection=3)

Taft Charter High - Science Indicator - 2024-2025

Student Group	Charter Participation Rate	Charter Color	Science Points	Charter Change	State Color	State Science Points	Charter to State Comparison
All Students	**Met**	**Green**	**55.0**	**2.4**	**Yellow**	**52.6**	**Higher**
Asian	Met	Blue	67.1	-1.2	Blue	67.0	Higher
Latino	Met	Yellow	49.0	1.9	Yellow	47.1	Higher
White	Met	Green	57.2	2.0	Green	60.2	Lower
Socioeconomically Disadvantaged	Met	Yellow	50.0	1.2	Yellow	47.1	Higher
Students with Disabilities	Met	Orange	41.3	-1.1	Orange	38.3	Higher

Data Sources: CA School Dashboard Research Files (https://www.cde.ca.gov/ta/ac/cm/dashboardresources.asp?tabsection=3)

f. English Learner Progress Indicator

In 2023 on the English Learner Progress Indicator (ELPI), the charter school's English Learner Progress Rate was lower than the state. In 2024 and 2025 on the ELPI, the

charter school's English Learner Progress Rate for the English Learner and Long-term English Leaner student groups were higher than the state.

Taft Charter High - English Learner Progress Indicator - 2022-2023

Student Group	Charter ELPAC Participation Rate	Charter Color	Charter EL Progress Rate	Charter Change	State Color	State EL Progress Rate	Charter to State Comparison
English Learner	Met	Orange	46.5%	-17.6%	Yellow	48.7%	Lower

Data Sources: CA School Dashboard Research Files (https://www.cde.ca.gov/ta/ac/cm/dashboardresources.asp?tabsection=3)

Taft Charter High - English Learner Progress Indicator - 2023-2024

Student Group	Charter ELPAC Participation Rate	Charter Color	Charter EL Progress Rate	Charter Change	State Color	State EL Progress Rate	Charter to State Comparison
English Learner	Met	Green	52.9%	6.4%	Orange	45.7%	Higher
Long-Term English Learner	Met	No Performance Color	57.7%	11.5%	Orange	45.8%	Higher

Data Sources: CA School Dashboard Research Files (https://www.cde.ca.gov/ta/ac/cm/dashboardresources.asp?tabsection=3)

Taft Charter High - English Learner Progress Indicator - 2024-2025

Student Group	Charter ELPAC Participation Rate	Charter Color	Charter EL Progress Rate	Charter Change	State Color	State EL Progress Rate	Charter to State Comparison
English Learner	Met	Blue	63.2%	10.2%	Yellow	46.4%	Higher
Long-Term English Learner	Met	No Performance Color	63.2%	5.5%	Green	49.1%	Higher

Data Sources: CA School Dashboard Research Files (https://www.cde.ca.gov/ta/ac/cm/dashboardresources.asp?tabsection=3)

g. College/Career Indicator

In 2023, the charter school's percentage of students prepared was higher than the state for All Students and for all six numerically significant student groups. In 2024, the charter school's percentage of students prepared was higher for All Students and higher than the state for five of seven numerically significant student groups. In 2025, the charter school's percentage of students prepared was higher than the state for All Students and for all six numerically significant student groups.

Taft Charter High - College/Career Indicator - 2022-2023

Student Group	Charter Level	Charter Prepared	State Level	State Prepared	Charter to State Comparison
All Students	**High**	**58.7%**	**Medium**	**43.9%**	**Higher**
Black or African American	Medium	39.4%	Low	25.1%	Higher
Asian	Very High	81.3%	Very High	75.8%	Higher
Latino	Medium	46.2%	Medium	35.5%	Higher
White	High	66.3%	Medium	53.2%	Higher
Socioeconomically Disadvantaged	Medium	50.9%	Medium	35.4%	Higher
Students with Disabilities	Low	16.4%	Low	12.3%	Higher

Data Sources: CA School Dashboard Research Files (https://www.cde.ca.gov/ta/ac/cm/dashboardresources.asp?tabsection=3)

Taft Charter High - College/Career Indicator - 2023-2024

Student Group	Charter Color	Charter Prepared	Charter Change	State Color	State Prepared	Charter to State Comparison
All Students	**Green**	**57.7%**	**-0.9%**	**Yellow**	**45.3%**	**Higher**
Black or African American	Orange	20.0%	-19.4%	Yellow	28.1%	Lower
Asian	Blue	80.0%	-1.3%	Blue	74.5%	Higher
Latino	Yellow	44.8%	-1.5%	Yellow	37.4%	Higher
White	Green	68.7%	2.4%	Yellow	54.3%	Higher
English Learner	No Performance Color	10.0%	-19.6%	Orange	17.2%	Lower
Socioeconomically Disadvantaged	Orange	48.2%	-2.7%	Yellow	37.4%	Higher
Students with Disabilities	Yellow	26.5%	10.1%	Orange	13.5%	Higher

Data Sources: CA School Dashboard Research Files (https://www.cde.ca.gov/ta/ac/cm/dashboardresources.asp?tabsection=3)

Taft Charter High - College/Career Indicator - 2024-2025

Student Group	Charter Color	Charter Prepared	Charter Change	State Color	State Prepared	Charter to State Comparison
All Students	**Green**	**65.9%**	**1.5%**	**Green**	**51.7%**	**Higher**
Black or African American	Green	37.8%	4.5%	Green	35.7%	Higher
Asian	Blue	95.3%	11.3%	Blue	77.9%	Higher
Latino	Yellow	48.9%	-1.1%	Green	45.1%	Higher
White	Blue	78.0%	1.2%	Green	58.6%	Higher
Socioeconomically Disadvantaged	Green	55.1%	-0.9%	Green	44.8%	Higher
Students with Disabilities	Orange	25.7%	-3.7%	Yellow	18.7%	Higher

Data Sources: CA School Dashboard Research Files (https://www.cde.ca.gov/ta/ac/cm/dashboardresources.asp?tabsection=3)

h. Chronic Absenteeism Indicator
Not applicable

i. Graduation Indicator [HS only]
In 20223, 2024, and 2025, the charter school's percentage of graduated students was higher than the state for All Students and for all numerically significant student groups. Taft Charter High's students must meet A-G requirements with a grade of "C" or better.

j. Suspension Rate Indicator
In 2023, 2024, and 2025, the charter school's percentage of students suspended at least once was lower than the state for All Students, and for all numerically significant student groups.

k. Dashboard Local Indicators
Staff also considered the Local Indicators (e.g., Basic: Teachers, Instructional Materials, Facilities; Implementation of Academic Standards; Parent and Family Engagement;

Local Climate Survey; Access to a Broad Course of Study) which have all been reported as "Met" in 2023, 2024 and 2025.

l. Additional Information
Not applicable

V. ANNUAL PERFORMANCE-BASED OVERSIGHT RESULTS

In accordance with Education Code section 47604.32, the District's Charter Schools Division (CSD) conducts at least one school site visit each year where the CSD evaluates charter school performance in the following categories: Governance; Student Achievement and Educational Performance; Organizational Management, Programs, and Operations. Charter schools are rated in each category based on information and evidence gathered at the time of the annual performance-based oversight visit following a four-point rubric: (4) *Accomplished*, (3) *Proficient*, (2) *Developing*, and (1) *Unsatisfactory*. Please see below for Taft Charter High outcomes on its annual oversight evaluation reports for the last two years.

a. Governance

Oversight Ratings/Concerns	
2023-2024	*Accomplished*
2024-2025	*Accomplished*
Concerns	No unresolved issues pending

b. Student Achievement and Educational Performance

Oversight Ratings/Concerns	
2023-2024	*Proficient*
2024-2025	*Proficient*
Concerns	No unresolved issues pending

c. Organizational Management, Programs, and Operations

Oversight Ratings/Concerns	
2023-2024	*Accomplished*
2024-2025	*Accomplished*
Concerns	No unresolved issues pending

VI. FISCAL MANAGEMENT AND PERFORMANCE

As an affiliated charter school, the District is responsible for the fiscal management of Taft Charter High.

Taft Charter High

Board District: 4 | Region: North | Location Code: 8880

CA School Dashboard: Academic Performance - English Language Arts

This report shows the performance levels for the English Language Arts Academic Performance Indicator for all student groups in grades 3-8 and 11. It also shows the participation rate, number of students tested, DFS (status), and performance level (color) for three consecutive years of the CA Dashboard. Performance Levels (colors) have five possible values (Red, Orange, Yellow, Green, Blue). A single asterisk (*) shows that the student group has fewer than 11 students and is not reported for privacy reasons. A cell with "–" means that data is not currently available. For student groups with less than 30 students and scores in the current and prior year, status is reported, but performance level (color) is not reported. Note: Charter Schools are treated as schools (not LEAs) when it comes to reporting Foster Youth and Homeless student groups. Charter schools will need at least 30 or more Foster Youth, or 30 or more Homeless youth, to receive a status level for each student group. The Every Student Succeeds Act requires districts and schools to test at least 95 percent of all students and student groups in English Language Arts and Mathematics. It also requires states to factor the participation rate into the Academic Indicator. For any local educational agency (LEA), school, or student group with less than 95 percent of students tested, the ESSA requires a penalty to be applied to the Academic Indicator. To meet this federal requirement, California assigns the Lowest Obtainable Scale Score (LOSS) to each student needed to bring the participation rate of the school, district, and/or student group to 95 percent. The LOSS assigned to each of these students who did not test will be used in calculating the Distance from Standard (DFS). When comparing school to state, only numerically significant student groups of 30 or more will be compared for accountability purposes.

Source: Data collected by the California Department of Education (CDE) through the California Longitudinal Pupil Achievement Data System (CALPADS), California School Dashboard, and testing vendor. Aggregate data files are provided by the CDE – Data Reporting Office at http://www.cde.ca.gov/ds/sd/sd/filesenr.asp and California School Dashboard System of Support https://www.cde.ca.gov/ta/ac/cm/. Please note: There may be slight differences with some of the information in this report and with what is displayed in Dataquest and California School Dashboard due to changes in file modifications such as Date Modified, Date Posted, other data updates by the testing vendor and updates in CALPADS.

ELA (Grades 3-8 and Grade 11) Academic Indicator - CA School Dashboard Indicator																								
	Dashboard 2023								Dashboard 2024								Dashboard 2025							
Student Group	Part. Rate	Students w/ Scores	DFS	Change	Change Level	Color	State DFS	School vs State	Part. Rate	Students w/ Scores	DFS	Change	Change Level	Color	State DFS	School vs State	Part. Rate	Students w/ Scores	DFS	Change	Change Level	Color	State DFS	School vs State
All Students	99%	436	43.0	-16.8	Declined Significantly	Green	-13.6	Higher	99%	466	36.3	-6.7	Declined	Green	-13.2	Higher	97%	458	42.4	6.1	Increased	Green	-8.1	Higher
African American/Black	100%	24	-31.8	-75.7	Declined Significantly	--	-59.6	--	100%	32	-54.4	-22.6	Declined Significantly	--	-58.9	Higher	100%	25	4.0	58.3	Increased Significantly	--	-51.3	--
Asian	100%	47	106.8	-15.7	Declined Significantly	Green	61.8	Higher	100%	44	119.0	12.2	Increased	Blue	60.7	Higher	95%	35	78.6	-40.3	Declined Significantly	Green	61.9	Higher
English Learner	100%	26	-89.9	9.6	Increased	--	-67.7	--	100%	19	-46.8	43.1	Increased Significantly	--	-67.6	--	100%	24	-121.2	-74.4	Declined Significantly	--	-59.9	--
Filipino	100%	18	27.3	-51.3	Declined Significantly	--	44.0	--	100%	21	68.3	41.1	Increased Significantly	--	45.8	--	100%	8	*	*	*	*	49.6	*
Latino	99%	134	15.7	-2.2	Maintained	Yellow	-40.2	Higher	100%	168	4.5	-11.1	Declined	Yellow	-39.3	Higher	99%	178	2.8	-1.7	Maintained	Yellow	-33.7	Higher
Socioeconomically Disadvantaged	99%	139	18.3	-19.5	Declined Significantly	Yellow	-42.6	Higher	100%	229	10.7	-7.6	Declined	Yellow	-40.9	Higher	100%	252	14.6	3.9	Increased	Green	-35.3	Higher
Students with Disabilities	98%	59	-73.0	2.9	Maintained	Red	-96.3	Higher	97%	67	-34.2	38.8	Increased Significantly	Yellow	-95.6	Higher	100%	57	-83.6	-49.4	Declined Significantly	Red	-89.4	Higher
Two or More	100%	12	56.2	-22.7	Declined Significantly	--	24.3	--	94%	16	45.3	-10.9	Declined	--	24.3	--	95%	18	92.7	47.4	Increased Significantly	--	29.4	--
White	98%	197	55.0	-21.8	Declined Significantly	Green	20.8	Higher	98%	184	54.6	-0.5	Maintained	Green	19.2	Higher	96%	187	66.5	11.9	Increased	Green	23.8	Higher

Data Sources: California School Dashboard Research data files.

Taft Charter High

Board District: 4 | Region: North | Location Code: 8880

CA School Dashboard: Academic Performance - Math

This report shows the performance levels for the Mathematics Academic Performance Indicator for all student groups in grades 3-8 and 11. It also shows the participation rate, number of students tested, DFS (status), and performance level (color) for three consecutive years of the CA Dashboard. Performance Levels (colors) have five possible values (Red, Orange, Yellow, Green, Blue). A single asterisk (*) shows that the student group has fewer than 11 students and is not reported for privacy reasons. A cell with ''–'' means that data is not currently available. For student groups with less than 30 students and scores in the current and prior year, status is reported, but performance level (color) is not reported. Note: Charter Schools are treated as schools (not LEAs) when it comes to reporting Foster Youth and Homeless student groups. Charter schools will need at least 30 or more Foster Youth, or 30 or more Homeless youth, to receive a status level for each student group. The Every Student Succeeds Act requires districts and schools to test at least 95 percent of all students and student groups in English Language Arts and Mathematics. It also requires states to factor the participation rate into the Academic Indicator. For any local educational agency (LEA), school, or student group with less than 95 percent of students tested, the ESSA requires a penalty to be applied to the Academic Indicator. To meet this federal requirement, California assigns the Lowest Obtainable Scale Score (LOSS) to each student needed to bring the participation rate of the school, district, and/or student group to 95 percent. The LOSS assigned to each of these students who did not test will be used in calculating the Distance from Standard (DFS). When comparing school to state, only numerically significant student groups of 30 or more will be compared for accountability purposes.

Source: Data collected by the California Department of Education (CDE) through the California Longitudinal Pupil Achievement Data System (CALPADS), California School Dashboard, and testing vendor. Aggregate data files are provided by the CDE – Data Reporting Office at http://www.cde.ca.gov/ds/sd/sd/filesenr.asp and California School Dashboard System of Support https://www.cde.ca.gov/ta/ac/cm/. Please note: There may be slight differences with some of the information in this report and with what is displayed in Dataquest and California School Dashboard due to changes in file modifications such as Date Modified, Date Posted, other data updates by the testing vendor and updates in CALPADS.

Math (Grades 3-8 and Grade 11) Academic Indicator - CA School Dashboard Indicator

	Dashboard 2023								Dashboard 2024								Dashboard 2025							
Student Group	Part. Rate	Students w/ Scores	DFS	Change	Change Level	Color	State DFS	School vs State	Part. Rate	Students w/ Scores	DFS	Change	Change Level	Color	State DFS	School vs State	Part. Rate	Students w/ Scores	DFS	Change	Change Level	Color	State DFS	School vs State
All Students	97%	428	-30.6	-1.3	Maintained	Yellow	-49.1	Higher	98%	461	-44.4	-13.8	Declined	Yellow	-47.6	Higher	97%	453	-37.5	6.9	Increased	Green	-42.4	Higher
African American/Black	96%	23	-138.6	-42.2	Declined Significantly	--	-104.5	--	100%	32	-162.3	-23.7	Declined Significantly	--	-102.2	Lower	100%	25	-82.3	80.1	Increased Significantly	--	-95.8	--
Asian	100%	47	61.5	-6.6	Declined	Green	50.8	Higher	95%	42	50.8	-10.7	Declined	Green	49.5	Higher	94%	35	31.4	-19.4	Declined Significantly	Green	51.9	Lower
English Learner	100%	26	-186.8	-35.7	Declined Significantly	--	-93.4	--	100%	20	-107.5	79.3	Increased Significantly	--	-93.4	--	100%	25	-154.5	-47.1	Declined Significantly	--	-86.1	--
Filipino	100%	18	-56.0	-32.2	Declined Significantly	--	7.4	--	100%	21	23.0	79.0	Increased Significantly	--	10.4	--	100%	8	*	*	*	*	14.2	*
Latino	99%	134	-76.6	7.6	Increased	Yellow	-80.8	Higher	98%	165	-87.8	-11.2	Declined	Orange	-79.2	Lower	99%	177	-89.8	-2.0	Maintained	Orange	-73.6	Lower
Socioeconomically Disadvantaged	97%	137	-67.8	-8.4	Declined	Orange	-80.8	Higher	100%	229	-79.3	-11.5	Declined	Orange	-78.2	Lower	99%	250	-68.6	10.7	Increased	Yellow	-72.9	Higher
Students with Disabilities	98%	59	-142.6	21.8	Increased Significantly	Orange	-127.3	Lower	96%	66	-122.5	20.1	Increased Significantly	Orange	-124.3	Higher	100%	56	-151.1	-28.6	Declined Significantly	Red	-120.7	Lower
Two or More	100%	12	-32.3	-15.4	Declined Significantly	--	-7.4	--	88%	16	-70.1	-37.8	Declined Significantly	--	-5.3	--	95%	18	-8.4	61.7	Increased Significantly	--	-0.7	--
White	95%	190	-8.0	-6.7	Declined	Yellow	-11.1	Higher	98%	185	-16.1	-8.1	Declined	Yellow	-10.3	Lower	94%	185	-5.0	11.1	Increased	Green	-6.2	Higher

Data Sources: California School Dashboard Research data files.

Taft Charter High

Board District: 4 | Region: North | Location Code: 8880

CA School Dashboard: Academic Performance - Science

This report shows the performance levels for the Science Indicator for all student groups in grades 5, 8, and once during high school. It also shows the participation rate, number of students tested, science points (status), and performance level (color) for the 2025 CA Dashboard. Performance Levels (colors) have five possible values (Red, Orange, Yellow, Green, Blue). A single asterisk (*) shows that the student group has fewer than 11 students and is not reported for privacy reasons. A cell with "–" means that data is not currently available. For student groups with less than 30 students and scores in the current and prior year, status is reported, but performance level (color) is not reported. Note: Charter Schools are treated as schools (not LEAs) when it comes to reporting Foster Youth and Homeless student groups. Charter schools will need at least 30 or more Foster Youth, or 30 or more Homeless youth, to receive a status level for each student group. The Science Indicator is calculated using two components: Science Points (SPs) and participation rate. The California State Board of Education (SBE) adopted a participation rate requirement within the Science Indicator to require LEAs, schools, and student groups to test at least 95 percent of their students. If they fail to meet this target, a Lowest Obtainable Scale Score (LOSS) is assigned to each student needed to bring the participation rate of the LEAs, schools and/or student group to 95 percent. The LOSS assigned to each of these students who did not test will be used in calculating the average SPs. If an LEA, school, and/or student group participation rate is 95 percent or above, assigned LOSS is not applied. When comparing school to state, only numerically significant student groups of 30 or more will be compared for accountability purposes.

Source: Data collected by the California Department of Education (CDE) through the California Longitudinal Pupil Achievement Data System (CALPADS), California School Dashboard, and testing vendor. Aggregate data files are provided by the CDE – Data Reporting Office at http://www.cde.ca.gov/ds/sd/sd/filesenr.asp and California School Dashboard System of Support https://www.cde.ca.gov/ta/ac/cm/. Please note: There may be slight differences with some of the information in this report and with what is displayed in Dataquest and California School Dashboard due to changes in file modifications such as Date Modified, Date Posted, other data updates by the testing vendor and updates in CALPADS.

Science (Grades 5,8 and Once in HS) Academic Indicator - CA School Dashboard Indicator														
	Dashboard 2024						Dashboard 2025							
Student Group	Part. Rate	Students w/ Scores	Science Points	Color	State Science Points	School vs State	Part. Rate	Students w/ Scores	Science Points	Change	Change Level	Color	State Science Points	School vs State
All Students	99%	521	52.6	--	51.2	Higher	98%	485	55.0	2.4	Increased	Green	52.6	Higher
African American/Black	100%	35	38.9	--	41.4	Lower	100%	26	52.2	13.3	Increased Significantly	--	43.4	--
Asian	100%	46	68.3	--	66.7	Higher	97%	38	67.1	-1.2	Maintained	Blue	67.0	Higher
English Learner	100%	24	39.8	--	39.0	--	100%	29	35.2	-4.5	Declined	--	41.1	--
Filipino	100%	22	64.0	--	62.1	--	100%	8	*	*	*	*	63.3	*
Latino	100%	195	47.2	--	45.4	Higher	99%	191	49.0	1.9	Maintained	Yellow	47.1	Higher
Socioeconomically Disadvantaged	100%	262	48.8	--	45.6	Higher	100%	275	50.0	1.2	Maintained	Yellow	47.1	Higher
Students with Disabilities	97%	74	42.4	--	36.7	Higher	100%	62	41.3	-1.1	Maintained	Orange	38.3	Higher
Two or More	94%	17	51.6	--	59.7	--	95%	18	64.3	12.6	Increased Significantly	--	61.1	--
White	99%	205	55.2	--	58.8	Lower	96%	196	57.2	2.0	Increased	Green	60.2	Lower

Data Sources: California School Dashboard Research data files.

Taft Charter High

Board District: 4 | Region: North | Location Code: 8880

CA School Dashboard: English Learner Progress Indicator (ELPI)

This report shows the percentage of current English learner (EL) students making progress towards English language proficiency at their school for all student groups in grades 1-12. The English Learner Progress Indicator (ELPI) relies on the results of the Summative English Language Proficiency Assessment (ELPAC), including Summative Alternate ELPAC results, to determine EL student progress. For the EL students taking the Summative ELPAC, those who increase an ELPI level or maintain ELPAC Level 4 are counted as making progress towards English language proficiency. ELPI Change measures the rate at which schools are improving their ability to move their EL students towards English language proficiency. It is the difference between the prior year Status and the current year Status. A single asterisk (*) shows that the student group has fewer than 11 students and is not reported for privacy reasons. A cell with ''–'' means that data is not currently available. For student groups with less than 30 students and scores in the current and prior year, status is reported, but performance level (color) is not reported.

Data collected by the California Department of Education (CDE) through the California Longitudinal Pupil Achievement Data System (CALPADS), California School Dashboard, and testing vendor. Aggregate data files are provided by the CDE – Data Reporting Office at http://www.cde.ca.gov/ds/sd/sd/filesenr.asp and California School Dashboard System of Support https://www.cde.ca.gov/ta/ac/cm/. Please note: There may be slight differences with some of the information in this report and with what is displayed in Dataquest and California School Dashboard due to changes in file modifications such as Date Modified, Date Posted, other data updates by the testing vendor and updates in CALPADS.

English Learner Progress Indicator (ELPI) - CA School Dashboard Indicator

	Dashboard 2023							Dashboard 2024							Dashboard 2025						
Student Group	Students	ELPI	Change	Change Level	Color	State ELPI	School vs State	Students	ELPI	Change	Change Level	Color	State ELPI	School vs State	Students	ELPI	Change	Change Level	Color	State ELPI	School vs State
English Learner	43	46.5%	-17.6	Declined Significantly	Orange	48.7%	Lower	85	52.9%	6.4	Increased	Green	45.7%	Higher	76	63.2%	10.2	Increased Significantly	Blue	46.4%	Higher
Long-Term English Learner	--	--	--	--	--	--	--	26	57.7%	11.5	Increased Significantly	--	45.8%	Higher	19	63.2%	5.5	Increased	--	49.1%	Higher

Student English Language Acquisition Results Summative ELPAC

		School				State of California			
End Year	Student Group	Progressed at Least One ELPI Level	Maintained ELPI Level 4	Maintained ELPI Level 1, 2L, 2H, 3L, 3H	Decreased at Least One ELPI Level	Progressed at Least One ELPI Level	Maintained ELPI Level 4	Maintained ELPI Level 1, 2L, 2H, 3L, 3H	Decreased at Least One ELPI Level
2023	EL	46.5%	0.0%	41.9%	11.6%	45.7%	2.3%	32.2%	18.3%
2024	EL	52.9%	0.0%	40.0%	7.1%	43.2%	1.9%	34.4%	19.1%
2024	LTEL	57.7%	0.0%	26.9%	15.4%	41.6%	3.4%	28.5%	24.7%
2025	EL	57.9%	5.3%	31.6%	5.3%	44.6%	1.3%	35.5%	17.2%
2025	LTEL	57.9%	5.3%	21.1%	15.8%	46.1%	2.4%	28.2%	21.6%

Districts and schools that do not meet the 95 percent participation rate on the Summative ELPAC and Summative Alternative ELPAC and have at least 30 EL students enrolled during the testing window (February 1 to May 31) will receive a modified ELPI rate on the California School Dashboard (Dashboard). For each district and school that does not meet the 95 percent target, the minimum number of students needed to reach a participation rate of at least 95 percent is determined. The resulting number of students will be counted as not making progress in the current ELPI Status calculation.

Summative ELPAC Participation Rate Report

		School				State of California			
End Year	Student Group	Students Tested During Testing Window	Students Enrolled During Testing Window	Partipation Rate	Partipation Rate Greater Than 95%	Students Tested During Testing Window	Students Enrolled During Testing Window	Partipation Rate	Partipation Rate Greater Than 95%
2023	EL	66	68	97.1%	Y	1,048,300	1,069,515	98.0%	Y
2023	LTEL	12	13	92.3%	N	193,182	202,530	95.4%	Y
2024	EL	116	119	97.5%	Y	1,028,083	1,047,977	98.1%	Y
2024	LTEL	30	31	96.8%	Y	182,603	190,459	95.9%	Y
2025	EL	98	102	96.1%	Y	947,393	963,338	98.3%	Y
2025	LTEL	23	23	100.0%	Y	175,106	181,495	96.5%	Y

Taft Charter High

Board District: 4 | Region: North | Location Code: 8880

CA School Dashboard: Academic Performance - College / Career

This report shows the percentage of current graduates who meet specific College/Career Indicator (CCI) “prepared” criteria for all student groups in grades 9-12. For the 2023 Dashboard, the CCI will report the most current year data or “status only”. Therefore the CCI will have performance displayed using one of five Status levels that range between Very Low (lowest performance), Low, Medium, High, and Very High (highest performance). A single asterisk (*) shows that the student group has fewer than 11 students and is not reported for privacy reasons. A cell with ‘‘–” means that data is not currently available. For student groups with 11-29 students or do not have at least 30 students with scores in the current and prior year, status and change are reported, and no performance level (color) will be reported. When comparing school to state, only numerically significant student groups of 30 or more will be compared for accountability purposes.

Source: Data collected by the California Department of Education (CDE) through the California Longitudinal Pupil Achievement Data System (CALPADS), California School Dashboard, and testing vendor. Aggregate data files are provided by the CDE – Data Reporting Office at http://www.cde.ca.gov/ds/sd/sd/filesenr.asp and California School Dashboard System of Support https://www.cde.ca.gov/ta/ac/cm/. Please note: There may be slight differences with some of the information in this report and with what is displayed in Dataquest and California School Dashboard due to changes in file modifications such as Date Modified, Date Posted, other data updates by the testing vendor and updates in CALPADS.

College / Career Academic Indicator (CCI) - CA School Dashboard Indicator																			
	Dashboard 2023					Dashboard 2024							Dashboard 2025						
Student Group	Students	CCI	Status Level	State CCI	School vs State	Students	CCI	Change	Change Level	Color	State CCI	School vs State	Students	CCI	Change	Change Level	Color	State CCI	School vs State
All Students	484	58.7%	High	43.9%	Higher	497	57.7%	-0.9	Maintained	Green	45.3%	Higher	504	65.9%	1.5	Maintained	Green	51.7%	Higher
African American/Black	33	39.4%	Medium	25.1%	Higher	30	20.0%	-19.4	Declined	Orange	28.1%	Lower	37	37.8%	4.5	Increased	Green	35.7%	Higher
Asian	48	81.3%	Very High	75.8%	Higher	50	80.0%	-1.3	Maintained	Blue	74.5%	Higher	43	95.3%	11.3	Increased	Blue	77.9%	Higher
English Learner	27	29.6%	Low	15.3%	--	30	10.0%	-19.6	Declined	--	17.2%	Lower	17	29.4%	19.4	Increased	--	24.3%	--
Filipino	14	64.3%	High	65.2%	--	17	41.2%	-23.1	Declined	--	67.7%	--	22	90.9%	49.7	Increased	--	74.6%	--
Homeless Youth	7	*	*	20.4%	*	9	*	*	*	*	21.8%	*	13	23.1%	0.0	--	--	26.5%	--
Latino	173	46.2%	Medium	35.5%	Higher	172	44.8%	-1.5	Maintained	Yellow	37.4%	Higher	186	48.9%	-1.1	Maintained	Yellow	45.1%	Higher
Long-Term English Learner	--	--	--	--	--	16	6.3%	-30.6	Declined	--	16.5%	--	5	*	*	*	*	24.9%	*
Socioeconomically Disadvantaged	328	50.9%	Medium	35.4%	Higher	332	48.2%	-2.7	Declined	Orange	37.4%	Higher	301	55.1%	-0.9	Maintained	Green	44.8%	Higher
Students with Disabilities	55	16.4%	Low	12.3%	Higher	68	26.5%	10.1	Increased	Yellow	13.5%	Higher	70	25.7%	-3.7	Declined	Orange	18.7%	Higher
Two or More	15	60.0%	High	52.9%	--	12	75.0%	15.0	Increased	--	53.7%	--	14	64.3%	-19.0	Declined	--	58.6%	--
White	196	66.3%	High	53.2%	Higher	211	68.7%	2.4	Increased	Green	54.3%	Higher	200	78.0%	1.2	Maintained	Blue	58.6%	Higher

Data Sources: California School Dashboard Research data files.

Taft Charter High

Board District: 4 | Region: North | Location Code: 8880

CA School Dashboard: Suspension Rate Indicator

This report shows the number of students who have been suspended at least once in the school year for all student groups in grades TK-12. A student is counted as suspended in the suspension rate only once regardless of multiple suspensions or multiple days of suspension. Please note that good performance on the Suspension Rate Indicator means having the lowest percentage of students suspended in the current year. A single asterisk (*) shows that the student group has fewer than 11 students and is not reported for privacy reasons. A cell with "–" means that data is not currently available. For student groups with less than 30 students with scores in the current and prior year, status and change are reported, but no performance level (color) will be reported. When comparing school to state, only numerically significant student groups of 30 or more will be compared for accountability purposes.

Source: Data collected by the California Department of Education (CDE) through the California Longitudinal Pupil Achievement Data System (CALPADS), California School Dashboard, and testing vendor. Aggregate data files are provided by the CDE – Data Reporting Office at http://www.cde.ca.gov/ds/sd/sd/filesenr.asp and California School Dashboard System of Support https://www.cde.ca.gov/ta/ac/cm/. Please note: There may be slight differences with some of the information in this report and with what is displayed in Dataquest and California School Dashboard due to changes in file modifications such as Date Modified, Date Posted, other data updates by the testing vendor and updates in CALPADS.

Suspension Rate Indicator - CA School Dashboard Indicator

	Dashboard 2023							Dashboard 2024							Dashboard 2025						
Student Group	Students	Suspension Rate	Change	Change Level	Color	State Suspension Rate	School vs State	Students	Suspension Rate	Change	Change Level	Color	State Suspension Rate	School vs State	Students	Suspension Rate	Change	Change Level	Color	State Suspension Rate	School vs State
All Students	2,294	0.5%	0.0	Maintained	Blue	3.5%	Lower	2,368	1.0%	0.5	Increased	Yellow	3.2%	Lower	2,351	0.7%	-0.3	Declined	Green	2.9%	Lower
African American/Black	171	0.6%	-1.2	Declined	Green	8.8%	Lower	155	5.2%	4.6	Increased Significantly	Orange	8.4%	Lower	152	3.3%	-1.9	Declined	Green	7.7%	Lower
Asian	184	0.0%	0.0	Maintained	Blue	1.1%	Lower	189	0.0%	0.0	Maintained	Blue	1.0%	Lower	180	0.0%	0.0	Maintained	Blue	1.0%	Lower
English Learner	95	0.0%	0.0	Maintained	Blue	3.7%	Lower	142	0.7%	0.7	Increased	Yellow	3.4%	Lower	150	0.7%	0.0	Maintained	Green	3.2%	Lower
Filipino	65	0.0%	0.0	Maintained	Blue	1.3%	Lower	61	0.0%	0.0	Maintained	Blue	1.2%	Lower	54	0.0%	0.0	Maintained	Blue	1.1%	Lower
Foster Youth	10	*	*	*	*	13.6%	*	10	*	*	*	*	13.2%	*	16	6.3%	--	--	--	13.0%	--
Homeless Youth	--	--	--	--	--	6.5%	--	58	6.9%	--	--	--	5.7%	Higher	51	0.0%	-6.9	Declined	Blue	5.1%	Lower
Latino	873	0.6%	0.1	Maintained	Green	3.8%	Lower	900	1.1%	0.5	Increased	Yellow	3.4%	Lower	920	1.0%	-0.1	Maintained	Green	3.0%	Lower
Long-Term English Learner	--	--	--	--	--	--	--	42	0.0%	0.0	Maintained	Blue	8.1%	Lower	36	2.8%	2.8	Increased	Orange	7.0%	Lower
Pacific Islander	11	0.0%	--	--	--	4.9%	--	11	9.1%	9.1	Increased	--	4.4%	--	8	*	*	*	*	4.2%	*
Socioeconomically Disadvantaged	870	0.3%	-0.4	Declined	Blue	4.5%	Lower	1,304	1.4%	1.0	Increased	Yellow	4.0%	Lower	1,369	0.9%	-0.5	Declined	Green	3.6%	Lower
Students with Disabilities	317	1.3%	0.3	Increased	Yellow	5.9%	Lower	372	1.3%	0.1	Maintained	Green	5.4%	Lower	378	2.1%	0.8	Increased	Orange	5.0%	Lower
Two or More	78	1.3%	-0.2	Maintained	Green	3.3%	Lower	99	1.0%	-0.3	Declined	Green	3.0%	Lower	110	0.0%	-1.0	Declined	Blue	2.8%	Lower
White	909	0.4%	0.0	Maintained	Blue	2.9%	Lower	952	0.4%	0.0	Maintained	Blue	2.6%	Lower	924	0.1%	-0.3	Declined	Blue	2.4%	Lower

Data Sources: California School Dashboard Research data files.

Taft Charter High

Board District: 4 | Region: North | Location Code: 8880

CA School Dashboard: Graduation Rate Indicator

This report shows the combined four- and five-year graduation rate for comprehensive (or traditional) high schools and Dashboard Alternative School Status (DASS) schools for all student groups in grades 9-12. This rate is based on the number of high school students who graduate with a regular high school diploma in either four or five years. The 2025 Graduation Rate Indicator includes students from the most recent graduation cohort (Class of 2025) as well as students from the prior cohort (Class of 2024) who graduated in their fifth year of high school in 2023-25. A single asterisk (*) shows that the student group has fewer than 11 students and is not reported for privacy reasons. A cell with "–" means that data is not currently available. For student groups with less than 30 students with scores in the current and prior year, status is reported, but no performance level (color) will be reported. When comparing school to state, only numerically significant student groups of 30 or more will be compared for accountability purposes.

Source: Data collected by the California Department of Education (CDE) through the California Longitudinal Pupil Achievement Data System (CALPADS), California School Dashboard, and testing vendor. Aggregate data files are provided by the CDE – Data Reporting Office at http://www.cde.ca.gov/ds/sd/sd/filesenr.asp and California School Dashboard System of Support https://www.cde.ca.gov/ta/ac/cm/. Please note: There may be slight differences with some of the information in this report and with what is displayed in Dataquest and California School Dashboard due to changes in file modifications such as Date Modified, Date Posted, other data updates by the testing vendor and updates in CALPADS.

Graduation Rate Indicator - CA School Dashboard Indicator																						
	Dashboard 2023							Dashboard 2024							Dashboard 2025							
Student Group	Students	Graduation Rate	Change	Change Level	Color	State Graduation Rate	School vs State	Students	Graduation Rate	Change	Change Level	Color	State Graduation Rate	School vs State	Students	Graduation Rate	Change	Change Level	Color	State Graduation Rate	School vs State
All Students	484	95.7%	-1.5	Declined	Blue	86.4%	Higher	499	97.6%	1.9	Increased	Blue	86.7%	Higher	505	96.4%	-1.2	Declined	Blue	87.8%	Higher
African American/Black	33	93.9%	-6.1	Declined Significantly	Yellow	78.5%	Higher	30	93.3%	-0.6	Maintained	Green	79.1%	Higher	37	97.3%	4.0	Increased	Blue	82.6%	Higher
Asian	48	97.9%	-2.1	Declined	Blue	94.5%	Higher	51	100.0%	2.1	Increased	Blue	92.2%	Higher	43	100.0%	0.0	Maintained	Blue	92.6%	Higher
English Learner	27	85.2%	8.0	Increased Significantly	--	73.5%	--	32	93.8%	8.6	Increased Significantly	--	77.9%	Higher	17	70.6%	-23.2	Declined Significantly	--	79.7%	--
Filipino	14	100.0%	0.0	Maintained	--	94.7%	--	17	88.2%	-11.8	Declined Significantly	--	95.2%	--	22	100.0%	11.8	Increased Significantly	--	95.4%	--
Homeless Youth	7	*	*	*	*	73.7%	*	10	*	*	*	*	75.7%	*	13	84.6%	--	--	--	77.1%	--
Latino	173	96.0%	-0.3	Maintained	Blue	84.2%	Higher	172	97.7%	1.7	Increased	Blue	85.3%	Higher	187	96.3%	-1.4	Declined	Blue	86.9%	Higher
Long-Term English Learner	--	--	--	--	--	--	--	17	94.1%	-0.6	Maintained	--	80.8%	--	5	*	*	*	*	84.0%	*
Socioeconomically Disadvantaged	328	95.7%	-1.6	Declined	Blue	83.7%	Higher	334	97.6%	1.9	Increased	Blue	84.4%	Higher	302	96.7%	-0.9	Maintained	Blue	86.2%	Higher
Students with Disabilities	55	94.5%	-0.7	Maintained	Green	72.7%	Higher	68	88.2%	-6.3	Declined Significantly	Orange	74.4%	Higher	71	94.4%	6.1	Increased Significantly	Green	77.1%	Higher
Two or More	15	93.3%	1.0	Increased	--	88.6%	--	12	100.0%	6.7	Increased Significantly	--	88.3%	--	14	100.0%	0.0	Maintained	--	87.9%	--
White	196	94.9%	-2.8	Declined	Yellow	89.8%	Higher	212	98.1%	3.2	Increased	Blue	89.2%	Higher	200	95.0%	-3.1	Declined	Blue	89.0%	Higher

Data Sources: California School Dashboard Research data files.

Taft Charter High

Board District: 4 | Region: North | Location Code: 8880

Enrollment Report

This report displays CALPADS K-12 enrollment number and percentages of select student groups. Annual enrollment consists of the number of students primarily enrolled on Census Day (the first Wednesday in October). This information was submitted by local educational agencies (LEAs) and charter schools to the California Department of Education (CDE) as part of the annual Fall 1 data submission in the California Longitudinal Pupil Achievement Data System (CALPADS). These data were reviewed and certified in CALPADS as being accurate by authorized district or school personnel. In order to certify data in CALPADS, authorized district or charter school personnel are required to review the accuracy of all data associated with the applicable CALPADS submission. The CDE collects some data on GATE programs through the CALPADS; however, this information is submitted by LEAs on a voluntary basis and it wouldn't necessarily be accurate as per CDE.

Source: Data collected by the California Department of Education (CDE) through the California Longitudinal Pupil Achievement Data System (CALPADS), California School Dashboard, and testing vendor. Aggregate data files are provided by the CDE – Data Reporting Office at http://www.cde.ca.gov/ds/sd/sd/filesenr.asp and California School Dashboard System of Support https://www.cde.ca.gov/ta/ac/cm/. Please note: There may be slight differences with some of the information in this report and with what is displayed in Dataquest and California School Dashboard due to changes in file modifications such as Date Modified, Date Posted, other data updates by the testing vendor and updates in CALPADS.

Enrollment by Ethnicity and Student Group						
	2023-2024			2024-2025		
Student Group	**School**	**Los Angeles Unified**	**State of California**	**School**	**Los Angeles Unified**	**State of California**
Enrollment	2,236	529,902	5,837,690	2,221	516,685	5,806,221
F/R Meal	52.3%	80.6%	61.6%	56.6%	81.9%	62.7%
GATE	47.2%	11.6%	N/A	48.2%	13.0%	N/A
English Learner	4.9%	20.1%	18.4%	5.4%	18.6%	17.4%
Foster Youth	0.3%	0.6%	0.5%	0.5%	0.5%	0.5%
Homeless Youth	1.4%	2.1%	3.6%	1.5%	2.7%	4.0%
Socioeconomically Disadvantaged	53.1%	81.3%	62.7%	57.1%	82.4%	63.6%
Students w/ Disabilities	14.8%	14.8%	13.7%	15.8%	15.6%	14.2%
Migrant Youth	0.0%	0.2%	0.8%	0.0%	0.2%	0.8%
African American/Black	6.0%	7.3%	4.9%	5.9%	7.1%	4.9%
American Indian or Alaska Native	0.0%	0.1%	0.4%	0.1%	0.1%	0.4%
Asian	7.8%	3.4%	9.9%	7.9%	3.3%	10.1%
Filipino	2.8%	1.7%	2.2%	2.3%	1.6%	2.2%
Latino	38.2%	73.8%	56.1%	39.0%	73.6%	56.1%
Native Hawaiian or Pacific Islander	0.4%	0.2%	0.4%	0.4%	0.2%	0.4%
White	40.6%	9.8%	20.3%	39.7%	9.7%	20.0%
Two or More Races	3.6%	2.0%	4.6%	3.8%	2.1%	4.8%
Not Reported	0.4%	1.8%	1.1%	0.8%	2.2%	1.2%

N/A: The CDE does not publish centralized, statewide Gifted and Talented Education (GATE) data.

Data Source: Data Quest, Student and School Downloadable Data Files https://www.cde.ca.gov/ds/sd/sd/filesenr.asp

Taft Charter High

Board District: 4 | Region: North | Location Code: 8880

Long-Term English Learners (LTEL) and “At-Risk”

Note: The “EL Total” column in this report displays the summed total of the disaggregated English Learner (EL) data in the four columns under the “English Learners” heading. The “Total (Ever-EL)” column displays the summed total of the data in the “RFEP” column plus the data in the four columns under the “English Learners” heading OR the data in the “EL Total” column, but not both. The percent values displayed in this report are calculated as a percent of the “Total (Ever-EL)” which fully and more accurately considers what happens to all EL students over time, including those who are Reclassified Fluent English Proficient (RFEP). Source: Data collected by the California Department of Education (CDE) through the California Longitudinal Pupil Achievement Data System (CALPADS), California School Dashboard, and testing vendor. Aggregate data files are provided by the CDE – Data Reporting Office at http://www.cde.ca.gov/ds/sd/sd/filesenr.asp and California School Dashboard System of Support https://www.cde.ca.gov/ta/ac/cm/. Please note: There may be slight differences with some of the information in this report and with what is displayed in Dataquest and California School Dashboard due to changes in file modifications such as Date Modified, Date Posted, other data updates by the testing vendor and updates in CALPADS.

	2022-2023						2023-2024						2024-2025					
	School		Los Angeles Unified		State of California		School		Los Angeles Unified		State of California		School		Los Angeles Unified		State of California	
English Learners	#	%	#	%	#	%	#	%	#	%	#	%	#	%	#	%	#	%
LTEL 6+ Years	26	4.2%	17,921	7.3%	226,508	11.1%	36	5.4%	15,302	6.5%	211,186	10.6%	28	4.2%	13,052	5.9%	198,853	10.4%
At-Risk 4-5 Years	11	1.8%	17,295	7.1%	144,189	7.1%	11	1.7%	15,717	6.7%	136,188	6.8%	7	1.1%	11,406	5.2%	115,009	6.0%
EL 0-3 Years	33	5.3%	60,457	24.7%	505,486	24.8%	58	8.7%	60,574	25.7%	519,651	26.0%	76	11.4%	57,726	26.1%	516,862	26.9%
EL 4+ Years & Not At-Risk or LTEL	8	1.3%	18,850	7.7%	236,319	11.6%	5	0.8%	14,725	6.2%	207,768	10.4%	9	1.4%	13,775	6.2%	178,306	9.3%
EL Total	78	12.6%	114,523	46.8%	1,112,502	54.5%	110	16.5%	106,318	45.0%	1,074,793	53.8%	120	18.0%	95,959	43.3%	1,009,030	52.6%
RFEP	539	87.4%	130,377	53.2%	927,694	45.5%	555	83.5%	129,789	55.0%	924,422	46.2%	546	82.0%	125,465	56.7%	909,298	47.4%
Total Ever EL	617	100.0%	244,900	100.0%	2,040,196	100.0%	665	100.0%	236,107	100.0%	1,999,215	100.0%	666	100.0%	221,424	100.0%	1,918,328	100.0%

Data Source: Data Quest, Student and School Downloadable Data Files https://www.cde.ca.gov/ds/ad/filesltel.asp

Taft Charter High

Board District: 4 | Region: North | Location Code: 8880

Students with Disabilities Report

This report displays the K-12 enrollment and the number of K-12 students with disabilities total, by incidence category, and by eligibility as reported on the Census Day (First Wednesday in October) CALPADS Fall 1 Certified Student Profile List Report (Report 8.1) submitted by Local Education Agencies (LEAs). LEAs are required to "certify" specified data during submission windows. The CDE uses certified data for state and federal reporting and to develop accountability metrics. Once data are certified by an LEA following the close of the Amendment Window, they are "frozen" and cannot be amended. High Incidence is defined as students in the Other Health Impairment, Specific Learning Disability, and Speech or Language Impairment categories. Low Incidence Students are defined as those in the Autism, Deafness, Emotional Disturbance, Hard of Hearing, Intellectual Disability, Multiple Disabilities, Orthopedic Impairment, Traumatic Brain Injury, and Visual Impairment categories.

Special Education Enrollment by Category												
	2023-2024						2024-2025					
	School			Los Angeles Unified			School			Los Angeles Unified		
Total Enrollment	**2,236**			**529,902**			**2,221**			**516,685**		
Students with Disabilities	**# of SWD**	**% of Total SWD**	**% of Total Enrollment**	**# of SWD**	**% of Total SWD**	**% of Total Enrollment**	**# of SWD**	**% of Total SWD**	**% of Total Enrollment**	**# of SWD**	**% of Total SWD**	**% of Total Enrollment**
Total SWD Enrollment	330	100.0%	14.8%	78,319	100.0%	14.8%	351	100.0%	15.8%	80,505	100.0%	15.6%
High Incidence	200	60.6%	8.9%	52,153	66.6%	9.8%	207	59.0%	9.3%	52,412	65.1%	10.1%
Low Incidence	130	39.4%	5.8%	26,162	33.4%	4.9%	144	41.0%	6.5%	28,084	34.9%	5.4%
Autism	92	27.9%	4.1%	18,713	23.9%	3.5%	101	28.8%	4.5%	20,802	25.8%	4.0%
Deaf-Blindness	0	0.0%	0.0%	4	0.0%	0.0%	0	0.0%	0.0%	7	0.0%	0.0%
Deafness	9	2.7%	0.4%	188	0.2%	0.0%	9	2.6%	0.4%	178	0.2%	0.0%
Emotional Disturbance	6	1.8%	0.3%	1,148	1.5%	0.2%	6	1.7%	0.3%	1,082	1.3%	0.2%
Established Medical Disability	0	0.0%	0.0%	0	0.0%	0.0%	0	0.0%	0.0%	1	0.0%	0.0%
Hard of Hearing	11	3.3%	0.5%	971	1.2%	0.2%	16	4.6%	0.7%	931	1.2%	0.2%
Intellectual Disability	4	1.2%	0.2%	3,393	4.3%	0.6%	5	1.4%	0.2%	3,381	4.2%	0.7%
Multiple Disabilities	3	0.9%	0.1%	965	1.2%	0.2%	1	0.3%	0.0%	1,035	1.3%	0.2%
Other Health Impairment	70	21.2%	3.1%	10,930	14.0%	2.1%	78	22.2%	3.5%	11,596	14.4%	2.2%
Orthopedic Impairment	4	1.2%	0.2%	533	0.7%	0.1%	4	1.1%	0.2%	434	0.5%	0.1%
Specific Learning Disability	129	39.1%	5.8%	29,615	37.8%	5.6%	127	36.2%	5.7%	29,368	36.5%	5.7%
Speech or Language Impairment	1	0.3%	0.0%	11,608	14.8%	2.2%	2	0.6%	0.1%	11,448	14.2%	2.2%
Traumatic Brain Injury	1	0.3%	0.0%	66	0.1%	0.0%	2	0.6%	0.1%	66	0.1%	0.0%
Visual Impairment	0	0.0%	0.0%	185	0.2%	0.0%	0	0.0%	0.0%	175	0.2%	0.0%

Data Source: CALPADS 8.1 FALL 1 Certified Report. This information was submitted by local educational agencies (LEAs) and charter schools to the California Department of Education (CDE) as part of the annual Fall 1 data submission in the California Longitudinal Pupil Achievement Data System (CALPADS).

ATTACHMENT C

LOS ANGELES UNIFIED SCHOOL DISTRICT

Board of Education Report

DESEGREGATION IMPACT STATEMENT (DIS)
TAFT CHARTER SCHOOL
BOARD OF EDUCATION REPORT 450 – 25/26
June 12, 2026

I. Category of Proposed Action:
The proposed action would renew the charter for five (5) years, beginning July 1, 2026 until June 30, 2031 to serve up to 2,223 students in grades 9-12 in each year of the charter term.

II. Summary Description of Current District Practice:
Charter schools are schools of choice by legislation and are open to any student in the State of California. Charter schools are granted renewal for single charter status for a minimum period of two years to a maximum of seven (7) years, depending on the state's classification of High, Middle or Low for a charter school's performance pursuant to applicable law. Low performing charter schools may be renewed for a period of two years, Middle performing charter schools for five years, and High performing charter schools may receive a term of five, six or seven years. It should be noted, however, that although State legislation allows students to attend a charter school from any area in the state, the Los Angeles Unified School District (LAUSD) is under Court Order, Crawford v. LAUSD, which applies to all schools within or chartered through the LAUSD. Any modifications to the Court-Ordered Integration Program must first be approved by Student Integration Services.

III. Proposed Change:
The approval of this charter petition would renew the charter of Taft Charter High for five (5) years beginning July 1, 2026 until June 30, 2031.

IV. Effects of This Proposal:
The Los Angeles Unified School District (LAUSD) does not guarantee availability of Court-ordered Integration funding. The charter school will be responsible for maintaining the Court Order and providing information requested by the LAUSD as set forth in the Charter petition. Modifications or school decisions cannot negatively impact or cause additional costs to the Court-ordered Integration budget.

V. Analyze the Impact of This Proposal on Integration, Desegregation, Re-segregation and/or Segregation:
If the Charter goals are met, there should be positive results on the five (5) Harms of Racial Isolation which are low academic achievement, low self-esteem, lack of access to post-secondary opportunities, interracial hostility and intolerance, and overcrowded conditions. The Court-ordered Integration Program for participating students will operate under various Court Orders for schools within the Los Angeles Unified School District. Any modification of the Court-ordered Integration Program must first be approved by Student Integration Services. Student Integration Services provided feedback for the charter petition to ensure compliance.

VI. If proposed action affects negatively any desegregation program, list other option(s) identified:
If the District Court-ordered Integration Guidelines are followed, there will not be a negative effect on the District's Court-ordered Integration Program.

PREPARED BY:

JAMES A. PERREAULT
Specialist
Charter Schools Division

APPROVED BY:

KEITH H. ABRAHAMS, III
Executive Director
Student Integration Services

LOS ANGELES UNIFIED SCHOOL DISTRICT
Charter Schools Division

333 S. Beaudry Ave., 20th Floor
Los Angeles, CA 90017

Office: (213) 241-0399 • Fax: (213) 241-2054

ANDRÉS E. CHAIT
Acting Superintendent

CAROLYN SPAHT GONZALEZ
Chief of Staff

JOSÉ COLE-GUTIÉRREZ
Senior Executive Director of Strategy

MARLA WILLMOTT
Director, Charter Schools Division

AGREEMENT TO WAIVE AND EXTEND CHARTER PETITION TIMELINE

Charter petitioner(s) and charter school governing entity and/or board for the below named proposed/renewing charter school and governing board of the Los Angeles Unified School District ("Board") hereby mutually waive the 90-day timeline set forth in Education Code section 47605(b) and agree to extend the timeline as set forth below for the Board to grant or deny the proposed charter.

Proposed or Renewing Charter School: Taft Charter High

Date Charter Petition/Renewal Petition Accepted for Review: March 12, 2026

Parties hereby agree to extend the timeline as follows:

In the event that the Board, acting in its sole discretion, does not make the target date set forth below available for action on charter items, the date of the next regularly scheduled Board meeting made available by the Board for action on charter items.

The target date for Board action on the petition is: June 12, 2026

NOTE REGARDING PETITIONS: Execution of this agreement expressly waives and extends the timeline for Board action on the submitted petition.

By signing below, the representative/petitioner executing this agreement attests that they have the authority to enter and sign this agreement on behalf of the proposed or renewing charter school and its governing board.

Authorized Representative/Petitioner Proposed Charter School/Renewing Charter School	5/13/26 DATE
LAUSD Authorized Representative	5-14-26 DATE

Form REV. 05/13/2026

Return to Order of Business

TAB 26

Los Angeles Unified School District

333 South Beaudry Ave,
Los Angeles, CA 90017

Board of Education Report

File #: Rep-451-25/26, **Version:** 1 **Agenda Date:** 6/12/2026
In Control: Charter Schools Division

Approval of the Renewal Petition for University High School Charter (Affiliated Charter School) [PUBLIC HEARING]
Charter Schools Division

Brief Description:
(Approval of the Renewal Petition for University High School Charter) Recommends approval of the renewal petition for University High School Charter, a Middle performing, Conversion Affiliated charter school, located in Board District 4 and Region West, for five (5) years, beginning July 1, 2026, until June 30, 2031, to serve up to 1,320 students in grades 9-12 in each year of the charter term.

Action Proposed:
Approve the renewal petition for University High School Charter (Charter School"), a Conversion Affiliated charter school, located in Board District 4 and Region West, for five (5) years, beginning July 1, 2026 until June 30, 2031, to serve up to 1,320 students in grades 9-12 in each year of the charter term. The recommendation for approval is based on the information set forth in the attached Staff Assessment and Recommendation Report.

Background:
University High School Charter is a 9-12 school currently serving 1,298 students on a District facility at 11800 Texas Avenue, Los Angeles, CA, 90025 in Board District 4 and Region West. University High School Charter was originally approved by the LAUSD Board of Education on June 5, 2018. Pursuant to Education Code section 47607.4, all charter schools whose term expires on or between January 1, 2022, and June 30, 2025, inclusive, shall have their term extended by two years, and all charter schools whose term expires on or between January 1, 2024, and June 30, 2027, inclusive, shall have their term extended by one additional year. Thus, by operation of law, the charter term for University High School Charter expires June 30, 2026.

On March 12, 2026, University High School Charter submitted its charter renewal petition application to the Charter Schools Division seeking to continue operations of its affiliated charter school. The 90-day statutory timeline for Board action on this petition runs through June 10, 2026. Pursuant to Education Code section 47605(b) and a waiver mutually agreed upon and executed by petitioners and the District, the timeline for Board action on this Petition has been extended to June 12, 2026.

An initial Public Hearing was held on April 21, 2026.

Based on a comprehensive review and assessment of Charter School's renewal petition application and its record of performance, staff has determined that Charter School has met the requirements for renewal and therefore recommends approval of the renewal petition.

<u>Statutory Framework and Criteria for Renewal:</u>
A charter school must demonstrate that it is eligible for a renewal of its charter by meeting specific renewal

criteria outlined in the Charter Schools Act. The renewal criteria prescribed in Education Code sections 47607 and 47607.2 requires a three-pronged analysis:

Criterion 1: The Charter Schools Act provides that renewals are governed by the standards and criteria described in Education Code section 47605 applicable to initial petitions. The first criterion considered in reviewing a renewal petition requires an analysis of the following:

- Whether the petition includes a sound educational program;
- Whether the petition contains a reasonably comprehensive description of the 15 elements required for petitions;
- Whether the petition contains an affirmation of each of the conditions described in Education Code section 47605(e); and
- Whether the charter school is demonstrably unlikely to successfully implement the program set forth in the petition. Education Code section 47607(b) provides that renewals are governed by the standards and criteria described in section 47605 applicable to initial petitions. (The Board may not consider the community impact analysis or District fiscal analysis in determining whether to grant or deny a renewal petition).

Criterion 2: The Board is required to consider the charter school's performance on the California School Dashboard accountability indicators. Education Code sections 47607 and 47607.2 prescribe three-tiers of performance classification in which a charter school falls within one of the following categories - "high," "middle," or "low." The three-tier classification considers a charter school's performance on the California School Dashboard accountability indicators, with an emphasis on the measurements of academic performance.

Criterion 3: Notwithstanding Criterion 1 and 2, the Board must also consider whether the charter school's enrollment or dismissal practices are discriminatory as grounds for nonrenewal. (Ed. Code, § 47607(e).) Additionally, the Board considers whether the charter school has substantial fiscal or governance factors as grounds for nonrenewal. (Ed. Code, § 47607(e).)

Expected Outcomes:
Charter School is expected to operate its school in a manner consistent with Board action, policies and requirements, local, state, and federal law including ordinances, statutes, and regulations as well as with the terms and conditions set forth in Charter School's petition. The measurable pupil outcomes and method by which pupil progress toward outcomes will be measured are set forth in the charter petition.

Board Options and Consequences:
"Yes" - If the Board adopts the recommendation of approval of the renewal charter petition, Charter School would be authorized to continue operations as a charter school for the charter term beginning July 1, 2026.

"No" - If the Board does not adopt the recommendation of approval, and instead takes specific action to deny the renewal charter petition, Charter School would not be authorized to continue operations as a charter school. The petitioners may appeal a denial to Los Angeles County Board of Education. If the petition is approved on appeal by the Los Angeles County Board of Education, Charter School would be authorized by the Los Angeles County Board of Education. If the Los Angeles County Board of Education denies the renewal petition, the petitioners may appeal that denial to the California State Board of Education. If the denial of the renewal petition is reversed by the California State Board of Education, the California State Board of Education shall

designate, in consultation with the petitioners, either the LAUSD Board or the Los Angeles County Board of Education as the chartering authority. This Board Report No. 451, accompanying documents, and transcript of the Board meeting, shall constitute the Board of Education's adopted written findings of fact for the denial of Charter School renewal petition.

Policy Implications:
All provisions in the Affiliated FSDRL shall be consistent with and be governed by all applicable legal and District policy requirements. To the extent any inconsistency may exist between any provision contained in the Affiliated FSDRL and any applicable legal and District policy requirement, those applicable legal and District policy requirements shall control and the Affiliated FSDRL shall be updated accordingly.

Budget Impact:
As an affiliated charter school, University High School Charter is part of the District for purposes of special education.

As an affiliated charter, all revenues generated by the school will be received by LAUSD. The District will allocate school resources in the same manner as it does a non-charter school except as otherwise specified in the statute and in applicable District policies.

Student Impact:
As stated in the LAUSD Policy and Procedures for Charter Schools, "[W]hen the LAUSD Board authorizes and oversees a charter school, it establishes a relationship to advance its vision and mission and to accelerate gains in academic achievement and accountability for all of its students and public schools," (Policy, p.3). Based on a comprehensive review and assessment of Charter School's renewal petition application, staff has determined that Charter School has met the requirements for charter school approval.

Equity Impact:
Not applicable

Issues and Analysis:
If all applicable pending issues, including but not limited to special education requirements, special education local planning area (SELPA) requirements, governance, fiscal and facilities matters, are not resolved at the time of the Board meeting, the item may be pulled from the agenda to the extent consistent with the Charter Schools Act and the LAUSD Policy and Procedures for Charter Schools.

Attachments:
Attachment A- Staff Assessment and Recommendation Report
Attachment B- University High School Charter Data Set
Attachment C- University High School Charter RSM Data
Attachment D- Desegregation Impact Statement
Attachment E- Agreement to Waive and Extend Charter Petition Timeline

Petition will be available prior to the board meeting at the following link:
<https://drive.google.com/drive/folders/1D3GKA1iM3plrzUO88CY1cCE5ru5HeFLR?usp=sharing>

Submitted:
5/20/26

RESPECTFULLY SUBMITTED,

ANDRES E. CHAIT
Acting Superintendent

APPROVED BY:

CAROLYN SPAHT GONZALEZ
Chief of Staff

REVIEWED BY:

DEVORA NAVERA REED
General Counsel

✓ Approved as to form.

APPROVED & PRESENTED BY:

JOSÉ COLE-GUTIÉRREZ
Senior Executive Director of Strategy
Division of Data, Strategy, and Innovation

REVIEWED BY:

KURT E. JOHN
Deputy Chief Financial Officer

✓ Approved as to budget impact statement.

APPROVED & PRESENTED BY:

MARLA WILLMOTT
Director
Charter Schools Division

STAFF ASSESSMENT AND RECOMMENDATION REPORT
RENEWAL PETITION

Board of Education Report 451-25/26
June 12, 2026

School Name:	**University High School Charter (Affiliated Charter School)**		BOARD IS REQUIRED TO TAKE ACTION BY: **June 12, 2026**
Type of Charter School:	**Conversion Affiliated Charter School**		
Charter Operator	**Los Angeles Unified School District**		
Location Code:	**8886**		
Type of Site(s):	**District Site**		
Site Address(es):	**11800 Texas Avenue, Los Angeles, CA 90025**		
Board District(s):	**4**	Region(s):	**West**
Grade Levels Served:	**9-12**	Current Enrollment:	**1,298**
Grade Levels Authorized in Current Charter:	**9-12**	Approved Enrollment in Current Charter:	**1,796**
CONSIDERATION:	**Renewal**		
CDE PERFORMANCE CATEGORY: (PER CDE'S 2026 CLASSIFICATION)	**Middle Performing**		
STAFF RECOMMENDATION:	**Approval for a five (5)-year term (2026-2031)**		
PROPOSED BENCHMARKS:	None		

STAFF ASSESSMENT

I. ACTION PROPOSED

Staff recommends approval of the renewal petition for University High School Charter ("University" or "Charter School"), located in Board District 4 and Region West, for a term of five (5) years, beginning July 1, 2026, until June 30, 2031, to serve up to 1,320 students in grades 9-12 in each year of the charter term. Please note, for all District affiliated charter schools, the District determines each school's operational capacity annually in accordance with District policy.

II. RENEWAL REQUIREMENTS

Upon submission, District staff comprehensively reviews each renewal petition application to determine whether the school has met the requirements for renewal set forth in Education Code sections 47605, 47607, 47607.2, and 47611.5.

Criteria for Charter School Renewal and Grounds for Nonrenewal

As part of staff's holistic review of the renewal petition application, the charter school must be determined to be eligible for renewal of its charter under the specific renewal criteria outlined in the Charter Schools Act. The renewal criteria prescribed in Education Code sections 47607 and 47607.2 requires a three-pronged analysis:

- **Criterion 1:** Does the renewal petition include a sound educational program, a reasonably comprehensive description of the 15 elements required for petitions, an affirmation of each of the conditions described in Education Code section 47605(e), and are petitioners demonstrably unlikely to successfully implement the program set forth in the petition? (Ed. Code, § 47607(b).) **These criteria have been determined not to be bases for denial.**

- **Criterion 2:** Is the charter school "high," "middle," or "low" performing? (see Ed. Code, §§ 47607(c), 47607.2(a), and 47607.2(b).) Has the charter school attained measurable increases in academic achievement schoolwide and for numerically significant student groups served by the charter school, and does the charter school have strong postsecondary outcomes, if applicable? **These criteria have been determined not to be bases for denial.**

- **Criterion 3:** Is the charter school serving all pupils who wish to attend, or does the charter school have substantial fiscal or governance issues? (Ed. Code, § 47607(e).) **These criteria have been determined not to be bases for denial.**

Charter Petition Requirement:
Consistent with Education Code section 47611.5, the petition contains a declaration that the Los Angeles Unified School District is and shall be the exclusive public school employer of the employees working at or assigned to Charter School for the purposes of the Educational Employment Relations Act (EERA), Chapter 10.7 (commencing with Section 3540) of Division 4 of Title 1 of the Government Code.

- Does the petition contain a declaration of whether or not the Los Angeles Unified School District shall be deemed the exclusive public employer of the employees of the charter school? **This requirement has been determined not to be a basis for denial.**

III. GENERAL SCHOOL INFORMATION

A. School History

	University High School Charter
Initial Authorization:	On June 5, 2018, University High School Charter was authorized by the LAUSD Board of Education to serve 1,796 students in grades 9-12.
Most Recent Renewal	This is the charter school's first consideration for renewal. Pursuant to Education Code section 47607.4, all charter schools whose term expires on or between January 1, 2022, and June 30, 2025, inclusive, shall have their term extended by two years, and all charter schools whose term expires on or between January 1, 2024, and June 30, 2027, inclusive, shall have their term extended by one additional year. Thus, by operation of law, the charter term for University High School Charter expires June 30, 2026.
Approved Material Revisions of Current Charter:	Not applicable

	University High School Charter
Board Benchmarks in Current Charter Term:	Not applicable
Submission of Renewal Petition Application:	University High School Charter submitted its renewal petition application on March 12, 2026. The 90-day statutory timeline for Board action on the petition runs through June 10, 2026. Pursuant to Education Code section 47605(b) and a waiver mutually agreed upon and executed by petitioners and the District, the timeline for Board action on this Petition has been extended to June 12, 2026.
Concurrent Request for Material Revision:	Not applicable
Master Plan for English Learners and Standard English Learners:	University High School Charter implements the District's Master Plan for English Learners and Standard English Learners.
Special Education SELPA	As a District-affiliated charter school, University High School Charter is a member of the LAUSD SELPA.

B. Charter School Operator

As a District-affiliated charter school, University High School Charter is subject to the governance and control of the LAUSD Board of Education.

IV. STUDENT ACHIEVEMENT AND EDUCATIONAL PERFORMANCE

a. Summary

University High School Charter has been identified by the state as a Middle performing charter school. The recommendation for renewal has considered the schoolwide performance and performance of numerically significant student groups and the state and local indicators reported on the California School Dashboard.

Overall, Charter School's Dashboard performance was higher than the state in ELA and on the English Language Progress Indicator (ELPI) for the past three years, but lower in Math, Science, and the College/Career Indicator (CCI). Further analysis in Math demonstrated higher outcomes for the charter school when compared to Resident Schools.

Please see the University High School Charter's data sets.

b. Measurements of Academic Performance on the California School Dashboard

The California School Dashboard displays performance for eight state measures. The Performance Level, or color, is based on two factors. The current year data for the measure (Status) and the difference between current year and prior year data (Change). The point at which these two levels intersect on the five-by-five table determines the color. From highest to lowest, the Performance Levels are Blue, Green, Yellow, Orange, and Red. Below, the 2023, 2024, and 2025, Dashboard Performance Levels (colors) are provided.

University High School Charter Dashboard Indicators

School Year	ELA	Math	Science	English Learner Progress	College/Career	Chronic Absenteeism	Graduation Rate	Suspension Rate
2022-2023	Orange	Orange	Not Applicable	Orange	Medium	Not Applicable	Orange	Blue
2023-2024	Green	Yellow	No Performance Color	Red	Yellow	Not Applicable	Green	Blue
2024-2025	Orange	Orange	Yellow	Green	Green	Not Applicable	Green	Blue

Data Sources: CA School Dashboard Research Files (https://www.cde.ca.gov/ta/ac/cm/dashboardresources.asp?tabsection=3)

c. English Language Arts Indicator

In 2023 in English Language Arts (ELA), the charter school's Distance from Standard (DFS) was lower than the state for All Students, yet higher than the state for three of five numerically significant student groups. In 2024, the charter school's DFS was higher than the state for All Students, and higher than the state for three of six numerically significant student groups. In 2025, the charter school's DFS was higher than the state for All Students, and higher than the state for four of five numerically significant student groups.

University High School Charter - English Language Arts Indicator - 2022-2023

Student Group	Charter Participation Rate	Charter Color	Charter ELA (DFS)	Charter Change	State Color	State ELA (DFS)	Charter to State Comparison (DFS)
All Students	**Not Met**	**Orange**	**-17.6**	**-8.0**	**Orange**	**-13.6**	**Lower**
Black or African American	Not Met	Yellow	-25.4	23.7	Orange	-59.6	Higher
Latino	Met	Orange	-35.3	-29.3	Orange	-40.2	Higher
White	Not Met	Green	0.4	7.7	Green	20.8	Lower
Socioeconomically Disadvantaged	Met	Orange	-19.1	-0.8	Orange	-42.6	Higher
Students with Disabilities	Not Met	Red	-186.2	-37.0	Red	-96.3	Lower

Data Sources: CA School Dashboard Research Files (https://www.cde.ca.gov/ta/ac/cm/dashboardresources.asp?tabsection=3)

University High School Charter - English Language Arts Indicator - 2023-2024

Student Group	Charter Participation Rate	Charter Color	Charter ELA (DFS)	Charter Change	State Color	State ELA (DFS)	Charter to State Comparison (DFS)
All Students	**Met**	**Green**	**1.0**	**18.5**	**Orange**	**-13.2**	**Higher**

Student Group	Charter Participation Rate	Charter Color	Charter ELA (DFS)	Charter Change	State Color	State ELA (DFS)	Charter to State Comparison (DFS)
Black or African American	Met	Orange	-22.5	2.9	Orange	-58.9	Higher
Latino	Met	Yellow	-2.7	32.6	Orange	-39.3	Higher
White	Met	Orange	-1.1	-1.5	Green	19.2	Lower
English Learner	Not Met	No Performance Color	-136.3	74.3	Orange	-67.6	Lower
Socioeconomically Disadvantaged	Not Met	Yellow	-9.7	9.4	Orange	-40.9	Higher
Students with Disabilities	Not Met	Orange	-142.7	43.5	Red	-95.6	Lower

Data Sources: CA School Dashboard Research Files (https://www.cde.ca.gov/ta/ac/cm/dashboardresources.asp?tabsection=3)

University High School Charter - English Language Arts Indicator - 2024-2025

Student Group	Charter Participation Rate	Charter Color	Charter ELA (DFS)	Charter Change	State Color	State ELA (DFS)	Charter to State Comparison (DFS)
All Students	**Met**	**Orange**	**-4.6**	**-5.5**	**Yellow**	**-8.1**	**Higher**
Black or African American	Met	Orange	-33.2	-10.6	Yellow	-51.3	Higher
Latino	Met	Orange	-16.7	-13.9	Yellow	-33.7	Higher
White	Not Met	Blue	50.3	51.4	Green	23.8	Higher
Socioeconomically Disadvantaged	Met	Orange	-22.9	-13.1	Yellow	-35.3	Higher
Students with Disabilities	Not Met	Orange	-120.8	21.9	Orange	-89.4	Lower

Data Sources: CA School Dashboard Research Files (https://www.cde.ca.gov/ta/ac/cm/dashboardresources.asp?tabsection=3)

d. Math Indicator

In 2023 and 2025 in Math, the charter school's DFS was lower than the state for All Students, and lower than the state for all five numerically significant student groups. In 2024, the charter school's DFS was lower than the state for All Students, and lower than the state for four of six numerically significant student groups.

In light of these results, University High School Charter leaders report implementing systems and programs to improve student outcomes in Math including, but not limited to, increased professional development opportunities that embed a focus on small group instruction, intervention strategies, and the integration of iReady Math into their daily Math instruction.

University High School Charter - Math Indicator - 2022-2023

Student Group	Charter Participation Rate	Charter Color	Charter Math (DFS)	Charter Change	State Color	State Math (DFS)	Charter to State Comparison (DFS)
All Students	**Not Met**	**Orange**	**-104.0**	**1.3**	**Orange**	**-49.1**	**Lower**
Black or African American	Not Met	Red	-128.4	0.0	Red	-104.5	Lower
Latino	Not Met	Red	-118.0	-0.8	Orange	-80.8	Lower
White	Not Met	Orange	-103.4	-22.2	Yellow	-11.1	Lower
Socioeconomically Disadvantaged	Not Met	Yellow	-104.0	13.9	Yellow	-80.8	Lower
Students with Disabilities	Not Met	Red	-245.7	-13.4	Orange	-127.3	Lower

Data Sources: CA School Dashboard Research Files (https://www.cde.ca.gov/ta/ac/cm/dashboardresources.asp?tabsection=3)

University High School Charter - Math Indicator - 2023-2024

Student Group	Charter Participation Rate	Charter Color	Charter Math (DFS)	Charter Change	State Color	State Math (DFS)	Charter to State Comparison (DFS)
All Students	**Met**	**Yellow**	**-68.9**	**35.1**	**Orange**	**-47.6**	**Lower**
Black or African American	Met	Yellow	-86.8	41.7	Red	-102.2	Higher
Latino	Met	Yellow	-81.1	36.9	Orange	-79.2	Lower
White	Met	Green	-40.1	63.3	Yellow	-10.3	Lower
English Learner	Not Met	No Performance Color	-178.4	65.0	Orange	-93.4	Lower
Socioeconomically Disadvantaged	Not Met	Yellow	-75.3	28.7	Orange	-78.2	Higher
Students with Disabilities	Not Met	Orange	-194.0	51.7	Red	-124.3	Lower

Data Sources: CA School Dashboard Research Files (https://www.cde.ca.gov/ta/ac/cm/dashboardresources.asp?tabsection=3)

University High School Charter - Math Indicator - 2024-2025

Student Group	Charter Participation Rate	Charter Color	Charter Math (DFS)	Charter Change	State Color	State Math (DFS)	Charter to State Comparison (DFS)
All Students	**Met**	**Orange**	**-73.6**	**-4.7**	**Yellow**	**-42.4**	**Lower**
Black or African American	Not Met	Orange	-106.4	-19.6	Orange	-95.8	Lower
Latino	Met	Orange	-85.6	-4.5	Yellow	-73.6	Lower

Student Group	Charter Participation Rate	Charter Color	Charter Math (DFS)	Charter Change	State Color	State Math (DFS)	Charter to State Comparison (DFS)
White	Not Met	Green	-27.2	12.9	Green	-6.2	Lower
Socioeconomically Disadvantaged	Met	Orange	-88.4	-13.1	Yellow	-72.9	Lower
Students with Disabilities	Not Met	Orange	-171.6	22.4	Orange	-120.7	Lower

Data Sources: CA School Dashboard Research Files (https://www.cde.ca.gov/ta/ac/cm/dashboardresources.asp?tabsection=3)

e. Science Indicator

In 2024 in Science, the charter school's Science Points (SPs) were lower than the state for All Students, and higher than the state for three of six numerically significant student groups. In 2025 in Science, the charter school's SPs were lower than the state for All Students, and higher than the state for four of six student groups.

University High School Charter - Science Indicator - 2023-2024

Student Group	Charter Participation Rate	Charter Color	Science Points	Charter Change	State Color	State Science Points	Charter to State Comparison
All Students	**Met**	**No Performance Color**	**49.9**	**1.4**	**No Performance Color**	**51.2**	**Lower**
Black or African American	Met	No Performance Color	45.2	1.1	No Performance Color	41.4	Higher
Latino	Met	No Performance Color	48.0	1.3	No Performance Color	45.4	Higher
White	Not Met	No Performance Color	55.8	6.9	No Performance Color	58.8	Lower
English Learner	Met	No Performance Color	34.9	-1.3	No Performance Color	39.0	Lower
Socioeconomically Disadvantaged	Met	No Performance Color	48.7	-1.0	No Performance Color	45.6	Higher
Students with Disabilities	Not Met	No Performance Color	35.6	2.0	No Performance Color	36.7	Lower

Data Sources: CA School Dashboard Research Files (https://www.cde.ca.gov/ta/ac/cm/dashboardresources.asp?tabsection=3)

University High School Charter - Science Indicator - 2024-2025

Student Group	Charter Participation Rate	Charter Color	Science Points	Charter Change	State Color	State Science Points	Charter to State Comparison
All Students	**Met**	**Yellow**	**51.3**	**1.4**	**Yellow**	**52.6**	**Lower**

Student Group	Charter Participation Rate	Charter Color	Science Points	Charter Change	State Color	State Science Points	Charter to State Comparison
Black or African American	Met	Yellow	46.3	1.1	Orange	43.4	Higher
Latino	Met	Yellow	49.2	1.3	Yellow	47.1	Higher
White	Not Met	Blue	62.7	6.9	Green	60.2	Higher
English Learner	Met	Red	33.6	-1.3	Yellow	41.1	Lower
Socioeconomically Disadvantaged	Met	Yellow	47.7	-1.0	Yellow	47.1	Higher
Students with Disabilities	Not Met	Yellow	37.6	2.0	Orange	38.3	Lower

Data Sources: CA School Dashboard Research Files (https://www.cde.ca.gov/ta/ac/cm/dashboardresources.asp?tabsection=3)

f. English Learner Progress Indicator

In 2023 on the English Learner Progress Indicator (ELPI), the charter school's English Learner Progress Rate was higher than the state. In 2024 on the ELPI, the charter school's English Learner Progress Rates for the English Learner and Long-term English Leaner student groups were lower than the state. In 2025 on the ELPI, the charter school's English Learner Progress Rates for English Learner and Long-term English Learner student groups were higher than the state's rates.

University High School Charter - English Learner Progress Indicator - 2022-2023

Student Group	Charter ELPAC Participation Rate	Charter Color	Charter EL Progress Rate	Charter Change	State Color	State EL Progress Rate	Charter to State Comparison
English Learner	Met	Orange	52.6%	-2.6%	Yellow	48.7%	Higher

Data Sources: CA School Dashboard Research Files (https://www.cde.ca.gov/ta/ac/cm/dashboardresources.asp?tabsection=3)

University High School Charter - English Learner Progress Indicator - 2023-2024

Student Group	Charter ELPAC Participation Rate	Charter Color	Charter EL Progress Rate	Charter Change	State Color	State EL Progress Rate	Charter to State Comparison
English Learner	Met	Red	37.1%	-15.5%	Orange	45.7%	Lower
Long-Term English Learner	Not Met	Red	37.1%	-12.9%	Orange	45.8%	Lower

Data Sources: CA School Dashboard Research Files (https://www.cde.ca.gov/ta/ac/cm/dashboardresources.asp?tabsection=3)

University High School Charter - English Learner Progress Indicator - 2024-2025

Student Group	Charter ELPAC Participation Rate	Charter Color	Charter EL Progress Rate	Charter Change	State Color	State EL Progress Rate	Charter to State Comparison
English Learner	Met	Green	52.8%	15.7%	Yellow	46.4%	Higher

Student Group	Charter ELPAC Participation Rate	Charter Color	Charter EL Progress Rate	Charter Change	State Color	State EL Progress Rate	Charter to State Comparison
Long-Term English Learner	Not Met	No Performance Color	63.0%	25.8%	Green	49.1%	Higher

Data Sources: CA School Dashboard Research Files (https://www.cde.ca.gov/ta/ac/cm/dashboardresources.asp?tabsection=3)

g. College/Career Indicator

In 2023 and 2024 the charter school's percentage of students prepared was lower than the state for All Students, and lower than the state for three of five numerically significant student groups. In 2025, the charter school's percentage of students prepared was higher than the state for All Students, and higher than the state for four of six numerically significant student groups.

University High School Charter - College/Career Indicator - 2022-2023

Student Group	Charter Level	Charter Prepared	State Level	State Prepared	Charter to State Comparison
All Students	**Medium**	**40.1%**	**Medium**	**43.9%**	**Lower**
Black or African American	Low	28.8%	Low	25.1%	Higher
Latino	Medium	38.3%	Medium	35.5%	Higher
White	Medium	52.8%	Medium	53.2%	Lower
Socioeconomically Disadvantaged	Medium	35.1%	Medium	35.4%	Lower
Students with Disabilities	Very Low	9.3%	Low	12.3%	Lower

Data Sources: CA School Dashboard Research Files (https://www.cde.ca.gov/ta/ac/cm/dashboardresources.asp?tabsection=3)

University High School Charter - College/Career Indicator - 2023-2024

Student Group	Charter Color	Charter Prepared	Charter Change	State Color	State Prepared	Charter to State Comparison
All Students	**Yellow**	**39.2%**	**-0.9%**	**Yellow**	**45.3%**	**Lower**
Black or African American	Yellow	33.3%	4.5%	Yellow	28.1%	Higher
Latino	Yellow	36.6%	-1.7%	Yellow	37.4%	Lower
White	Orange	38.1%	-14.7%	Yellow	54.3%	Lower
Socioeconomically Disadvantaged	Green	37.4%	2.3%	Yellow	37.4%	Same
Students with Disabilities	Red	1.8%	-7.5%	Orange	13.5%	Lower

Data Sources: CA School Dashboard Research Files (https://www.cde.ca.gov/ta/ac/cm/dashboardresources.asp?tabsection=3)

University High School Charter - College/Career Indicator - 2024-2025

Student Group	Charter Color	Charter Prepared	Charter Change	State Color	State Prepared	Charter to State Comparison
All Students	**Green**	**54.7%**	**7.6%**	**Green**	**51.7%**	**Higher**
Black or African American	Green	60.0%	18.7%	Green	35.7%	Higher
Latino	Green	51.0%	7.0%	Green	45.1%	Higher
White	Green	54.5%	9.3%	Green	58.6%	Lower
English Learner	No Performance Color	15.4%	10.6%	Yellow	24.3%	Lower
Socioeconomically Disadvantaged	Green	52.4%	5.8%	Green	44.8%	Higher
Students with Disabilities	Yellow	22.1%	16.7%	Yellow	18.7%	Higher

Data Sources: CA School Dashboard Research Files (https://www.cde.ca.gov/ta/ac/cm/dashboardresources.asp?tabsection=3)

h. Graduation Indicator [HS only]
In 2023, 2024, and 2025, the charter school's percentage of graduated students was higher than the state for All Students and for a majority of numerically significant student groups.

i. Suspension Rate Indicator
In 2023, 2024, and 2025, the charter school's percentage of students suspended at least once was lower than the state for All Students, and for all numerically significant student groups.

j. Dashboard Local Indicators
Staff also considered the Local Indicators (e.g., Basic: Teachers, Instructional Materials, Facilities; Implementation of Academic Standards; Parent and Family Engagement; Local Climate Survey; Access to a Broad Course of Study) which have all been reported as "Met" in 2023, 2024, and 2025.

k. Additional Information
Not applicable

V. ANNUAL PERFORMANCE-BASED OVERSIGHT RESULTS

In accordance with Education Code section 47604.32, the District's Charter Schools Division (CSD) conducts at least one school site visit each year where the CSD evaluates charter school performance in the following categories: Governance; Student Achievement and Educational Performance; Organizational Management, Programs, and Operations. Charter schools are rated in each category based on information and evidence gathered at the time of the annual performance-based oversight visit following a four-point rubric: (4) *Accomplished*, (3) *Proficient*, (2) *Developing*, and (1) *Unsatisfactory*. Please see below for University outcomes on its annual oversight evaluation reports for the last two years.

a. Governance

Oversight Ratings/Concerns	
2023-2024	*Proficient*
2024-2025	*Proficient*
Concerns	No unresolved issues pending

b. Student Achievement and Educational Performance

Oversight Ratings/Concerns	
2023-2024	*Developing*
2024-2025	*Developing*
Concerns	The ratings of *Developing* in 2023-2024 and 2024-2025 were due to an average of applicable indicators.

c. Organizational Management, Programs, and Operations

Oversight Ratings/Concerns	
2023-2024	*Proficient*
2024-2025	*Proficient*
Concerns	No unresolved issues pending

VI. FURTHER ANALYSIS FOR MIDDLE PERFORMING CHARTER SCHOOLS

Following the review of the foregoing performance data for this charter school placing a greater weight on academic performance on the California School Dashboard, staff determined that the school's performance in Math requires further review.

Based on the charter school's performance on California School Dashboard, Staff conducted a further analysis of Math in comparison to the Resident Schools Median (RSM).[1] As indicated in the tables below, when comparing the school to the RSM, University's data indicates that its student performance on the California School Dashboard in 2023, 2024, and 2025 was higher than the RSM for All Students and for the majority of its numerically significant student groups in Math.

Resident Schools Analysis

University High School Charter 2022-2023 Math (Grades 3-8 and Grade 11) Academic Indicator Medians - CA School Dashboard Indicator							
Student Group	**Number of Students with Scores**	**Charter Color**	**Charter (DFS)**	**Resident Schools Number of Students with Scores**	**Resident Schools Median Color**	**Resident Schools Median (DFS)**	**Charter to Resident Schools Median Comparison (DFS)**
All Students	**292**	**Orange**	**-104.0**	**8,263**	**Orange**	**-140.8**	**Higher**
Black or African American	64	Red	-128.4	911	Orange	-155.2	Higher

[1] Per LAUSD Policy, a Resident Schools Median analysis is conducted for charter schools classified as Middle Performing, when determining whether closure of the charter school is in the best interest of pupils, among other factors.

University High School Charter 2022-2023 Math (Grades 3-8 and Grade 11) Academic Indicator Medians - CA School Dashboard Indicator

Student Group	Number of Students with Scores	Charter Color	Charter (DFS)	Resident Schools Number of Students with Scores	Resident Schools Median Color	Resident Schools Median (DFS)	Charter to Resident Schools Median Comparison (DFS)
Latino	161	Red	-118.0	6,402	Orange	-137.2	Higher
White	36	Orange	-103.4	174	Green	-25.7	Lower
Socioeconomically Disadvantaged	137	Yellow	-104.0	5,559	Orange	-142.8	Higher
Students with Disabilities	50	Red	-245.7	879	Red	-187.1	Lower

Data Sources: California School 2023 Dashboard Research data files. 2024-2025 Resident Schools used for comparison.

University High School Charter 2023-2024 Math (Grades 3-8 and Grade 11) Academic Indicator Medians - CA School Dashboard Indicator

Student Group	Number of Students with Scores	Charter Color	Charter (DFS)	Resident Schools Number of Students with Scores	Resident Schools Median Color	Resident Schools Median (DFS)	Charter to Resident Schools Median Comparison (DFS)
All Students	**319**	**Yellow**	**-68.9**	**8,632**	**Orange**	**-122.8**	**Higher**
Black or African American	64	Yellow	-86.8	838	Red	-173.4	Higher
Latino	184	Yellow	-81.1	6,872	Orange	-127.3	Higher
White	36	Green	-40.1	249	Green	-25.6	Lower
English Learner	35	No Color	-178.4	2,347	Orange	-186.4	Higher
Socioeconomically Disadvantaged	214	Yellow	-75.3	7,719	Orange	-126.3	Higher
Students with Disabilities	53	Orange	-194.0	847	Orange	-163.3	Lower

Data Sources: California School 2024 Dashboard Research data files. 2024-2025 Resident Schools used for comparison.

University High School Charter 2024-2025 Math (Grades 3-8 and Grade 11) Academic Indicator Medians - CA School Dashboard Indicator

Student Group	Number of Students with Scores	Charter Color	Charter (DFS)	Resident Schools Number of Students with Scores	Resident Schools Median Color	Resident Schools Median (DFS)	Charter to Resident Schools Median Comparison (DFS)
All Students	**289**	**Orange**	**-73.6**	**8,240**	**Orange**	**-113.2**	**Higher**
Black or African American	62	Orange	-106.4	837	Orange	-137.2	Higher
Latino	163	Orange	-85.6	6,462	Orange	-111.2	Higher
White	35	Green	-27.2	227	Orange	-54.3	Higher
Socioeconomically Disadvantaged	203	Orange	-88.4	7,502	Orange	-113.4	Higher

University High School Charter 2024-2025 Math (Grades 3-8 and Grade 11) Academic Indicator Medians - CA School Dashboard Indicator							
Student Group	**Number of Students with Scores**	**Charter Color**	**Charter (DFS)**	**Resident Schools Number of Students with Scores**	**Resident Schools Median Color**	**Resident Schools Median (DFS)**	**Charter to Resident Schools Median Comparison (DFS)**
Students with Disabilities	48	Orange	-171.6	784	Red	-164.4	Lower

Data Sources: California School 2025 Dashboard Research data files. 2024-2025 Resident Schools used for comparison.

VII. FISCAL MANAGEMENT AND PERFORMANCE

As an affiliated charter school, the District is responsible for the fiscal management of University High School Charter.

University High School Charter

Board District: 4 | Region: West | Location Code: 8886

CA School Dashboard: Academic Performance - English Language Arts

This report shows the performance levels for the English Language Arts Academic Performance Indicator for all student groups in grades 3-8 and 11. It also shows the participation rate, number of students tested, DFS (status), and performance level (color) for three consecutive years of the CA Dashboard. Performance Levels (colors) have five possible values (Red, Orange, Yellow, Green, Blue). A single asterisk (*) shows that the student group has fewer than 11 students and is not reported for privacy reasons. A cell with "–" means that data is not currently available. For student groups with less than 30 students and scores in the current and prior year, status is reported, but performance level (color) is not reported. Note: Charter Schools are treated as schools (not LEAs) when it comes to reporting Foster Youth and Homeless student groups. Charter schools will need at least 30 or more Foster Youth, or 30 or more Homeless youth, to receive a status level for each student group. The Every Student Succeeds Act requires districts and schools to test at least 95 percent of all students and student groups in English Language Arts and Mathematics. It also requires states to factor the participation rate into the Academic Indicator. For any local educational agency (LEA), school, or student group with less than 95 percent of students tested, the ESSA requires a penalty to be applied to the Academic Indicator. To meet this federal requirement, California assigns the Lowest Obtainable Scale Score (LOSS) to each student needed to bring the participation rate of the school, district, and/or student group to 95 percent. The LOSS assigned to each of these students who did not test will be used in calculating the Distance from Standard (DFS). When comparing school to state, only numerically significant student groups of 30 or more will be compared for accountability purposes.

Source: Data collected by the California Department of Education (CDE) through the California Longitudinal Pupil Achievement Data System (CALPADS), California School Dashboard, and testing vendor. Aggregate data files are provided by the CDE – Data Reporting Office at http://www.cde.ca.gov/ds/sd/sd/filesenr.asp and California School Dashboard System of Support https://www.cde.ca.gov/ta/ac/cm/. Please note: There may be slight differences with some of the information in this report and with what is displayed in Dataquest and California School Dashboard due to changes in file modifications such as Date Modified, Date Posted, other data updates by the testing vendor and updates in CALPADS.

ELA (Grades 3-8 and Grade 11) Academic Indicator - CA School Dashboard Indicator																								
	Dashboard 2023								Dashboard 2024								Dashboard 2025							
Student Group	Part. Rate	Students w/ Scores	DFS	Change	Change Level	Color	State DFS	School vs State	Part. Rate	Students w/ Scores	DFS	Change	Change Level	Color	State DFS	School vs State	Part. Rate	Students w/ Scores	DFS	Change	Change Level	Color	State DFS	School vs State
All Students	93%	293	-17.6	-8.0	Declined	Orange	-13.6	Lower	95%	318	1.0	18.5	Increased Significantly	Green	-13.2	Higher	98%	292	-4.6	-5.5	Declined	Orange	-8.1	Higher
African American/Black	91%	64	-25.4	23.7	Increased Significantly	Yellow	-59.6	Higher	97%	64	-22.5	2.9	Maintained	Orange	-58.9	Higher	98%	64	-33.2	-10.6	Declined	Orange	-51.3	Higher
Asian	86%	14	-1.1	-89.1	Declined Significantly	--	61.8	--	100%	20	97.4	98.4	Increased Significantly	--	60.7	--	100%	18	40.8	-56.5	Declined Significantly	--	61.9	--
English Learner	72%	23	-210.6	-43.6	Declined Significantly	--	-67.7	--	86%	35	-136.3	74.3	Increased Significantly	--	-67.6	Lower	100%	29	-110.6	25.7	Increased Significantly	--	-59.9	--
Latino	95%	162	-35.3	-29.3	Declined Significantly	Orange	-40.2	Higher	95%	184	-2.7	32.6	Increased Significantly	Yellow	-39.3	Higher	98%	161	-16.7	-13.9	Declined	Orange	-33.7	Higher
Socioeconomically Disadvantaged	95%	138	-19.1	-0.8	Maintained	Orange	-42.6	Higher	94%	214	-9.7	9.4	Increased	Yellow	-40.9	Higher	98%	207	-22.9	-13.1	Declined	Orange	-35.3	Higher
Students with Disabilities	74%	50	-186.2	-37.0	Declined Significantly	Red	-96.3	Lower	84%	53	-142.7	43.5	Increased Significantly	Orange	-95.6	Lower	92%	48	-120.8	21.9	Increased Significantly	Orange	-89.4	Lower
Two or More	92%	11	48.0	--	--	--	24.3	--	69%	13	-59.1	-107.1	Declined Significantly	--	24.3	--	100%	9	*	*	*	*	29.4	*
White	87%	36	0.4	7.7	Increased	Green	20.8	Lower	95%	35	-1.1	-1.5	Maintained	Orange	19.2	Lower	92%	35	50.3	51.4	Increased Significantly	Blue	23.8	Higher

Data Sources: California School Dashboard Research data files.

University High School Charter

Board District: 4 | Region: West | Location Code: 8886

CA School Dashboard: Academic Performance - Math

This report shows the performance levels for the Mathematics Academic Performance Indicator for all student groups in grades 3-8 and 11. It also shows the participation rate, number of students tested, DFS (status), and performance level (color) for three consecutive years of the CA Dashboard. Performance Levels (colors) have five possible values (Red, Orange, Yellow, Green, Blue). A single asterisk (*) shows that the student group has fewer than 11 students and is not reported for privacy reasons. A cell with ''–'' means that data is not currently available. For student groups with less than 30 students and scores in the current and prior year, status is reported, but performance level (color) is not reported. Note: Charter Schools are treated as schools (not LEAs) when it comes to reporting Foster Youth and Homeless student groups. Charter schools will need at least 30 or more Foster Youth, or 30 or more Homeless youth, to receive a status level for each student group. The Every Student Succeeds Act requires districts and schools to test at least 95 percent of all students and student groups in English Language Arts and Mathematics. It also requires states to factor the participation rate into the Academic Indicator. For any local educational agency (LEA), school, or student group with less than 95 percent of students tested, the ESSA requires a penalty to be applied to the Academic Indicator. To meet this federal requirement, California assigns the Lowest Obtainable Scale Score (LOSS) to each student needed to bring the participation rate of the school, district, and/or student group to 95 percent. The LOSS assigned to each of these students who did not test will be used in calculating the Distance from Standard (DFS). When comparing school to state, only numerically significant student groups of 30 or more will be compared for accountability purposes.

Source: Data collected by the California Department of Education (CDE) through the California Longitudinal Pupil Achievement Data System (CALPADS), California School Dashboard, and testing vendor. Aggregate data files are provided by the CDE – Data Reporting Office at http://www.cde.ca.gov/ds/sd/sd/filesenr.asp and California School Dashboard System of Support https://www.cde.ca.gov/ta/ac/cm/. Please note: There may be slight differences with some of the information in this report and with what is displayed in Dataquest and California School Dashboard due to changes in file modifications such as Date Modified, Date Posted, other data updates by the testing vendor and updates in CALPADS.

Math (Grades 3-8 and Grade 11) Academic Indicator - CA School Dashboard Indicator

	Dashboard 2023								Dashboard 2024								Dashboard 2025							
Student Group	Part. Rate	Students w/ Scores	DFS	Change	Change Level	Color	State DFS	School vs State	Part. Rate	Students w/ Scores	DFS	Change	Change Level	Color	State DFS	School vs State	Part. Rate	Students w/ Scores	DFS	Change	Change Level	Color	State DFS	School vs State
All Students	92%	292	-104.0	1.3	Maintained	Orange	-49.1	Lower	95%	319	-68.9	35.1	Increased Significantly	Yellow	-47.6	Lower	97%	289	-73.6	-4.7	Declined	Orange	-42.4	Lower
African American/Black	91%	64	-128.4	0.0	Maintained	Red	-104.5	Lower	97%	64	-86.8	41.7	Increased Significantly	Yellow	-102.2	Higher	92%	62	-106.4	-19.6	Declined Significantly	Orange	-95.8	Lower
Asian	93%	14	-3.4	-24.1	Declined Significantly	--	50.8	--	100%	20	32.4	35.8	Increased Significantly	--	49.5	--	100%	18	-7.3	-39.7	Declined Significantly	--	51.9	--
English Learner	68%	23	-243.4	-1.3	Maintained	--	-93.4	--	86%	35	-178.4	65.0	Increased Significantly	--	-93.4	Lower	100%	29	-163.4	15.0	Increased Significantly	--	-86.1	--
Latino	93%	161	-118.0	-0.8	Maintained	Red	-80.8	Lower	95%	184	-81.1	36.9	Increased Significantly	Yellow	-79.2	Lower	99%	163	-85.6	-4.5	Declined	Orange	-73.6	Lower
Socioeconomically Disadvantaged	93%	137	-104.0	13.9	Increased	Yellow	-80.8	Lower	94%	214	-75.3	28.7	Increased Significantly	Yellow	-78.2	Higher	96%	203	-88.4	-13.1	Declined	Orange	-72.9	Lower
Students with Disabilities	67%	50	-245.7	-13.4	Declined	Red	-127.3	Lower	84%	53	-194.0	51.7	Increased Significantly	Orange	-124.3	Lower	94%	48	-171.6	22.4	Increased Significantly	Orange	-120.7	Lower
Two or More	92%	11	-12.8	--	--	--	-7.4	--	69%	13	-120.9	-108.1	Declined Significantly	--	-5.3	--	89%	9	*	*	*	*	-0.7	*
White	87%	36	-103.4	-22.2	Declined Significantly	Orange	-11.1	Lower	97%	36	-40.1	63.3	Increased Significantly	Green	-10.3	Lower	92%	35	-27.2	12.9	Increased	Green	-6.2	Lower

Data Sources: California School Dashboard Research data files.

University High School Charter

Board District: 4 | Region: West | Location Code: 8886

CA School Dashboard: Academic Performance - Science

This report shows the performance levels for the Science Indicator for all student groups in grades 5, 8, and once during high school. It also shows the participation rate, number of students tested, science points (status), and performance level (color) for the 2025 CA Dashboard. Performance Levels (colors) have five possible values (Red, Orange, Yellow, Green, Blue). A single asterisk (*) shows that the student group has fewer than 11 students and is not reported for privacy reasons. A cell with "–" means that data is not currently available. For student groups with less than 30 students and scores in the current and prior year, status is reported, but performance level (color) is not reported. Note: Charter Schools are treated as schools (not LEAs) when it comes to reporting Foster Youth and Homeless student groups. Charter schools will need at least 30 or more Foster Youth, or 30 or more Homeless youth, to receive a status level for each student group. The Science Indicator is calculated using two components: Science Points (SPs) and participation rate. The California State Board of Education (SBE) adopted a participation rate requirement within the Science Indicator to require LEAs, schools, and student groups to test at least 95 percent of their students. If they fail to meet this target, a Lowest Obtainable Scale Score (LOSS) is assigned to each student needed to bring the participation rate of the LEAs, schools and/or student group to 95 percent. The LOSS assigned to each of these students who did not test will be used in calculating the average SPs. If an LEA, school, and/or student group participation rate is 95 percent or above, assigned LOSS is not applied. When comparing school to state, only numerically significant student groups of 30 or more will be compared for accountability purposes.

Source: Data collected by the California Department of Education (CDE) through the California Longitudinal Pupil Achievement Data System (CALPADS), California School Dashboard, and testing vendor. Aggregate data files are provided by the CDE – Data Reporting Office at http://www.cde.ca.gov/ds/sd/sd/filesenr.asp and California School Dashboard System of Support https://www.cde.ca.gov/ta/ac/cm/. Please note: There may be slight differences with some of the information in this report and with what is displayed in Dataquest and California School Dashboard due to changes in file modifications such as Date Modified, Date Posted, other data updates by the testing vendor and updates in CALPADS.

Science (Grades 5,8 and Once in HS) Academic Indicator - CA School Dashboard Indicator														
	Dashboard 2024						Dashboard 2025							
Student Group	Part. Rate	Students w/ Scores	Science Points	Color	State Science Points	School vs State	Part. Rate	Students w/ Scores	Science Points	Change	Change Level	Color	State Science Points	School vs State
All Students	97%	486	49.9	--	51.2	Lower	98%	295	51.3	1.4	Maintained	Yellow	52.6	Lower
African American/Black	94%	97	45.2	--	41.4	Higher	100%	63	46.3	1.1	Maintained	Yellow	43.4	Higher
Asian	100%	29	67.1	--	66.7	--	100%	17	58.5	-8.7	Declined Significantly	--	67.0	--
English Learner	98%	38	34.9	--	39.0	Lower	97%	31	33.6	-1.3	Maintained	Red	41.1	Lower
Latino	98%	277	48.0	--	45.4	Higher	98%	165	49.2	1.3	Maintained	Yellow	47.1	Higher
Socioeconomically Disadvantaged	97%	324	48.7	--	45.6	Higher	99%	211	47.7	-1.0	Maintained	Yellow	47.1	Higher
Students with Disabilities	90%	66	35.6	--	36.7	Lower	93%	51	37.6	2.0	Increased	Yellow	38.3	Lower
Two or More	84%	18	51.4	--	59.7	--	100%	10	*	*	*	*	61.1	*
White	98%	59	55.8	--	58.8	Lower	94%	34	62.7	6.9	Increased Significantly	Blue	60.2	Higher

Data Sources: California School Dashboard Research data files.

University High School Charter

Board District: 4 | Region: West | Location Code: 8886

CA School Dashboard: English Learner Progress Indicator (ELPI)

This report shows the percentage of current English learner (EL) students making progress towards English language proficiency at their school for all student groups in grades 1-12. The English Learner Progress Indicator (ELPI) relies on the results of the Summative English Language Proficiency Assessment (ELPAC), including Summative Alternate ELPAC results, to determine EL student progress. For the EL students taking the Summative ELPAC, those who increase an ELPI level or maintain ELPAC Level 4 are counted as making progress towards English language proficiency. ELPI Change measures the rate at which schools are improving their ability to move their EL students towards English language proficiency. It is the difference between the prior year Status and the current year Status. A single asterisk (*) shows that the student group has fewer than 11 students and is not reported for privacy reasons. A cell with ''–'' means that data is not currently available. For student groups with less than 30 students and scores in the current and prior year, status is reported, but performance level (color) is not reported.

Data collected by the California Department of Education (CDE) through the California Longitudinal Pupil Achievement Data System (CALPADS), California School Dashboard, and testing vendor. Aggregate data files are provided by the CDE – Data Reporting Office at http://www.cde.ca.gov/ds/sd/sd/filesenr.asp and California School Dashboard System of Support https://www.cde.ca.gov/ta/ac/cm/. Please note: There may be slight differences with some of the information in this report and with what is displayed in Dataquest and California School Dashboard due to changes in file modifications such as Date Modified, Date Posted, other data updates by the testing vendor and updates in CALPADS.

English Learner Progress Indicator (ELPI) - CA School Dashboard Indicator

	Dashboard 2023							Dashboard 2024							Dashboard 2025						
Student Group	Students	ELPI	Change	Change Level	Color	State ELPI	School vs State	Students	ELPI	Change	Change Level	Color	State ELPI	School vs State	Students	ELPI	Change	Change Level	Color	State ELPI	School vs State
English Learner	57	52.6%	-2.6	Declined	Orange	48.7%	Higher	62	37.1%	-15.5	Declined Significantly	Red	45.7%	Lower	72	52.8%	15.7	Increased Significantly	Green	46.4%	Higher
Long-Term English Learner	--	--	--	--	--	--	--	35	37.1%	-12.9	Declined Significantly	Red	45.8%	Lower	27	63.0%	25.8	Increased Significantly	--	49.1%	Higher

Student English Language Acquisition Results Summative ELPAC

		School				State of California			
End Year	Student Group	Progressed at Least One ELPI Level	Maintained ELPI Level 4	Maintained ELPI Level 1, 2L, 2H, 3L, 3H	Decreased at Least One ELPI Level	Progressed at Least One ELPI Level	Maintained ELPI Level 4	Maintained ELPI Level 1, 2L, 2H, 3L, 3H	Decreased at Least One ELPI Level
2023	EL	50.9%	0.0%	24.6%	21.1%	45.7%	2.3%	32.2%	18.3%
2024	EL	37.1%	0.0%	37.1%	24.2%	43.2%	1.9%	34.4%	19.1%
2024	LTEL	37.1%	0.0%	20.0%	37.1%	41.6%	3.4%	28.5%	24.7%
2025	EL	51.4%	1.4%	30.6%	8.3%	44.6%	1.3%	35.5%	17.2%
2025	LTEL	59.3%	3.7%	14.8%	14.8%	46.1%	2.4%	28.2%	21.6%

Districts and schools that do not meet the 95 percent participation rate on the Summative ELPAC and Summative Alternative ELPAC and have at least 30 EL students enrolled during the testing window (February 1 to May 31) will receive a modified ELPI rate on the California School Dashboard (Dashboard). For each district and school that does not meet the 95 percent target, the minimum number of students needed to reach a participation rate of at least 95 percent is determined. The resulting number of students will be counted as not making progress in the current ELPI Status calculation.

Summative ELPAC Participation Rate Report

		School				State of California			
End Year	Student Group	Students Tested During Testing Window	Students Enrolled During Testing Window	Partipation Rate	Partipation Rate Greater Than 95%	Students Tested During Testing Window	Students Enrolled During Testing Window	Partipation Rate	Partipation Rate Greater Than 95%
2023	EL	79	81	97.5%	Y	1,048,300	1,069,515	98.0%	Y
2023	LTEL	25	26	96.2%	Y	193,182	202,530	95.4%	Y
2024	EL	90	95	94.7%	N	1,028,083	1,047,977	98.1%	Y
2024	LTEL	26	29	89.7%	N	182,603	190,459	95.9%	Y
2025	EL	84	94	89.4%	N	947,393	963,338	98.3%	Y
2025	LTEL	18	20	90.0%	N	175,106	181,495	96.5%	Y

University High School Charter

Board District: 4 | Region: West | Location Code: 8886

CA School Dashboard: Academic Performance - College / Career

This report shows the percentage of current graduates who meet specific College/Career Indicator (CCI) "prepared" criteria for all student groups in grades 9-12. For the 2023 Dashboard, the CCI will report the most current year data or "status only". Therefore the CCI will have performance displayed using one of five Status levels that range between Very Low (lowest performance), Low, Medium, High, and Very High (highest performance). A single asterisk (*) shows that the student group has fewer than 11 students and is not reported for privacy reasons. A cell with "–" means that data is not currently available. For student groups with 11-29 students or do not have at least 30 students with scores in the current and prior year, status and change are reported, and no performance level (color) will be reported. When comparing school to state, only numerically significant student groups of 30 or more will be compared for accountability purposes.

Source: Data collected by the California Department of Education (CDE) through the California Longitudinal Pupil Achievement Data System (CALPADS), California School Dashboard, and testing vendor. Aggregate data files are provided by the CDE – Data Reporting Office at http://www.cde.ca.gov/ds/sd/sd/filesenr.asp and California School Dashboard System of Support https://www.cde.ca.gov/ta/ac/cm/. Please note: There may be slight differences with some of the information in this report and with what is displayed in Dataquest and California School Dashboard due to changes in file modifications such as Date Modified, Date Posted, other data updates by the testing vendor and updates in CALPADS.

College / Career Academic Indicator (CCI) - CA School Dashboard Indicator																			
	Dashboard 2023					Dashboard 2024							Dashboard 2025						
Student Group	Students	CCI	Status Level	State CCI	School vs State	Students	CCI	Change	Change Level	Color	State CCI	School vs State	Students	CCI	Change	Change Level	Color	State CCI	School vs State
All Students	319	40.1%	Medium	43.9%	Lower	329	39.2%	-0.9	Maintained	Yellow	45.3%	Lower	353	54.7%	7.6	Increased	Green	51.7%	Higher
African American/Black	66	28.8%	Low	25.1%	Higher	75	33.3%	4.5	Increased	Yellow	28.1%	Higher	70	60.0%	18.7	Increased	Green	35.7%	Higher
Asian	12	66.7%	High	75.8%	--	14	71.4%	4.8	Increased	--	74.5%	--	19	89.5%	3.8	Increased	--	77.9%	--
English Learner	23	8.7%	Very Low	15.3%	--	21	4.8%	-3.9	Declined	--	17.2%	--	39	15.4%	10.6	Increased	--	24.3%	Lower
Homeless Youth	9	*	*	20.4%	*	16	18.8%	0.0	--	--	21.8%	--	13	30.8%	5.8	Increased	--	26.5%	--
Latino	175	38.3%	Medium	35.5%	Higher	175	36.6%	-1.7	Maintained	Yellow	37.4%	Lower	200	51.0%	7.0	Increased	Green	45.1%	Higher
Long-Term English Learner	--	--	--	--	--	17	0.0%	-14.3	Declined	--	16.5%	--	21	14.3%	14.3	Increased	--	24.9%	--
Socioeconomically Disadvantaged	242	35.1%	Medium	35.4%	Lower	262	37.4%	2.3	Increased	Green	37.4%	Same	292	52.4%	5.8	Increased	Green	44.8%	Higher
Students with Disabilities	54	9.3%	Very Low	12.3%	Lower	56	1.8%	-7.5	Declined	Red	13.5%	Lower	68	22.1%	16.7	Increased	Yellow	18.7%	Higher
Two or More	6	*	*	52.9%	*	14	50.0%	0.0	--	--	53.7%	--	12	50.0%	-14.3	Declined	--	58.6%	--
White	53	52.8%	Medium	53.2%	Lower	42	38.1%	-14.7	Declined	Orange	54.3%	Lower	44	54.5%	9.3	Increased	Green	58.6%	Lower

Data Sources: California School Dashboard Research data files.

University High School Charter

Board District: 4 | Region: West | Location Code: 8886

CA School Dashboard: Suspension Rate Indicator

This report shows the number of students who have been suspended at least once in the school year for all student groups in grades TK-12. A student is counted as suspended in the suspension rate only once regardless of multiple suspensions or multiple days of suspension. Please note that good performance on the Suspension Rate Indicator means having the lowest percentage of students suspended in the current year. A single asterisk (*) shows that the student group has fewer than 11 students and is not reported for privacy reasons. A cell with "–" means that data is not currently available. For student groups with less than 30 students with scores in the current and prior year, status and change are reported, but no performance level (color) will be reported. When comparing school to state, only numerically significant student groups of 30 or more will be compared for accountability purposes.

Source: Data collected by the California Department of Education (CDE) through the California Longitudinal Pupil Achievement Data System (CALPADS), California School Dashboard, and testing vendor. Aggregate data files are provided by the CDE – Data Reporting Office at http://www.cde.ca.gov/ds/sd/sd/filesenr.asp and California School Dashboard System of Support https://www.cde.ca.gov/ta/ac/cm/. Please note: There may be slight differences with some of the information in this report and with what is displayed in Dataquest and California School Dashboard due to changes in file modifications such as Date Modified, Date Posted, other data updates by the testing vendor and updates in CALPADS.

Suspension Rate Indicator - CA School Dashboard Indicator																					
	Dashboard 2023							Dashboard 2024							Dashboard 2025						
Student Group	Students	Suspension Rate	Change	Change Level	Color	State Suspension Rate	School vs State	Students	Suspension Rate	Change	Change Level	Color	State Suspension Rate	School vs State	Students	Suspension Rate	Change	Change Level	Color	State Suspension Rate	School vs State
All Students	1,457	0.1%	-0.8	Declined	Blue	3.5%	Lower	1,494	0.1%	0.1	Maintained	Blue	3.2%	Lower	1,477	0.2%	0.1	Maintained	Blue	2.9%	Lower
African American/Black	318	0.3%	-2.2	Declined Significantly	Blue	8.8%	Lower	321	0.6%	0.3	Increased	Yellow	8.4%	Lower	307	0.3%	-0.3	Declined	Blue	7.7%	Lower
Asian	66	0.0%	0.0	Maintained	Blue	1.1%	Lower	83	0.0%	0.0	Maintained	Blue	1.0%	Lower	74	0.0%	0.0	Maintained	Blue	1.0%	Lower
English Learner	100	0.0%	0.0	Maintained	Blue	3.7%	Lower	115	0.0%	0.0	Maintained	Blue	3.4%	Lower	118	0.0%	0.0	Maintained	Blue	3.2%	Lower
Filipino	24	0.0%	0.0	Maintained	--	1.3%	--	18	0.0%	0.0	Maintained	--	1.2%	--	21	0.0%	0.0	Maintained	--	1.1%	--
Homeless Youth	--	--	--	--	--	6.5%	--	45	0.0%	--	--	--	5.7%	Lower	39	2.6%	2.6	Increased	Orange	5.1%	Lower
Latino	800	0.0%	-0.4	Declined	Blue	3.8%	Lower	831	0.0%	0.0	Maintained	Blue	3.4%	Lower	825	0.1%	0.1	Maintained	Blue	3.0%	Lower
Long-Term English Learner	--	--	--	--	--	--	--	51	0.0%	0.0	Maintained	Blue	8.1%	Lower	47	0.0%	0.0	Maintained	Blue	7.0%	Lower
Socioeconomically Disadvantaged	674	0.1%	-0.7	Declined	Blue	4.5%	Lower	1,035	0.2%	0.0	Maintained	Blue	4.0%	Lower	1,079	0.3%	0.1	Maintained	Blue	3.6%	Lower
Students with Disabilities	243	0.0%	-0.9	Declined	Blue	5.9%	Lower	253	0.4%	0.4	Increased	Green	5.4%	Lower	239	0.4%	0.0	Maintained	Blue	5.0%	Lower
Two or More	46	0.0%	-1.9	Declined	Blue	3.3%	Lower	58	0.0%	0.0	Maintained	Blue	3.0%	Lower	64	1.6%	1.6	Increased	Orange	2.8%	Lower
White	199	0.0%	0.0	Maintained	Blue	2.9%	Lower	176	0.0%	0.0	Maintained	Blue	2.6%	Lower	182	0.0%	0.0	Maintained	Blue	2.4%	Lower

Data Sources: California School Dashboard Research data files.

University High School Charter

Board District: 4 | Region: West | Location Code: 8886

CA School Dashboard: Graduation Rate Indicator

This report shows the combined four- and five-year graduation rate for comprehensive (or traditional) high schools and Dashboard Alternative School Status (DASS) schools for all student groups in grades 9-12. This rate is based on the number of high school students who graduate with a regular high school diploma in either four or five years. The 2025 Graduation Rate Indicator includes students from the most recent graduation cohort (Class of 2025) as well as students from the prior cohort (Class of 2024) who graduated in their fifth year of high school in 2023-25. A single asterisk (*) shows that the student group has fewer than 11 students and is not reported for privacy reasons. A cell with "–" means that data is not currently available. For student groups with less than 30 students with scores in the current and prior year, status is reported, but no performance level (color) will be reported. When comparing school to state, only numerically significant student groups of 30 or more will be compared for accountability purposes.

Source: Data collected by the California Department of Education (CDE) through the California Longitudinal Pupil Achievement Data System (CALPADS), California School Dashboard, and testing vendor. Aggregate data files are provided by the CDE – Data Reporting Office at http://www.cde.ca.gov/ds/sd/sd/filesenr.asp and California School Dashboard System of Support https://www.cde.ca.gov/ta/ac/cm/. Please note: There may be slight differences with some of the information in this report and with what is displayed in Dataquest and California School Dashboard due to changes in file modifications such as Date Modified, Date Posted, other data updates by the testing vendor and updates in CALPADS.

Graduation Rate Indicator - CA School Dashboard Indicator																						
	Dashboard 2023							Dashboard 2024							Dashboard 2025							
Student Group	Students	Graduation Rate	Change	Change Level	Color	State Graduation Rate	School vs State	Students	Graduation Rate	Change	Change Level	Color	State Graduation Rate	School vs State	Students	Graduation Rate	Change	Change Level	Color	State Graduation Rate	School vs State
All Students	320	90.3%	-1.7	Declined	Orange	86.4%	Higher	332	92.2%	1.9	Increased	Green	86.7%	Higher	355	92.1%	-0.1	Maintained	Green	87.8%	Higher
African American/Black	67	92.5%	-0.3	Maintained	Green	78.5%	Higher	75	93.3%	0.8	Maintained	Green	79.1%	Higher	70	97.1%	3.8	Increased	Blue	82.6%	Higher
Asian	12	100.0%	5.9	Increased Significantly	--	94.5%	--	14	100.0%	0.0	Maintained	--	92.2%	--	19	100.0%	0.0	Maintained	--	92.6%	--
English Learner	23	60.9%	-10.6	Declined Significantly	--	73.5%	--	22	68.2%	7.3	Increased Significantly	--	77.9%	--	41	73.2%	5.0	Increased Significantly	--	79.7%	Lower
Homeless Youth	9	*	*	*	*	73.7%	*	16	87.5%	--	--	--	75.7%	--	13	84.6%	-2.9	Declined	--	77.1%	--
Latino	175	89.7%	-3.6	Declined	Orange	84.2%	Higher	177	94.4%	4.6	Increased	Green	85.3%	Higher	201	92.0%	-2.3	Declined	Yellow	86.9%	Higher
Long-Term English Learner	--	--	--	--	--	--	--	18	66.7%	-11.9	Declined Significantly	--	80.8%	--	23	82.6%	15.9	Increased Significantly	--	84.0%	--
Socioeconomically Disadvantaged	243	88.9%	-5.4	Declined Significantly	Orange	83.7%	Higher	265	93.6%	4.7	Increased	Green	84.4%	Higher	293	92.8%	-0.8	Maintained	Green	86.2%	Higher
Students with Disabilities	55	72.7%	1.3	Increased	Yellow	72.7%	Same	59	78.0%	5.2	Increased Significantly	Yellow	74.4%	Higher	70	84.3%	6.3	Increased Significantly	Green	77.1%	Higher
Two or More	6	*	*	*	*	88.6%	*	14	85.7%	--	--	--	88.3%	--	12	75.0%	-10.7	Declined Significantly	--	87.9%	--
White	53	84.9%	-5.3	Declined Significantly	Orange	89.8%	Lower	43	81.4%	-3.5	Declined	Orange	89.2%	Lower	45	84.4%	3.0	Increased	Green	89.0%	Lower

Data Sources: California School Dashboard Research data files.

University High School Charter

Board District: 4 | Region: West | Location Code: 8886

Enrollment Report

This report displays CALPADS K-12 enrollment number and percentages of select student groups. Annual enrollment consists of the number of students primarily enrolled on Census Day (the first Wednesday in October). This information was submitted by local educational agencies (LEAs) and charter schools to the California Department of Education (CDE) as part of the annual Fall 1 data submission in the California Longitudinal Pupil Achievement Data System (CALPADS). These data were reviewed and certified in CALPADS as being accurate by authorized district or school personnel. In order to certify data in CALPADS, authorized district or charter school personnel are required to review the accuracy of all data associated with the applicable CALPADS submission. The CDE collects some data on GATE programs through the CALPADS; however, this information is submitted by LEAs on a voluntary basis and it wouldn't necessarily be accurate as per CDE.

Source: Data collected by the California Department of Education (CDE) through the California Longitudinal Pupil Achievement Data System (CALPADS), California School Dashboard, and testing vendor. Aggregate data files are provided by the CDE – Data Reporting Office at http://www.cde.ca.gov/ds/sd/sd/filesenr.asp and California School Dashboard System of Support https://www.cde.ca.gov/ta/ac/cm/. Please note: There may be slight differences with some of the information in this report and with what is displayed in Dataquest and California School Dashboard due to changes in file modifications such as Date Modified, Date Posted, other data updates by the testing vendor and updates in CALPADS.

Enrollment by Ethnicity and Student Group						
	2023-2024			2024-2025		
Student Group	**School**	**Los Angeles Unified**	**State of California**	**School**	**Los Angeles Unified**	**State of California**
Enrollment	1,422	529,902	5,837,690	1,385	516,685	5,806,221
F/R Meal	67.4%	80.6%	61.6%	72.3%	81.9%	62.7%
GATE	31.2%	11.6%	N/A	33.6%	13.0%	N/A
English Learner	6.7%	20.1%	18.4%	7.1%	18.6%	17.4%
Foster Youth	0.3%	0.6%	0.5%	0.3%	0.5%	0.5%
Homeless Youth	1.3%	2.1%	3.6%	1.7%	2.7%	4.0%
Socioeconomically Disadvantaged	68.4%	81.3%	62.7%	73.1%	82.4%	63.6%
Students w/ Disabilities	17.2%	14.8%	13.7%	15.7%	15.6%	14.2%
Migrant Youth	0.1%	0.2%	0.8%	0.1%	0.2%	0.8%
African American/Black	21.9%	7.3%	4.9%	21.4%	7.1%	4.9%
American Indian or Alaska Native	0.2%	0.1%	0.4%	0.1%	0.1%	0.4%
Asian	5.6%	3.4%	9.9%	4.7%	3.3%	10.1%
Filipino	1.3%	1.7%	2.2%	1.3%	1.6%	2.2%
Latino	55.6%	73.8%	56.1%	57.0%	73.6%	56.1%
Native Hawaiian or Pacific Islander	0.3%	0.2%	0.4%	0.1%	0.2%	0.4%
White	11.5%	9.8%	20.3%	11.7%	9.7%	20.0%
Two or More Races	3.4%	2.0%	4.6%	3.0%	2.1%	4.8%
Not Reported	0.3%	1.8%	1.1%	0.6%	2.2%	1.2%

N/A: The CDE does not publish centralized, statewide Gifted and Talented Education (GATE) data.

Data Source: Data Quest, Student and School Downloadable Data Files https://www.cde.ca.gov/ds/sd/sd/filesenr.asp

University High School Charter

Board District: 4 | Region: West | Location Code: 8886

Long-Term English Learners (LTEL) and “At-Risk”

Note: The “EL Total” column in this report displays the summed total of the disaggregated English Learner (EL) data in the four columns under the “English Learners” heading. The “Total (Ever-EL)” column displays the summed total of the data in the “RFEP” column plus the data in the four columns under the “English Learners” heading OR the data in the “EL Total” column, but not both. The percent values displayed in this report are calculated as a percent of the “Total (Ever-EL)” which fully and more accurately considers what happens to all EL students over time, including those who are Reclassified Fluent English Proficient (RFEP). Source: Data collected by the California Department of Education (CDE) through the California Longitudinal Pupil Achievement Data System (CALPADS), California School Dashboard, and testing vendor. Aggregate data files are provided by the CDE – Data Reporting Office at http://www.cde.ca.gov/ds/sd/sd/filesenr.asp and California School Dashboard System of Support https://www.cde.ca.gov/ta/ac/cm/. Please note: There may be slight differences with some of the information in this report and with what is displayed in Dataquest and California School Dashboard due to changes in file modifications such as Date Modified, Date Posted, other data updates by the testing vendor and updates in CALPADS.

	2022-2023						2023-2024						2024-2025					
	School		Los Angeles Unified		State of California		School		Los Angeles Unified		State of California		School		Los Angeles Unified		State of California	
English Learners	#	%	#	%	#	%	#	%	#	%	#	%	#	%	#	%	#	%
LTEL 6+ Years	30	6.3%	17,921	7.3%	226,508	11.1%	39	7.2%	15,302	6.5%	211,186	10.6%	27	4.9%	13,052	5.9%	198,853	10.4%
At-Risk 4-5 Years	5	1.0%	17,295	7.1%	144,189	7.1%	4	0.7%	15,717	6.7%	136,188	6.8%	2	0.4%	11,406	5.2%	115,009	6.0%
EL 0-3 Years	28	5.9%	60,457	24.7%	505,486	24.8%	41	7.5%	60,574	25.7%	519,651	26.0%	56	10.2%	57,726	26.1%	516,862	26.9%
EL 4+ Years & Not At-Risk or LTEL	18	3.8%	18,850	7.7%	236,319	11.6%	11	2.0%	14,725	6.2%	207,768	10.4%	14	2.6%	13,775	6.2%	178,306	9.3%
EL Total	81	16.9%	114,523	46.8%	1,112,502	54.5%	95	17.5%	106,318	45.0%	1,074,793	53.8%	99	18.1%	95,959	43.3%	1,009,030	52.6%
RFEP	397	83.1%	130,377	53.2%	927,694	45.5%	449	82.5%	129,789	55.0%	924,422	46.2%	449	81.9%	125,465	56.7%	909,298	47.4%
Total Ever EL	478	100.0%	244,900	100.0%	2,040,196	100.0%	544	100.0%	236,107	100.0%	1,999,215	100.0%	548	100.0%	221,424	100.0%	1,918,328	100.0%

Data Source: Data Quest, Student and School Downloadable Data Files https://www.cde.ca.gov/ds/ad/filesltel.asp

University High School Charter

Board District: 4 | Region: West | Location Code: 8886

Students with Disabilities Report

This report displays the K-12 enrollment and the number of K-12 students with disabilities total, by incidence category, and by eligibility as reported on the Census Day (First Wednesday in October) CALPADS Fall 1 Certified Student Profile List Report (Report 8.1) submitted by Local Education Agencies (LEAs). LEAs are required to "certify" specified data during submission windows. The CDE uses certified data for state and federal reporting and to develop accountability metrics. Once data are certified by an LEA following the close of the Amendment Window, they are "frozen" and cannot be amended. High Incidence is defined as students in the Other Health Impairment, Specific Learning Disability, and Speech or Language Impairment categories. Low Incidence Students are defined as those in the Autism, Deafness, Emotional Disturbance, Hard of Hearing, Intellectual Disability, Multiple Disabilities, Orthopedic Impairment, Traumatic Brain Injury, and Visual Impairment categories.

Special Education Enrollment by Category												
	2023-2024						2024-2025					
	School			Los Angeles Unified			School			Los Angeles Unified		
Total Enrollment	**1,422**			**529,902**			**1,385**			**516,685**		
Students with Disabilities	**# of SWD**	**% of Total SWD**	**% of Total Enrollment**	**# of SWD**	**% of Total SWD**	**% of Total Enrollment**	**# of SWD**	**% of Total SWD**	**% of Total Enrollment**	**# of SWD**	**% of Total SWD**	**% of Total Enrollment**
Total SWD Enrollment	244	100.0%	17.2%	78,319	100.0%	14.8%	218	100.0%	15.7%	80,505	100.0%	15.6%
High Incidence	162	66.4%	11.4%	52,153	66.6%	9.8%	137	62.8%	9.9%	52,412	65.1%	10.1%
Low Incidence	82	33.6%	5.8%	26,162	33.4%	4.9%	81	37.2%	5.8%	28,084	34.9%	5.4%
Autism	59	24.2%	4.1%	18,713	23.9%	3.5%	62	28.4%	4.5%	20,802	25.8%	4.0%
Deaf-Blindness	0	0.0%	0.0%	4	0.0%	0.0%	0	0.0%	0.0%	7	0.0%	0.0%
Deafness	0	0.0%	0.0%	188	0.2%	0.0%	0	0.0%	0.0%	178	0.2%	0.0%
Emotional Disturbance	5	2.0%	0.4%	1,148	1.5%	0.2%	6	2.8%	0.4%	1,082	1.3%	0.2%
Established Medical Disability	0	0.0%	0.0%	0	0.0%	0.0%	0	0.0%	0.0%	1	0.0%	0.0%
Hard of Hearing	2	0.8%	0.1%	971	1.2%	0.2%	1	0.5%	0.1%	931	1.2%	0.2%
Intellectual Disability	12	4.9%	0.8%	3,393	4.3%	0.6%	10	4.6%	0.7%	3,381	4.2%	0.7%
Multiple Disabilities	0	0.0%	0.0%	965	1.2%	0.2%	0	0.0%	0.0%	1,035	1.3%	0.2%
Other Health Impairment	53	21.7%	3.7%	10,930	14.0%	2.1%	46	21.1%	3.3%	11,596	14.4%	2.2%
Orthopedic Impairment	0	0.0%	0.0%	533	0.7%	0.1%	0	0.0%	0.0%	434	0.5%	0.1%
Specific Learning Disability	107	43.9%	7.5%	29,615	37.8%	5.6%	89	40.8%	6.4%	29,368	36.5%	5.7%
Speech or Language Impairment	2	0.8%	0.1%	11,608	14.8%	2.2%	2	0.9%	0.1%	11,448	14.2%	2.2%
Traumatic Brain Injury	1	0.4%	0.1%	66	0.1%	0.0%	0	0.0%	0.0%	66	0.1%	0.0%
Visual Impairment	3	1.2%	0.2%	185	0.2%	0.0%	2	0.9%	0.1%	175	0.2%	0.0%

Data Source: CALPADS 8.1 FALL 1 Certified Report. This information was submitted by local educational agencies (LEAs) and charter schools to the California Department of Education (CDE) as part of the annual Fall 1 data submission in the California Longitudinal Pupil Achievement Data System (CALPADS).

University High School Charter

Resident Schools Data Set

Academic Performance Medians- Math

2022-2023 Math (Grades 3-8 and Grade 11) Academic Indicator Medians - CA School Dashboard Indicator						
School Name	**Percent of Students Enrolled in Magnet Gifted (If Applicable)**	**Student Group**	**Number of Students with Scores**	**Charter Performance Level (color)**	**Charter (DFS)**	**Charter to Resident Comparison (DFS)**
University High School Charter	N/A	All Students	292	Orange	-104.0	
Resident Schools	**Percent of Students Enrolled in Magnet Gifted (If Applicable)**	**Student Group**	**Number of Students with Scores**	**Resident Schools Median Color**	**Resident Schools Median (DFS)**	**Charter to Resident Comparison (DFS)**
Alain Leroy Locke College Preparatory Academy	N/A	All Students	248	Orange	-138.6	Higher
Alexander Hamilton Senior High	N/A	All Students	497	Yellow	-90.2	Lower
Ambassador-Global Leadership	N/A	All Students	260	Red	-138.4	Higher
Augustus Hawkins High	N/A	All Students	225	Orange	-165.1	Higher
Belmont Senior High	N/A	All Students	89	Red	-164.1	Higher
Communication and Technology at Diego Rivera Learning Complex	N/A	All Students	94	Orange	-140.2	Higher
Contreras Learning Center-Academic Leadership Community	N/A	All Students	105	Orange	-141.3	Higher
Contreras Learning Center-Los Angeles School of Global Studies	N/A	All Students	50	Red	-178.6	Higher
Contreras Learning Center-School of Social Justice	N/A	All Students	63	Orange	-169.1	Higher
Crenshaw Science, Technology, Engineering, Math and Medicine Magnet	N/A	All Students	108	Red	-183.1	Higher
Diego Rivera Learning Complex Green Design STEAM Academy	N/A	All Students	126	Red	-129.9	Higher

N/A: No Gifted/Highly Gifted Magnet program within the school.

2022-2023 Math (Grades 3-8 and Grade 11) Academic Indicator Medians - CA School Dashboard Indicator						863
School Name	**Percent of Students Enrolled in Magnet Gifted (If Applicable)**	**Student Group**	**Number of Students with Scores**	**Charter Performance Level (color)**	**Charter (DFS)**	**Charter to Resident Comparison (DFS)**
Dr. Maya Angelou Community High	N/A	All Students	182	Red	-191.8	Higher
Edward R. Roybal Learning Center	N/A	All Students	239	Red	-121.0	Higher
Fairfax Senior High	N/A	All Students	393	Yellow	-82.3	Lower
Foshay Learning Center	N/A	All Students	1,008	Red	-108.3	Higher
Gardena Senior High	N/A	All Students	363	Red	-142.6	Higher
George Washington Preparatory High	N/A	All Students	125	Orange	-182.3	Higher
John C. Fremont Senior High	N/A	All Students	412	Orange	-136.2	Higher
Los Angeles High School of the Arts	N/A	All Students	82	Red	-157.9	Higher
Los Angeles Senior High	N/A	All Students	187	Orange	-147.8	Higher
Manual Arts Senior High	N/A	All Students	213	Orange	-179.0	Higher
Mervyn M. Dymally High	N/A	All Students	142	Orange	-160.1	Higher
Nava College Preparatory Academy	N/A	All Students	98	Orange	-134.2	Higher
New Open World Academy K-12	N/A	All Students	477	Red	-107.2	Higher
Performing Arts Community at Diego Rivera Learning Complex	N/A	All Students	89	Orange	-118.7	Higher
Public Service Community at Diego Rivera Learning Complex	N/A	All Students	103	Yellow	-98.5	Lower
Ramon C. Cortines School of Visual and Performing Arts	N/A	All Students	268	Red	-143.8	Higher
Santee Education Complex	N/A	All Students	332	Orange	-128.0	Higher
School for the Visual Arts and Humanities	N/A	All Students	102	Red	-124.3	Higher

N/A: No Gifted/Highly Gifted Magnet program within the school.

2022-2023 Math (Grades 3-8 and Grade 11) Academic Indicator Medians - CA School Dashboard Indicator						864
School Name	**Percent of Students Enrolled in Magnet Gifted (If Applicable)**	**Student Group**	**Number of Students with Scores**	**Charter Performance Level (color)**	**Charter (DFS)**	**Charter to Resident Comparison (DFS)**
School of Business and Tourism at Contreras Learning Complex	N/A	All Students	64	Orange	-134.7	Higher
Susan Miller Dorsey Senior High	N/A	All Students	175	Red	-199.9	Higher
Thomas Jefferson Senior High	N/A	All Students	139	Red	-168.0	Higher
UCLA Community K-12	N/A	All Students	419	Yellow	-94.0	Lower
Venice Senior High	N/A	All Students	438	Orange	-69.8	Lower
WESM Health/Sports Medicine	15%	All Students	133	Red	-160.3	Higher
West Adams Preparatory High	N/A	All Students	215	Orange	-160.3	Higher
Resident Schools Median	**N/A**	**All Students**	**8,263**	**Orange**	**-140.8**	**Higher**

Data Sources: California School 2023 Dashboard Research data files. 2024-2025 Resident Schools used for comparison.

University High School Charter 2022-2023 Math (Grades 3-8 and Grade 11) Academic Indicator Medians - CA School Dashboard Indicator							
Student Group	**Number of Students with Scores**	**Charter Color**	**Charter (DFS)**	**Resident Schools Number of Students with Scores**	**Resident Schools Median Color**	**Resident Schools Median (DFS)**	**Charter to Resident Schools Median Comparison (DFS)**
All Students	**292**	**Orange**	**-104.0**	**8,263**	**Orange**	**-140.8**	**Higher**
Black or African American	64	Red	-128.4	911	Orange	-155.2	Higher
Latino	161	Red	-118.0	6,402	Orange	-137.2	Higher
White	36	Orange	-103.4	174	Green	-25.7	Lower
Socioeconomically Disadvantaged	137	Yellow	-104.0	5,559	Orange	-142.8	Higher
Students with Disabilities	50	Red	-245.7	879	Red	-187.1	Lower

Data Sources: California School 2023 Dashboard Research data files. 2024-2025 Resident Schools used for comparison.

N/A: No Gifted/Highly Gifted Magnet program within the school.

2023-2024 Math (Grades 3-8 and Grade 11) Academic Indicator Medians - CA School Dashboard Indicator						865
School Name	**Percent of Students Enrolled in Magnet Gifted (If Applicable)**	**Student Group**	**Number of Students with Scores**	**Charter Performance Level (color)**	**Charter (DFS)**	**Charter to Resident Comparison (DFS)**
University High School Charter	N/A	All Students	319	Yellow	-68.9	
Resident Schools	**Percent of Students Enrolled in Magnet Gifted (If Applicable)**	**Student Group**	**Number of Students with Scores**	**Resident Schools Median Color**	**Resident Schools Median (DFS)**	**Charter to Resident Comparison (DFS)**
Alain Leroy Locke College Preparatory Academy	N/A	All Students	253	Red	-159.1	Higher
Alexander Hamilton Senior High	N/A	All Students	467	Orange	-93.8	Higher
Ambassador-Global Leadership	N/A	All Students	238	Orange	-109.6	Higher
Augustus Hawkins High	N/A	All Students	238	Orange	-158.5	Higher
Belmont Senior High	N/A	All Students	128	Red	-176.0	Higher
Communication and Technology at Diego Rivera Learning Complex	N/A	All Students	112	Orange	-122.5	Higher
Contreras Learning Center-Academic Leadership Community	N/A	All Students	104	Orange	-122.7	Higher
Contreras Learning Center-Los Angeles School of Global Studies	N/A	All Students	75	Orange	-129.5	Higher
Contreras Learning Center-School of Social Justice	N/A	All Students	67	Orange	-163.1	Higher
Crenshaw Science, Technology, Engineering, Math and Medicine Magnet	N/A	All Students	115	Red	-183.6	Higher
Diego Rivera Learning Complex Green Design STEAM Academy	N/A	All Students	125	Red	-160.2	Higher
Dr. Maya Angelou Community High	N/A	All Students	229	Orange	-165.2	Higher
Edward R. Roybal Learning Center	N/A	All Students	268	Yellow	-109.2	Higher
Fairfax Senior High	N/A	All Students	346	Orange	-86.0	Higher

N/A: No Gifted/Highly Gifted Magnet program within the school.

2023-2024 Math (Grades 3-8 and Grade 11) Academic Indicator Medians - CA School Dashboard Indicator						866
School Name	**Percent of Students Enrolled in Magnet Gifted (If Applicable)**	**Student Group**	**Number of Students with Scores**	**Charter Performance Level (color)**	**Charter (DFS)**	**Charter to Resident Comparison (DFS)**
Foshay Learning Center	N/A	All Students	948	Yellow	-91.0	Higher
Gardena Senior High	N/A	All Students	313	Yellow	-108.0	Higher
George Washington Preparatory High	N/A	All Students	191	Orange	-171.8	Higher
John C. Fremont Senior High	N/A	All Students	387	Orange	-122.4	Higher
Los Angeles High School of the Arts	N/A	All Students	98	Orange	-123.0	Higher
Los Angeles Senior High	N/A	All Students	250	Red	-152.6	Higher
Manual Arts Senior High	N/A	All Students	243	Orange	-154.7	Higher
Mervyn M. Dymally High	N/A	All Students	172	Orange	-153.6	Higher
Nava College Preparatory Academy	N/A	All Students	112	Yellow	-103.6	Higher
New Open World Academy K-12	N/A	All Students	471	Orange	-98.9	Higher
Performing Arts Community at Diego Rivera Learning Complex	N/A	All Students	126	Red	-121.2	Higher
Public Service Community at Diego Rivera Learning Complex	N/A	All Students	119	Red	-117.6	Higher
Ramon C. Cortines School of Visual and Performing Arts	N/A	All Students	262	Yellow	-110.3	Higher
Santee Education Complex	N/A	All Students	382	Red	-129.9	Higher
School for the Visual Arts and Humanities	N/A	All Students	114	Yellow	-109.5	Higher
School of Business and Tourism at Contreras Learning Complex	N/A	All Students	56	Yellow	-85.6	Higher
Susan Miller Dorsey Senior High	N/A	All Students	182	Orange	-162.9	Higher
Thomas Jefferson Senior High	N/A	All Students	130	Orange	-147.8	Higher

N/A: No Gifted/Highly Gifted Magnet program within the school.

2023-2024 Math (Grades 3-8 and Grade 11) Academic Indicator Medians - CA School Dashboard Indicator						
School Name	**Percent of Students Enrolled in Magnet Gifted (If Applicable)**	**Student Group**	**Number of Students with Scores**	**Charter Performance Level (color)**	**Charter (DFS)**	**Charter to Resident Comparison (DFS)**
UCLA Community K-12	N/A	All Students	432	Orange	-92.8	Higher
Venice Senior High	N/A	All Students	505	Yellow	-61.2	Lower
WESM Health/Sports Medicine	15%	All Students	148	Red	-161.6	Higher
West Adams Preparatory High	N/A	All Students	226	Orange	-156.7	Higher
Resident Schools Median	**N/A**	**All Students**	**8,632**	**Orange**	**-122.8**	**Higher**

Data Sources: California School 2024 Dashboard Research data files. 2024-2025 Resident Schools used for comparison.

University High School Charter 2023-2024 Math (Grades 3-8 and Grade 11) Academic Indicator Medians - CA School Dashboard Indicator							
Student Group	**Number of Students with Scores**	**Charter Color**	**Charter (DFS)**	**Resident Schools Number of Students with Scores**	**Resident Schools Median Color**	**Resident Schools Median (DFS)**	**Charter to Resident Schools Median Comparison (DFS)**
All Students	**319**	**Yellow**	**-68.9**	**8,632**	**Orange**	**-122.8**	**Higher**
Black or African American	64	Yellow	-86.8	838	Red	-173.4	Higher
Latino	184	Yellow	-81.1	6,872	Orange	-127.3	Higher
White	36	Green	-40.1	249	Green	-25.6	Lower
English Learner	35	No Color	-178.4	2,347	Orange	-186.4	Higher
Socioeconomically Disadvantaged	214	Yellow	-75.3	7,719	Orange	-126.3	Higher
Students with Disabilities	53	Orange	-194.0	847	Orange	-163.3	Lower

Data Sources: California School 2024 Dashboard Research data files. 2024-2025 Resident Schools used for comparison.

2024-2025 Math (Grades 3-8 and Grade 11) Academic Indicator Medians - CA School Dashboard Indicator						
School Name	**Percent of Students Enrolled in Magnet Gifted (If Applicable)**	**Student Group**	**Number of Students with Scores**	**Charter Performance Level (color)**	**Charter (DFS)**	**Charter to Resident Comparison (DFS)**
University High School Charter	N/A	All Students	289	Orange	-73.6	
Resident Schools	**Percent of Students Enrolled in Magnet Gifted (If Applicable)**	**Student Group**	**Number of Students with Scores**	**Resident Schools Median Color**	**Resident Schools Median (DFS)**	**Charter to Resident Comparison (DFS)**

N/A: No Gifted/Highly Gifted Magnet program within the school.

2024-2025 Math (Grades 3-8 and Grade 11) Academic Indicator Medians - CA School Dashboard Indicator						868
School Name	**Percent of Students Enrolled in Magnet Gifted (If Applicable)**	**Student Group**	**Number of Students with Scores**	**Charter Performance Level (color)**	**Charter (DFS)**	**Charter to Resident Comparison (DFS)**
Alain Leroy Locke College Preparatory Academy	N/A	All Students	239	Orange	-129.3	Higher
Alexander Hamilton Senior High	N/A	All Students	449	Orange	-91.2	Higher
Ambassador-Global Leadership	N/A	All Students	229	Yellow	-67.4	Lower
Augustus Hawkins High	N/A	All Students	257	Orange	-118.5	Higher
Belmont Senior High	N/A	All Students	127	Orange	-161.0	Higher
Communication and Technology at Diego Rivera Learning Complex	N/A	All Students	113	Yellow	-89.6	Higher
Contreras Learning Center-Academic Leadership Community	N/A	All Students	99	Yellow	-113.0	Higher
Contreras Learning Center-Los Angeles School of Global Studies	N/A	All Students	61	Yellow	-99.5	Higher
Contreras Learning Center-School of Social Justice	N/A	All Students	86	Orange	-150.4	Higher
Crenshaw Science, Technology, Engineering, Math and Medicine Magnet	N/A	All Students	102	Orange	-125.8	Higher
Diego Rivera Learning Complex Green Design STEAM Academy	N/A	All Students	104	Yellow	-105.3	Higher
Dr. Maya Angelou Community High	N/A	All Students	197	Orange	-131.6	Higher
Edward R. Roybal Learning Center	N/A	All Students	260	Red	-116.6	Higher
Fairfax Senior High	N/A	All Students	327	Orange	-84.1	Higher
Foshay Learning Center	N/A	All Students	895	Orange	-89.5	Higher
Gardena Senior High	N/A	All Students	323	Yellow	-64.4	Lower
George Washington Preparatory High	N/A	All Students	146	Orange	-126.3	Higher
John C. Fremont Senior High	N/A	All Students	413	Red	-130.5	Higher
Los Angeles High School of the Arts	N/A	All Students	89	Red	-120.9	Higher
Los Angeles Senior High	N/A	All Students	242	Orange	-146.5	Higher
Manual Arts Senior High	N/A	All Students	205	Orange	-144.0	Higher
Mervyn M. Dymally High	N/A	All Students	140	Orange	-115.6	Higher

N/A: No Gifted/Highly Gifted Magnet program within the school.

2024-2025 Math (Grades 3-8 and Grade 11) Academic Indicator Medians - CA School Dashboard Indicator						869
School Name	**Percent of Students Enrolled in Magnet Gifted (If Applicable)**	**Student Group**	**Number of Students with Scores**	**Charter Performance Level (color)**	**Charter (DFS)**	**Charter to Resident Comparison (DFS)**
Nava College Preparatory Academy	N/A	All Students	126	Orange	-105.1	Higher
New Open World Academy K-12	N/A	All Students	443	Yellow	-91.0	Higher
Performing Arts Community at Diego Rivera Learning Complex	N/A	All Students	117	Red	-118.6	Higher
Public Service Community at Diego Rivera Learning Complex	N/A	All Students	127	Green	-41.2	Lower
Ramon C. Cortines School of Visual and Performing Arts	N/A	All Students	285	Yellow	-104.3	Higher
Santee Education Complex	N/A	All Students	305	Yellow	-113.3	Higher
School for the Visual Arts and Humanities	N/A	All Students	121	Green	-56.7	Lower
School of Business and Tourism at Contreras Learning Complex	N/A	All Students	77	Green	-56.0	Lower
Susan Miller Dorsey Senior High	N/A	All Students	169	Orange	-147.4	Higher
Thomas Jefferson Senior High	N/A	All Students	127	Yellow	-112.1	Higher
UCLA Community K-12	N/A	All Students	418	Orange	-90.0	Higher
Venice Senior High	N/A	All Students	504	Green	-44.9	Lower
WESM Health/Sports Medicine	15%	All Students	129	Orange	-148.9	Higher
West Adams Preparatory High	N/A	All Students	189	Orange	-147.9	Higher
Resident Schools Median	**N/A**	**All Students**	**8,240**	**Orange**	**-113.2**	**Higher**

Data Sources: California School 2025 Dashboard Research data files. 2024-2025 Resident Schools used for comparison.

University High School Charter 2024-2025 Math (Grades 3-8 and Grade 11) Academic Indicator Medians - CA School Dashboard Indicator							
Student Group	**Number of Students with Scores**	**Charter Color**	**Charter (DFS)**	**Resident Schools Number of Students with Scores**	**Resident Schools Median Color**	**Resident Schools Median (DFS)**	**Charter to Resident Schools Median Comparison (DFS)**
All Students	**289**	**Orange**	**-73.6**	**8,240**	**Orange**	**-113.2**	**Higher**
Black or African American	62	Orange	-106.4	837	Orange	-137.2	Higher

N/A: No Gifted/Highly Gifted Magnet program within the school.

University High School Charter 2024-2025 Math (Grades 3-8 and Grade 11) Academic Indicator Medians - CA School Dashboard Indicator

870

Student Group	Number of Students with Scores	Charter Color	Charter (DFS)	Resident Schools Number of Students with Scores	Resident Schools Median Color	Resident Schools Median (DFS)	Charter to Resident Schools Median Comparison (DFS)
Latino	163	Orange	-85.6	6,462	Orange	-111.2	Higher
White	35	Green	-27.2	227	Orange	-54.3	Higher
Socioeconomically Disadvantaged	203	Orange	-88.4	7,502	Orange	-113.4	Higher
Students with Disabilities	48	Orange	-171.6	784	Red	-164.4	Lower

Data Sources: California School 2025 Dashboard Research data files. 2024-2025 Resident Schools used for comparison.

N/A: No Gifted/Highly Gifted Magnet program within the school.

ATTACHMENT D

LOS ANGELES UNIFIED SCHOOL DISTRICT

Board of Education Report

DESEGREGATION IMPACT STATEMENT (DIS)
University High School Charter
BOARD OF EDUCATION REPORT 451 – 25/26
June 12, 2026

I. Category of Proposed Action:
The proposed action would renew the charter for five (5) years, beginning July 1, 2026 until June 30, 2031 to serve up to 1,374 students in grades 9-12 in each year of the charter term.

II. Summary Description of Current District Practice:
Charter schools are schools of choice by legislation and are open to any student in the State of California. Charter schools are granted renewal for single charter status for a minimum period of two years to a maximum of seven (7) years, depending on the state's classification of High, Middle or Low for a charter school's performance pursuant to applicable law. Low performing charter schools may be renewed for a period of two years, Middle performing charter schools for five years, and High performing charter schools may receive a term of five, six or seven years. It should be noted, however, that although State legislation allows students to attend a charter school from any area in the state, the Los Angeles Unified School District (LAUSD) is under Court Order, Crawford v. LAUSD, which applies to all schools within or chartered through the LAUSD. Any modifications to the Court-Ordered Integration Program must first be approved by Student Integration Services.

III. Proposed Change:
The approval of this charter petition would renew the charter of University High School Charter for five (5) years beginning July 1, 2026 until June 30, 2031.

IV. Effects of This Proposal:
The Los Angeles Unified School District (LAUSD) does not guarantee availability of Court-ordered Integration funding. The charter school will be responsible for maintaining the Court Order and providing information requested by the LAUSD as set forth in the Charter petition. Modifications or school decisions cannot negatively impact or cause additional costs to the Court-ordered Integration budget.

V. Analyze the Impact of This Proposal on Integration, Desegregation, Re-segregation and/or Segregation:
If the Charter goals are met, there should be positive results on the five (5) Harms of Racial Isolation which are low academic achievement, low self-esteem, lack of access to post-secondary opportunities, interracial hostility and intolerance, and overcrowded conditions. The Court-ordered Integration Program for participating students will operate under various Court Orders for schools within the Los Angeles Unified School District. Any modification of the Court-ordered Integration Program must first be approved by Student Integration Services. Student Integration Services provided feedback for the charter petition to ensure compliance.

VI. If proposed action affects negatively any desegregation program, list other option(s) identified:
If the District Court-ordered Integration Guidelines are followed, there will not be a negative effect on the District's Court-ordered Integration Program.

PREPARED BY:

YOLANDA JORDAN
Specialist
Charter Schools Division

APPROVED BY:

KEITH H. ABRAHAMS, III
Executive Director
Student Integration Services

LOS ANGELES UNIFIED SCHOOL DISTRICT
Charter Schools Division

333 S. Beaudry Ave., 20th Floor
Los Angeles, CA 90017

Office: (213) 241-0399 • Fax: (213) 241-2054

ANDRÉS E. CHAIT
Acting Superintendent

CAROLYN SPAHT GONZALEZ
Chief of Staff

JOSÉ COLE-GUTIÉRREZ
Senior Executive Director of Strategy

MARLA WILLMOTT
Director, Charter Schools Division

AGREEMENT TO WAIVE AND EXTEND CHARTER PETITION TIMELINE

Charter petitioner(s) and charter school governing entity and/or board for the below named proposed/renewing charter school and governing board of the Los Angeles Unified School District ("Board") hereby mutually waive the 90-day timeline set forth in Education Code section 47605(b) and agree to extend the timeline as set forth below for the Board to grant or deny the proposed charter.

Proposed or Renewing Charter School: University High School Charter

Date Charter Petition/Renewal Petition Accepted for Review: March 12, 2026

Parties hereby agree to extend the timeline as follows:

In the event that the Board, acting in its sole discretion, does not make the target date set forth below available for action on charter items, the date of the next regularly scheduled Board meeting made available by the Board for action on charter items.

The target date for Board action on the petition is: June 12, 2026

NOTE REGARDING PETITIONS: Execution of this agreement expressly waives and extends the timeline for Board action on the submitted petition.

By signing below, the representative/petitioner executing this agreement attests that they have the authority to enter and sign this agreement on behalf of the proposed or renewing charter school and its governing board.

CLAUDIA MIDDLETON — 5/15/26

Authorized Representative/Petitioner
Proposed Charter School/Renewing Charter School — DATE

Yolanda Jordan — 5/15/2026

LAUSD Authorized Representative — DATE

Form REV. 05/13/2026

Return to Order of Business

TAB 27

Los Angeles Unified School District

333 South Beaudry Ave,
Los Angeles, CA 90017

Board of Education Report

File #: Rep-452-25/26, **Version:** 1 **Agenda Date:** 6/12/2026
In Control: Charter Schools Division

Approval of the Proposed Material Revision for Aspire Juanita Tate Academy Charter
Charter Schools Division

Brief Description:
(Approval of the Proposed Material Revision for Aspire Juanita Tate Academy Charter) Recommends approval of the material revision for Aspire Juanita Tate Academy Charter, a Middle performing, Start-Up Independent charter school, located in Board District 7 and Region South, to increase enrollment capacity.

Action Proposed:
Approve the material revision of the charter for Aspire Juanita Tate Academy Charter ("Charter School"), a Start-Up Independent charter school, to increase enrollment capacity from 360 to 500 students. This material revision is part of Aspire Juanita Tate Academy Charter's proposed plan to accommodate the additional students in all or a portion of the space vacated by the voluntary closure of Aspire Slauson Academy Charter. If the Board approves the material revision, the Board authorizes staff to execute reasonable instruments for such material revision. The recommendation for approval is based on the information set forth in the attached Staff Assessment and Recommendation Report.

Background:
Aspire Juanita Tate Academy Charter is a TK-6 school currently serving 314 students on a District facility at 123 W. 59th Street, Los Angeles, CA, 90003 in Board District 7 and Region South. Aspire Juanita Tate Academy Charter was approved by the LAUSD Board of Education on April 5, 2011. On November 24, 2020, the charter school was renewed for another five-year term to serve up to 360 students in grades TK-6.

On February 10, 2026, the Charter Schools Division commenced processing of Aspire Juanita Tate Academy Charter's complete material revision. Aspire Juanita Tate Academy Charter seeks to revise its current charter, which expires June 30, 2027.

Based on a comprehensive review of the material revision application and supporting documentation, staff has determined that the charter school has met the standards and criteria set forth in Education Code section 47605 (see Ed. Code, §47607(b)) and therefore recommends approval of the material revision of the charter.

Expected Outcomes:
Charter School is expected to operate its school in a manner consistent with Board action, policies and requirements, and local, state, and federal law including ordinances, statutes, and regulations as well as with the terms and conditions set forth in Charter School's petition. The measurable pupil outcomes and method by which pupil progress toward outcomes will be measured are set forth in the charter petition.

Board Options and Consequences:
"Yes" - If the Board adopts the recommendation of approval of the material revision of the charter, Charter

School would continue to operate as a charter school, as amended, for the remainder of the charter term, which includes accommodating additional students in all or a portion of the space vacated by the voluntary closure of Aspire Slauson Academy Charter. The Board's adoption of the material revision would also authorize staff to execute reasonable instruments for such material revision.

"No" - If the Board does not adopt the recommendation of approval of the material revision of the charter, and instead takes specific action to deny the proposed material revision of the charter, Charter School would continue to operate under the terms of its current charter consistently with the Board's action and direction.

Policy Implications:
All provisions in the FSDRL shall be consistent with and be governed by all applicable legal and District policy requirements. To the extent any inconsistency may exist between any provision contained in the FSDRL and any applicable legal and District policy requirement, those applicable legal and District policy requirements shall control and the FSDRL shall be updated accordingly.

Budget Impact:
State income and various other income sources to the District are reduced when current District students enroll at a charter school, and comparable or offsetting expenditure reduction may not occur in such cases. Under Education Code section 47604(d), a chartering authority that grants a charter to a charter school to be operated as or by a nonprofit public benefit corporation is not liable for the debts or obligations of the charter school or for claims arising from the performance of acts, errors, or omissions by the charter school, if the chartering authority has complied with all oversight responsibilities required by law including, but not limited to, those required by Education Code section 47604.32 and Education Code section 47605(m). As the chartering authority, the District will continue to monitor and evaluate the charter school's fiscal condition and operations, and management of public funds, including review of all legally required fiscal reports, and the annual update of the charter school's LCAP. (Ed. Code, §§ 47604.32, 47604.33, 47606.5.) Any significant modifications to the charter school's charter or operations that raise financial implications would require a material revision prior to implementation. Charter schools are expected to secure and maintain all insurance coverage consistent with applicable legal, District and charter requirements.

Charter School has selected to join the LAUSD Special Education Local Planning Area (SELPA) Option 3. Charter School's fair share contribution to special education will be 10% of the charter school's AB 602 (rate includes Base, Cost-of-Living Adjustment (COLA), and Growth/Decline reduced by the amount withheld for Program Specialist/Regionalized Services) and Federal IDEA revenues. This amount will be paid from Charter School's Local Control Funding Formula ("LCFF") funds or other unrestricted revenue sources and will be allocated to support the existing District-wide administration of special education supports and services. The amount withheld by the District from the Program Specialist/Regionalized Services in fiscal year will continue to be withheld and adjusted annually for COLA. An additional 10% of special education revenues will be retained by the District and allocated as directed by the Advisory Board and members of the LAUSD SELPA Option 3, with the leadership of the Director, Charter Operated Programs. These funds will be used to support the personnel for the members of the LAUSD SELPA Option 3; build management and operating procedures to create an infrastructure to support schools in meeting the needs of students with mild to severe disabilities; and, to create and implement new programs that serve students in charter schools. If Charter School does not spend their allocation of special education funds during a fiscal year of the charter petition period, the allocation of special education funds to Charter School for the next fiscal year will be reduced in an amount equal to the unspent special education funds of the previous fiscal year.

In addition to the payments required under this option, Charter School may request specific special education related services from the District through fee-for-service arrangements that will reflect the calculated cost of the requested services and will be contingent on the District's available resources.

Any change in the Option election that occurs during Charter School's charter term shall be mutually agreed upon and addressed in a Memorandum of Understanding (MOU) between the charter school and the District. The new Option election shall be effective on July 1 of the next school year with the corresponding fair share contribution.

Student Impact:
As stated in the LAUSD Policy and Procedures for Charter Schools, "[W]hen the LAUSD Board authorizes and oversees a charter school, it establishes a relationship to advance its vision and mission and to accelerate gains in academic achievement and accountability for all of its students and public schools," (Policy, p.3). Based on a comprehensive review and assessment of Charter School's request for material revision of the charter and its record of performance, staff has determined that Charter School has met the requirements for approval of the material revision.

Equity Impact:
Not applicable

Issues and Analysis:
If all applicable pending issues, including but not limited to special education requirements, special education local planning area (SELPA) requirements, governance, fiscal and facilities matters, are not resolved at the time of the Board meeting, the item may be pulled from the agenda as consistent with the Charter Schools Act and the LAUSD Policy and Procedures for Charter Schools.

Attachments:
Attachment A- Staff Assessment and Recommendation Report
Attachment B- Aspire Juanita Tate Academy Charter Data Set
Attachment C- Material Revision
Attachment D- Desegregation Impact Statement

Budget will be available prior to the board meeting at the following link:
<https://drive.google.com/drive/folders/1g3Cnav-EYP2nmE_BnmX49LppABl4YHOn?usp=sharing>

Submitted:
05/18/26

RESPECTFULLY SUBMITTED,

ANDRES E. CHAIT
Acting Superintendent

APPROVED BY:

CAROLYN SPAHT GONZALEZ
Chief of Staff

REVIEWED BY:

DEVORA NAVERA REED
General Counsel

✓ Approved as to form.

APPROVED & PRESENTED BY:

JOSÉ COLE-GUTIÉRREZ
Senior Executive Director of Strategy
Division of Data, Strategy, and Innovation

REVIEWED BY:

KURT E. JOHN
Deputy Chief Financial Officer

✓ Approved as to budget impact statement.

APPROVED & PRESENTED BY:

MARLA WILLMOTT
Director
Charter Schools Division

STAFF ASSESSMENT AND RECOMMENDATION REPORT
REQUEST FOR MATERIAL REVISION OF CHARTER

Board of Education Report 452-25/26
June 12, 2026

School Name:	**Aspire Juanita Tate Academy Charter**		
Type of Charter School:	**Start-Up Independent Charter School**		
Charter Operator	**Aspire Public Schools**		
Location Code:	**2254**		
Type of Site(s):	**District – Public School Choice**		
Site Address(es):	**123 W. 59th Street, Los Angeles, CA 90003 (Juanita Tate SRES #6)**		
Board District(s):	**7**	Region(s):	**South**
Grade Levels Served:	**TK-6**	Current Enrollment:	**314**
Grade Levels Authorized in Current Charter:	**TK-6**	Approved Enrollment in Current Charter:	**360**
CONSIDERATION:	**Material Revision to increase enrollment capacity to 500**		
CDE PERFORMANCE LEVEL: (PER CDE'S 2026 CLASSIFICATION)	**Middle Performing**		
CURRENT CHARTER TERM	**2021-2027**		
STAFF RECOMMENDATION:	**Approval**		

STAFF ASSESSMENT

I. ACTION PROPOSED

Staff recommends approval of the proposed material revision of the charter for Aspire Juanita Tate Academy Charter ("Aspire Tate" or "Charter School"), a TK-6 school located in Board District 7 and Region South, to increase enrollment capacity from 360 to 500 commencing in the 2026-2027 school year. This material revision is part of Aspire Tate's proposed plan to accommodate the additional students in all or a portion of the space vacated by the voluntary closure of Aspire Slauson Academy Charter. If the Board approves the material revision, the Board authorizes staff to execute reasonable instruments for such material revision.

Aspire Public Schools, the California nonprofit public benefit corporation that holds the charter under the ultimate direction of the board of directors, seeks the proposed increase in enrollment capacity to provide space for students who are currently enrolled at Aspire Slauson Academy Charter (TK-6), also located at the Juanita Tate Campus, which Aspire Public Schools' Governing Board has taken action to close, effective on June 30, 2026. Per the school's leadership, the increase in enrollment capacity at Aspire Tate will allow families the opportunity to stay at the campus after Aspire Slauson Academy Charter is closed and will reduce redundancy and improve their ability to support the remaining two schools. Aspire Inskeep Academy Charter (TK-6), the third school on the campus, will also remain open.

II. STANDARDS AND CRITERIA FOR MATERIAL REVISIONS

Material revisions are governed by the same standards and criteria that apply to new petitions (See Ed. Code, §§47605 and 47607). If the material revision contains a request to expand to one or more additional sites, or to add grade levels, staff must also determine whether the charter school is demonstrably unlikely to serve the interests of the entire community in which the school is proposing to locate. (See Ed. Code, § 47605(c)(7); Ed. Code, § 47607(a)(3) and (4)), and whether LAUSD is positioned to absorb the fiscal impact of the charter school expansion. (See Ed. Code, § 47605(c)(8); Ed. Code § 47607(a)(3) and (4).) Based on a comprehensive review of the material revision application, staff has determined that the charter school has met the standards and criteria for approval [described in Education Code section 47605] or were determined not to be a basis for denial of the material revision application. Staff analysis includes the following:

- Does the petition, as revised, include a sound educational program, a reasonably comprehensive description of the 15 elements required for petitions, an affirmation of each of the conditions described in Education Code section 47605(e), and are petitioners demonstrably unlikely to successfully implement the program set forth in the petition?
  These criteria have been determined not to be bases for denial.

- Does the petition contain a declaration of whether or not the charter school shall be deemed the exclusive public employer of the employees of the charter school?
  This requirement has been determined not to be a basis for denial.

- Is the charter school demonstrably unlikely to serve the interests of the entire community in which the school is proposing to locate? (Ed. Code, § 47605(c)(7).)
  This criterion has been determined not to be a basis for denial.

- Is the school district positioned to absorb the fiscal impact of the proposed charter school? (Ed. Code, § 47605(c)(8).)
  This criterion has been determined not to be a basis for denial.

III. GENERAL SCHOOL INFORMATION

A. Charter Details

	Aspire Juanita Tate Academy Charter
Initial Authorization:	On April 5, 2011, Aspire Juanita Tate Academy Charter was authorized by the LAUSD Board of Education to serve 288 students in grades K-6.
Most Recent Renewal	The charter was renewed on November 24, 2020, for a five-year term (July 1, 2021 - June 30, 2026) to serve up to 360 students in grades TK-6. Pursuant to Education Code section 47607.4, all charter schools whose term expires on or between January 1, 2022, and June 30, 2025, inclusive, shall have their term extended by two years, and all charter schools whose term expires on or between January 1, 2024, and June 30, 2027, inclusive, shall have their term extended by one

	Aspire Juanita Tate Academy Charter
	additional year. Thus, by operation of law, the charter term for Aspire Tate expires June 30, 2027.
Approved Material Revisions of Current Charter:	Not applicable
Board Benchmarks in Current Charter Term:	Not applicable
Material Revision Application:	The processing of Aspire Juanita Tate Academy Charter's complete material revision application commenced on February 10, 2026. Pursuant to the *LAUSD Policy and Procedures for Charter Schools*, the 120-day timeline (for presenting the material revision once processing commences) runs through June 10, 2026.
Master Plan for English Learners and Standard English Learners:	Aspire Tate implements its own Master Plan for English Learners and Standard English Learners.
Special Education SELPA	Aspire Tate participates in LAUSD Special Education Local Plan Area (SELPA) Option 3

B. Charter School Operator

Aspire Juanita Tate Academy Charter is operated by Aspire Public Schools (Aspire), a California nonprofit public benefit corporation that also operates eight other LAUSD-authorized charter schools.

IV. STUDENT ACHIEVEMENT AND EDUCATIONAL PERFORMANCE

a. Summary

Aspire Juanita Tate Academy Charter has been identified by the state as a Middle performing charter school. Please see discussion of the charter school's record of academic performance below.

Please see the Aspire Juanita Tate Academy Charter data set.

b. Measurements of Academic Performance on the California School Dashboard

The California School Dashboard displays performance for eight state measures. The Performance Level, or color, is based on two factors. The current year data for the measure (Status) and the difference between current year and prior year data (Change). The point at which these two levels intersect on the five-by-five table determines the color. From highest to lowest, the Performance Levels are Blue, Green, Yellow, Orange, and Red. Below, the 2023, 2024, and 2025, Dashboard Performance Levels (colors) are provided.

Aspire Juanita Tate Academy Charter Dashboard Indicators

School Year	ELA	Math	Science	English Learner Progress	College/Career	Chronic Absenteeism	Graduation Rate	Suspension Rate
2022-2023	Orange	Yellow	Not Applicable	Yellow	Not Applicable	Red	Not Applicable	Blue

School Year	ELA	Math	Science	English Learner Progress	College/Career	Chronic Absenteeism	Graduation Rate	Suspension Rate
2023-2024	Yellow	Orange	No Performance Color	Orange	Not Applicable	Yellow	Not Applicable	Blue
2024-2025	Yellow	Orange	Yellow	Blue	Not Applicable	Red	Not Applicable	Blue

Data Sources: CA School Dashboard Research Files (https://www.cde.ca.gov/ta/ac/cm/dashboardresources.asp?tabsection=3)

c. English Language Arts Indicator

In 2023 and 2024 in English Language Arts (ELA), the charter school's Distance from Standard (DFS) was lower than the state for All Students, and higher than the state for all four numerically significant student groups. In 2025 in ELA, the charter school's DFS was lower than the state for All Students, and higher than the state for all three numerically significant student groups.

Aspire Juanita Tate Academy Charter - English Language Arts Indicator - 2022-2023

Student Group	Charter Participation Rate	Charter Color	Charter ELA (DFS)	Charter Change	State Color	State ELA (DFS)	Charter to State Comparison (DFS)
All Students	**Met**	**Orange**	**-30.7**	**-1.2**	**Orange**	**-13.6**	**Lower**
Latino	Met	Orange	-27.6	0.3	Orange	-40.2	Higher
English Learner	Met	Orange	-56.7	-11.8	Orange	-67.7	Higher
Socioeconomically Disadvantaged	Met	Orange	-30.3	-0.4	Orange	-42.6	Higher
Students with Disabilities	Met	Orange	-60.0	1.5	Red	-96.3	Higher

Data Sources: CA School Dashboard Research Files (https://www.cde.ca.gov/ta/ac/cm/dashboardresources.asp?tabsection=3)

Aspire Juanita Tate Academy Charter - English Language Arts Indicator - 2023-2024

Student Group	Charter Participation Rate	Charter Color	Charter ELA (DFS)	Charter Change	State Color	State ELA (DFS)	Charter to State Comparison (DFS)
All Students	**Met**	**Yellow**	**-25.7**	**5.0**	**Orange**	**-13.2**	**Lower**
Latino	Met	Yellow	-23.2	4.4	Orange	-39.3	Higher
English Learner	Met	Yellow	-43.4	13.3	Orange	-67.6	Higher
Socioeconomically Disadvantaged	Met	Yellow	-25.7	4.6	Orange	-40.9	Higher
Students with Disabilities	Met	Red	-88.7	-28.7	Red	-95.6	Higher

Data Sources: CA School Dashboard Research Files (https://www.cde.ca.gov/ta/ac/cm/dashboardresources.asp?tabsection=3)

Aspire Juanita Tate Academy Charter - English Language Arts Indicator - 2024-2025

Student Group	Charter Participation Rate	Charter Color	Charter ELA (DFS)	Charter Change	State Color	State ELA (DFS)	Charter to State Comparison (DFS)
All Students	**Met**	**Yellow**	**-15.3**	**10.4**	**Yellow**	**-8.1**	**Lower**
Latino	Met	Yellow	-9.3	13.9	Yellow	-33.7	Higher
English Learner	Met	Yellow	-28.9	14.5	Yellow	-59.9	Higher

Student Group	Charter Participation Rate	Charter Color	Charter ELA (DFS)	Charter Change	State Color	State ELA (DFS)	Charter to State Comparison (DFS)
Socioeconomically Disadvantaged	Met	Yellow	-14.5	11.2	Yellow	-35.3	Higher

Data Sources: CA School Dashboard Research Files (https://www.cde.ca.gov/ta/ac/cm/dashboardresources.asp?tabsection=3)

d. Math Indicator

In 2023 and 2024 in Math, the charter school's DFS was higher than the state for All Students, and higher than the state for all four numerically significant student groups. In 2025 in Math, the charter school's DFS was lower than the state for All Students, and higher than the state for all three student groups.

Aspire Juanita Tate Academy Charter - Math Indicator - 2022-2023

Student Group	Charter Participation Rate	Charter Color	Charter Math (DFS)	Charter Change	State Color	State Math (DFS)	Charter to State Comparison (DFS)
All Students	**Met**	**Yellow**	**-36.2**	**4.3**	**Orange**	**-49.1**	**Higher**
Latino	Met	Yellow	-31.7	5.3	Orange	-80.8	Higher
English Learner	Met	Orange	-61.3	-13.4	Orange	-93.4	Higher
Socioeconomically Disadvantaged	Met	Yellow	-36.2	3.8	Yellow	-80.8	Higher
Students with Disabilities	Met	Yellow	-66.8	15.9	Orange	-127.3	Higher

Data Sources: CA School Dashboard Research Files (https://www.cde.ca.gov/ta/ac/cm/dashboardresources.asp?tabsection=3)

Aspire Juanita Tate Academy Charter - Math Indicator - 2023-2024

Student Group	Charter Participation Rate	Charter Color	Charter Math (DFS)	Charter Change	State Color	State Math (DFS)	Charter to State Comparison (DFS)
All Students	**Met**	**Orange**	**-38.4**	**-2.3**	**Orange**	**-47.6**	**Higher**
Latino	Met	Orange	-32.9	-1.2	Orange	-79.2	Higher
English Learner	Met	Yellow	-51.0	10.3	Orange	-93.4	Higher
Socioeconomically Disadvantaged	Met	Orange	-38.4	-2.2	Orange	-78.2	Higher
Students with Disabilities	Met	Orange	-94.4	-27.7	Red	-124.3	Higher

Data Sources: CA School Dashboard Research Files (https://www.cde.ca.gov/ta/ac/cm/dashboardresources.asp?tabsection=3)

Aspire Juanita Tate Academy Charter - Math Indicator - 2024-2025

Student Group	Charter Participation Rate	Charter Color	Charter Math (DFS)	Charter Change	State Color	State Math (DFS)	Charter to State Comparison (DFS)
All Students	**Met**	**Orange**	**-45.7**	**-7.2**	**Yellow**	**-42.4**	**Lower**
Latino	Met	Orange	-39.5	-6.6	Yellow	-73.6	Higher
English Learner	Met	Orange	-49.3	1.7	Yellow	-86.1	Higher
Socioeconomically Disadvantaged	Met	Orange	-46.0	-7.5	Yellow	-72.9	Higher

Data Sources: CA School Dashboard Research Files (https://www.cde.ca.gov/ta/ac/cm/dashboardresources.asp?tabsection=3)

e. Science Indicator

In 2024 in Science, the charter school's Science Points (SPs) were lower than the state for All Students, and higher than the state for both numerically significant student groups. In 2025 in Science, the charter school's SPs were lower than the state for All Students, and lower than the state for two of three student groups.

Aspire Juanita Tate Academy Charter - Science Indicator - 2023-2024

Student Group	Charter Participation Rate	Charter Color	Science Points	Charter Change	State Color	State Science Points	Charter to State Comparison
All Students	**Met**	**No Performance Color**	**47.1**	**-2.1**	**No Performance Color**	**51.2**	**Lower**
Latino	Met	No Performance Color	48.4	-2.0	No Performance Color	45.4	Higher
Socioeconomically Disadvantaged	Met	No Performance Color	47.1	-2.1	No Performance Color	45.6	Higher

Data Sources: CA School Dashboard Research Files (https://www.cde.ca.gov/ta/ac/cm/dashboardresources.asp?tabsection=3)

Aspire Juanita Tate Academy Charter - Science Indicator - 2024-2025

Student Group	Charter Participation Rate	Charter Color	Science Points	Charter Change	State Color	State Science Points	Charter to State Comparison
All Students	**Met**	**Yellow**	**45.1**	**-2.1**	**Yellow**	**52.6**	**Lower**
Latino	Met	Yellow	46.4	-2.0	Yellow	47.1	Lower
English Learner	Met	No Performance Color	42.3	-0.7	Yellow	41.1	Higher
Socioeconomically Disadvantaged	Met	Yellow	45.1	-2.1	Yellow	47.1	Lower

Data Sources: CA School Dashboard Research Files (https://www.cde.ca.gov/ta/ac/cm/dashboardresources.asp?tabsection=3)

f. English Learner Progress Indicator

In 2023, 2024, and 2025 on the English Learner Progress Indicator (ELPI), the charter school's English Learner Progress Rate was higher than the state.

Aspire Juanita Tate Academy Charter - English Learner Progress Indicator - 2022-2023

Student Group	Charter ELPAC Participation Rate	Charter Color	Charter EL Progress Rate	Charter Change	State Color	State EL Progress Rate	Charter to State Comparison
English Learner	Met	Yellow	51.2%	-1.3%	Yellow	48.7%	Higher

Data Sources: CA School Dashboard Research Files (https://www.cde.ca.gov/ta/ac/cm/dashboardresources.asp?tabsection=3)

Aspire Juanita Tate Academy Charter - English Learner Progress Indicator - 2023-2024

Student Group	Charter ELPAC Participation Rate	Charter Color	Charter EL Progress Rate	Charter Change	State Color	State EL Progress Rate	Charter to State Comparison
English Learner	Met	Orange	46.3%	-5.0%	Orange	45.7%	Higher

Data Sources: CA School Dashboard Research Files (https://www.cde.ca.gov/ta/ac/cm/dashboardresources.asp?tabsection=3)

Aspire Juanita Tate Academy Charter - English Learner Progress Indicator - 2024-2025

Student Group	Charter ELPAC Participation Rate	Charter Color	Charter EL Progress Rate	Charter Change	State Color	State EL Progress Rate	Charter to State Comparison
English Learner	Met	Blue	62.5%	16.2%	Yellow	46.4%	Higher

Data Sources: CA School Dashboard Research Files (https://www.cde.ca.gov/ta/ac/cm/dashboardresources.asp?tabsection=3)

g. College/Career Indicator
Not applicable

h. Chronic Absenteeism Indicator
In 2023 and 2024 on the Chronic Absenteeism Indicator, the charter school's rate of chronic absenteeism was higher than the state for All Students and for three of four numerically significant student groups. In 2025 on the Chronic Absenteeism Indicator, the charter school's rate of chronic absenteeism was higher than the state for All Students and for four of five numerically significant student groups.

In order to decrease the rate of Chronic Absenteeism, school leadership reports taking the following actions, which include but is not limited to, using data analysis to identify patterns and implement early intervention strategies and utilizing ongoing and regular communication with families to address attendance challenges and provide supports to reduce barriers to regular attendance.

i. Graduation Indicator [HS only]
Not applicable

j. Suspension Rate Indicator
In 2023, 2024, and 2025, the charter school's percentage of students suspended at least once was lower than the state for All Students and for all numerically significant student groups.

k. Dashboard Local Indicators
Staff also considered the Local Indicators (e.g., Basic: Teachers, Instructional Materials, Facilities; Implementation of Academic Standards; Parent and Family Engagement; Local Climate Survey; Access to a Broad Course of Study) which have all been reported as "Met" in 2023, 2024, and 2025.

l. Additional Information
Not applicable

V. ANNUAL PERFORMANCE-BASED OVERSIGHT VISIT RESULTS

In accordance with Education Code section 47604.32, the District's Charter Schools Division (CSD) conducts at least one school site visit each year where the CSD evaluates charter school performance in the following four categories: Governance; Student Achievement and Educational Performance; Organizational Management, Programs, and Operations; and Fiscal Operations. Charter schools are rated in each category based on information and evidence gathered at the time of the annual performance-based oversight visit following a four-point rubric: (4) *Accomplished*, (3) *Proficient*, (2) *Developing*, and (1) *Unsatisfactory*. Please see below for Aspire Juanita Tate Academy Charter outcomes on its annual oversight evaluation reports for the last two years.

a. Governance

Oversight Ratings/Concerns	
2023-2024	*Proficient*
2024-2025	*Proficient*
Concerns	No unresolved issues pending

b. Student Achievement and Educational Performance

Oversight Ratings/Concerns	
2023-2024	*Proficient*
2024-2025	*Proficient*
Concerns	No unresolved issues pending

c. Organizational Management, Programs, and Operations

Oversight Ratings/Concerns	
2023-2024	*Accomplished*
2024-2025	*Accomplished*
Concerns	No unresolved issues pending

d. Fiscal Operations

Oversight Ratings/Concerns	
2023-2024	*Developing*
2024-2025	*Developing*
Concerns	The rating of *Developing* in 2023-2024 was primarily due to a repeat audit finding related to the After School and Education Safety Program disclosed in Aspire Public Schools' 2022-2023 independent audit report, as well as a recurring issue involving the reversal of checks identified by the CSD during its review of Aspire's bank statements in the oversight process. During the 2024-2025 oversight review, the recurring issue was addressed and significantly improved, and the corrective action related to the audit finding was implemented per Aspire's 2023-2024 independent audit report. The rating of *Developing* in 2024-2025 was primarily due to two (2) material weaknesses identified in Aspire's 2023-2024 independent audit report, both concerning internal controls over financial reporting. Aspire's 2024-2025 independent audit report indicates that these two audit findings did not recur, as corrective actions were implemented.

VI. FISCAL MANAGEMENT AND PERFORMANCE

a. Fiscal Condition

Aspire Juanita Tate Academy Charter's fiscal condition is positive.

	2020-2021 (Audited Actuals)	2021-2022 (Audited Actuals)	2022-2023 (Audited Actuals)	2024-2025 (Audited Actuals)	2025-2026 (Second Interim)
Net Assets	$1,881,816	$3,910,572	$3,184,562	$2,592,170	$2,213,289
Net Income/Loss	$242,941	$2,028,756	($726,010)[1]	($592,392)[1]	($378,881)[2]

	2020-2021 (Audited Actuals)	2021-2022 (Audited Actuals)	2022-2023 (Audited Actuals)	2024-2025 (Audited Actuals)	2025-2026 (Second Interim)
Transfers In/Out	$0	$0	$0	$0	$0
Prior Year Adjustment(s)	$0	$0	$0	$0	$0
Norm Enrollment[A]	349	338	336	319	314

[1] According to Aspire Public Schools, net losses reported for Fiscal Years (FY) 2023-2024 and 2024-2025 were primarily due to the use of one-time funds received in FY 2022-2023.
[2] According to Aspire Public Schools, the projected net loss for FY 2025-2026 is primarily due to lower-than-expected student enrollment, which reduces revenue, and increased Special Education needs, which raise staffing and overall expenses.

Notwithstanding the net losses described above, Aspire Juanita Tate Academy Charter has maintained positive net assets for the most current four school years and projects positive net assets for FY 2025-2026. As summarized in the financial table above, Charter School reported $2,592,170 in net assets as of June 30, 2025, based on its 2024-2025 independent audit report.

[A] Aspire Juanita Tate Academy Charter reported 314 Norm Enrollment for Fiscal Year 2025-2026. As noted in **I. Action Proposed** section above, as part of this material revision application, Aspire Public Schools requests an increase in enrollment capacity from 360 to 500 beginning in FY 2026-2027, to accommodate students transitioning from Aspire Slauson Academy Charter. Based on the budget submitted with its material revision request, Aspire Juanita Tate Academy Charter projects 489 students for the remaining charter term (FY 2026-2027). The CSD will continue to monitor Charter School's student enrollment and financial condition as part of its oversight process.

b. <u>2024-2025 Independent Audit Report</u>
Audit Opinion: Unmodified/Unqualified
Material Weaknesses: None Reported
Deficiencies/Findings: Yes. See the description below.
Lack of a Going Concern: None Reported

Aspire's 2024-2025 independent audit report notes two (2) State Compliance-related findings pertaining to two (2) Aspire charter schools not authorized by LAUSD.

c. <u>Other Significant Fiscal Information</u>
The financial condition of the charter operator is summarized in the table below.

Aspire Public Schools					
Source: Independent Audit Report for the Year Ending June 30, 2025					
# of Charter Schools		**Including related parties and charter schools**		**Excluding related parties and charter schools**	
Operated	Authorized by LAUSD	Net Assets	Net Income / (Loss)	Net Assets	Net Income / (Loss)
36	9	$110,530,851	($18,896,687)[3]	($15,514,248)[3]	($2,712,267)[3]

Aside from Aspire Juanita Tate Academy Charter, Aspire Public Schools operates eight (8) other LAUSD-authorized schools: Aspire Centennial College Preparatory Academy, Aspire Firestone Academy, Aspire Gateway Academy Charter, Aspire Inskeep Academy Charter, Aspire Junior Collegiate Academy, Aspire Pacific Academy, Aspire Slauson Academy Charter, and Aspire Titan Academy. Aspire Public Schools operates 27 additional California schools authorized by various school districts and one (1) county of education office.

[3] Notwithstanding the reported net loss of approximately $19.0M (including related parties and charter schools) or $2.7M (excluding them), much of the Aspire organization's overall net loss and negative net assets was attributable to timing differences in recognizing one-time revenues and non-cash depreciation expenses, and accounting treatment of pass-through funds. The $18.9M net loss also includes losses of approximately $11.8 million incurred by all Aspire charter schools for FY 2024-2025. The LA Regional Office, which directly supports 11 Aspire charter schools in the Los Angeles area, including nine (9) LAUSD-authorized Aspire schools, reported a net loss of ($1,572,249) due to the use of prior-year recognized revenues and expanded regional programmatic and academic supports, while maintaining positive net assets of $1,074,151. Further, all nine (9) LAUSD-authorized Aspire charter schools reported positive net asset balances and met or exceeded the recommended financial ratio thresholds by the CSD as of June 30, 2025. As summarized in the table above, the overall Aspire organization reported positive net assets of approximately $110.5M as of June 30, 2025.

Aspire Juanita Tate Academy Charter

Board District: 7 | Region: South | Location Code: 2254

CA School Dashboard: Academic Performance - English Language Arts

This report shows the performance levels for the English Language Arts Academic Performance Indicator for all student groups in grades 3-8 and 11. It also shows the participation rate, number of students tested, DFS (status), and performance level (color) for three consecutive years of the CA Dashboard. Performance Levels (colors) have five possible values (Red, Orange, Yellow, Green, Blue). A single asterisk (*) shows that the student group has fewer than 11 students and is not reported for privacy reasons. A cell with "–" means that data is not currently available. For student groups with less than 30 students and scores in the current and prior year, status is reported, but performance level (color) is not reported. Note: Charter Schools are treated as schools (not LEAs) when it comes to reporting Foster Youth and Homeless student groups. Charter schools will need at least 30 or more Foster Youth, or 30 or more Homeless youth, to receive a status level for each student group. The Every Student Succeeds Act requires districts and schools to test at least 95 percent of all students and student groups in English Language Arts and Mathematics. It also requires states to factor the participation rate into the Academic Indicator. For any local educational agency (LEA), school, or student group with less than 95 percent of students tested, the ESSA requires a penalty to be applied to the Academic Indicator. To meet this federal requirement, California assigns the Lowest Obtainable Scale Score (LOSS) to each student needed to bring the participation rate of the school, district, and/or student group to 95 percent. The LOSS assigned to each of these students who did not test will be used in calculating the Distance from Standard (DFS). When comparing school to state, only numerically significant student groups of 30 or more will be compared for accountability purposes.

Source: Data collected by the California Department of Education (CDE) through the California Longitudinal Pupil Achievement Data System (CALPADS), California School Dashboard, and testing vendor. Aggregate data files are provided by the CDE – Data Reporting Office at http://www.cde.ca.gov/ds/sd/sd/filesenr.asp and California School Dashboard System of Support https://www.cde.ca.gov/ta/ac/cm/. Please note: There may be slight differences with some of the information in this report and with what is displayed in Dataquest and California School Dashboard due to changes in file modifications such as Date Modified, Date Posted, other data updates by the testing vendor and updates in CALPADS.

ELA (Grades 3-8 and Grade 11) Academic Indicator - CA School Dashboard Indicator																								
	Dashboard 2023								Dashboard 2024								Dashboard 2025							
Student Group	Part. Rate	Students w/ Scores	DFS	Change	Change Level	Color	State DFS	School vs State	Part. Rate	Students w/ Scores	DFS	Change	Change Level	Color	State DFS	School vs State	Part. Rate	Students w/ Scores	DFS	Change	Change Level	Color	State DFS	School vs State
All Students	99%	178	-30.7	-1.2	Maintained	Orange	-13.6	Lower	99%	190	-25.7	5.0	Increased	Yellow	-13.2	Lower	99%	190	-15.3	10.4	Increased	Yellow	-8.1	Lower
African American/Black	100%	13	-54.8	--	--	--	-59.6	--	100%	13	-30.9	23.9	Increased Significantly	--	-58.9	--	100%	10	*	*	*	*	-51.3	*
English Learner	99%	90	-56.7	-11.8	Declined	Orange	-67.7	Higher	99%	106	-43.4	13.3	Increased	Yellow	-67.6	Higher	98%	114	-28.9	14.5	Increased	Yellow	-59.9	Higher
Latino	99%	159	-27.6	0.3	Maintained	Orange	-40.2	Higher	99%	163	-23.2	4.4	Increased	Yellow	-39.3	Higher	99%	162	-9.3	13.9	Increased	Yellow	-33.7	Higher
Socioeconomically Disadvantaged	99%	175	-30.3	-0.4	Maintained	Orange	-42.6	Higher	99%	190	-25.7	4.6	Increased	Yellow	-40.9	Higher	99%	188	-14.5	11.2	Increased	Yellow	-35.3	Higher
Students with Disabilities	97%	34	-60.0	1.5	Maintained	Orange	-96.3	Higher	97%	35	-88.7	-28.7	Declined Significantly	Red	-95.6	Higher	100%	29	-44.0	44.7	Increased Significantly	--	-89.4	--

Data Sources: California School Dashboard Research data files.

Aspire Juanita Tate Academy Charter

Board District: 7 | Region: South | Location Code: 2254

CA School Dashboard: Academic Performance - Math

This report shows the performance levels for the Mathematics Academic Performance Indicator for all student groups in grades 3-8 and 11. It also shows the participation rate, number of students tested, DFS (status), and performance level (color) for three consecutive years of the CA Dashboard. Performance Levels (colors) have five possible values (Red, Orange, Yellow, Green, Blue). A single asterisk (*) shows that the student group has fewer than 11 students and is not reported for privacy reasons. A cell with ''–'' means that data is not currently available. For student groups with less than 30 students and scores in the current and prior year, status is reported, but performance level (color) is not reported. Note: Charter Schools are treated as schools (not LEAs) when it comes to reporting Foster Youth and Homeless student groups. Charter schools will need at least 30 or more Foster Youth, or 30 or more Homeless youth, to receive a status level for each student group. The Every Student Succeeds Act requires districts and schools to test at least 95 percent of all students and student groups in English Language Arts and Mathematics. It also requires states to factor the participation rate into the Academic Indicator. For any local educational agency (LEA), school, or student group with less than 95 percent of students tested, the ESSA requires a penalty to be applied to the Academic Indicator. To meet this federal requirement, California assigns the Lowest Obtainable Scale Score (LOSS) to each student needed to bring the participation rate of the school, district, and/or student group to 95 percent. The LOSS assigned to each of these students who did not test will be used in calculating the Distance from Standard (DFS). When comparing school to state, only numerically significant student groups of 30 or more will be compared for accountability purposes.

Source: Data collected by the California Department of Education (CDE) through the California Longitudinal Pupil Achievement Data System (CALPADS), California School Dashboard, and testing vendor. Aggregate data files are provided by the CDE – Data Reporting Office at http://www.cde.ca.gov/ds/sd/sd/filesenr.asp and California School Dashboard System of Support https://www.cde.ca.gov/ta/ac/cm/. Please note: There may be slight differences with some of the information in this report and with what is displayed in Dataquest and California School Dashboard due to changes in file modifications such as Date Modified, Date Posted, other data updates by the testing vendor and updates in CALPADS.

Math (Grades 3-8 and Grade 11) Academic Indicator - CA School Dashboard Indicator

	Dashboard 2023								Dashboard 2024								Dashboard 2025							
Student Group	Part. Rate	Students w/ Scores	DFS	Change	Change Level	Color	State DFS	School vs State	Part. Rate	Students w/ Scores	DFS	Change	Change Level	Color	State DFS	School vs State	Part. Rate	Students w/ Scores	DFS	Change	Change Level	Color	State DFS	School vs State
All Students	99%	178	-36.2	4.3	Increased	Yellow	-49.1	Higher	99%	191	-38.4	-2.3	Maintained	Orange	-47.6	Higher	100%	192	-45.7	-7.2	Declined	Orange	-42.4	Lower
African American/Black	100%	13	-79.1	--	--	--	-104.5	--	100%	13	-90.1	-11.0	Declined	--	-102.2	--	100%	10	*	*	*	*	-95.8	*
English Learner	99%	90	-61.3	-13.4	Declined	Orange	-93.4	Higher	99%	108	-51.0	10.3	Increased	Yellow	-93.4	Higher	99%	116	-49.3	1.7	Maintained	Orange	-86.1	Higher
Latino	99%	159	-31.7	5.3	Increased	Yellow	-80.8	Higher	99%	165	-32.9	-1.2	Maintained	Orange	-79.2	Higher	99%	164	-39.5	-6.6	Declined	Orange	-73.6	Higher
Socioeconomically Disadvantaged	99%	175	-36.2	3.8	Increased	Yellow	-80.8	Higher	99%	191	-38.4	-2.2	Maintained	Orange	-78.2	Higher	99%	190	-46.0	-7.5	Declined	Orange	-72.9	Higher
Students with Disabilities	97%	34	-66.8	15.9	Increased Significantly	Yellow	-127.3	Higher	97%	35	-94.4	-27.7	Declined Significantly	Orange	-124.3	Higher	100%	29	-93.3	1.1	Maintained	--	-120.7	--

Data Sources: California School Dashboard Research data files.

Aspire Juanita Tate Academy Charter

Board District: 7 | Region: South | Location Code: 2254

CA School Dashboard: Academic Performance - Science

This report shows the performance levels for the Science Indicator for all student groups in grades 5, 8, and once during high school. It also shows the participation rate, number of students tested, science points (status), and performance level (color) for the 2025 CA Dashboard. Performance Levels (colors) have five possible values (Red, Orange, Yellow, Green, Blue). A single asterisk (*) shows that the student group has fewer than 11 students and is not reported for privacy reasons. A cell with "–" means that data is not currently available. For student groups with less than 30 students and scores in the current and prior year, status is reported, but performance level (color) is not reported. Note: Charter Schools are treated as schools (not LEAs) when it comes to reporting Foster Youth and Homeless student groups. Charter schools will need at least 30 or more Foster Youth, or 30 or more Homeless youth, to receive a status level for each student group. The Science Indicator is calculated using two components: Science Points (SPs) and participation rate. The California State Board of Education (SBE) adopted a participation rate requirement within the Science Indicator to require LEAs, schools, and student groups to test at least 95 percent of their students. If they fail to meet this target, a Lowest Obtainable Scale Score (LOSS) is assigned to each student needed to bring the participation rate of the LEAs, schools and/or student group to 95 percent. The LOSS assigned to each of these students who did not test will be used in calculating the average SPs. If an LEA, school, and/or student group participation rate is 95 percent or above, assigned LOSS is not applied. When comparing school to state, only numerically significant student groups of 30 or more will be compared for accountability purposes.

Source: Data collected by the California Department of Education (CDE) through the California Longitudinal Pupil Achievement Data System (CALPADS), California School Dashboard, and testing vendor. Aggregate data files are provided by the CDE – Data Reporting Office at http://www.cde.ca.gov/ds/sd/sd/filesenr.asp and California School Dashboard System of Support https://www.cde.ca.gov/ta/ac/cm/. Please note: There may be slight differences with some of the information in this report and with what is displayed in Dataquest and California School Dashboard due to changes in file modifications such as Date Modified, Date Posted, other data updates by the testing vendor and updates in CALPADS.

Science (Grades 5,8 and Once in HS) Academic Indicator - CA School Dashboard Indicator														
	Dashboard 2024						Dashboard 2025							
Student Group	Part. Rate	Students w/ Scores	Science Points	Color	State Science Points	School vs State	Part. Rate	Students w/ Scores	Science Points	Change	Change Level	Color	State Science Points	School vs State
All Students	100%	52	47.1	--	51.2	Lower	100%	50	45.1	-2.1	Declined	Yellow	52.6	Lower
English Learner	100%	21	43.0	--	39.0	--	100%	33	42.3	-0.7	Maintained	--	41.1	Higher
Latino	100%	46	48.4	--	45.4	Higher	100%	44	46.4	-2.0	Declined	Yellow	47.1	Lower
Socioeconomically Disadvantaged	100%	52	47.1	--	45.6	Higher	100%	50	45.1	-2.1	Declined	Yellow	47.1	Lower
Students with Disabilities	100%	10	*	*	36.7	*	100%	11	40.0	--	--	--	38.3	--

Data Sources: California School Dashboard Research data files.

Aspire Juanita Tate Academy Charter

Board District: 7 | Region: South | Location Code: 2254

CA School Dashboard: English Learner Progress Indicator (ELPI)

This report shows the percentage of current English learner (EL) students making progress towards English language proficiency at their school for all student groups in grades 1-12. The English Learner Progress Indicator (ELPI) relies on the results of the Summative English Language Proficiency Assessment (ELPAC), including Summative Alternate ELPAC results, to determine EL student progress. For the EL students taking the Summative ELPAC, those who increase an ELPI level or maintain ELPAC Level 4 are counted as making progress towards English language proficiency. ELPI Change measures the rate at which schools are improving their ability to move their EL students towards English language proficiency. It is the difference between the prior year Status and the current year Status. A single asterisk (*) shows that the student group has fewer than 11 students and is not reported for privacy reasons. A cell with ''–'' means that data is not currently available. For student groups with less than 30 students and scores in the current and prior year, status is reported, but performance level (color) is not reported.

Data collected by the California Department of Education (CDE) through the California Longitudinal Pupil Achievement Data System (CALPADS), California School Dashboard, and testing vendor. Aggregate data files are provided by the CDE – Data Reporting Office at http://www.cde.ca.gov/ds/sd/sd/filesenr.asp and California School Dashboard System of Support https://www.cde.ca.gov/ta/ac/cm/. Please note: There may be slight differences with some of the information in this report and with what is displayed in Dataquest and California School Dashboard due to changes in file modifications such as Date Modified, Date Posted, other data updates by the testing vendor and updates in CALPADS.

English Learner Progress Indicator (ELPI) - CA School Dashboard Indicator																					
	Dashboard 2023							Dashboard 2024							Dashboard 2025						
Student Group	Students	ELPI	Change	Change Level	Color	State ELPI	School vs State	Students	ELPI	Change	Change Level	Color	State ELPI	School vs State	Students	ELPI	Change	Change Level	Color	State ELPI	School vs State
English Learner	123	51.2%	-1.3	Maintained	Yellow	48.7%	Higher	134	46.3%	-5.0	Declined	Orange	45.7%	Higher	112	62.5%	16.2	Increased Significantly	Blue	46.4%	Higher

Student English Language Acquisition Results Summative ELPAC									
		School				State of California			
End Year	Student Group	Progressed at Least One ELPI Level	Maintained ELPI Level 4	Maintained ELPI Level 1, 2L, 2H, 3L, 3H	Decreased at Least One ELPI Level	Progressed at Least One ELPI Level	Maintained ELPI Level 4	Maintained ELPI Level 1, 2L, 2H, 3L, 3H	Decreased at Least One ELPI Level
2023	EL	51.2%	0%	36.6%	12.2%	45.7%	2.3%	32.2%	18.3%
2024	EL	46.3%	0%	35.1%	18.7%	43.2%	1.9%	34.4%	19.1%
2024	LTEL	--	--	--	--	41.6%	3.4%	28.5%	24.7%
2025	EL	62.5%	0%	28.6%	8.9%	44.6%	1.3%	35.5%	17.2%
2025	LTEL	--	--	--	--	46.1%	2.4%	28.2%	21.6%

Districts and schools that do not meet the 95 percent participation rate on the Summative ELPAC and Summative Alternative ELPAC and have at least 30 EL students enrolled during the testing window (February 1 to May 31) will receive a modified ELPI rate on the California School Dashboard (Dashboard). For each district and school that does not meet the 95 percent target, the minimum number of students needed to reach a participation rate of at least 95 percent is determined. The resulting number of students will be counted as not making progress in the current ELPI Status calculation.

Summative ELPAC Participation Rate Report									
		School				State of California			
End Year	Student Group	Students Tested During Testing Window	Students Enrolled During Testing Window	Partipation Rate	Partipation Rate Greater Than 95%	Students Tested During Testing Window	Students Enrolled During Testing Window	Partipation Rate	Partipation Rate Greater Than 95%
2023	EL	158	158	100.0%	Y	1,048,300	1,069,515	98.0%	Y
2023	LTEL	--	--	--	--	193,182	202,530	95.4%	Y
2024	EL	161	162	99.4%	Y	1,028,083	1,047,977	98.1%	Y
2024	LTEL	9	9	100.0%	Y	182,603	190,459	95.9%	Y
2025	EL	141	142	99.3%	Y	947,393	963,338	98.3%	Y
2025	LTEL	--	--	--	--	175,106	181,495	96.5%	Y

Aspire Juanita Tate Academy Charter

Board District: 7 | Region: South | Location Code: 2254

CA School Dashboard: Chronic Absenteeism

This report shows the percentage of students in Kindergarten through grade eight who were absent 10 percent or more of the school year for all student groups in grades TK-8. Please note that good performance on the Chronic Absenteeism indicator means having the lowest percentage of students chronically absent in the current year. A single asterisk (*) shows that the student group has fewer than 11 students and is not reported for privacy reasons. A cell with ''–'' means that data is not currently available. For student groups with less than 30 students with scores in the current and prior year, status is reported, but no performance level (color) will be reported. When comparing school to state, only numerically significant student groups of 30 or more will be compared for accountability purposes.

Source: Data collected by the California Department of Education (CDE) through the California Longitudinal Pupil Achievement Data System (CALPADS), California School Dashboard, and testing vendor. Aggregate data files are provided by the CDE – Data Reporting Office at http://www.cde.ca.gov/ds/sd/sd/filesenr.asp and California School Dashboard System of Support https://www.cde.ca.gov/ta/ac/cm/. Please note: There may be slight differences with some of the information in this report and with what is displayed in Dataquest and California School Dashboard due to changes in file modifications such as Date Modified, Date Posted, other data updates by the testing vendor and updates in CALPADS.

Chronic Absenteeism - CA School Dashboard Indicator																						
	Dashboard 2023							Dashboard 2024							Dashboard 2025							
Student Group	Students	Chronic Absenteeism	Change	Change Level	Color	State Chronic Absenteeism	School vs State	Students	Chronic Absenteeism	Change	Change Level	Color	State Chronic Absenteeism	School vs State	Students	Chronic Absenteeism	Change	Change Level	Color	State Chronic Absenteeism	School vs State
All Students	355	34.6%	0.7	Increased	Red	24.3%	Higher	361	24.1%	-10.5	Declined Significantly	Yellow	18.6%	Higher	335	28.1%	4.0	Increased Significantly	Red	17.1%	Higher
African American/Black	27	63.0%	3.0	Increased	--	36.4%	--	20	60.0%	-3.0	Declined	--	31.3%	--	14	78.6%	18.6	Increased	--	29.8%	--
English Learner	176	33.5%	2.5	Increased	Red	26.3%	Higher	175	20.6%	-13.0	Declined Significantly	Yellow	20.1%	Higher	147	24.5%	3.9	Increased	Red	18.1%	Higher
Latino	299	30.4%	-2.2	Declined	Orange	28.4%	Higher	309	20.7%	-9.7	Declined Significantly	Yellow	21.7%	Lower	289	24.6%	3.9	Increased Significantly	Red	20.1%	Higher
Socioeconomically Disadvantaged	348	34.2%	0.0	Maintained	Red	29.9%	Higher	358	24.0%	-10.2	Declined Significantly	Yellow	23.4%	Higher	330	28.5%	4.5	Increased Significantly	Red	21.7%	Higher
Students with Disabilities	53	28.3%	-3.1	Declined	Orange	33.1%	Lower	49	28.6%	0.3	Maintained	Red	26.3%	Higher	45	24.4%	-4.1	Declined	Orange	24.9%	Lower
Two or More	26	53.8%	22.3	Increased	--	21.6%	--	29	37.9%	-15.9	Declined	--	16.2%	--	30	40.0%	2.1	Increased	--	14.9%	Higher

Data Sources: California School Dashboard Research data files.

Aspire Juanita Tate Academy Charter

Board District: 7 | Region: South | Location Code: 2254

CA School Dashboard: Suspension Rate Indicator

This report shows the number of students who have been suspended at least once in the school year for all student groups in grades TK-12. A student is counted as suspended in the suspension rate only once regardless of multiple suspensions or multiple days of suspension. Please note that good performance on the Suspension Rate Indicator means having the lowest percentage of students suspended in the current year. A single asterisk (*) shows that the student group has fewer than 11 students and is not reported for privacy reasons. A cell with "–" means that data is not currently available. For student groups with less than 30 students with scores in the current and prior year, status and change are reported, but no performance level (color) will be reported. When comparing school to state, only numerically significant student groups of 30 or more will be compared for accountability purposes.

Source: Data collected by the California Department of Education (CDE) through the California Longitudinal Pupil Achievement Data System (CALPADS), California School Dashboard, and testing vendor. Aggregate data files are provided by the CDE – Data Reporting Office at http://www.cde.ca.gov/ds/sd/sd/filesenr.asp and California School Dashboard System of Support https://www.cde.ca.gov/ta/ac/cm/. Please note: There may be slight differences with some of the information in this report and with what is displayed in Dataquest and California School Dashboard due to changes in file modifications such as Date Modified, Date Posted, other data updates by the testing vendor and updates in CALPADS.

Suspension Rate Indicator - CA School Dashboard Indicator																					
	Dashboard 2023							Dashboard 2024							Dashboard 2025						
Student Group	Students	Suspension Rate	Change	Change Level	Color	State Suspension Rate	School vs State	Students	Suspension Rate	Change	Change Level	Color	State Suspension Rate	School vs State	Students	Suspension Rate	Change	Change Level	Color	State Suspension Rate	School vs State
All Students	356	0.0%	0.0	Maintained	Blue	3.5%	Lower	369	0.0%	0.0	Maintained	Blue	3.2%	Lower	338	0.0%	0.0	Maintained	Blue	2.9%	Lower
African American/Black	27	0.0%	0.0	Maintained	--	8.8%	--	20	0.0%	0.0	Maintained	--	8.4%	--	14	0.0%	0.0	Maintained	--	7.7%	--
English Learner	176	0.0%	0.0	Maintained	Blue	3.7%	Lower	179	0.0%	0.0	Maintained	Blue	3.4%	Lower	147	0.0%	0.0	Maintained	Blue	3.2%	Lower
Latino	300	0.0%	0.0	Maintained	Blue	3.8%	Lower	317	0.0%	0.0	Maintained	Blue	3.4%	Lower	292	0.0%	0.0	Maintained	Blue	3.0%	Lower
Socioeconomically Disadvantaged	349	0.0%	0.0	Maintained	Blue	4.5%	Lower	361	0.0%	0.0	Maintained	Blue	4.0%	Lower	333	0.0%	0.0	Maintained	Blue	3.6%	Lower
Students with Disabilities	54	0.0%	0.0	Maintained	Blue	5.9%	Lower	50	0.0%	0.0	Maintained	Blue	5.4%	Lower	45	0.0%	0.0	Maintained	Blue	5.0%	Lower
Two or More	26	0.0%	0.0	Maintained	--	3.3%	--	29	0.0%	0.0	Maintained	--	3.0%	--	30	0.0%	0.0	Maintained	--	2.8%	Lower

Data Sources: California School Dashboard Research data files.

Aspire Juanita Tate Academy Charter

Board District: 7 | Region: South | Location Code: 2254

Enrollment Report

This report displays CALPADS K-12 enrollment number and percentages of select student groups. Annual enrollment consists of the number of students primarily enrolled on Census Day (the first Wednesday in October). This information was submitted by local educational agencies (LEAs) and charter schools to the California Department of Education (CDE) as part of the annual Fall 1 data submission in the California Longitudinal Pupil Achievement Data System (CALPADS). These data were reviewed and certified in CALPADS as being accurate by authorized district or school personnel. In order to certify data in CALPADS, authorized district or charter school personnel are required to review the accuracy of all data associated with the applicable CALPADS submission. The CDE collects some data on GATE programs through the CALPADS; however, this information is submitted by LEAs on a voluntary basis and it wouldn't necessarily be accurate as per CDE.

Source: Data collected by the California Department of Education (CDE) through the California Longitudinal Pupil Achievement Data System (CALPADS), California School Dashboard, and testing vendor. Aggregate data files are provided by the CDE – Data Reporting Office at http://www.cde.ca.gov/ds/sd/sd/filesenr.asp and California School Dashboard System of Support https://www.cde.ca.gov/ta/ac/cm/. Please note: There may be slight differences with some of the information in this report and with what is displayed in Dataquest and California School Dashboard due to changes in file modifications such as Date Modified, Date Posted, other data updates by the testing vendor and updates in CALPADS.

Enrollment by Ethnicity and Student Group						
	2023-2024			2024-2025		
Student Group	**School**	**Los Angeles Unified**	**State of California**	**School**	**Los Angeles Unified**	**State of California**
Enrollment	332	529,902	5,837,690	323	516,685	5,806,221
F/R Meal	100.0%	80.6%	61.6%	98.5%	81.9%	62.7%
GATE	0.0%	11.6%	N/A	0.0%	13.0%	N/A
English Learner	45.8%	20.1%	18.4%	43.0%	18.6%	17.4%
Foster Youth	1.5%	0.6%	0.5%	2.2%	0.5%	0.5%
Homeless Youth	0.6%	2.1%	3.6%	0.0%	2.7%	4.0%
Socioeconomically Disadvantaged	100.0%	81.3%	62.7%	98.5%	82.4%	63.6%
Students w/ Disabilities	11.1%	14.8%	13.7%	11.5%	15.6%	14.2%
Migrant Youth	0.0%	0.2%	0.8%	0.0%	0.2%	0.8%
African American/Black	5.4%	7.3%	4.9%	4.3%	7.1%	4.9%
American Indian or Alaska Native	0.0%	0.1%	0.4%	0.0%	0.1%	0.4%
Asian	0.0%	3.4%	9.9%	0.0%	3.3%	10.1%
Filipino	0.0%	1.7%	2.2%	0.0%	1.6%	2.2%
Latino	86.1%	73.8%	56.1%	87.0%	73.6%	56.1%
Native Hawaiian or Pacific Islander	0.0%	0.2%	0.4%	0.0%	0.2%	0.4%
White	0.9%	9.8%	20.3%	0.6%	9.7%	20.0%
Two or More Races	0.3%	2.0%	4.6%	0.9%	2.1%	4.8%
Not Reported	7.2%	1.8%	1.1%	7.1%	2.2%	1.2%

N/A: The CDE does not publish centralized, statewide Gifted and Talented Education (GATE) data.

Data Source: Data Quest, Student and School Downloadable Data Files https://www.cde.ca.gov/ds/sd/sd/filesenr.asp

Aspire Juanita Tate Academy Charter

Board District: 7 | Region: South | Location Code: 2254

Long-Term English Learners (LTEL) and “At-Risk”

Note: The “EL Total” column in this report displays the summed total of the disaggregated English Learner (EL) data in the four columns under the “English Learners” heading. The “Total (Ever-EL)” column displays the summed total of the data in the “RFEP” column plus the data in the four columns under the “English Learners” heading OR the data in the “EL Total” column, but not both. The percent values displayed in this report are calculated as a percent of the “Total (Ever-EL)” which fully and more accurately considers what happens to all EL students over time, including those who are Reclassified Fluent English Proficient (RFEP). Source: Data collected by the California Department of Education (CDE) through the California Longitudinal Pupil Achievement Data System (CALPADS), California School Dashboard, and testing vendor. Aggregate data files are provided by the CDE – Data Reporting Office at http://www.cde.ca.gov/ds/sd/sd/filesenr.asp and California School Dashboard System of Support https://www.cde.ca.gov/ta/ac/cm/. Please note: There may be slight differences with some of the information in this report and with what is displayed in Dataquest and California School Dashboard due to changes in file modifications such as Date Modified, Date Posted, other data updates by the testing vendor and updates in CALPADS.

	2022-2023						2023-2024						2024-2025					
	School		Los Angeles Unified		State of California		School		Los Angeles Unified		State of California		School		Los Angeles Unified		State of California	
English Learners	#	%	#	%	#	%	#	%	#	%	#	%	#	%	#	%	#	%
LTEL 6+ Years	2	1.0%	17,921	7.3%	226,508	11.1%	8	3.9%	15,302	6.5%	211,186	10.6%	3	1.7%	13,052	5.9%	198,853	10.4%
At-Risk 4-5 Years	29	14.5%	17,295	7.1%	144,189	7.1%	32	15.5%	15,717	6.7%	136,188	6.8%	25	13.9%	11,406	5.2%	115,009	6.0%
EL 0-3 Years	105	52.5%	60,457	24.7%	505,486	24.8%	91	44.2%	60,574	25.7%	519,651	26.0%	82	45.6%	57,726	26.1%	516,862	26.9%
EL 4+ Years & Not At-Risk or LTEL	23	11.5%	18,850	7.7%	236,319	11.6%	21	10.2%	14,725	6.2%	207,768	10.4%	29	16.1%	13,775	6.2%	178,306	9.3%
EL Total	159	79.5%	114,523	46.8%	1,112,502	54.5%	152	73.8%	106,318	45.0%	1,074,793	53.8%	139	77.2%	95,959	43.3%	1,009,030	52.6%
RFEP	41	20.5%	130,377	53.2%	927,694	45.5%	54	26.2%	129,789	55.0%	924,422	46.2%	41	22.8%	125,465	56.7%	909,298	47.4%
Total Ever EL	200	100.0%	244,900	100.0%	2,040,196	100.0%	206	100.0%	236,107	100.0%	1,999,215	100.0%	180	100.0%	221,424	100.0%	1,918,328	100.0%

Data Source: Data Quest, Student and School Downloadable Data Files https://www.cde.ca.gov/ds/ad/filesltel.asp

Aspire Juanita Tate Academy Charter

Board District: 7 | Region: South | Location Code: 2254

Students with Disabilities Report

This report displays the K-12 enrollment and the number of K-12 students with disabilities total, by incidence category, and by eligibility as reported on the Census Day (First Wednesday in October) CALPADS Fall 1 Certified Student Profile List Report (Report 8.1) submitted by Local Education Agencies (LEAs). LEAs are required to "certify" specified data during submission windows. The CDE uses certified data for state and federal reporting and to develop accountability metrics. Once data are certified by an LEA following the close of the Amendment Window, they are "frozen" and cannot be amended. High Incidence is defined as students in the Other Health Impairment, Specific Learning Disability, and Speech or Language Impairment categories. Low Incidence Students are defined as those in the Autism, Deafness, Emotional Disturbance, Hard of Hearing, Intellectual Disability, Multiple Disabilities, Orthopedic Impairment, Traumatic Brain Injury, and Visual Impairment categories.

Special Education Enrollment by Category												
	2023-2024						2024-2025					
	School			Los Angeles Unified			School			Los Angeles Unified		
Total Enrollment	**332**			**529,902**			**323**			**516,685**		
Students with Disabilities	**# of SWD**	**% of Total SWD**	**% of Total Enrollment**	**# of SWD**	**% of Total SWD**	**% of Total Enrollment**	**# of SWD**	**% of Total SWD**	**% of Total Enrollment**	**# of SWD**	**% of Total SWD**	**% of Total Enrollment**
Total SWD Enrollment	37	100.0%	11.1%	78,319	100.0%	14.8%	37	100.0%	11.5%	80,505	100.0%	15.6%
High Incidence	27	73.0%	8.1%	52,153	66.6%	9.8%	31	83.8%	9.6%	52,412	65.1%	10.1%
Low Incidence	10	27.0%	3.0%	26,162	33.4%	4.9%	6	16.2%	1.9%	28,084	34.9%	5.4%
Autism	6	16.2%	1.8%	18,713	23.9%	3.5%	3	8.1%	0.9%	20,802	25.8%	4.0%
Deaf-Blindness	0	0.0%	0.0%	4	0.0%	0.0%	0	0.0%	0.0%	7	0.0%	0.0%
Deafness	0	0.0%	0.0%	188	0.2%	0.0%	0	0.0%	0.0%	178	0.2%	0.0%
Emotional Disturbance	1	2.7%	0.3%	1,148	1.5%	0.2%	0	0.0%	0.0%	1,082	1.3%	0.2%
Established Medical Disability	0	0.0%	0.0%	0	0.0%	0.0%	0	0.0%	0.0%	1	0.0%	0.0%
Hard of Hearing	1	2.7%	0.3%	971	1.2%	0.2%	1	2.7%	0.3%	931	1.2%	0.2%
Intellectual Disability	2	5.4%	0.6%	3,393	4.3%	0.6%	1	2.7%	0.3%	3,381	4.2%	0.7%
Multiple Disabilities	0	0.0%	0.0%	965	1.2%	0.2%	0	0.0%	0.0%	1,035	1.3%	0.2%
Other Health Impairment	3	8.1%	0.9%	10,930	14.0%	2.1%	3	8.1%	0.9%	11,596	14.4%	2.2%
Orthopedic Impairment	0	0.0%	0.0%	533	0.7%	0.1%	1	2.7%	0.3%	434	0.5%	0.1%
Specific Learning Disability	12	32.4%	3.6%	29,615	37.8%	5.6%	13	35.1%	4.0%	29,368	36.5%	5.7%
Speech or Language Impairment	12	32.4%	3.6%	11,608	14.8%	2.2%	15	40.5%	4.6%	11,448	14.2%	2.2%
Traumatic Brain Injury	0	0.0%	0.0%	66	0.1%	0.0%	0	0.0%	0.0%	66	0.1%	0.0%
Visual Impairment	0	0.0%	0.0%	185	0.2%	0.0%	0	0.0%	0.0%	175	0.2%	0.0%

Data Source: CALPADS 8.1 FALL 1 Certified Report. This information was submitted by local educational agencies (LEAs) and charter schools to the California Department of Education (CDE) as part of the annual Fall 1 data submission in the California Longitudinal Pupil Achievement Data System (CALPADS).

MATERIAL REVISION TO CHARTER OF ASPIRE JUANITA TATE ACADEMY CHARTER

This Material Revision to the Charter of Aspire Juanita Tate Academy Charter ("Material Revision") is made between the Los Angeles Unified School District ("District" or "LAUSD"), a California public school district, and Aspire Public Schools ("Aspire"), a California non-profit public benefit corporation, operating a California public charter school known as Aspire Juanita Tate Academy Charter ("Charter School" and/or "Aspire Tate Academy"). District and Aspire Public Schools are also referred to collectively as "Parties."

This Material Revision is to be read in conjunction with and shall expressly revise the charter of Aspire Tate Academy which was originally authorized by the LAUSD Board of Education ("Board of Education") on **April 5, 2011** and last renewed on November 24, 2020 for a five-year term, from 2021 to 2026 ("Charter") and was set to expire on June 30, 2026. However, Education Code section 47607.4 provides that all charter schools whose term expires on or between January 1, 2022, and June 30, 2025, inclusive, shall have their term extended by two years, and all charter schools whose term expires on or between January 1, 2024, and June 30, 2027, inclusive, shall have their term extended by one additional year. Thus, by operation of law, the charter term for Charter School expires on **June 30, 2027.**

The effective date of this Material Revision is the date of approval by the Board of Education and shall be implemented starting in the 2026-27 academic school year. This Material Revision is based upon the following factual recitals:

RECITALS

A. **WHEREAS**, the approval of charter schools is governed by the Charter Schools Act of 1992, as subsequently amended, Education Code sections 47600 et seq;

B. **WHEREAS**, as set forth in Education Code section 47607, material revisions of charters are governed by the standards and criteria described in Section 47605, and shall include, but not be limited to, a reasonably comprehensive description of any new requirement of charter schools enacted into law after the charter was originally granted or last renewed;

C. **WHEREAS**, the District's Charter Schools Division ("CSD") must determine whether the Charter, as materially revised, would be reasonably comprehensive, educationally sound, and not demonstrably unlikely to be successfully implemented;

D. **WHEREAS**, a material revision includes, but is not necessarily limited to, any change that would significantly alter a charter school's mission, vision, educational philosophy, educational program, governance, or organizational structure;

E. **WHEREAS**, as set forth in the Charter, the Charter School is currently approved to serve 360 students in grades TK-6, and is co-located on a District facility through the Public School Choice ("PSC") program with two other LAUSD-authorized TK-6 Aspire charter schools, Aspire Slauson Academy Charter and Aspire Inskeep Academy Charter at 123 W. 59th Street Los Angeles, CA 90003 ("Juanita Tate Campus");

F. **WHEREAS**, the Charter School's governing board convened a meeting on January 22, 2026 during which it adopted a resolution ("Resolution") proposing to materially revise the Charter to reflect an increase of its current enrollment "from 360 students (current) to 500 students. The Charter School would achieve this increase in enrollment primarily by serving additional students who are currently enrolled at existing Aspire schools located at the Juanita Tate Campus.". The Resolution is attached herewith as **Attachment A** and part of this Material Revision;

G. **WHEREAS,** based on correspondence submitted to the District on or about January 30, 2026 ("January 2026 Correspondence"), in support of the Material Revision, the Charter School explained that Aspire Tate Academy "is seeking this material revision in connection with the planned closure of Aspire Slauson Academy Charter at the conclusion of the 2025–26 school year. The proposed revision is intended to support continuity for students and families currently enrolled at the Juanita Tate Campus, including approximately 255 students from Aspire Slauson Academy Charter who have indicated interest in continuing their enrollment at one of the remaining academies on the campus." Aspire Slauson Academy Charter is authorized to serve 344 students. The January 2026 Correspondence is attached herewith as **Attachment B** and part of this Material Revision;

H. **WHEREAS**, the District considers increased enrollment for a charter school as constituting a material revision pursuant to California law and *LAUSD Policy and Procedures for Charter Schools* ("LAUSD Policy"); and

I. **WHEREAS**, the Parties agree to materially revise the Charter to reflect the changes above, LAUSD Policy and applicable state and federal laws;

NOW, THEREFORE, in consideration of the following terms and conditions, the receipt and sufficiency of which is hereby acknowledged, the Parties agree as follows:

MATERIAL REVISION

1. The Parties incorporate the above Recitals as if fully restated in this Material Revision.

2. Consistent with Recital G, this Material Revision is ***contingent*** upon Aspire Public Schools voluntarily closing **Aspire Slauson Academy Charter** and documenting and implementing such decision as a closure action consistent with all applicable legal and District requirements, including but not limited to, the Charter Schools Act, LAUSD Policy and the Closure Procedures set forth in Element 15 of Aspire Slauson Academy Charter's operative charter. Aspire Public Schools may not implement this Material Revision without the prior approval of the LAUSD Board.

3. **Enrollment Capacity**: The Charter shall be revised to reflect that the Charter School enrollment capacity is **500** students.

Aspire agrees to comply with all applicable requirements relevant to PSC Charter Schools including the policies and procedures outlined in the LAUSD Policy as well as any operative PSC agreement entered into with the District.

4. **Budget**: All prior budgets and cash flow projections submitted for the Charter School shall be replaced by the Charter School's revised budget(s), financial and cash flow projections incorporated and attached herewith as **Attachment C** and incorporated by reference and part of this Material Revision.

5. **Updated District Required Language**: The Charter shall be revised to update and incorporate the current "Federal, State, and District Required Language for ***Public School Choice*** Independent Charter School Petitions (New and Renewal) and Material Revisions updated November 7, 2024", attached herewith as **Attachment D** and incorporated by reference as part of this Material Revision.

6. The Charter School warrants that it is operated by a non-profit corporation in good standing in the State of California.

7. All other provisions set forth in the Charter shall remain in effect and enforceable.

8. The Parties agree that should any of the provisions of this Material Revision be judicially determined to be invalid or unenforceable, the remaining provisions shall continue in full force and effect.

9. The Parties agree to cooperate fully in the execution of any and all other documents and/or additional actions necessary and/or appropriate to give full force and effect to the terms, provisions, and intent of this Material Revision.

10. The individuals signing this Material Revision warrant that they are authorized to do so, and further, that they are authorized to make the promises in this Material Revision on behalf of the respective Parties.

IN WITNESS WHEREOF, the Parties hereto have caused this Material Revision to be duly executed and delivered in their respective names by their authorized representatives as of the date set forth below.

DATED: _____, 2026 ASPIRE PUBLIC SCHOOLS

By: _____

Title: _____

Authorized Representative of Aspire Public Schools

DATED: _____, 2026 LOS ANGELES UNIFIED SCHOOL DISTRICT

By: _____

Title: _____

Authorized Representative of Los Angeles Unified School District

Attachments:

- **A.** Aspire's Board Resolution
- **B.** Aspire's January 2026 Correspondence
- **C.** Updated Aspire Tate Academy's Budget, Financial, and Cash Flow Projections.
- **D.** Federal, State, and District Required Language for ***Public School Choice*** Independent Charter School Petitions (New and Renewal) and Material Revisions updated November 7, 2024.

ATTACHMENT D

LOS ANGELES UNIFIED SCHOOL DISTRICT

Board of Education Report

DESEGREGATION IMPACT STATEMENT (DIS)
ASPIRE JUANITA TATE ACADEMY CHARTER
BOARD OF EDUCATION REPORT 452 – 25/26
June 12, 2026

I. Category of Proposed Action:
The proposed action would amend the charter for Aspire Juanita Tate Academy Charter ("Charter School"), located in Board District 7 and Region South, to increase the enrollment capacity from 360 to 500 students.

II. Summary Description of Current District Practice:
Charter schools are schools of choice by legislation and are open to any student in the State of California. Charter schools are granted renewal for single charter status for a minimum period of two years to a maximum of seven (7) years, depending on the state's classification of High, Middle or Low for a charter school's performance pursuant to applicable law. Low performing charter schools may be renewed for a period of two years, Middle performing charter schools for five years, and High performing charter schools may receive a term of five, six or seven years. It should be noted, however, that although State legislation allows students to attend a charter school from any area in the state, the Los Angeles Unified School District (LAUSD) is under Court Order, Crawford v. LAUSD, which applies to all schools within or chartered through the LAUSD. Any modifications to the Court-Ordered Integration Program must first be approved by Student Integration Services.

III. Proposed Change:
The approval of this request for material revision would amend the charter to increase the enrollment capacity from 360 to 500 students.

IV. Effects of This Proposal:
The Los Angeles Unified School District (LAUSD) does not guarantee availability of Court-ordered Integration funding. The charter school will be responsible for maintaining the Court Order and providing information requested by the LAUSD as set forth in the Charter petition. Modifications or school decisions cannot negatively impact or cause additional costs to the Court-ordered Integration budget.

V. Analyze the Impact of This Proposal on Integration, Desegregation, Re-segregation and/or Segregation:
If the Charter goals are met, there should be positive results on the five (5) Harms of Racial Isolation which are low academic achievement, low self-esteem, lack of access to post-secondary opportunities, interracial hostility and intolerance, and overcrowded conditions. The Court-ordered Integration Program for participating students will operate under various Court Orders for schools within the Los Angeles Unified School District. Any modification of the Court-ordered Integration Program must first be approved by Student Integration Services. Student Integration Services will provide feedback for the charter petition to ensure compliance at the time of renewal.

VI. If proposed action affects negatively any desegregation program, list other option(s) identified:
If the District Court-ordered Integration Guidelines are followed, there will not be a negative effect on the District's Court-ordered Integration Program.

PREPARED BY:

James A. Perreault
Specialist
Charter Schools Division

APPROVED BY:

KEITH H. ABRAHAMS, III
Executive Director
Student Integration Services

Return to Order of Business

TAB 28

Los Angeles Unified School District

333 South Beaudry Ave,
Los Angeles, CA 90017

Board of Education Report

File #: Res-063-25/26, **Version:** 3 **Agenda Date:** 6/12/2026
In Control: Board of Education

Ms. Ortiz Franklin - Protecting High-Need Schools During Fiscal Instability (Res-063-25/26) (For Action June 12, 2026) (Version 3)

Whereas, The Los Angeles Unified School District is committed to ensuring all students graduate ready to thrive in college, career and life, which requires equity in action, including an equitable distribution of resources, stability of staffing and resources, especially in highest-need communities;

Whereas, Based on the collective advocacy of community, the Governing Board of the Los Angeles Unified School District created the Student Equity Needs Index (SENI) through the 2014 "Equity Is Justice" resolution and updated it through the 2018 "Equity Is Justice 2.0" and 2021 "Equity Is Justice 2021" resolutions to better address the academic, community, and pandemic-related concentration of need;

Whereas, In 2020, the Board established the Black Student Achievement Plan (BSAP) to address historic inequities in educational experiences and outcomes for ~~our Black~~ students through targeted academic, socio-emotional and culturally responsive supports;

Whereas, In August 2021, the Board adopted the "Equity in Action" resolution to ensure equity is considered in all Board decisions and requires the annual budget process to include a comprehensive analysis of investments and publicize allocation of dollars spent equitably;

Whereas, In June 2025 the Board adopted a Fiscal Stabilization Plan to address $1.6 billion deficit estimated for 2027-2028, cutting unspent funds carried over and reducing SENI, resulting in disproportionate reductions in budget cuts to SENI high and highest need schools;

Whereas, The Board adopted the "Budgeting based on Equity and Student Need" June 2025 resolution, requiring the District to maintain sufficient staffing at school sites, center students' needs, prioritize equity and recognize the value of all employees through public transparency and to complete an equity impact analysis of budget reductions;

Whereas, Schools budgets are fundamentally based on student enrollment which has steadily declined for decades and is further being reduced in predominantly immigrant neighborhoods because of genuine fear of federal attacks on our immigrant communities;

Whereas, The District has achieved remarkable academic progress among all student groups during the 2024-2025 school year, demonstrating the effectiveness of equity-based investments and staffing stability; now, therefore, be it

Resolved, That the Governing Board of the Los Angeles Unified School District commits to upholding the principle of equity in school-site staffing; and, be it finally

Resolved, That the Los Angeles Unified School District shall ensure mutual consent and shall not force-place any staff at SENI high and highest need schools and BSAP Group 1 schools, to the greatest extent permissible by law.

Return to Order of Business

TAB 29

Los Angeles Unified School District

333 South Beaudry Ave,
Los Angeles, CA 90017

Board of Education Report

File #: Res-064-25/26, **Version:** 1 **Agenda Date:** 6/12/2026
In Control: Board of Education

Ms. Griego - Celebrating Pride 2026: A Review of LGBTQ+ Supports, Resources, and Programming for Students, Educators, and Families (Res-064-25/26) (Waiver of Board Rule 72)

Whereas, The institution of public education is intended to create safe, inclusive, and welcoming environments for all students, families, and staff, regardless of race, ethnicity, national origin, language, disability status, gender expression or identity, and sexual orientation;

Whereas, Research suggests that as many as 1 in 4 high school aged students in the United States identify as lesbian, gay, bisexual, transgender, queer, intersex, asexual, gender nonconforming, and gender fluid, (LGBTQIA+);

Whereas, Youth identifying as LGBTQIA+ are at a higher risk for experiencing homelessness, being victims of bullying, and attempting or dying by suicide, ultimately indicating that mental health struggles and rates of suicidal thoughts have trended upward among LGBTQIA+ youth in recent years;

Whereas, According to a 2020 National Black Justice Institute and Gay, Lesbian & Straight Education Network (GLSEN) report, over half of Black LGBTQIA+ students felt unsafe at school because of their sexual orientation;

Whereas, Over a third of Latine/x youth reported missing at least one day of school in the last month because they felt unsafe or uncomfortable, says a 2020 report by GLSEN, the Hispanic Federation and UnidosUS;

Whereas, A growing number of legislative bodies across the country are weaponizing public policy to advance anti-LGBTQIA+ agendas and undermine the rights, dignity, and existence of LGBTQIA+ communities, particularly targeting transgender and nonbinary youth through restrictions on gender-affirming care, limitations on bathroom access, and parental notification laws that specifically imperil and harm LGBTQIA+ youth;

Whereas, According to The Trevor Project's 2025 U.S. National Survey, approximately 90% of LGBTQIA+ young people ages 13 to 24 said recent anti-LGBTQIA+ laws, policies and debates caused them stress or anxiety;

Whereas, The student composition of the Los Angeles Unified School District is predominantly Black, Latine/x, Asian, and Indigenous, and the intersection of systemic racism, homophobia, transphobia and misogyny/misogynoir is particularly acute for vulnerable youth of color;

Whereas, Every school district must ensure all students, including LGBTQIA+ youth, have the resources they need to thrive both academically and socio-emotionally;

Whereas, The Governing Board of the Los Angeles Unified School District has passed numerous resolutions in order to highlight the contributions of the LGBTQIA+ community and ensure our schools provide safe climates for all students, regardless of gender identity, expression, and sexual orientation, including but not limited to Standing with Pride: Honoring LGBTQ+ Communities and Reaffirming LAUSD's Commitment to Safe, Inclusive Schools (Res-084-24/25), Taking PRIDE in LA Unified' s LGBTQ+ Community (Res-024-22/23), All Means All: Enhancing Supports and Resources for our LGBTQ+ Students (Res-048-18/19), and Increasing Supports for LGBTQ+ Students, Their Families and Schools (Res-048-17/18);

Whereas, The District continues to take a stand in support of LGBTQIA+ youth through its engagement in year-round efforts that provide affirmative support for LGBTQIA+ students, families, staff, and the broader community, including the annual Out for Safe Schools campaign every October to promote inclusion, respect, and acceptance of LGBTQIA+ students, staff, and families;

Whereas, The Governing Board of Los Angeles Unified School District approved $2 million in the 2025 -26 budget cycle, with approximately $1.5 million allocated to School-Based Grants to support efforts for inclusive practices tailored to the specific needs of the school, and approximately $0.5 designated to support professional development, onboarding materials, and resources for the current voluntary, school -based LGBTQ+ Liaisons; and

Whereas, The District has agreed to a enter into a Memorandum of Understanding with the United Teachers Los Angeles (UTLA), effective through 2028, that would establish a collaborative task force to review and, provide feedback and recommendations regarding policies and systems intended to support LGBTQIA+ students and staff; now, therefore be it

Resolved, That the Los Angeles Unified School District reaffirms its commitment to ensuring that all LGBTQIA+ students and staff feel safe, heard, and respected by continuing to advocate for equity, inclusion, and protection under the law and will support LGBTQIA+ youth, families, and communities;

Resolved further, That the Governing Board of Los Angeles Unified School District proclaims June 2026 as LGBTQIA+ Pride Month to celebrate LGBTQIA+ identities, culture, and achievements, honor the history of resistance against oppression and violence, and ensure that staff, students and families are aware of available resources to support the LGBTQIA+ community;

Resolved further, That the District shall prepare a comprehensive Board Informative in 90 days, outlining policies, initiatives, programming, budget allocations, procurement contracts, professional development opportunities, curricula, mental health and wellbeing programs and student clubs/associations as well as student, parent and community engagement initiatives/strategies aimed to affirm best practices and foster safe and inclusive school environments for LGBTQIA+ students in TK-12, families, and educators; and, be it finally,

Resolved, That, as part of the Board Informative, the District shall provide an update on the implementation plan, metrics, and accountability framework used to assess implementation progress, outcomes, and areas for continued improvement related to both the LGBTQIA+ liaison and grant initiatives, as well as the collaborative task force that is to be established as part of the recent collective bargaining agreement with UTLA.

Return to Order of Business

TAB 30

333 South Beaudry Ave,
Los Angeles, CA 90017

Los Angeles Unified School District

Board of Education Report

File #: Bd Sec Res-011-25/26, **Version:** 1 **Agenda Date:** 6/12/2026
In Control: Board of Education

Reappointment of Member to the School Construction Bond Citizens' Oversight Committee (Chad Boggio)

Resolved, That the Governing Board of the Los Angeles Unified School District reappoints Mr. Chad Boggio, as the nominee of the Los Angeles County Federation of Labor, AFL-CIO, as member to the School Construction Bond Citizens' Oversight Committee for a two-year term commencing immediately; and the District's Ethics Office received Mr. Boggio's conflict of interest statement certifying, among other things, that Mr. Boggio is not an employee, official, vendor, contractor, or consultant of the District.

UNIONIZE LOS ANGELES

May 8, 2026

Scott Schmerelson
Board President
Los Angeles Unified School District
333 South Beaudry Avenue, 24th Floor
Los Angeles, CA 90017

Dear Board President Schmerelson,

On behalf of the Los Angeles County Federation of Labor, AFL-CIO and the hardworking women and men we represent, I respectfully request the reappointment of Chad Boggio to continue serving as the Labor Representative on the LAUSD Board of Education Bond Oversight Committee. In addition, I respectfully request the appointment of Jason Peterson as the alternate representative.

Chad Boggio has demonstrated strong leadership, dedication, and a deep commitment to advancing the interests of working families and the educational community. His continued service will provide valuable experience and insight to the Committee.

Likewise, Jason Peterson has a proven leadership record and brings thoughtful perspective and expertise that will make him a valuable asset in his role as alternate representative.

Thank you for your consideration and continued partnership. If you have any questions, please do not hesitate to contact me at (213) 381-5611 ext. 123.

Sincerely,

Yvonne Wheeler
President
Los Angeles County Federation of Labor, AFL-CIO

President | YVONNE WHEELER Chair | XOCHITL COBARRUVIAS
2130 James M. Wood Blvd., Los Angeles, CA 90006
www.thelafed.org @thelafed @TheLAFed.bsky.social @thelafed

Chad Boggio

Chad Boggio is a Council Representative for the Los Angeles/Orange County Building & Construction Trades Council, AFL-CIO.

Mr. Boggio joined the Los Angeles/Orange County Building Trades Council as a Representative in September 2021. A career labor leader, prior to joining the Council, Mr. Boggio served as one of two principle officers of the International Union of Bricklayers and Allied Craftworkers Local Union in Los Angeles for 26 years.

In addition to his many years in union leadership Mr. Boggio holds a Designated Subjects Vocational Teaching Credential and has taught construction skills to aspiring apprentices on their paths to becoming competent tradesmen and tradeswomen.

Return to Order of Business

TAB 31

Los Angeles Unified School District

333 South Beaudry Ave,
Los Angeles, CA 90017

Board of Education Report

File #: 086-25/26, **Version:** 1 **Agenda Date:** 6/12/2026
In Control: Board of Education

Williams and State Preschool Health/Safety Uniform Complaint 2025/2026 Quarterly Report Summary
PUBLIC HEARING

WILLIAMS AND STATE PRESCHOOL HEALTH AND SAFETY UNIFORM COMPLAINT QUARTERLY REPORT SUMMARY 3rd Quarter 2025/2026

DISTRICT NAME: Los Angeles Unified School District **DATE:** May 4, 2026

QUARTER COVERED BY THIS REPORT: January, February, March 2026

Williams Uniform Complaints:

	Number of Complaints Received in Quarter	Number of Complaints Resolved	Number of Complaints Unresolved
Textbooks and Instructional Materials	0	0	0
Facility Conditions	27	22	5
Teacher Vacancy or Misassignment	5	5	0
Totals	**32**	**27**	**5**

State Preschool Health and Safety:

	Number of Complaints Received in Quarter	Number of Complaints Resolved	Number of Complaints Unresolved
Facility Conditions	0	0	0
Visual Supervision	0	0	0
Totals	**0**	**0**	**0**

SUBMITTED BY: Binh Nguyen

TITLE: Director, Office of Student Civil Rights, Office of the General Counsel

* Please be advised that the unresolved complaints are still within the 30-day deadline. It is currently under investigation and will be resolved within the 30-day grace period.

Williams Project
Record Distribution Report
2025-2026 – 3rd Quarterly Report
May 4, 2026

Board Member							
Board Member	Gross UCPs	Non-Wms UCPs	Net Wms UCPs	IM	MO	HR	Total
1	1	0	1	0	0	1	1
2	4	0	4	0	4	0	4
3	10	0	10	0	9	1	10
4	5	0	5	0	4	1	5
5	5	0	5	0	5	0	5
6	5	0	5	0	4	1	5
7	2	0	2	0	1	1	2
Other/Districtwide	0	0	0	0	0	0	0
Not Applicable	0	0	0	0	0	0	0
TOTAL	32	0	39	0	27	5	32
Local District							
Local District	Gross UCPs	Non-Wms UCPs	Net Wms UCPs	IM	MO	HR	Total
North	18	0	18	0	16	2	18
South	2	0	2	0	1	1	2
East	8	0	8	0	8	0	8
West	4	0	4	0	2	2	4
Non-Public	0	0	0	0	0	0	0
Other/Districtwide	0	0	0	0	0	0	0
DACE	0	0	0	0	0	0	0
TOTAL	32	0	32	0	27	5	32
Subject Area							
Subject Area	Gross UCPs	Non-Wms UCPs	Net Wms UCPs				
IM	0	0	0				
MO	27	0	27				
HR	5	0	5				
Non-Williams	0	0	0				
TOTAL	32	0	32				
2025-2026 UCPs							
Quarter	Net UCPs	IM	MO	HR			
Q1	74	11	58	5			
Q2	39	0	31	8			
Q3	32	0	27	5			
Q4	0	0	0	0			
TOTAL	145	11	116	18			

Legend: UCPs=Uniform Complaint Procedures: Wms=Williams: IM=Instructional Materials/Textbooks: MO=Facilities: HR=Human Resources (Teacher Assignments)

Los Angeles County Office of Education

Debra Duardo
Superintendent

Los Angeles County Board of Education

James Cross
President

Theresa Montaño
Vice President

Michele Breslauer

Laura Cantú

Yvonne Chan

Stanley L. Johnson, Jr.

March 19, 2026

Via First Class Mail and Email:
superintendent@lausd.net

Mr. Scott M. Schmerelson
Board President
Mr. Andres E. Chait
Acting Superintendent
Los Angeles Unified School District
333 South Beaudry Avenue 24th Floor
Los Angeles, CA 90017

Second Quarter 2025-26 Fiscal Year
Results of Site Visits, Reviews, and Uniform Complaint Data

Dear Board President Schmerelson and Acting Superintendent Chait:

California Education Code (EC) Section 1240 requires the Los Angeles County Office of Education (LACOE) to visit schools identified within the Los Angeles County, review information in the areas noted below and report the results of this review. Enclosed is the second quarterly report for the fiscal year 2025-26 as required by EC 1240(c)(2)(G)(ii) pursuant to the Williams Settlement. This report contains the results of all visits and reviews at school sites for October, November and December 2025. The legislation requires this report *be presented at a regularly scheduled meeting* of your governing board.

Purpose of Visits
The purpose of the visit(s), as specified in EC 1240, was to:

1. Determine if students have "sufficient" standards-aligned instructional materials in four core subject areas (English language arts, mathematics, history/social science, and science), including science laboratory equipment in grades 9-12, and, as appropriate, in world (foreign) languages and health;

2. Determine if there is any facility condition that "poses an emergency or urgent threat to the health or safety of pupils or staff," and if such an emergency or urgent threat is found, revisit the school after 30 days to verify repairs;

OFFICE OF THE SUPT
MAR 23 '26 AM11:25

3. Determine if the school has provided accurate data on the annual School Accountability Report Card (SARC) related to the sufficiency of instructional materials and the safety, cleanliness, and adequacy of school facilities, including "good repair."

Although this report identifies any instructional materials insufficiencies, facility emergencies, or urgent threats found during the second quarter Williams visits and inspections, it may not necessarily contain information on the resolution of these findings if the resolution did not occur before the end of the quarter. Final resolution of these findings will be included in the 2025-26 Annual Report.

Definition of Terms

Listed below are definitions of some basic terms used in this report:

- *"Sufficient textbooks or instructional materials"* means that each pupil, including English language learners, has a standards-aligned textbook, or instructional material (textbooks, electronic media, or online courses) or both, to use in class and to take home.

- *"Good Repair"* means that the school facilities are clean, safe, and functional, as determined pursuant to the school facility inspection and evaluation instrument developed by the Office of Public School Construction (OPSC) or a local evaluation instrument that meets the same criteria. The inspection instrument developed by the OPSC, pursuant to EC 17002(d)(2)(A), is the Facilities Inspection Tool (FIT). The inspection instrument developed and used by the LACOE that meets the same criteria is the LACOE FIT. Each public school that receives state funding for facilities maintenance is required to establish a facilities inspection system to ensure that each of its schools is maintained in "good repair."

- A school facility condition that poses a threat to the health or safety of pupils or staff while at school is defined as an *"emergency or urgent threat."* In the FIT, an *emergency or urgent threat* is identified as an *extreme deficiency.*

- School ratings, as used in both the state FIT and the LACOE FIT and as reflected in the school ratings included in this report, are identified as follows:

"E" (Exemplary) rating: indicates that the school meets most or all standards of good repair. Deficiencies noted, if any, are not significant and/or impact a very small area of the school.

"G" (Good) rating: indicates the school is maintained in good repair with a number of non-critical deficiencies noted. These deficiencies are isolated, and/or resulting from minor wear and tear, and/or in the process of being mitigated.

"F" (Fair) rating: indicates the school is not in good repair. Some deficiencies noted are critical and/or widespread. Repairs and/or additional maintenance are necessary in several areas of the school site.

"P" (Poor) rating: indicates the school facilities are in poor condition. Deficiencies of various degrees have been noted throughout the site. Major repairs and maintenance are necessary throughout the campus.

Additional Responsibilities
The law further requires that LACOE:

1. Annually monitor and review teacher misassignments and teacher vacancies in schools identified pursuant to EC 1240(c)(2)(A)(ii). The Teacher Assignment reviews are in progress, and no report is included.

2. Receive quarterly reports on complaints filed within the school district concerning insufficient instructional materials, teacher vacancies and misassignments, and emergency or urgent facilities issues under the Uniform Complaint Procedure (UCP). The UCP data submitted to LACOE by your district for October, November and December 2025 is included in this report.

The results of the visits are enclosed for all schools within your district that were reviewed. If you would like LACOE staff to be available for your Board presentations or have any questions regarding the information included in this report, please contact Francisco Jimenez, Project Director III, Williams Instructional Materials Unit, Division of Accountability, Support and Monitoring (ASM) at (562) 803-8382.

Sincerely,

Debra Duardo, M.S.W., Ed.D.
Superintendent

DD/FJ:sl
Attachments

c: Dr. Ruth Pérez, Deputy Superintendent, LACOE
Ruben Valles, Chief Academic Officer, LACOE
Dina Wilson, Director III, ASM, LACOE
Astrid Gonzalez, Director I, ASM, LACOE
Jema Estrella, Director, Facilities and Construction, LACOE
Carolina Rangel, Credentials Coordinator, School Financial Services, LACOE

Second Quarter – 2025-2026 Fiscal Year
Results of Site Visits, Reviews and Uniform Complaint Data
Education Code Section 1240

Results of School Visits and Review for Los Angeles Unified School District

- **Sufficiency of Instructional Materials:**
  No visits were conducted during this quarter.

- **Facility Conditions:**
  See enclosed list of schools visited and results.

- **Accuracy of Data on the School Accountability Report Cards (SARC):**
  SARC verification results will be reported in the Annual Report.

- **Teacher Misassignments and Teacher Vacancies:**
  The Teacher Assignment results will be reported in the Annual Report.

- **Summary of Uniform Complaints (as reported by the school district):**

	Complaints Received	Complaints Resolved	Complaints Unresolved
Instructional Materials	0	0	0
Facilities	31	31	0
Teacher Vacancy and Misassignment	8	8	0
TOTAL	39	39	0

LOS ANGELES COUNTY OFFICE OF EDUCATION
Schools Subject to Williams Monitoring[1]
Condition of School Facilities

Second Quarter
[October - December]
Fiscal Year 2025-2026

LACOE WILLIAMS - VISITATION MONITORING PROFILE for 2025-2026

Schools[1]	Visit Type[2]	Inspection Date	School Rating[3]	Extreme Deficiency[4]	Description of Extreme Deficiency[5]
Los Angeles Cnty. Office of Education - Charter					**Total Schools Visited: 5**
Alma Fuerte Public	A	12/12/2025	**G**		
Environmental Charter High - Gardena	A	11/20/2025	**E**		
Environmental Charter Middle	A	11/20/2025	**E**		
Soleil Academy Charter	U	12/02/2025	**G**		
Westbrook Academy	U	12/05/2025	**E**		

Legends, Footnotes & Explanations

1 - Schools eligibility based on Comprehensive Support and Improvement or additional Targeted Support and Improvement status.
2 - Visit type means Announced (A) or Unannounced (U) visit.
3 - School Rating means
"E" [Exemplary] rating indicates that the school meets most or all standards of good repair. Deficiencies noted, if any, are not significant and/or impact a very small area of the school.
"G" [Good] rating indicates the school is maintained in good repair with a number of non-critical deficiencies noted. These deficiencies are isolated, and/or resulting from minor wear and tear, and/or in the process of being mitigated.
"F" [Fair] rating indicates the school is not in good repair. Some deficiencies noted are critical and/or widespread. Repairs and/or additional maintenance are necessary in several areas of the school site.
"P" [Poor] rating indicates the school facilities are in poor condition. Deficiencies of various degrees have been noted throughout the site. Major repairs and maintenance are necessary throughout campus.
4 - Extreme Deficiency means a facility condition that poses a threat to the health or safety of pupils or staff while at school.
5 - Resolution of Extreme Deficiencies is dependent on the inspection date and may not be included in this quarterly report. Final resolution of Extreme Deficiencies will be compiled in the 2025-2026 annual report.

LOS ANGELES COUNTY OFFICE OF EDUCATION
Schools Subject to Williams Monitoring[1]
Condition of School Facilities

Second Quarter
[October - December]
Fiscal Year 2025-2026

LACOE WILLIAMS - VISITATION MONITORING PROFILE for 2025-2026

Schools[1]	Visit Type[2]	Inspection Date	School Rating[3]	Extreme Deficiency[4]	Description of Extreme Deficiency[5]
Los Angeles Unified (LAUSD) - ESC Central					**Total Schools Visited: 1**
Belmont/Castro Campus: Belmont Senior High	U	12/03/2025	**G**		

Legends, Footnotes & Explanations

1 - Schools eligibility based on Comprehensive Support and Improvement or additional Targeted Support and Improvement status.
2 - Visit type means Announced (A) or Unannounced (U) visit.
3 - School Rating means
"E" [Exemplary] rating indicates that the school meets most or all standards of good repair. Deficiencies noted, if any, are not significant and/or impact a very small area of the school.
"G" [Good] rating indicates the school is maintained in good repair with a number of non-critical deficiencies noted. These deficiencies are isolated, and/or resulting from minor wear and tear, and/or in the process of being mitigated.
"F" [Fair] rating indicates the school is not in good repair. Some deficiencies noted are critical and/or widespread. Repairs and/or additional maintenance are necessary in several areas of the school site.
"P" [Poor] rating indicates the school facilities are in poor condition. Deficiencies of various degrees have been noted throughout the site. Major repairs and maintenance are necessary throughout campus.
4 - Extreme Deficiency means a facility condition that poses a threat to the health or safety of pupils or staff while at school.
5 - Resolution of Extreme Deficiencies is dependent on the inspection date and may not be included in this quarterly report. Final resolution of Extreme Deficiencies will be compiled in the 2025-2026 annual report.

LOS ANGELES COUNTY OFFICE OF EDUCATION
Schools Subject to Williams Monitoring[1]
Condition of School Facilities

Second Quarter
[October - December]
Fiscal Year 2025-2026

LACOE WILLIAMS - VISITATION MONITORING PROFILE for 2025-2026

Schools[1]	Visit Type[2]	Inspection Date	School Rating[3]	Extreme Deficiency[4]	Description of Extreme Deficiency[5]
Los Angeles Unified (LAUSD) - ESC East					**Total Schools Visited: 21**
Aldama Elementary	A	10/08/2025	G		
Aurora Elementary	A	12/17/2025	E		
Belvedere Middle	A	10/06/2025	E		
Contreras - Los Angeles School of Global Studies	U	12/19/2025	G		
Contreras Learning Center-School of Social Justice	U	12/19/2025	E		
Dolores Huerta (PARTNERSHIP)	U	11/06/2025	G		
Dr. Sammy Lee Medical and Health Science Magnet Elementary	U	12/18/2025	G		
Griffin Avenue Elementary	A	10/06/2025	E		
Harmony Elementary School	A	11/06/2025	E		
Hughes (Teresa) Elementary	U	12/05/2025	G		
Jefferson (Thomas) Senior High	A	12/17/2025	G		
Lafayette Park Primary Center	A	11/24/2025	E		
Leadership & Public Service Virtual Academy	A	12/19/2025	E		
Maple Primary Center	U	11/06/2025	E		
Maywood Academy High	A	11/03/2025	G		
Monte Vista Street Elementary	U	10/08/2025	G		
Multnomah Street Elementary	A	10/06/2025	E		
Nueva Vista Elementary	A	11/03/2025	G		
Pacific Boulevard	A	11/20/2025	E		
Toland Way Elementary	A	10/08/2025	G		
White (Charles) Elementary	U	12/18/2025	E		

LOS ANGELES COUNTY OFFICE OF EDUCATION
Schools Subject to Williams Monitoring[1]
Condition of School Facilities

Second Quarter
[October - December]
Fiscal Year 2025-2026

LACOE WILLIAMS - VISITATION MONITORING PROFILE for 2025-2026

Schools[1]	Visit Type[2]	Inspection Date	School Rating[3]	Extreme Deficiency[4]	Description of Extreme Deficiency[5]

Legends, Footnotes & Explanations

1 - Schools eligibility based on Comprehensive Support and Improvement or additional Targeted Support and Improvement status.
2 - Visit type means Announced (A) or Unannounced (U) visit.
3 - School Rating means
"E" [Exemplary] rating indicates that the school meets most or all standards of good repair. Deficiencies noted, if any, are not significant and/or impact a very small area of the school.
"G" [Good] rating indicates the school is maintained in good repair with a number of non-critical deficiencies noted. These deficiencies are isolated, and/or resulting from minor wear and tear, and/or in the process of being mitigated.
"F" [Fair] rating indicates the school is not in good repair. Some deficiencies noted are critical and/or widespread. Repairs and/or additional maintenance are necessary in several areas of the school site.
"P" [Poor] rating indicates the school facilities are in poor condition. Deficiencies of various degrees have been noted throughout the site. Major repairs and maintenance are necessary throughout campus.
4 - Extreme Deficiency means a facility condition that poses a threat to the health or safety of pupils or staff while at school.
5 - Resolution of Extreme Deficiencies is dependent on the inspection date and may not be included in this quarterly report. Final resolution of Extreme Deficiencies will be compiled in the 2025-2026 annual report.

LOS ANGELES COUNTY OFFICE OF EDUCATION
Schools Subject to Williams Monitoring[1]
Condition of School Facilities

Second Quarter
[October - December]
Fiscal Year 2025-2026

LACOE WILLIAMS - VISITATION MONITORING PROFILE for 2025-2026

Schools[1]	Visit Type[2]	Inspection Date	School Rating[3]	Extreme Deficiency[4]	Description of Extreme Deficiency[5]
Los Angeles Unified (LAUSD) - ESC North					**Total Schools Visited: 26**
Anatola Avenue Elementary	A	12/18/2025	E		
Bassett Street Elementary	U	12/18/2025	G		
Beachy Avenue Elementary	U	11/17/2025	E		
Byrd (Richard E.) Middle	U	12/22/2025	E		
Colfax Avenue Elementary	A	12/03/2025	E		
Dearborn Street Elementary	A	12/18/2025	E		
Dixie Canyon Avenue Elementary	U	12/01/2025	G		
Encino Elementary	A	12/01/2025	G		
Gledhill Street Elementary	U	12/09/2025	G		
Gridley Street Elementary	A	11/13/2025	G		
Haskell Elementary	A	11/17/2025	G		
Knollwood Elementary	A	11/17/2025	E		
Lanai Road Elementary	A	12/01/2025	E		
Langdon Avenue Elementary	U	12/09/2025	G		
Lorne Street Elementary	U	12/18/2025	E		
Mountain View Elementary	A	10/27/2025	E		
Mt. Gleason Middle	A	12/12/2025	G		
North Hollywood New Primary Center 4 AKA Bellingham Elementary	A	12/18/2025	G		
Olive Vista Middle	U	11/13/2025	G		
Rio Vista Elementary	A	12/03/2025	G		
Sendak (Maurice) Elementary	A	12/18/2025	G		
Sherman Oaks Elementary	A	12/01/2025	G		

LOS ANGELES COUNTY OFFICE OF EDUCATION
Schools Subject to Williams Monitoring[1]
Condition of School Facilities

Second Quarter
[October - December]
Fiscal Year 2025-2026

LACOE WILLIAMS - VISITATION MONITORING PROFILE for 2025-2026

Schools[1]	Visit Type[2]	Inspection Date	School Rating[3]	Extreme Deficiency[4]	Description of Extreme Deficiency[5]
Sunland Elementary	U	12/12/2025	**G**		
Tarzana Elementary	U	12/10/2025	**G**		
Toluca Lake Elementary	A	12/03/2025	**G**		
Virtual Academy of Business & Entrepreneurship	A	12/10/2025	**E**		

Legends, Footnotes & Explanations

1 - Schools eligibility based on Comprehensive Support and Improvement or additional Targeted Support and Improvement status.
2 - Visit type means Announced (A) or Unannounced (U) visit.
3 - School Rating means
"E" [Exemplary] rating indicates that the school meets most or all standards of good repair. Deficiencies noted, if any, are not significant and/or impact a very small area of the school.
"G" [Good] rating indicates the school is maintained in good repair with a number of non-critical deficiencies noted. These deficiencies are isolated, and/or resulting from minor wear and tear, and/or in the process of being mitigated.
"F" [Fair] rating indicates the school is not in good repair. Some deficiencies noted are critical and/or widespread. Repairs and/or additional maintenance are necessary in several areas of the school site.
"P" [Poor] rating indicates the school facilities are in poor condition. Deficiencies of various degrees have been noted throughout the site. Major repairs and maintenance are necessary throughout campus.
4 - Extreme Deficiency means a facility condition that poses a threat to the health or safety of pupils or staff while at school.
5 - Resolution of Extreme Deficiencies is dependent on the inspection date and may not be included in this quarterly report. Final resolution of Extreme Deficiencies will be compiled in the 2025-2026 annual report.

LOS ANGELES COUNTY OFFICE OF EDUCATION
Schools Subject to Williams Monitoring[1]
Condition of School Facilities

Second Quarter
[October - December]
Fiscal Year 2025-2026

LACOE WILLIAMS - VISITATION MONITORING PROFILE for 2025-2026

Schools[1]	Visit Type[2]	Inspection Date	School Rating[3]	Extreme Deficiency[4]	Description of Extreme Deficiency[5]
Los Angeles Unified (LAUSD) - ESC South					**Total Schools Visited: 27**
Audubon Middle	A	10/23/2025	G		
Barack Obama Global Preparation Academy	U	12/17/2025	E		
Barton Hill Elementary	A	10/10/2025	E		
Bethune (Mary McLeod) Middle	A	11/10/2025	G		
Carson Street Elementary	A	11/21/2025	F	1	Playground structure has a broken piece and caution taped off. Area with broken piece also has a fence securing it. District reported that the piece has already been ordered. - Extreme Deficiency
Crenshaw Senior High	A	11/21/2025	G		
Dana (Richard Henry) Middle	A	10/10/2025	G		
Danny J. Bakewell, Sr., Primary Center	U	10/30/2025	E		
Del Amo Elementary	A	12/19/2025	E		
Denker Avenue Elementary	U	10/31/2025	G		
Dr. Owen Knox Elementary	U	12/17/2025	G		
Gardena Elementary	A	11/17/2025	E		
Leapwood Avenue Elementary	A	12/19/2025	E		
Manchester Avenue Elementary	A	10/20/2025	E		
Narbonne (Nathaniel) Senior High	A	11/12/2025	G		
One Hundred Fifty-Sixth St. Elementary	A	10/31/2025	E		
One Hundred Sixteenth Street Elementary (116th)	U	12/17/2025	G		
Peary (Robert E.) Middle	U	11/17/2025	G		
Point Fermin Elementary	A	10/10/2025	E		
President Avenue Elementary	U	10/08/2025	E		
President Avenue Elementary	U	10/08/2025	E		

LOS ANGELES COUNTY OFFICE OF EDUCATION
Schools Subject to Williams Monitoring[1]
Condition of School Facilities

Second Quarter
[October - December]
Fiscal Year 2025-2026

LACOE WILLIAMS - VISITATION MONITORING PROFILE for 2025-2026

Schools[1]	Visit Type[2]	Inspection Date	School Rating[3]	Extreme Deficiency[4]	Description of Extreme Deficiency[5]
Sixty-Sixth Street Elementary (66th)	A	11/10/2025	G		
Towne Avenue Elementary	A	12/19/2025	E		
University Pathways Public Service Academy	U	12/18/2025	G		
Washington (George) Preparatory High	A	11/12/2025	E		
Weemes (Lenicia B.) Elementary	U	12/19/2025	G		
Weigand Avenue Elementary	A	11/20/2025	G		

Legends, Footnotes & Explanations

1 - Schools eligibility based on Comprehensive Support and Improvement or additional Targeted Support and Improvement status.
2 - Visit type means Announced (A) or Unannounced (U) visit.
3 - School Rating means
"E" [Exemplary] rating indicates that the school meets most or all standards of good repair. Deficiencies noted, if any, are not significant and/or impact a very small area of the school.
"G" [Good] rating indicates the school is maintained in good repair with a number of non-critical deficiencies noted. These deficiencies are isolated, and/or resulting from minor wear and tear, and/or in the process of being mitigated.
"F" [Fair] rating indicates the school is not in good repair. Some deficiencies noted are critical and/or widespread. Repairs and/or additional maintenance are necessary in several areas of the school site.
"P" [Poor] rating indicates the school facilities are in poor condition. Deficiencies of various degrees have been noted throughout the site. Major repairs and maintenance are necessary throughout campus.
4 - Extreme Deficiency means a facility condition that poses a threat to the health or safety of pupils or staff while at school.
5 - Resolution of Extreme Deficiencies is dependent on the inspection date and may not be included in this quarterly report. Final resolution of Extreme Deficiencies will be compiled in the 2025-2026 annual report.

LOS ANGELES COUNTY OFFICE OF EDUCATION
Schools Subject to Williams Monitoring[1]
Condition of School Facilities

Second Quarter
[October - December]
Fiscal Year 2025-2026

LACOE WILLIAMS - VISITATION MONITORING PROFILE for 2025-2026

Schools[1]	Visit Type[2]	Inspection Date	School Rating[3]	Extreme Deficiency[4]	Description of Extreme Deficiency[5]
Los Angeles Unified (LAUSD) - ESC West					**Total Schools Visited: 19**
Bernstein (Helen) High	A	12/08/2025	G		
Brockton Avenue Elementary	A	10/16/2025	E		
Canfield Avenue Elementary	A	10/29/2025	E		
Carthay Center Elementary	A	12/05/2025	E		
Charles H. Kim Elementary	A	11/25/2025	G		
Cowan Avenue Elementary	A	12/19/2025	E		
Emerson (Ralph Waldo) Middle	A	10/16/2025	G		
Fairburn Avenue Elementary	A	10/16/2025	E		
Glenfeliz Boulevard Elementary	U	12/03/2025	G		
Grand View Boulevard Elementary	A	11/10/2025	E		
Hancock Park Elementary	A	12/05/2025	G		
Kentwood Elementary	A	12/19/2025	G		
Marlton	A	11/21/2025	G		
Playa del Rey Elementary	U	11/10/2025	G		
Rosewood Avenue Elementary	A	12/05/2025	G		
Short Avenue Elementary	U	11/10/2025	E		
West Hollywood Elementary	A	10/29/2025	E		
Westside Leadership Magnet	A	11/10/2025	G		
Wright (Orville) Middle	A	12/19/2025	G		

LOS ANGELES COUNTY OFFICE OF EDUCATION
Schools Subject to Williams Monitoring[1]
Condition of School Facilities

Second Quarter
[October - December]
Fiscal Year 2025-2026

LACOE WILLIAMS - VISITATION MONITORING PROFILE for 2025-2026

Schools[1]	Visit Type[2]	Inspection Date	School Rating[3]	Extreme Deficiency[4]	Description of Extreme Deficiency[5]

Legends, Footnotes & Explanations

1 - Schools eligibility based on Comprehensive Support and Improvement or additional Targeted Support and Improvement status.
2 - Visit type means Announced (A) or Unannounced (U) visit.
3 - School Rating means
"E" [Exemplary] rating indicates that the school meets most or all standards of good repair. Deficiencies noted, if any, are not significant and/or impact a very small area of the school.
"G" [Good] rating indicates the school is maintained in good repair with a number of non-critical deficiencies noted. These deficiencies are isolated, and/or resulting from minor wear and tear, and/or in the process of being mitigated.
"F" [Fair] rating indicates the school is not in good repair. Some deficiencies noted are critical and/or widespread. Repairs and/or additional maintenance are necessary in several areas of the school site.
"P" [Poor] rating indicates the school facilities are in poor condition. Deficiencies of various degrees have been noted throughout the site. Major repairs and maintenance are necessary throughout campus.
4 - Extreme Deficiency means a facility condition that poses a threat to the health or safety of pupils or staff while at school.
5 - Resolution of Extreme Deficiencies is dependent on the inspection date and may not be included in this quarterly report. Final resolution of Extreme Deficiencies will be compiled in the 2025-2026 annual report.

Return to Order of Business

TAB 32

333 South Beaudry Ave,
Los Angeles, CA 90017

Los Angeles Unified School District

Board of Education Report

File #: 069-25/26, **Version:** 1 **Agenda Date:** 6/12/2026
In Control: Business & Finance Division

Receipt of Debt Report FY 2024-25
Finance Division

Los Angeles Unified School District
Debt Report
Fiscal Year 2024-25

Saman Bravo-Karimi
Chief Financial Officer
June 12, 2026

LOS ANGELES UNIFIED SCHOOL DISTRICT

The Finance Division

ANDRÉS CHAIT
Acting Superintendent of Schools

SAMAN BRAVO-KARIMI
Chief Financial Officer

A Message to the Board of Education of the Los Angeles Unified School District and the District's Taxpayers

I present to you the report of the Los Angeles Unified School District's long-term debt (the "Debt Report"). It presents a complete picture of the District's indebtedness in the categories of General Obligation Bonds, Certificates of Participation[1], Judgment Obligation Bonds, and Tax and Revenue Anticipation Notes. Sometimes referred to as "bonded indebtedness", long-term debt is typically used to finance capital projects with a long useful life. Issuing debt to pay for long-term assets is based upon the principle of matching the cost of acquiring the asset to the time period that taxpayers and the general community utilize those assets. The District strives to achieve an equitable balance between the debt burden to the community and the time frame over which the assets are to be used.

The vast majority of the District's capital projects fall within the new construction, modernization, technology and safety programs being financed with $36.605 billion of voter-approved General Obligation Bonds ("GOs"). The District also receives some State matching funds and other revenue sources to finance part of the GO bond program's projects. A relatively small number of projects have been financed with Certificates of Participation ("COPs") that are repaid from the General Fund. To mitigate the impact on the District's near-term educational resources, Judgement Obligation Bonds ("JOB") are issued to refinance judgments and settlements related to AB 218 litigation.

This report uses the words "bonds" and "debt" interchangeably, even when the underlying obligation does not technically constitute "debt" under California's Constitution[2]. This conforms with market convention for the general use of the term "debt" and "debt service" as applied to a variety of instruments in the municipal market, regardless of their precise legal status. The rating agencies and investor community evaluate the District's debt position based on all of its outstanding obligations whether or not such obligations are "debt" as defined within the California Constitution context.

The District has a comprehensive Debt Management Policy designed to assure the District follows best practices when debt is issued. A copy of the Debt Management Policy appears as Appendix 6 to this Debt Report.

GOs represent debt that is paid from voter approved *ad valorem* property taxes that are levied and collected by the County of Los Angeles. The proceeds of such *ad valorem* property tax levies are neither received by nor under the control of the District. The District's taxpayers have shown a strong commitment to the District's capital program by approving seven General Obligation Bond authorizations since 1997. A top priority of the District is to manage the issuance of these bonds in a manner that minimizes the tax rates paid by our taxpayers, which the District believes it has accomplished, as more fully detailed in this Debt Report.

COPs and JOBs represent debt that is paid from revenues under the District's control, such as General Fund revenues. To assure that issuance of such debt is undertaken in a prudent manner that protects the District's

[1] For purposes of this report, references to COPs also include the District's 2022 private placement lease agreement.

[2] "Debt" under the California Constitution excludes short-term obligations (such as tax and revenue anticipation notes), contingent obligations (such as lease financings and COPs) and obligations imposed by law (such as judgment obligations bonds).

instructional programs and operations, the Board of Education's Debt Management Policy prescribes limits to the amount and type of COPs indebtedness that may be undertaken. This Debt Report provides a discussion of the District's COPs and JOBs issuance, which is in compliance with policy limitations.

GOs, COPs and JOBs are considered "direct debt" of the District and are also included in the measurement of "overall direct debt" issued by all local public agencies within the District's boundaries. It is important to monitor the levels and growth of direct debt and overall debt as they reflect the debt burden borne by our taxpayers and provide perspective on taxpayers' capacity for future additional debt.

When debt is issued, independent credit rating agencies evaluate the District's credit profile and assign a rating to the issue. Historically, the District's credit ratings on its GOs and COPs had been directly related to the financial condition and fiscal management of the District. However, following a 2016 legislative change, certain rating agencies' methodologies on California school district GOs changed as more fully discussed in Section V. As of June 30, 2025, the District's GO bond ratings were AAA by Fitch Ratings, AAA by KBRA, Aa2 by Moody's Investors Service, and AA- by Standard & Poor's. In addition, as of June 30, 2025, the ratings on the District's COPs were A1 by Moody's and A+ by Fitch, while ratings assigned to the District's JOBs were Aa3 by Moody's and AA- by Fitch.

The most recent rating actions occurred in April 2026, when all ratings were affirmed, although Fitch (for all except the GO rating), Moody's and S&P revised their outlook from Stable to Negative. Credit reports continue to acknowledge certain District credit strengths, highlighted by an exceptionally "broad, diverse tax base with historically favorable trends in wealth, commercial activity, and property values", anchored by the largest economy in the nation. However, the agencies also made note of growing challenges: a structural mismatch between revenues and expenses, rooted in persistent enrollment declines and rising personnel costs, resulting in increasingly challenged financial operations. While giving credit for the implementation of fiscal stabilization measures, concern remains about the magnitude of further expenditure reductions required over a relatively short period, uncertainty around the financial impacts of recently negotiated labor agreements, which in the view of the rating agencies may further constrain the district's flexibility, and increasing contingent liabilities due to AB 218 litigation. Despite minor nuances, the negative outlook generally conveys an increased likelihood of a rating downgrade over the next 12 to 24 months if current trends persist or worsen. All agencies note the prospect of maintaining its current credit quality rests heavily on the District's ability to align spending with a lower and more static revenue base while preserving credible levels of reserves.

The ratings assigned to the District's GO bonds, COPs and JOBs affect its interest payments and the cost to its taxpayers and the General Fund respectively. A history of the District's ratings is provided in this Debt Report.

I hope that the information in this Debt Report can be used to support the continued development of sound capital plans and for adherence to the District's finance and debt policies. I look forward to working with you in pursuing such capital plans, as they provide critical guidance for the protection of the District's infrastructure and assets. Together with sound capital planning, the District's debt and finance policies help to secure the District's fiscal strength in the years ahead.

If you have any questions or comments regarding this Debt Report, please contact my office at (213) 241-7888. Your input is important to us and would be greatly appreciated.

Sincerely,

Saman Bravo-Karimi
Chief Financial Officer

TABLE OF CONTENTS

Page

TRANSMITTAL LETTER i
SECTION I: GENERAL OBLIGATION BOND DEBT 1
A. District's Bonded Debt Limitation and Assessed Valuation Growth 1
B. Bonds Outstanding and Bonds Authorized But Unissued 3
C. Distribution of Bonds by Prepayment/Call Flexibility; General Obligation Bond Refundings 3
D. Federal Tax Subsidy and Tax Credit Bonds 5
E. Tax Rate Performance on Outstanding Bonds 5
SECTION II: CERTIFICATES OF PARTICIPATION ("COPs") 8
A. COPs Outstanding 8
B. COPs Refundings 9
SECTION III: OTHER OBLIGATIONS RELATED TO JUDGMENT REFUNDING PROGRAM 11
A. Judgment Obligation Bonds 11
B. Tax and Revenue Anticipation Notes 12
SECTION IV: THE MARKET FOR THE DISTRICT'S DEBT 13
A. Municipal Bond Market 13
B. Cost of the District's Debt 14
B-1. Fixed Rate Debt 14
B-2. Variable Rate Debt 15
SECTION V: THE DISTRICT'S CREDIT RATINGS 16
A. Long-Term GO, COP and JOB Credit Ratings 16
B. Short-Term Credit Ratings on Tax and Revenue Anticipation Notes 17
SECTION VI: DEBT RATIOS 17
A. Use of Debt Ratios 17
B. LAUSD's Compliance with Debt Management Policy 18
APPENDIX 1-A 1
General Obligation Bonds 1
APPENDIX 1-B 3
Outstanding Debt Service Payments on General Obligation Bonds 3
APPENDIX 2 4
Certificates of Participation Lease Obligation Debt Service Schedule 4
APPENDIX 3 5
Judgment Obligation Bonds Debt Service Schedule 5
APPENDIX 4 6
History of Outstanding Underlying Fixed Rate Long-Term Ratings 6
APPENDIX 5 7
Statement of Overlapping Debt 7
APPENDIX 6 9
Debt Management Policy 9

SECTION I: GENERAL OBLIGATION BOND DEBT

A. District's Bonded Debt Limitation and Assessed Valuation Growth

As specified in Education Code Section 15106, the District's bonded debt limitation (also known as general obligation bonding capacity) equals 2.5% of the value of taxable property (i.e., assessed valuation) in the District. For Fiscal Year 2024-25, total assessed valuation in the District was $972.9 billion, resulting in a bonded debt limitation of $24.3 billion. Table 1 presents the District's maximum debt limit versus outstanding debt as of June 30, 2025. The difference is the "Legal Debt Margin."

Table 1
Bonded Debt Limitation and Legal Debt Margin
As of June 30, 2025
(in thousands)

Total Assessed Valuation	$	972,869,118
Bonded Debt Limitation (2.5% times Assessed Valuation)	$	24,321,728
Less: Outstanding General Obligation Bonds		(11,745,405)
Equals: Legal Debt Margin	**$**	**12,576,323**

In addition to new District debt issuance and the amortization pattern of its outstanding debt, the Legal Debt Margin is affected by the assessed valuation growth in the District. Assessed valuation typically grows up to the maximum base annual rate of 2% allowed under Proposition 13 for existing property, with additional growth coming from new construction and the sale and exchange of property. Chart 1 on page 2 shows assessed valuation in the District from 1996 to 2025. Chart 2 shows the annual growth rate in assessed valuation in the District over the same period. The District's assessed valuation for Fiscal Year 2025-26, which is one year beyond the reporting period in this report, is at an all-time high of $1.008 trillion, eclipsing the trillion dollar mark for the first time. The simple average growth rate has been 5.00% over the 30 years through FY 2024-25 and a higher 5.65% over the past 5 years.

Anticipated increases in future assessed valuation will permit issuance of new General Obligation Bonds to the extent that Proposition 39 tax rate limitations are not exceeded and bond proceeds on hand are sufficiently spent down. See Proposition 39 tax rate limitations in Section I.E.

Chart 1
LAUSD Assessed Valuation
(As of June 30, 2025)

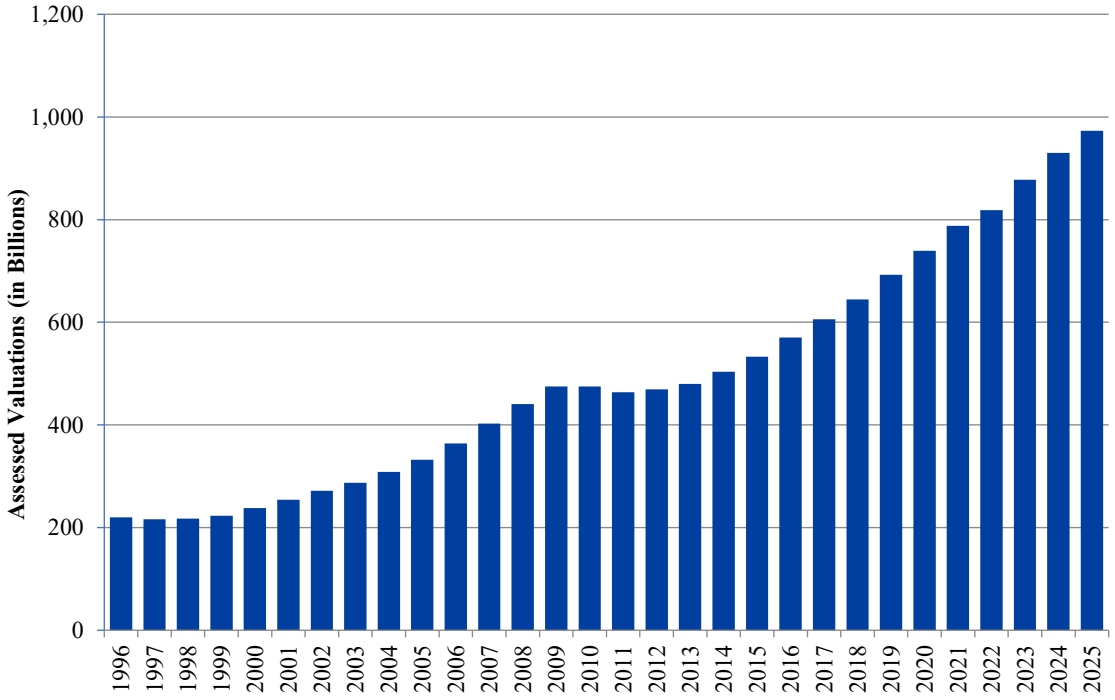

Chart 2
LAUSD Growth in Assessed Valuation
(As of June 30, 2025)

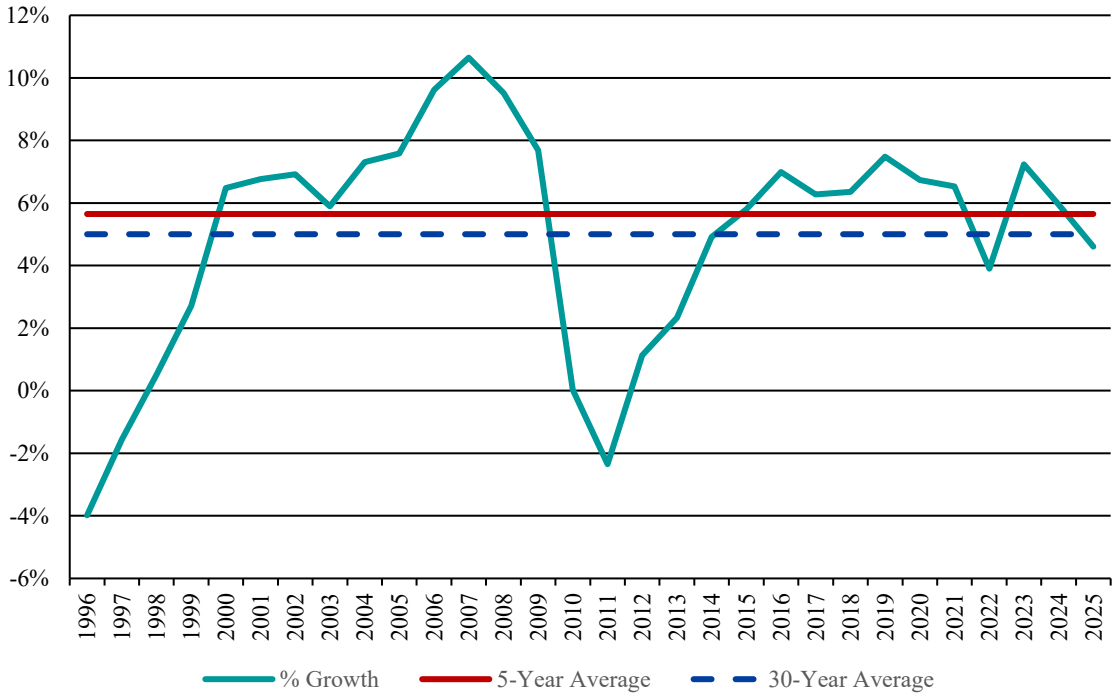

B. Bonds Outstanding and Bonds Authorized But Unissued

As of June 30, 2025, the District had a total of $11.745 billion of outstanding voter authorized General Obligation Bonds, for which a detailed listing and the debt service requirements can be found in Appendix 1-A and 1-B. In Fiscal Year 2024-25, the District issued $1.8 billion of General Obligation new money bonds, comprised of $525 million of Measure Q Bonds and $575 million of Measure RR issued on October 8, 2024, and the inaugural $700 million of Measure US bonds issued on May 13, 2025.

The District had a total of $15.899 billion of authorized but unissued General Obligation Bonds as of June 30, 2025, bolstered by the approval of Measure US on November 5, 2024. Table 2 presents overall highlights of the District's authorized but unissued bonds.

Table 2
Authorized but Unissued General Obligation Bonds
As of June 30, 2025
(in thousands)

	Voter Authorization Amount	Issued	Authorized but Unissued
Proposition BB	$2,400,000	$2,400,000	$0
Measure K	3,350,000	3,350,000	0
Measure R	3,870,000	3,870,000	0
Measure Y	3,985,000	3,985,000	0
Measure Q	7,000,000	4,800,955	2,199,045
Measure RR	7,000,000	1,600,000	5,400,000
Measure US	9,000,000	700,000	8,300,000
Total	**$36,605,000**	**$20,705,955**	**$15,899,045**

C. Distribution of Bonds by Prepayment/Call Flexibility; General Obligation Bond Refundings

The District's outstanding General Obligation Bonds have varying degrees of prepayment or call flexibility. Chart 3 shows the District's outstanding General Obligation Bonds by call date that are: 1) non-callable, 2) eligible to be current refunded with tax-exempt bonds, and 3) eligible to be refunded with a make whole call. The General Obligation Bonds that have a make whole/extraordinary redemption feature represent special bond structures permitted under the American Reinvestment and Recovery Act (ARRA); see Section I.D - "Federal Tax Subsidy and Tax Credit Bonds." On December 2017, the Federal government enacted the Tax Cuts and Jobs Act (Public Law No: 115-97), which eliminated the ability of state and local governments to do advance refundings with tax-exempt bonds. The chart below reflects current tax law.

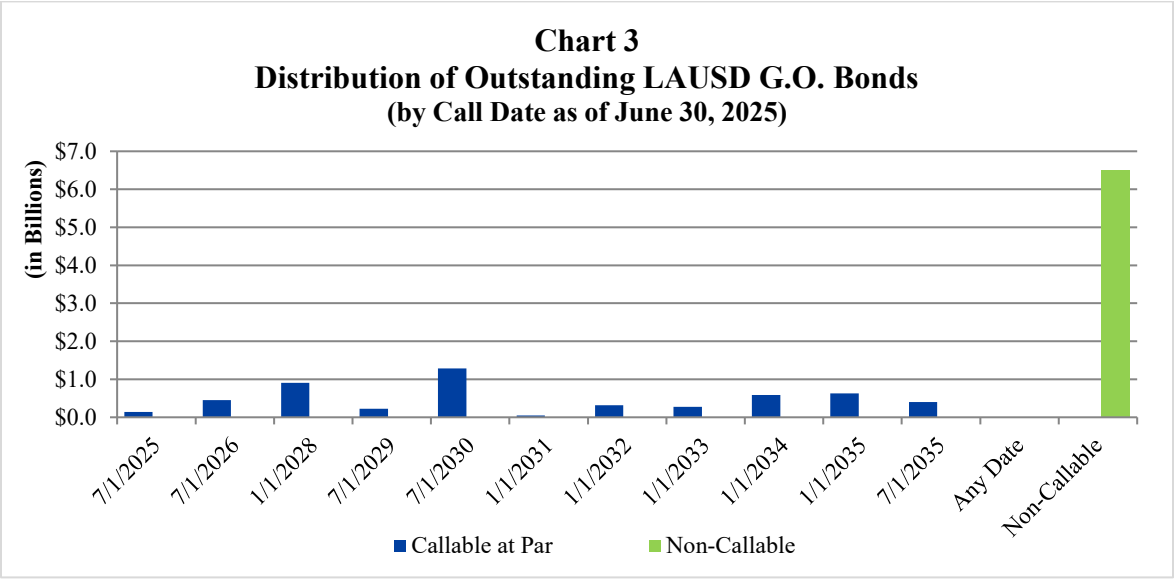

The Chief Financial Officer regularly monitors market conditions for refunding opportunities. Pursuant to the Debt Management Policy, the District will not proceed with a tax-exempt refunding unless it generates at least 3% net present value savings for each maturity and for which overall net present value savings exceed negative arbitrage (with limited exceptions for certain specific circumstances – for example, bonds that are approaching their final maturity). Alternative structures such as taxable advance refundings or tax-exempt forward refundings may be acceptable if the net present value savings is in excess of 5% on a maturity-by-maturity basis and/or other benefits to the District are identified by the Chief Financial Officer and the District's municipal advisor. Table 3 provides a summary of the savings from refundings that have been completed through June 30, 2025. These refundings are saving taxpayers approximately $1.61 billion over the term of the bonds.

Table 3
Summary of General Obligation Refunding Bonds Savings
(As of June 30, 2025)

Refunding Bond Issue	Amount Refunded (millions)	Term of the Refunding Bonds (years)	Total Savings (millions)
2002	$262.7	17	$12.8
2004 A-1 & A-2	215.7	18	10.6
2005 A-1 & A-2	486.0	20	38.4
2006 A	131.9	13	6.3
2006 B	561.4	21	29.3
2007 A-1 & A-2	1,250.3	21	82.1
2007 B	25.8	12	1.8
2009 A	72.3	9	2.1
2010 A	72.8	5	2.4
2011 A-1 & A-2	425.6	13	37.9
2012 A	158.8	17	12.9
2014	1,706.4	17	171.6
2015	378.1	10	81.0
2016 A	661.2	14	126.6

2016 B	563.0	16	166.5
2017 A	1,271.2	10	258.4
2019 A	687.6	15	170.8
2020 A	379.7	13	135.3
2021 A	240.1	11	67.6
2021 B	46.4	7	5.9
2024 A	3,168.4	10	173.9
2025 A	483.5	15	19.6
Total	**$13,248.9**		**$1,613.8**

D. Federal Tax Subsidy and Tax Credit Bonds

In Fiscal Year 2009-10, the District took advantage of new innovative bond programs available under the Federal government's American Reinvestment and Recovery Act (ARRA). These bond structures provided lower debt service than traditional tax-exempt bonds, with LAUSD achieving expected savings of $1.1 billion.

One of the federal programs, Build America Bonds (BABs), was a taxable bond program for which the federal government initially subsidized 35% of the interest cost. The District sold about $1.4 billion of taxable BABs in October 2009 and $1.25 billion in March 2010. All of the District's $2.6 billion of BABs were refunded with the issuance of the 2024 General Obligation Refunding Bonds, Series A on April 30, 2024.

Another federal program used by LAUSD at that time is known as Qualified School Construction Bonds (QSCBs). These were also taxable bonds, however, under this structure, investors receive a tax credit against their federal income tax, with low or no interest payments. The District sold $318.8 million of QSCBs to taxable investors in October 2009. The District also received a QSCB allocation of $290.2 million for 2010 and, under new legislation enacted in March 2010, sold QSCBs in May 2010, as subsidized taxable rather than tax credit bonds.

The District's only remaining Federal Tax Subsidy/Tax Credit Bonds are the General Obligation Bonds Election of 2005, Series J (2010) QSCBs, with $290.2 million outstanding as of June 30, 2025.

Sequestration. Pursuant to legislative and executive actions at the Federal level, the US Treasury Department enacted a decrease in subsidy amounts by 5.7% through federal fiscal year ending 2031 (for frame of reference, the final maturity date of the Series J Bonds is May 1, 2027). During the federal fiscal year ended September 30, 2025, the sequestration resulted in a reduction in the aggregate amount of approximately $0.9 million with respect to the refundable credits for the Series J Bonds.

E. Tax Rate Performance on Outstanding Bonds

The Tax Rate Statements for the District's seven GO Bond authorizations set forth various assumptions including the average annual assessed valuation growth over the life of the bonds, the average interest rate on the future bond issuances, and the estimated tax rates to be paid by District taxpayers to service the debt on the outstanding GO Bonds. The assumptions in the respective Tax Rate Statements are not technically binding on the District, as actual issuance patterns, interest rates, and the growth pattern of the assessed valuation base combine to determine the actual tax rates. Nevertheless, the District actively manages its bond issuance program so that actual tax rates are close to or lower than the tax rates set forth in each respective Tax Rate Statement.

Table 4 below summarizes the assumptions in the Tax Rate Statements for each of the seven bond measures for the assessed valuation growth rate and the interest rates on the bond sales. It also provides the election date, amount approved, and election authorization.

Table 4
Summary of Tax Rate Performance Assumptions

	Election Date	Amount (billions)	Assumed Average Assessed Valuation Growth	Assumed Interest Rate	Type of Election
Proposition BB	04/08/97	$2.400	2.0%	5.75%	Traditional 66 2/3rds% Minimum Approval
Measure K	11/05/02	3.350	3.9%	5.50%	Proposition 39 – 55%
Measure R	03/02/04	3.870	5.0%	5.25%	Proposition 39 – 55%
Measure Y	11/08/05	3.985	6.0%	5.25%	Proposition 39 – 55%
Measure Q	11/04/08	7.000	6.0%	5.25%	Proposition 39 – 55%
Measure RR	11/03/20	7.000	4.0%	4.00%	Proposition 39 – 55%
Measure US	11/05/24	9.000	4.0%	5.00%	Proposition 39 – 55%

Table 5 on page 7 provides the assumptions included in the Tax Rate Statements for initial and future tax rates and actual results to date. Future tax rates will depend on a combination of additional bond issuance, future assessed valuation, and bond refundings. Chart 4, also on page 7, presents a history of the District's GO Bond tax rates by measure and in aggregate from FY1997-98 through FY2024-25.

Table 5
Estimated Tax Rates Set Forth in Tax Rate Statements for Measure BB, K, R, Y, Q, RR and US
(per $100,000 of Assessed Valuation)

Tax Rate Description	Proposition BB		Measure K		Measure R		Measure Y		Measure Q		Measure RR		Measure US	
	As Projected in Tax Rate Statement	Actual/ Projected	As Projected in Tax Rate Statement	Actual/ Projected	As Projected in Tax Rate Statement	Actual/ Projected	As Projected in Tax Rate Statement	Actual/ Projected	As Projected in Tax Rate Statement	Actual/ Projected	As Projected at the Time of Election	Actual/ Projected	As Projected at the Time of Election	Actual/ Projected
Estimated Tax Rate in FY Following 1st Issuance of Bonds	$23.43 FY 98-99	$24.42 FY 98-99	$47.53 FY 04-05	$30.01 FY 03-04	$21.93 FY 05-06	$12.33 FY 05-06	$5.74 FY 06-07	$3.45 FY 06-07	$0.00 FY 10-11	$2.73 FY 16-17	$2.31 FY 21-22	$6.42 FY 22-23	$2.66 FY 25-26	$12.08 FY 25-26
Estimated Maximum Tax Rate Year it Occurs	$67.36 FY 13-14	$50.55 FY 04-05	$59.38 FY 26-27	$46.46 FY 12-13	$60.00 FY 11-12	$52.37 FY 10-11	$60.00 FY 12-13	$53.23 FY 10-11	$60.00 FY 19-20	$38.67 FY 28-29	$39.73 FY 32-33	$39.05 FY 30-31	$45.01 FY 35-36	$41.80 FY 35-35
Current Tax Rate (2025-26)		**$3.33**		**$27.29**		**$19.51**		**$21.11**		**$26.86**		**$9.43**		**$12.08**

Chart 4
Tax Rates by Bond Measure per $100,000 of Assessed Valuation

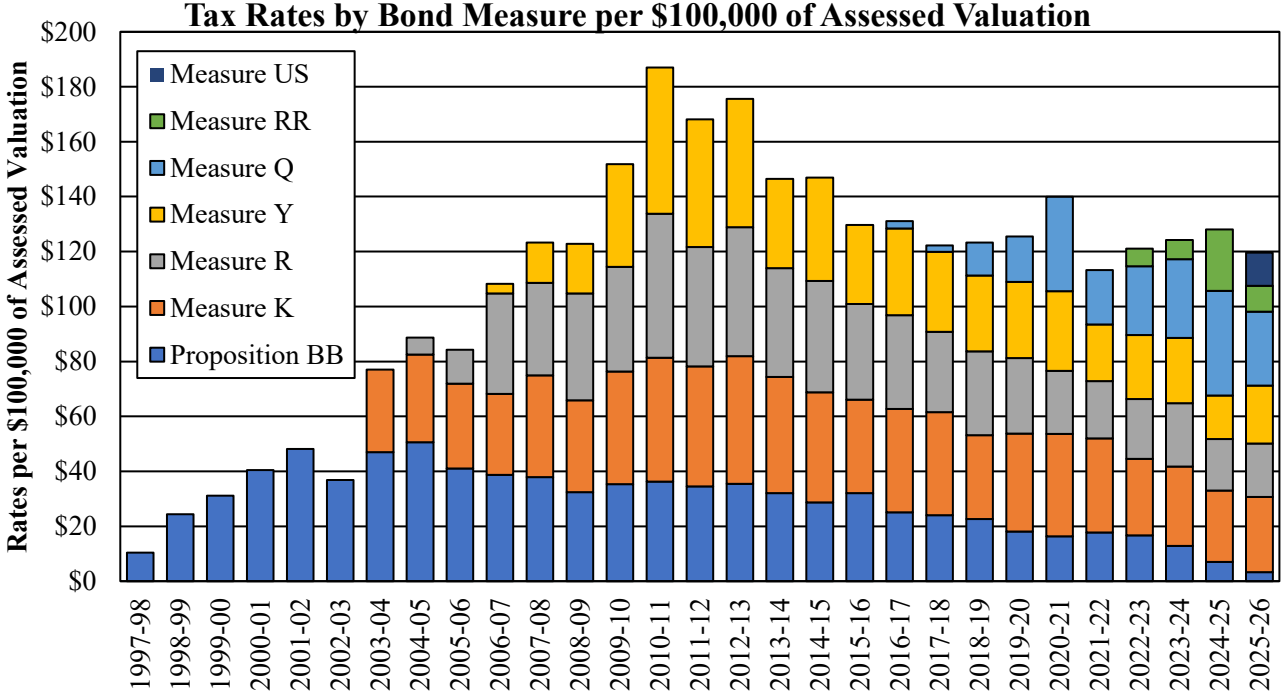

SECTION II: CERTIFICATES OF PARTICIPATION ("COPs")

A. COPs Outstanding

Over the years, the District has issued COPs to fund a variety of capital projects needed, either prior to the voter approval of GO measures or that were not eligible for GO funding, including the construction of non-school facilities, equipment, and certain IT systems. While all COPs are legally secured by the District's General Fund, debt service on certain COPs has been eligible to be repaid from other revenue sources when available. In the past, the District has strived to maximize the portion of its COPs debt service that is paid from non-General Fund sources, including using developer fees for debt service on projects related to enrollment growth or overcrowding and using cafeteria funds for cafeteria-related projects. The District has also prepaid COPs when possible with GO bond proceeds and other available funds, as described in the following Section II. B.

All of the District's outstanding COPs were issued as fixed rate financings. On May 13, 2025 the District defeased $218.03 million (approximately 59.5%) of its outstanding 2023 Series A COPs with GO bond proceeds from the inaugural issuance of Measure US GO bonds (US Series B). As of June 30, 2025, a total of $225.01 million of COPs remained outstanding. The debt service requirements on outstanding COPs as of June 30, 2025, can be found in Appendix 2.

Table 6
Certificates of Participation Outstanding
As of June 30, 2025
(in thousands)

Issue Description	Date of Issue	Principal Amount Issued	Principal Outstanding	Final Maturity
COPs (Refunding, 2020 Series A)	10/27/2020	28,390	19,445	10/01/2034
COPs (Refunding, 2022 Lease Agreement)	08/30/2022	73,730	56,970	10/01/2030
COPs (2023 Series A) (Sustainability Bonds)	08/31/2023	384,260	148,595	10/01/2038
Total		**$486,380**	**$225,010**	

Chart 5 shows COPs debt service as of the close of Fiscal Year 2024-25. As of June 30, 2025, the remaining debt service payments from the General Fund for the outstanding COPs totaled $292.0 million through final maturity.

Chart 5
Certificates of Participation Debt Service (Paid from General Fund)
(As of June 30, 2025)

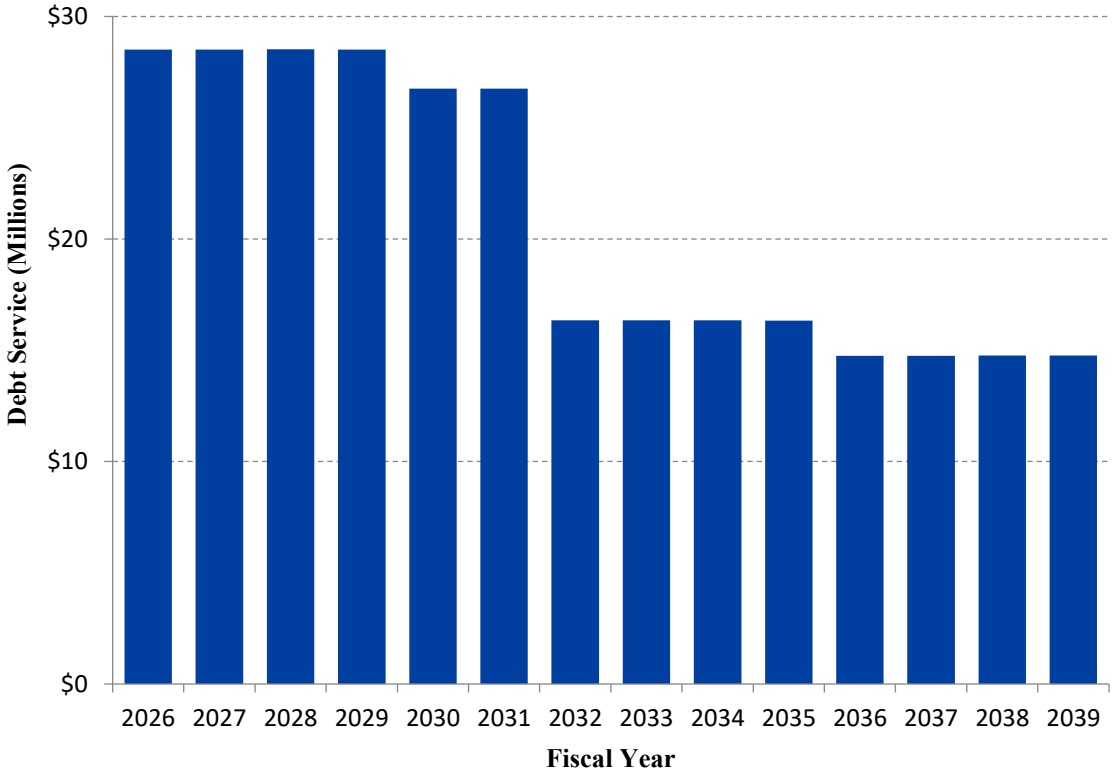

B. COPs Refundings

As noted previously, the District has on occasion relied on COPs in part to finance school facilities prior to the voter approval of its GO bond measures. Following voter approval, in Fiscal Years 2004-05 and 2005-06, the District used Measure R and Measure Y bond proceeds to defease $143.42 million and $177.95 million of COPs, respectively, providing direct General Fund savings. Similarly, in September 2010 and August 2014, the District used Measure Y bond proceeds, unspent project funds and other funds on hand with the COPs trustee to defease and/or prepay debt service payments on the 2007 Series A and 2009 Series A COPs relating to $63.45 million of principal. Most recently, in May 2025, the District used Measure US bond proceeds to defease refunded $218.03 million of its 2023 Series A COPs.

In the past, the District has also used other available amounts such as one-time funds and shifted certain debt service payments to non-General Fund sources such as developer fees to reduce its General Fund COPs debt service.

Table 7 below presents a history of the District's COPs refundings.

Table 7
Los Angeles Unified School District
Summary of COPs Refundings

Issue Description	Date of Issue	Principal Amount Issued (thousands)	Refunded COPs	Term of Refunding Debt (Years)	Nominal Savings (thousands)
1991 Refunding COPs (Francisco Bravo Medical Magnet Senior High School)	11/13/91	$46,110	1988 COPs	16.0	$1,609.4
1993 Refunding COPs[1]	11/15/93	69,925	1991 COPs	20.0	N/A
1998A Refunding COPs (Multiple Properties Project)	06/10/98	60,805	1993 Refunding COPs	16.0	3,076.7
2002A Refunding COPs (Francisco Bravo Medical Magnet Senior High School)	03/06/02	21,655	1991 Refunding COPs	6.5	6,755.2
2004A&B Refunding COPs (Refinancing Project I and Refunding Project I)	05/24/05	57,625	Portions of 2000A, 2001B&C, 2002B&C, and 2003A&B COPs	7.0	N/A
2004A, B and D General Obligation Bonds (Measure R)[2]	09/23/04	150,000	2000B and 2002B COPs	5.0	155,836.3
2005A Refunding COPs (Administration Building Project)[3]	05/24/05	86,525	2001C COPs	20.0	N/A
2005C Refunding COPs (Multiple Properties Project)[4]	05/24/05	44,225	1996 COPs	26.0	(8,922.4)
2006A, B and D General Obligation Bonds (Measure Y)[2]	02/22/06	184,385	2002A, 2003A and 2004 COPs	15.5	215,741.9
2008A&B Variable Rate Refunding COPs[3]	08/06/08	120,950	2005A&B COPs	23.0	N/A
2010A Refunding COPs (Multiple Properties Project)[3]	01/27/10	69,685	1997A and 1998A COPs	8.0	N/A
2012 A&B Refunding COPs (Admin. Building Projects)[5]	06/12/12	160,190	2001B, 2002C, 2008 A & B COPs	20.0	4,066.0
2013 Refunding Lease	06/24/13	24,780	2003B COPs	15.0	4,822.1
2014K General Obligation Bonds (Measure Y)[2]	08/19/14	33,360	2007A and 2009A	5.5	35,338.6
2020A COPs Refunding	10/27/20	28,390	2010 B-1/B-2 COPs; 2013A	14.0	8,733.8
2022 Refunding Lease	8/30/22	73,730	2012A and 2012B Refunding COPs	8.0	11,255.5
2023B General Obligation Bonds (Measure US)[2]	5/13/25	239.575	2023A COPs	3.0	40,643.8
				Total	**$478,956.9**

[1] The 1993 Refunding COPs refunded the 1991 COPs (Capital Facilities Project) that funded the acquisition of the Ambassador Hotel site through eminent domain. The legal documents for the 1991 COPs provided that said COPs would be refunded within three years if title to the Ambassador Hotel site had not been obtained. Since title had not been obtained by the three-year mark, the District refunded the 1991 COPs. There were no savings associated with this refunding, as the transaction was done as a restructuring.

[2] These GO bonds shifted the COPs debt service from the District's General Fund to taxpayers, thereby saving General Fund resources.

[3] Series converted a prior fixed rate series to a variable rate structure. The District has indicated the savings for such transactions to be "not available" because future variable rates and ancillary costs could not be known with certainty at the time of the refunding and this table is meant to provide only actual savings.

[4] The amortization of this series was 20 years versus the 12-year amortization of the refunded bonds, resulting in dissavings in the out years.

[5] These series converted two prior variable rate series (2008A and B) to a fixed-rate structure and refunded two fixed rate series. The savings shown in the table are only the known savings from the fixed-rate refunding of the two prior fixed rate series (the 2001B and 2002C). Savings are considered "not available" on the variable to fixed rate series because future variable rates and ancillary costs could not be known with certainty at the time of the refunding. This table is meant to provide only actual savings.

SECTION III: OTHER OBLIGATIONS RELATED TO JUDGMENT REFUNDING PROGRAM

A. Judgment Obligation Bonds

California Assembly Bill 218 (AB 218), signed into law in 2019 and effective January 1, 2020, is State legislation, which among other elements, significantly extended the statute of limitations for childhood sexual abuse victims to file civil lawsuits. The District is defending a significant number of lawsuits arising from AB 218 and similar claims for tort liability. The District is obligated to pay certain claimants and /or plaintiffs with respect to any final judgments or orders for monetary damages against the District following concluded litigation or stipulated settlements related to such lawsuits.

To mitigate the impact on the District's near-term educational resources, the Board approved the issuance of long-term Judgment Obligation Bonds (JOBs) to refinance these liabilities over a period of up to 20 years, as well as short-term notes as an interim financing vehicle. JOBs are unsecured obligations, payable from the issuer's General Fund and all legally available funds. JOBs are an exception to the State's Constitutional debt limit, as obligations imposed by law. The successful issuance of JOBs is typically subject to validation proceedings, where the issuer seeks a court judgment affirming its authority under California law to issue the respective JOBs.

- **Initial JOB Authorization**: In June 2024, the Board authorized the issuance of JOBs to refund an aggregate $500 million of judgments (the "Initial JOB Approval").

  To provide an interim source of funding prior to the issuance of JOBs, in September 2025 the District entered into a Non-Revolving Credit Agreement (Initial Line of Credit) pursuant to which the District may draw up to $196.4 million through November 2027[1]. Draws on the Initial Line of Credit bear interest at a variable interest rate and are payable from any available moneys of the District but are intended to be paid from proceeds of JOBs.

- **Second JOB Authorization**: Subsequent to the reporting period, in February 2026, the Board authorized the issuance of additional JOBs to refund an aggregate $250 million of judgments (the "Second JOB Approval")[2].

  To provide an interim source of funding prior to the issuance of JOBs, the District expects to enter into a line of credit (Second Line of Credit) pursuant to which the District will be able to draw up to $250 million over the succeeding three years. Draws on the Second Line of Credit would bear interest at a variable interest rate and are payable from any available moneys of the District but are intended to be paid from proceeds of JOBs.

As of June 30, 2025, the District had no outstanding JOBs, and no amounts drawn under the lines of credit. Immediately subsequent to the reporting period, on July 9, 2025, the District issued $308.15 million of its JOBs Series 2025A, the debt service requirements for which can be found in Appendix 3. The District can issue additional JOBs (or interim financing) to refund approximately $196.4 million in additional judgments under the Initial JOB Approval prior to June 30, 2029.

[1] Subsequent to the reporting period, the District began drawing on the Initial Line of Credit, with total draws of approximately $96.1 million as of April 30, 2026, with a further $100.3 million available to be drawn through November 2027.

[2] Subsequent to the reporting period, the District initiated judicial validation proceedings for the Second JOB Approval, with completion tentatively anticipated in June of 2026, at which point the District would be able to execute and begin draws under the Second Line of Credit and issue additional JOBs under the Second JOB Approval, as needed.

B. Tax and Revenue Anticipation Notes

Due to unforeseen delays in the judicial validation proceedings related to the Initial JOB Approval, in lieu of executing and drawing on the Initial Line of Credit, the District had to pivot to an alternate interim funding approach of issuing Tax and Revenue Anticipations Notes ("TRANs"). Not requiring validation, TRANs are an exception to the State's Constitutional debt limit, as short-term obligations.

Between November 2024 and March 2025, the District issued approximately $70 million of TRANs, as detailed in the table below, all of which were outstanding as of June 30, 2025. The TRANs were directly purchased by the same bank under terms essentially identical to the agreed-upon terms for the Initial Line of Credit.

Table 7
Tax and Revenue Anticipation Notes Outstanding
As of June 30, 2025
(in thousands)

Series	Date of Issue	Principal Amount Issued	Principal Outstanding	Final Maturity
TRANs (Series A)	11/22/2024	54,564	54,564	08/01/2025
TRANs (Series B)	01/30/2025	1,362	1,362	08/01/2025
TRANs (Series C)	03/27/2025	14,026	14,026	08/01/2025
Total		**$69,953**	**$69,953**	

Immediately subsequent to the reporting period, on July 9, 2025 the District issued its JOBs Series 2025A which refunded the outstanding TRANs in full, leaving no TRANs outstanding. While it is conceivable the District could issue TRANs again in the event of unforeseen delays in the judicial validation proceedings related to the Second JOB Approval, that is not the District's current expectation.

The District has not issued TRANs for the conventional cashflow management purposes of addressing intra-year cyclicalities and mismatches between the timing of expenditures and revenue receipts since Fiscal Year 2012-13, and has no current expectations of doing so in the immediate term.

SECTION IV: THE MARKET FOR THE DISTRICT'S DEBT

A. Municipal Bond Market

The District's debt is typically issued and traded in the United States' municipal bond market. Major groups of investors in this market include tax-exempt bond funds, insurance companies, investment bank portfolios, trust departments, investment advisors, individual investors, and money market funds. The various market participants may have different preferences for the structure and maturities of the obligations they purchase. As one of the largest issuers of municipal bonds in the country, the District is able to draw significant attention from these investor groups. The table to the right is a listing of the largest institutional holders of the District's long-term bonds that are required to publicly report their holdings. These generally include bond funds, professional retail investors (such as separately managed accounts) and insurance companies.

Largest Reported Institutional Holders of LAUSD Debt

Company	Thousands
VANGUARD GROUP	1,029,200
BLACKROCK ADVISORS LLC	688,349
CHARLES SCHWAB INVESTMENT MGMT	153,325
FIDELITY	142,770
ALLSPRING GLOBAL INVESTMENTS, LLC	126,519
MACKAY SHIELDS LLC	123,600
GUGGENHEIM FUNDS INVESTMENT ADVISORS	119,800
FRANKLIN ADVISORS	89,705
NUVEEN ASSET MANAGEMENT LLC	86,110
DIMENSIONAL FUND ADVISORS	79,395
CAPITAL RESEARCH & MANAGEMENT COMPANY	78,025
INVESCO ADVISERS INC	73,075
ALLIANCEBERNSTEIN	50,480
RGA REINSURANCE CO	49,500
BARINGS LLC	46,610
T ROWE	32,750
AMERICAN CENTURY	27,345
PIMCO	26,850
EATON VANCE MANAGEMENT	26,835
NORTHERN TRUST ASSET MANAGEMENT	25,915

Source: IPREO as of June 30, 2025

The District's borrowing costs reflect the interest rates the District obtains each time it sells bonds. Those rates are a function of many factors, including the credit ratings on the District's obligations, market interest rate levels, competing supply, investor asset levels, tax law, anticipated Federal Reserve policy actions at the time of sale, etc. The interplay of such factors determines the level of investor demand for the District's obligations and the interest rates obtained. For the District's voter approved GO bonds, an important credit factor is the fact that repayment of the bonds is from property taxes collected and held in trust by the County of Los Angeles. In addition, investor perception of the District's overall financial, debt and economic performance compared to other issuers is an important driver of the rates of return they would demand to invest in District debt, particularly for COPs and JOBs backed by the District's General Fund. The investment community views the District's GOs as high-quality investment grade securities, owing to their repayment source and the vast local tax base. The COPs, which directly reflect the District's financial position, are considered upper medium investment grade securities, with JOBs falling in between the two – secured by the General Fund, but without the abatement risk inherent in the COP security.

In addition to the federal tax-exemption available to all investors, the State's progressive income tax system provides in-state investors with additional incentives to purchase the District's tax-exempt obligations (while nearly all of the District's obligations benefit from tax-exemption, certain tax law constraints dictate that JOBs are typically issued on a taxable basis). Occasional changes to Federal and State tax policies impact the relative demand for the District's obligations. Similarly, investor perception of the State's fiscal condition can affect the borrowing costs of other issuers viewed as "agencies" of the State, such as LAUSD. More recently, in the aftermath of the tragic wildfires of January 2025, it was briefly feared that Los Angeles-area issuers could see a material uptick in borrowing costs. As it became increasingly apparent that implications for the local tax base would be insulated, the impact of the wildfires became much less of a concern in terms of bond pricing, with more significant lasting effects felt mainly by entities with potential liability exposures

related to the wildfires.

Naturally, the District's interest rates are also subject to broader financial market conditions. The Great Recession and the COVID-19 pandemic, and their aftermath, represent two significant examples of exogenous events that had profound impacts on borrowing costs across the financial universe. More recently, between March 2022 and July 2023, to combat inflation, the Federal Reserve Board increased the Federal Funds interest rate eleven times totaling 525 basis points. This in turn impacts the District's cost of funds. The 25-year tax-exempt interest rate index, MMD, rose 116 basis points through the same period. While rates remain elevated relative to the decade leading up to 2022, the Federal Reserve Board, citing progress on its goal of combatting inflation, began interest rate cuts in September 2024, with cumulative decreases of 175 basis points through December 2025.

B. Cost of the District's Debt

B-1. Fixed Rate Debt

As of June 30, 2025, all of the District's GOs, COPs and JOBs carry fixed interest rates. Since reaching a cyclical high in 1999, tax-exempt fixed interest rates saw a significant move lower through the end of 2021, allowing the District to achieve very low interest costs during this period. Tax-exempt rates have since rebounded higher following the Federal Reserve Board's interest rate hikes, as shown in Chart 6. The chart includes the Bond Buyer 20-Bond Index which consists of 20 General Obligation Bonds that mature in 20 years. The average rating of the 20 bonds is roughly equivalent to Moody's Investors Service's Aa2 rating and Standard & Poor's AA rating. The District's new money bonds have typically been structured with a term to maturity of 25 years so, *ceteris paribus*, one would expect their True Interest Costs ("TICs") to be above the Index; however, yields on the District's issues tend to be similar to the Index. In addition, the District's TICs on its two QSCB issues in 2009 and 2010 were well below the Index due to the heavily subsidized interest rate provided under the QSCB program. A listing of the TICs for each series of 25-year General Obligation Bonds sold by the District is provided in Appendix 1-A.

Chart 6
True Interest Cost ("TIC") Rates on Actual LAUSD 25-Year G.O. Bond Issues
vs.
The Bond Buyer 20-Bond Index for G.O. Bonds

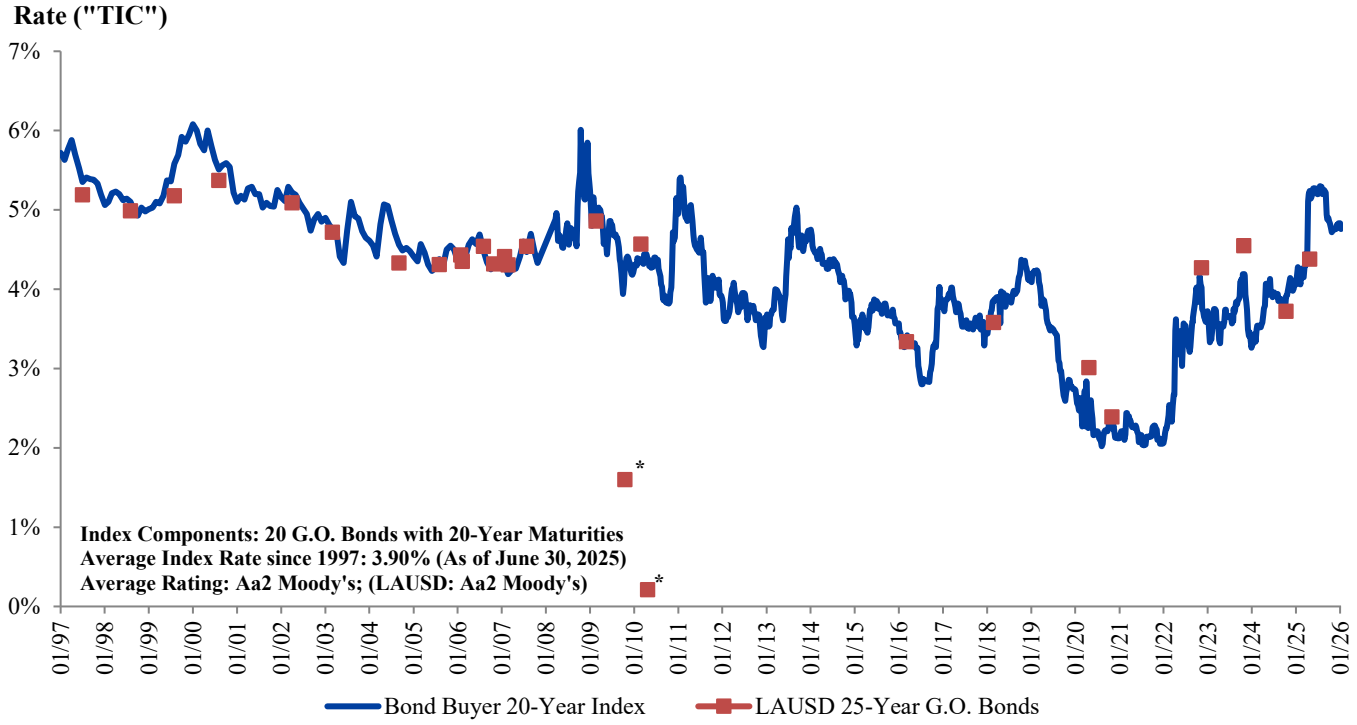

* The two low TIC outliers are the Election of 2005, Series H (2009) and Series J (2010) Qualified School Construction Bonds (Tax Credit Bonds)

B-2. Variable Rate Debt

Current statutory provisions make it impractical for the District to issue variable rate General Obligation Bonds, as ancillary costs, such as remarketing fees and liquidity fees, cannot be paid from voter approved *ad valorem* property tax levies. Thus, the vast majority of the District's debt has necessarily been issued as fixed rate bonds. While the District has issued COPs in a variable rate mode from time to time - variable rate COPs provide flexibility to prepay or restructure debt and serve as a natural partial hedge to variable investment earnings - as of June 30, 2025, the District has no outstanding variable rate COPs.

As outlined in section III, to provide interim financing as part of its judgment refunding program, between November 2024 and March 2025, the District issued three series of variable-rate TRANs for a combined $70 million. The TRANs carried variable interest rates, keying off the Secured Overnight Financing Rate ("SOFR") index, plus an agreed-upon spread. Immediately subsequent to the reporting period, on July 9, 2025 the District issued its JOBs Series 2025A which refunded the outstanding TRANs in full. Based on the weighted average principal outstanding, the total TRANs interest payments through maturity resulted in an effective average interest rate of approximately 5.74%.

Subsequent to the reporting period, the District began drawing on the Initial Line of Credit, with total draws of approximately $96.1 million as of April 30, 2026. A further $100.3 million can be drawn under the Initial Line of Credit through November 2027.

SECTION V: THE DISTRICT'S CREDIT RATINGS

A. Long-Term GO, COP and JOB Credit Ratings

Long-term credit ratings provided by a rating agency are an independent assessment of the relative credit risk associated with purchasing and holding a particular bond through its scheduled term of repayment. They serve as independent opinions of a borrower's financial strength and ability to repay its debt on a timely basis. Long-term credit ratings are one of the most important indicators of creditworthiness readily available to the investment community and have a direct impact on the borrowing rates paid by the District.

In July 2015, the California legislature enacted Senate Bill 222 ("SB222"), which became effective on January 1, 2016. SB222 established a statutory lien on the voter-approved property taxes that secure California school districts' General Obligation Bonds. Beginning with the March 1, 2016 GO bond sale, LAUSD capitalized on the legislative change and pursued ratings from Fitch Ratings ("Fitch") and Kroll Bond Rating Agency ("KBRA"), in addition to Moody's Investors Services ("Moody's) that had traditionally rated the District's GOs. Fitch and KBRA rate nearly all California GO bonds AAA if provided a bond counsel opinion that the statutory lien protections of SB222 apply.

Table 8
Credit Ratings (as of June 30, 2025)

District's Bond Ratings Highlighted in:
Red (GO); Blue (COPs) and Green (JOBs)

	Moody's	Fitch	KBRA	S&P
Best Quality	Aaa	**AAA**	**AAA**	AAA
High Quality	Aa1 **Aa2** **Aa3**	AA+ AA **AA-**	AA+ AA AA-	AA+ AA **AA-**
Upper Medium Grade	**A1** A2 A3	**A+** A A-	A+ A A-	A+ A A-
Medium Grade	Baa1 Baa2 Baa3	BBB+ BBB BBB-	BBB+ BBB BBB-	BBB+ BBB BBB-
Below Investment Grade	Ba1 and Lower	BB+ and Lower	BB+ and Lower	BB+ and Lower

As of June 30, 2025, the District's GO bond ratings were AAA from Fitch, AAA from KBRA, AA- from Standard & Poor's, and Aa2 from Moody's. Fitch also provides the District with an Issuer Default Rating ("IDR") of "AA-" which is based on the District's financial operations. The distinction between the "AAA" rating on the GO Bonds and the "AA-" IDR reflects Fitch's assessment that the GO bondholders are "legally insulated from any operating risk of the District". As of June 30, 2025, any outstanding GO Bonds issued prior to Fiscal Year 2015-16 also carry a rating of AA- by Standard & Poor's (S&P). As of June 30, 2025, the District's General Obligation Bond ratings are considered "best quality" or "high quality" as shown in Table 8.

As of June 30, 2025, the District's COPs were rated A1 by Moody's and A+ by Fitch, which is considered "upper medium grade." Moody's, S&P and Fitch generally rate General Obligation Bonds several notches higher, due to the superior credit strength of the *ad valorem* property taxes pledged to repay General Obligation Bonds versus the General Fund pledge that supports repayment of COPs. A history of the District's General Obligation Bond and COPs ratings is presented in Appendix 4.

As of June 30, 2025, the District's JOBs (issued immediately subsequent to the reporting period, on July 9, 2025 but with ratings published earlier) were rated Aa3 by Moody's and AA- by Fitch, which is considered "high quality." Moody's, S&P and Fitch generally rate General Obligation Bonds several notches higher, due to the superior credit strength of the *ad valorem* property taxes pledged to repay General Obligation Bonds versus the General Fund pledge that supports repayment of COPs. A history of the District's long-term GO, COP and JOB ratings is presented in Appendix 4.

In addition to the rating itself, each rating agency publishes an outlook on the rating. Outlooks are either "Positive", "Stable" or "Negative." A "Positive" outlook indicates that a possible upgrade in the rating may occur; a "Negative" outlook indicates that a possible rating downgrade may occur; and a "Stable" outlook

indicates that neither an upgrade nor a downgrade is anticipated. As of June 30, 2025, the District had a Stable outlook from all rating agencies[1].

Recognizing the importance of high-quality ratings, the Board of Education adopted a Budget and Finance Policy that, among other things, establishes a minimum 5% General Fund reserve effective July 1, 2005. The District has updated the Budget and Finance Policy to establish annual contributions to an Other-Post-Employment Benefit (OPEB) trust, including an increased contribution when unrestricted fund balance exceeds 5% of revenues.

B. Short-Term Credit Ratings on Tax and Revenue Anticipation Notes

The District evaluates its monthly General Fund cash position as part of its cash management program's policy of ensuring timely payment of all operational expenses. It issued tax and revenue anticipation notes each Fiscal Year from Fiscal Year 1991-92 through Fiscal Year 2012-13 to finance periodic cash flow deficits and manage its cash flow needs. Over that span, the District always received the highest possible short-term ratings from Moody's (MIG 1) and S&P (SP-1+) on its TRANs and always timely repaid its TRANs.

The District has not issued TRANs for the conventional cashflow management purposes of addressing intra-year cyclicalities and mismatches between the timing of expenditures and revenue receipts since Fiscal Year 2012-13, and has no current expectations of doing so in the immediate term.

As outlined in section III, to provide interim financing as part of its judgment refunding program, between November 2024 and March 2025, the District issued three series of TRANs for a combined $70 million, which were fully refunded with JOBs immediately subsequent to the reporting period. Directly purchased by a bank, these TRANs were not rated.

SECTION VI: DEBT RATIOS

A. Use of Debt Ratios

Pursuant to the District's Debt Management Policy set forth in Appendix 6, the Chief Financial Officer calculates certain debt factors and debt burden ratios, compares them to benchmarks, and reports the results in this Debt Report. Measuring the District's debt performance through the use of debt ratios provides a convenient way to compare the District to other borrowers. The most common debt ratios applied to school districts are:

- Ratio of Annual Lease Debt Service to General Fund Expenditures. The formula for this computation is annual lease debt service expenditures divided by General Funds (i.e., General and Debt Service Funds) expenditures (excluding interfund transfers) as reported in the most recent Audited Annual Financial Report.

- Proportion of Fixed-Rate and Variable-Rate COPs Issues. The Debt Management Policy requires the District to keep its variable rate exposure, to the extent not hedged or swapped to a fixed rate, at or below $100 million. However, the District may use variable rate interim financing above this limit where the intent is to refund the interim financing with fixed-rate financing within 13 months. If variable rate debt is issued, the Chief Financial Officer periodically, but at least annually, determines whether it is appropriate to convert the debt to fixed interest rates.

[1] In April 2026 Fitch (for all except the GO rating), Moody's and S&P revised their outlook on the District's ratings from Stable to Negative – see more detailed discussion in introductory message.

- Ratio of Outstanding Debt to Assessed Value. The formula for this computation is contained in Section 15106 of the Education Code. The ratio is calculated for both "Direct Debt" (i.e., General Obligation Bonds) and "Combined Direct Debt" (both General Obligation Bonds and COPs), the latter commonly referred to as "Debt Burden" in the California Municipal Statistics Overlapping Debt Statement. In addition, the ratio "Overall Debt Burden" includes the District's Direct Debt plus the Direct Debt of issuers whose boundaries overlap those of the District. It is important to monitor the levels and growth of Direct Debt and Overall Direct Debt as they portray the debt burden borne by the District's taxpayers and serve as proxies for taxpayer capacity to take on additional debt in the future. A summary of overlapping debt in the District is set forth in Appendix 5.

B. LAUSD's Compliance with Debt Management Policy

Table 9 provides a summary of the District's performance against policy maximums for debt paid from General Fund or other resources controlled by the District, such as developer fees. As of June 30, 2025 the District's policy called for COPs annual debt service to be no more than 2% of General Fund Expenditures[1]. COPs debt service paid during Fiscal Year 2024-25 was $50.2 million, representing 0.45% of General Fund expenditures for the period. Future maximum annual COPs debt service, following the refunding of approximately $218 million of Series 2023A COPs with proceeds of Measure US GO bonds, is $28.5 million (2027-28). The District's actual performance is within the policy ceilings for its COPs gross debt service and any unhedged variable rate obligations.

Table 9
Policy Benchmarks, Targets and Ceilings for Debt Paid From General Fund or Other Resources
(As of June 30, 2025)

Factor	Maximum	LAUSD Actual	Over (Under) Policy Ceiling
Maximum COPs Gross Debt Service Limit	2% of General Fund Expenditures (FY2024-25)	0.26%[2]	(1.74%)
Unhedged Variable Rate Debt	$100 million	$70.0 million[3]	($30 million)

[1] The District is considering revisions to its Debt Management Policy to reintroduce a dual limitation on debt service expected to be paid from the General Fund: limits of 1) 2% of General Fund Expenditures for COP debt service, and 2) 2.5% of General Fund Expenditures for total annual debt service paid from the General Fund, including debt service on COPs and JOBs.

[2] Excludes debt service on JOBs issued immediately subsequent to the reporting period. With the maximum JOBs debt service ($29.6 million in FY 2026-27) included, the metric would be 0.52%.

[3] Entirely attributable to TRANs issued to provide interim financing as part of District's judgment refunding program; TRANs were refunded in full from the JOBs issuance immediately subsequent to the reporting period. Per its Debt Policy, the District may use variable rate interim financing above this limit where the intent is to refund the interim financing with fixed-rate financing within 13 months.

APPENDIX 1-A

Los Angeles Unified School District
General Obligation Bond Issuance and True Interest Cost
As of June 30, 2025

Continued on the Following Page

Bond Issue	Date of Issue	Principal Amount Issued (thousands)	Outstanding Principal (thousands)	True Interest Cost (%)
Proposition BB Series A	7/22/1997	$356,000	$0	5.19%
Proposition BB Series B	8/25/1998	350,000	0	4.99%
Proposition BB Series C	8/10/1999	300,000	0	5.18%
Proposition BB Series D	8/3/2000	386,655	0	5.37%
Proposition BB Series E	4/11/2002	500,000	0	5.09%
Proposition BB Series F	3/13/2003	507,345	0	4.43%
Measure K Series A	3/5/2003	2,100,000	0	4.75%
Measure K Series B	2/22/2007	500,000	0	4.31%
Measure K Series C	8/16/2007	150,000	0	4.86%
Measure K Series D	2/19/2009	250,000	0	4.82%
Measure R Series A (5-year maturity)	9/23/2004	72,630	0	2.28%
Measure R Series B (5-year maturity)	9/23/2004	60,475	0	2.24%
Measure R Series C	9/23/2004	50,000	0	4.33%
Measure R Series D	9/23/2004	16,895	0	4.33%
Measure R Series E	8/10/2005	400,000	0	4.36%
Measure R Series F	2/16/2006	500,000	0	4.21%
Measure R Series G	8/17/2006	400,000	0	4.55%
Measure R Series H	8/16/2007	550,000	0	4.83%
Measure R Series I	2/19/2009	550,000	0	4.82%
Measure R Series J	8/19/2014	68,170	0	0.51%
Measure R Series K	8/19/2014	7,045	0	0.88%
Measure Y Series A	2/22/2006	56,785	0	3.72%
Measure Y Series B	2/22/2006	80,200	0	3.85%
Measure Y Series C	2/22/2006	210,000	0	4.15%
Measure Y Series D (taxable)	2/22/2006	47,400	0	5.18%
Measure Y Series E	8/16/2007	300,000	0	4.86%
Measure Y Series F	2/19/2009	150,000	0	4.82%
Measure Y Series G	10/15/2009	5,615	0	3.11%
Measure Y Series H	10/15/2009	318,800	318,800	1.60%
Measure Y Series I	3/4/2010	3,795	0	4.57%
Measure Y Series J-1 (QSCB)	5/6/2010	190,195	190,195	0.21%
Measure Y Series J-2 (QSCB)	5/6/2010	100,000	100,000	0.21%
Measure Y Series K	8/19/2014	35,465	0	0.84%
Measure Y Series L	8/19/2014	25,150	0	0.88%
Measure Y Series M-1	3/8/2018	117,005	98,345	3.56%

Continued from the Previous Page

Bond Issue	Date of Issue	Principal Amount Issued (thousands)	Outstanding Principal (thousands)	True Interest Cost (%)
Measure Y Series M-2	3/8/2018	12,995	0	1.86%
Measure Q Series A	4/5/2016	648,955	111,145	3.34%
Measure Q Series B-1	3/8/2018	$1,085,440	918,175	3.58%
Measure Q Series B-2	3/8/2018	134,560	0	1.86%
Measure Q Series C	11/10/2020	1,057,060	822,255	2.39%
Series KRY (BABs) (2009)	10/15/2009	1,369,800	0	3.73%
Series KRY (Tax Exempt (2009)	10/15/2009	205,785	0	2.53%
Series KRY (Tax Exempt) (2010)	3/4/2010	478,575	0	4.57%
Series KY (2010)	5/6/2010	159,495	0	4.44%
Series RY (BABs) (2010)	3/4/2010	1,250,585	0	4.44%
Series RYQ (2020)	4/30/2020	942,940	721,930	3.01%
Series RYRR (2021)	11/10/2021	494,140	403,450	2.42%
Series QRR (2022)	11/22/2022	500,000	424,270	4.27%
Series QRR (2023)	11/7/2023	850,000	782,955	4.55%
Series QRR (2024)	10/8/2024	1,100,000	994,705	3.72%
Measure US Series A-1	5/13/2025	430,780	430,780	4.38%
Measure US Series A-2 (Federally Taxable)	5/13/2025	29,645	29,645	5.09%
Measure US Series B (Federally Taxable)	5/13/2025	239,575	239,575	4.49%
2002 General Obligation Refunding Bonds	4/17/2002	258,375	0	2.46%
2004 General Obligation Refunding Bonds, Series A-1	12/21/2004	90,740	0	4.13%
2004 General Obligation Refunding Bonds, Series A-2	12/21/2004	128,385	0	4.38%
2005 General Obligation Refunding Bonds, Series A-1	7/20/2005	346,750	0	4.17%
2005 General Obligation Refunding Bonds, Series A-2	7/20/2005	120,925	0	4.22%
2006 General Obligation Refunding Bonds, Series A	2/22/2006	132,325	0	4.07%
2006 General Obligation Refunding Bonds, Series B	11/15/2006	574,905	0	4.32%
2007 General Obligation Refunding Bonds, Series A-1	1/31/2007	1,153,195	0	4.41%
2007 General Obligation Refunding Bonds, Series A-2	1/31/2007	136,055	0	4.41%
2007 General Obligation Refunding Bonds, Series B	2/22/2007	24,845	0	4.12%
2009 General Obligation Refunding Bonds, Series A	10/15/2009	74,765	0	2.53%
2010 General Obligation Refunding Bonds, Series A	3/4/2010	74,995	0	4.57%
2011 General Obligation Refunding Bonds, Series A-1	11/1/2011	206,735	0	2.75%
2011 General Obligation Refunding Bonds, Series A-2	11/1/2011	201,070	0	2.71%
2012 General Obligation Refunding Bonds, Series A	5/8/2012	156,000	0	2.75%
2014 General Obligation Refunding Bonds, Series A	6/26/2014	196,850	0	1.49%
2014 General Obligation Refunding Bonds, Series B	6/26/2014	323,170	0	1.96%
2014 General Obligation Refunding Bonds, Series C	6/26/2014	948,795	0	2.97%
2014 General Obligation Refunding Bonds, Series D	6/26/2014	153,385	0	2.60%
2015 General Obligation Refunding Bonds, Series A	5/28/2015	326,045	15,940	1.87%
2016 General Obligation Refunding Bonds, Series A	4/5/2016	577,400	70,575	1.73%
2016 General Obligation Refunding Bonds, Series B	9/15/2016	500,855	498,240	2.28%
2017 General Obligation Refunding Bonds, Series A	5/25/2017	1,080,830	508,180	1.94%
2019 General Obligation Refunding Bonds, Series A	5/29/2019	594,605	419,240	2.22%
2020 General Obligation Refunding Bonds, Series A	10/6/2020	302,000	275,230	1.26%
2021 General Obligation Refunding Bonds, Series A	4/29/2021	196,310	144,260	0.85%
2021 General Obligation Refunding Bonds, Series B	11/10/2021	48,855	47,015	1.59%
2024 General Obligation Refunding Bonds, Series A	4/30/2024	2,974,945	2,932,155	3.04%
2025 General Obligation Refunding Bonds, Series A	5/13/2025	248,345	248,345	3.79%
	Total		**$11,745,405**	

APPENDIX 1-B

Los Angeles Unified School District
Outstanding Debt Service Payments on General Obligation Bonds
As of June 30, 2025 [1, 2]

Fiscal Year Ending June 30	Election of 1997 (Prop. BB)	Election of 2002 (Measure K)	Election of 2004 (Measure R)	Election of 2005 (Measure Y)	Election of 2008 (Measure Q)	Election of 2020 (Measure RR)	Election of 2024 (Measure US)	Aggregate Fiscal Year Debt Service
2026	$75,466,375	$274,804,711	$208,374,705	$242,333,407	$379,642,246	$212,993,369	$50,160,017	$1,443,774,830
2027	39,809,325	282,161,546	214,289,388	277,329,940	285,960,913	106,613,244	105,950,876	1,312,115,231
2028	10,813,100	182,677,057	235,423,263	230,551,106	288,870,788	106,551,869	107,273,747	1,162,160,929
2029	0	85,062,100	251,444,638	233,466,731	285,732,163	106,495,119	118,092,266	1,080,293,016
2030	0	83,212,900	193,072,438	291,640,356	285,572,413	106,422,119	32,430,875	992,351,100
2031	0	85,202,950	198,119,363	303,823,481	288,244,413	92,418,994	32,418,875	1,000,228,075
2032	0	88,081,475	244,096,188	277,126,506	288,291,913	88,018,244	32,401,750	1,018,016,075
2033	0	95,831,500	253,088,688	285,680,031	272,298,663	73,115,744	32,388,000	1,012,402,625
2034	0	98,319,125	261,554,688	293,873,181	276,389,938	73,084,369	32,371,000	1,035,592,300
2035	0	58,378,875	276,645,038	297,094,731	210,569,838	73,048,119	32,349,250	948,085,850
2036	0	0	8,913,913	22,431,606	289,909,713	87,857,869	32,331,000	441,444,100
2037	0	0	9,100,213	23,339,631	290,940,151	87,857,269	32,314,250	443,551,513
2038	0	0	8,963,613	22,650,481	290,329,088	87,798,319	32,292,125	442,033,625
2039	0	0	8,940,213	22,547,238	290,245,988	87,739,094	32,272,625	441,745,157
2040	0	0	8,574,413	20,673,425	292,028,094	87,683,769	32,248,625	441,208,325
2041	0	0	8,835,313	22,002,688	290,096,332	87,603,576	32,223,000	440,760,908
2042	0	0	10,378,613	29,825,025	238,225,676	87,549,582	32,198,375	398,177,270
2043	0	0	10,389,484	29,826,800	237,987,401	87,493,910	32,172,250	397,869,844
2044	0	0	10,383,841	21,593,653	160,650,626	87,416,544	32,147,000	312,191,663
2045	0	0	10,375,656	21,577,547	160,493,788	87,328,547	32,115,000	311,890,537
2046	0	0	6,875,800	3,890,591	182,068,957	87,242,451	32,083,500	312,161,298
2047	0	0	6,871,606	3,885,950	70,029,938	87,198,328	32,054,375	200,040,197
2048	0	0	0	0	69,951,494	70,499,188	32,019,500	172,470,182
2049	0	0	0	0	62,036,344	52,549,776	31,985,625	146,571,745
2050	0	0	0	0	27,905,713	30,566,338	31,949,250	90,421,300
Total	$126,088,800	$1,333,732,239	$2,444,711,075	$2,977,164,105	$5,814,472,581	$2,243,145,738	$1,058,243,156	$15,997,557,694

[1] Includes refunding bonds and excludes refunded bonds with respect to the particular bond authorization.
[2] Includes QSCB Sinking Fund Payments, but does not include QSCB Subsidies.

APPENDIX 2

Los Angeles Unified School District
Certificates of Participation Lease Obligations Debt Service Schedule
As of June 30, 2025

Fiscal Year Ending	Fiscal Year Total Debt Service (thousands)
06/30/2026	28,516
06/30/2027	28,515
06/30/2028	28,520
06/30/2029	28,508
06/30/2030	26,762
06/30/2031	26,759
06/30/2032	16,352
06/30/2033	16,347
06/30/2034	16,341
06/30/2035	16,333
06/30/2036	14,756
06/30/2037	14,755
06/30/2038	14,757
06/30/2039	14,760
Total[1]	**$291,980**

[1] May not add due to rounding.

APPENDIX 3

Los Angeles Unified School District
Judgment Obligation Bonds Debt Service Schedule
As of July 9, 2025[1]

Fiscal Year Ending	Fiscal Year Total Debt Service (thousands)
06/30/2026	$ 11,061
06/30/2027	29,597
06/30/2028	29,583
06/30/2029	29,570
06/30/2030	29,549
06/30/2031	29,517
06/30/2032	29,486
06/30/2033	29,454
06/30/2034	29,417
06/30/2035	29,380
06/30/2036	29,346
06/30/2037	29,309
06/30/2038	29,269
06/30/2039	29,226
06/30/2040	29,179
06/30/2041	29,134
Total[2]	**$452,079**

[1] Represents debt service on the Series 2025A JOBs, which were issued immediately subsequent to the reporting period on July 9, 2025.

[2] May not add due to rounding.

APPENDIX 4

Los Angeles Unified School District
History of Outstanding Underlying Fixed Rate Long-Term Ratings
(As of June 30, 2025)

Fiscal Years	GO Bonds				COPs			JOBs	
	Moody's	Fitch	KBRA	S&P	Moody's	Fitch	S&P	Moody's	Fitch
1988-1989	Aa2	Not rated	Not rated	AA	A1	Not rated	A+		
1990-1992	Aa2	AA	Not rated	AA	A1	A+	A+		
1992-1993	A1	AA	Not rated	AA-	A2	A+	A		
1994-1995	A1	AA-	Not rated	AA-	A2	A	A		
1996-1998	Aa3	AA-	Not rated	AA-	A2	A	A		
1999-2000	Aa3	AA	Not rated	AA-	A2	A+	A		
2001[1]-2002	Aa3	AA	Not rated	AA-	A2	A+	A+		
2002-2003	Aa3	AA-	Not rated	AA-	A2	A	A+		
2004-2005	Aa3	A+	Not rated	AA-	A2	A-	A+		
2006-2008	Aa3	A+	Not rated	AA-	A2	A	A+		
2008-2009	Aa3	Not rated	Not rated	AA-	A2	Not rated	A+		
2009-2015[2]	Aa2	Not rated	Not rated	AA-	A1	Not rated	A+		
2016[3]-2018	Aa2	AAA	AA+	AA-	A1	Not rated	A+		
2019	Aa3	AAA	AA+	A+	A2	Not rated	A		
2020[4]	Aa3	AA+	AAA	A+	A2	Not rated	A		
2021[5]	Aa3	AA+	AAA	A+	A2	Not rated	A		
2022	Aa3	AA+	AAA	A+	A2	Not rated	A		
2023	Aa3	AAA	AAA	AA-	A2	Not rated	Not rated		
2024[6]	Aa2	AAA	AAA	AA-	A1	A+	Not rated		
2025[7]	Aa2	AAA	AAA	AA-	A1	A+	Not rated	Aa3	AA-

[1] Beginning in 2001, Standard and Poor's began to rate lease obligations only one notch (rather than the previous two notches) lower than the issuer's General Obligation Bond rating.

[2] Moody's implemented a migration of its rating scale that resulted in the indicated changes to the District's ratings on April 2010.

[3] In July 2015, the California legislature enacted Senate Bill 222 ("SB222") which became effective in January 2016. SB222 established a statutory lien in the voter-approved property taxes that secure California school districts' General Obligation Bonds. LAUSD capitalized on the legislative change and pursued ratings from two different rating agencies, Fitch and KBRA, in addition to Moody's that has traditionally rated the District's GOs.

[4] In August 2019, based on their updated analysis of the legal framework for school district bankruptcies in California, KBRA upgraded the LAUSD GO bonds it rates to AAA.

[5] In January 2021, Moody's revised its rating methodology for K-12 schools. Under the new methodology, Moody's provides both a general obligation bond rating and an issuer credit rating to school districts nationally. In addition to affirming the District's General Obligation bond rating of Aa3, at the time it released the new methodology, Moody's also provided the District with an Issuer Rating of A1. The higher rating for the District's General Obligation bonds versus its Issuer Rating reflects its security structure, which relies on voter approved property taxes as the debt service repayment source.

[6] In August 2023, Fitch resumed rating the District's COPs, assigning a rating of A-. In April 2024, Fitch upgraded the District's COPs rating and Issuer Default Rating due to a criteria change. Concurrently, Moody's upgraded the District's GOs, COPs, and Issuer Default Ratings due to "consistent financial performance driven by conservative budgeting practices and multiyear planning."

[7] The District's 2025A JOBs were issued immediately subsequent to the reporting period, on July 9, 2025; however, the ratings noted above were published prior to June 30, 2025

APPENDIX 5

Los Angeles Unified School District
Statement of Overlapping Debt
As of June 30, 2025

Overlapping Debt Obligations

Set forth on the following page is the report prepared by California Municipal Statistics Inc. which provides information with respect to direct and overlapping debt within the District as of June 30, 2025 (the "Overlapping Debt Report"). The Overlapping Debt Report is included for general information purposes only. The District has not reviewed the Overlapping Debt Report for completeness or accuracy and makes no representations in connection therewith. The Overlapping Debt Report generally includes long-term obligations sold in the public credit markets by public agencies whose boundaries overlap the boundaries of the District. Such long-term obligations generally are not payable from revenues of the District (except as indicated) nor are they necessarily obligations secured by land within the District. In many cases, long-term obligations issued by a public agency are payable only from the General Fund or other revenues of such public agency.

The first column in the Overlapping Debt Report names each public agency which has outstanding debt as of the date of the report and whose territory overlaps the District in whole or in part. Column 2 shows the percentage of each overlapping agency's assessed value located within the boundaries of the District. This percentage, multiplied by the total outstanding debt of each overlapping agency (which is not shown in Overlapping Debt Report) produces the amount shown in Column 3, which is the apportionment of each overlapping agency's outstanding debt to taxable property in the District.

Los Angeles Unified School District
Schedule of Direct and Overlapping Bonded Debt
Year Ended June 30, 2025
(Unaudited)

Government	% Applicable	Amount Applicable
Direct:		
Los Angeles Unified School District		
General Obligation Bonds	100.000	$11,745,405,000
Certificates of Participation	100.000	225,010,000
		$11,970,415,000
Overlapping[1]:		
Metropolitan Water District	23.740	4,072,597
Los Angeles Community College District	81.856	4,026,910,013
Pasadena Area Community College District	0.001	1,494
City of Los Angeles	99.945	1,024,201,379
Other Cities	Various	17,085,557
City Community Facilities Districts	100.000	58,875,000
Other City and Special District 1915 Act Bonds	0.006-100.000	17,808,327
Los Angeles County General Fund Obligations	46.285	1,405,507,616
Los Angeles County Superintendent of Schools Certificates of Participation	46.285	1,079,262
Pasadena Area Community College District Certificates of Participation	0.001	285
City of Los Angeles General Fund Obligations	99.945	1,211,694,902
Other City General Fund and Pension Obligation Bonds	Various	529,767,148
City of Los Angeles Redevelopment Agency (Successor Agency)	100.000	216,065,000
Other Redevelopment Agencies (Successor Agency)	Various	156,649,535
Total Overlapping		$8,669,718,115
Total Gross Debt and Overlapping[2]		$20,640,133,115
Less:		
Los Angeles Unified School District General Obligation Bonds Election of 2005 Series H (2009) and Series J (2010) Qualified School Construction Bonds		
Amount accumulated in Interest and Sinking Fund and Set Aside Repayment		461,235,000
City supported obligations		162,687
Total Net Debt and Overlapping Debt		$20,178,735,428

[1] Generally includes long term obligations sold in the public credit markets by public agencies whose boundaries overlap the boundaries for the District.

[2] Excludes tax and revenue anticipation notes, enterprise revenue, mortgage revenue and non-bonded capital lease obligations.

APPENDIX 6

Los Angeles Unified School District
DEBT MANAGEMENT POLICY

Prepared by:

The Finance Division

June 12, 2026

Return to Order of Business

TAB 33

Los Angeles Unified School District

333 South Beaudry Ave,
Los Angeles, CA 90017

Board of Education Report

File #: 070-25/26, **Version:** 1 **Agenda Date:** 6/12/2026
In Control: Business & Finance Division

Receipt of Results of the April 2026 General Obligation Bond Sale and Comparison of Good Faith Costs of issuance Estimates and Actuals (070-25/26)
Finance Division

INTEROFFICE CORRESPONDENCE

Los Angeles Unified School District
Office of the Superintendent

INFORMATIVE

TO: Members, Board of Education

DATE: May 28, 2026

FROM: Andrés E. Chait, Acting Superintendent

SUBJECT: RESULTS OF THE APRIL 2026 GO BOND SALE AND COMPARISON OF GOOD FAITH COSTS OF ISSUANCE ESTIMATES TO ACTUALS

The purpose of this informative is to report on the outcome of the District's recent General Obligation (GO) Bond sale. The District successfully sold $650 million of new money GO Bonds, Series QRR (2026) on April 28. The GO Bonds were issued to finance school facilities projects and included $350 million of Measure Q Bonds and $300 million of Measure RR Bonds. The District's GO Bonds are secured by voter-approved property taxes and received credit ratings of Aa2*, AAA, and AAA by Moody's Investor Services, Fitch Ratings, and Kroll Bond Rating Agency, respectively. The District's Issuer Default Rating (IDR) and other municipal bond credits (certificates of participation (COPs) and judgment obligation bonds (JOBs)) are tied to the District's general fund and received credit ratings of Aa3 (IDR and JOBs) and A1 (COPs) by Moody's, and AA- (IDR) and A+ (COPs) by Fitch as a result of the District's financial profile.

Over the two-day pricing period, the District received $110.10 million of orders during the retail order period on Monday, April 28 and $494.14 million in orders during the institutional order period on Tuesday, April 29. The interest rates on the Bonds were slightly increased over the course of the sale with a final true interest cost (TIC) of 3.97% across 24 years. This TIC is lower than the 4.39% good faith estimate provided to the Board at the time the sale was approved. The District's joint senior managers also underwrote a portion of the transaction to support the District's pricing levels and avoid the need for more significant yield adjustments at higher interest rates. The transaction closed on May 11, 2026.

Attachment A provides a comparison of the good faith estimates of the issuance costs and the actual costs.

If you have any questions, please contact Timothy Rosnick, Deputy Controller, at (213) 241-7989.

Attachment A – Comparison of Good Faith Estimates & Actuals for the Bonds

c: Devora Navera Reed
Pedro Salcido
Karla V. Estrada
Carolyn Spaht Gonzalez
Kristen K. Murphy
Jaime Torrens
Martha Alvarez
Saman Bravo-Karimi
Jana Carter
Amanda Wherritt
Sasha Lopez
Patricia Chambers
Karen Mercado
Carol Delgado
Michael McLean
Andrew Thomas
Ernie Thomas
Timothy Rosnick

* Negative Outlook

Attachment A - Comparison of Good Faith Estimates & Actuals for the Bonds

(Pursuant to Section 15146(b)(4) of the California Education Code and Senate Bill 450 of the 2017-18 legislative session)

The Good Faith Estimates of Costs of Issuance were as of April 28, 2025, prior to Board approval on June 3, 2025.

1. **True Interest Cost ("TIC") of the Bonds:** The rate necessary to discount the amounts payable on the respective principal and interest payment dates to the purchase price received for the Bonds.

Good Faith Estimate	Actuals	Difference
4.39%	3.97%	(0.42%)

The primary reason that the TIC of the Bonds was lower than estimated in April 2025 is because interest rates fell considerably over this time period.

2. **Finance Charge of the Bonds:** The sum of all fees and charges paid to third parties (or costs associated with the Bonds). The actual costs of issuance were $353,754 less than the good faith estimates. Some costs increased due to the delay from the initial issuance timeline of Fall 2025, while others decreased due to economies of scale in conjunction with the 2026 General Obligation Refunding Bonds, Series A and the reduction in the par amount from $700 million to $650 million.

Category	Good Faith Estimates	Actuals	Difference
Rating Agency Fees	$250,000	$215,000	($35,000)
Bond Counsel	80,000	80,000	0
Disclosure Counsel	110,000	110,000	0
Municipal Advisor + Travel	105,000	130,000	25,000
Underwriters' Discount	1,721,117	1,400,313	(320,804)
Other Expenses/Contingency	73,050	50,100	(22,950)
Total	**$2,339,167**	**$1,985,413**	**($353,754)**

3. **Amount of Proceeds Received:** The amount of proceeds received by the District for the sale of the Bonds less the finance charge of the Bonds described in section 2 above and any reserves or capitalized interest paid or funded with the proceeds of the Bonds. The primary reason for the lower amount of proceeds received compared to the Good Faith Estimate is the reduction in the par amount versus the original estimate.

Good Faith Estimate	Actuals	Difference
$697,660,833	$648,014,587	($49,646,246)

4. **Total Payment Amount:** The sum total of all payments the District will make to pay debt service on the Bonds plus the finance charge of the Bonds described in 2 above not paid with the proceeds of the Bonds, calculated to the final maturity of the Bonds.

Good Faith Estimate	Actuals	Difference
$1,155,283,628	$1,022,244,573	($133,039,055)

The Total Payment Amount was lower primarily due to the reduction in the par amount of the Bonds issued and the lower interest rates than estimated at the time of the Good Faith Estimates.

Return to Order of Business

TAB 34

Los Angeles Unified School District

333 South Beaudry Ave,
Los Angeles, CA 90017

Board of Education Report

File #: Min-003-25/26, **Version:** 1 **Agenda Date:** 6/12/2026
In Control: Board of Education

Minutes for Board Approval

June 4, 2025, Regular Board Meeting, Including Closed Session Items
August 26, 2025, Regular Board Meeting
September 3, 2025, Special Board Meeting, Including Closed Session Items
September 17, 2025, Regular Board Meeting, Including Closed Session Items
October 15, 2025, Regular Board Meeting, Including Closed Session Items
November 17, 2025, Special Board Meeting
January 27, 2026, Regular Board Meeting
January 28, 2026, Regular Board Meeting, Including Closed Session Items
February 11, 2026, Regular Board Meeting, Including Closed Session Items
March 11, 2026, Regular Board Meeting, Including Closed Session Items

BOARD OF EDUCATION OF THE CITY OF LOS ANGELES
GOVERNING BOARD OF THE LOS ANGELES UNIFIED SCHOOL DISTRICT

REGULAR MEETING MINUTES
Including Closed Session Items
333 South Beaudry Avenue, Board Room
1208 Magnolia Avenue, Gardena, CA 90247
9945 Laurel Canyon Blvd., Pacoima, CA 91331
10:00 a.m., Wednesday, June 4, 2025

The Los Angeles Board of Education acting as the Governing Board of the Los Angeles Unified School District met in regular session on Wednesday, June 4, 2025, at the Administrative Offices, Board Room, 333 South Beaudry Avenue, Los Angeles, California.

Mr. Michael A. McLean, Executive Officer of the Board of Education, called the meeting to order at 10:00 a.m.

The following Board Members were present: Ms. Sherlett H. Newbill, Mr. Nick Melvoin, Ms. Kelly Gonez, and Board President Scott Schmerelson.

Dr. Rocío Rivas arrived at approximately 10:01 a.m.

Ms. Tanya Ortiz Franklin arrived at approximately 10:04 a.m.

Ms. Karla Griego approved at approximately 10:22 a.m.

Superintendent Alberto M. Carvalho arrived at approximately 10:09 a.m.

CLOSED SESSION ITEMS (Purpose and Authority)

Mr. McLean announced that the following items would be discussed in closed session:

1. Personnel (Government Code Section 54957)

Public Employee Discipline/Dismissal/Release

Public Employment

Director of Facilities Maintenance and Operations
Chief Procurement Officer
Chief of Police
Chief of Transitional Programs
Deputy Chief Financial Officer
Deputy Director of Facilities Program Support Services
Senior Director, Office of the Deputy Superintendent, Business Services and Operations
Chief Eco-Sustainability Officer

Regional Superintendent (3)
Deputy General Counsel
Chief Information Officer
Director of Transportation
Senior Administrator, Enterprise Applications
Executive Officer of the Board of Education
Chief Executive to the General Counsel
General Counsel
Deputy Chief Facilities Executive
Chief Human Resources Officer
Chief Facilities Executive

Superintendent's Evaluation

2. Conference with Legal Counsel

Pending Litigation (Government Code Section 54956.9[d][1])

Doe, John J.V. v. Doe 1, et al.
Los Angeles Superior Court Case No. 22STCV35384

Orrostieta, et al. v. Los Angeles Unified School District, et al.
Los Angeles Superior Court Case No. 24CMCV00402

Kim, Kun Hyong v. Los Angeles Unified School District, et al.
Los Angeles Superior Court Case No. 23STCV10226

Jimenez Martinez, Ana v. Los Angeles Unified School District, et al.
Los Angeles Superior Court Case No. 24STCV11864

Doe, John v. Los Angeles Unified School District
Los Angeles Superior Court Case No. 24STCV02045

Bobadilla v. Los Angeles Unified School District
Los Angeles Superior Court Case No. 23STCV04210

Cordova, Daksha v. Olimpio Casillas, et al.
Los Angeles Superior Court Case No. 23STCV14086

Perez, Elena v. Los Angeles Unified School District, et al.
Los Angeles Superior Court Case No. 22STCV38594

H.W. v. Los Angeles Unified School District, et al.
Los Angeles Superior Court Case No. 23STCV25056

Romero, Alba, et al. v. Los Angeles Unified School District
Los Angeles Superior Court Case No. 23STCV12791

Jackson, Darrylzette v. Los Angeles Unified School District
Los Angeles Superior Court Case No. 23STCV18752

Fleming, Cicely v. Los Angeles Unified School District
Los Angeles Superior Court Case No. 21STCV11014

Anticipated Litigation (Government Code Section 54956.9[d][4])

1 case

3. Conference with Labor Negotiators (Government Code Section 54957.6)

Negotiator: Dr. Murphy
Employee Organizations:

Associated Administrators of Los Angeles/ Teamsters 2010
California School Employees Association
Los Angeles County Building and Construction Trades Council
Los Angeles School Police Association
Los Angeles School Police Management Association
Service Employees International Union, SEIU Local 99
Teamsters
United Teachers Los Angeles
District Represented Employees and Contract Management Personnel

Negotiator: Ms. Navera Reed
Unrepresented Employees:

Director of Facilities Maintenance and Operations
Chief Procurement Officer
Chief of Police
Chief of Transitional Programs
Deputy Chief Financial Officer
Deputy Director of Facilities Program Support Services
Senior Director, Office of the Deputy Superintendent, Business Services and Operations
Chief Eco-Sustainability Officer
Regional Superintendent (3)
Deputy General Counsel
Chief Information Officer
Director of Transportation
Senior Administrator, Enterprise Applications
Executive Officer of the Board of Education
Chief Executive to the General Counsel
General Counsel
Deputy Chief Facilities Executive
Chief Human Resources Officer
Chief Facilities Executive

PUBLIC COMMENT

The following speakers addressed the Board on the subjects indicated:

Tab 1: Personnel

- Gabriela Isita, Parent
- Erlinda Morita, Parent
- Concerned LAUSD Educator

Tab 2: Conference with Legal Counsel

- David Tokofsky, Community Member

Tab 3: Conference with Labor Negotators

- Diana Guillen, Parent
- Juan Mangani, Community Member

General Public Comment

• Marily Olmos, Special Education Teacher	Consideration of Special Education students is essential for the reinstatement of 5th grade at 24th Street Elementary School
• Maria Luisa Palma, Community Member	Student safety
• Esther Meza, Parent	Consideration of Special Education students is essential for the reinstatement of 5th grade at 24th Street Elementary School
• Cindy Carrera, Parent	Consideration of Special Education students is essential for the reinstatement of 5th grade at 24th Street Elementary School
• Graciela Navarrette, Parent	Student safety
• Leidy Cabrera, Parent	Consideration of Special Education students is essential for the reinstatement of 5th grade at 24th Street Elementary School
• Irene Quintero, Parent	Student safety
• Isabel Gonzalez, Parent	Student safety
• Maria Daisy Ortiz, Community Member	Student safety
• Jamila, Student	Support for teachers engaged in remote teaching
• Kristhofer, Student	Support for teachers engaged in remote teaching
• Thakur Sing, Student	Support for teachers engaged in remote teaching
• Brianna Hernandez, Student	Support for teachers engaged in remote teaching
• Kassandra Carrillo, Student	Support for teachers engaged in remote teaching
• Abigail De La Torre, Student	Support for teachers engaged in remote teaching
• Adrian Carter, 24th Street Elementary	Continued challenges with the Charter School at 24th Street Elementary School

- - -

The Board recessed the public portion of the closed session meeting at 10:55 a.m. Closed session discussion began at 11:00 a.m. and ended at 3:34 p.m. The following Board Members were present: Ms. Newbill, Dr. Rivas, Mr. Melvoin, Ms. Griego, Ms. Gonez, Ms. Ortiz Franklin, and Board President Schmerelson.

- - -

The Board reconvened the public portion of the closed session meeting at 3:40 p.m.

The following Board Members were present: Ms. Newbill, Dr. Rivas, Ms. Griego, Mr. Schmerelson.

Ms. Ortiz Franklin was present via Zoom.

Mr. Melvoin and Ms. Gonez were absent.

Mr. McLean announced the following reportable actions resulting from the closed session discussion:

- The Board of Education authorized the non-reelection of 1 Certificated Probationary Employee. The vote was 5 ayes, 2 absent, Ms. Gonez and Mr. Melvoin.

- The Board of Education authorized the non-reelection of 1 Certificated Probationary Employee. The vote was 4 ayes, 1 noe, Ms. Newbill, and 2 absent, Ms. Gonez and Mr. Melvoin.

- The Board of Education authorized the dismissal of 1 Certificated employee. The vote was 7 ayes.

Public Employment:

- The Board of Education appointed Dennis Bradburn to the position of Director of Facilities Maintenance and Operations with a term beginning on June 4, 2025, and ending June 30, 2027.

- The Board of Education appointed Matthew Friedman to the position of Chief Procurement Officer with a term beginning on June 4, 2025, and ending June 30, 2027.

- The Board of Education appointed Aaron Pisarzewicz to the position of Chief of Police with a term beginning on October 31, 2024, and ending June 30, 2026.

- The Board of Education appointed Pia Sadaqatmal to the position of Chief of Transitional Programs with a term beginning on June 4, 2025, and ending June 30, 2027.

- The Board of Education appointed Lourdes Ramirez-Ortiz to the position of Regional Superintendent with a term beginning on July 1, 2025, and ending June 30, 2027.

- The Board of Education appointed Kurt E. John to the position of Deputy Chief Financial Officer with a term beginning on July 14, 2025, and ending June 30, 2027.

- The Board of Education appointed Chris Alejo to the position of Deputy Director of Facilities Program Support Services with a term beginning on July 1, 2025, and ending June 30, 2026.

- The Board of Education appointed Patricia Chambers to the position of Senior Director, Office of the Deputy Superintendent, Business Services and Operations with a term beginning on July 1, 2025, and ending June 30, 2027.

- The Board of Education appointed Christos Chrysiliou to the position of Chief Eco-Sustainability Officer with a term beginning on July 1, 2025, and ending June 30, 2027.

- The Board of Education appointed Denise Collier to the position of Regional Superintendent with a term beginning on July 1, 2025, and ending June 30, 2027.

- The Board of Education appointed Deneen Cox to the position of Deputy General Counsel with a term beginning on July 1, 2025, and ending June 30, 2027.

- The Board of Education appointed Soheil Katal to the position of Chief Information Officer with a term beginning on July 1, 2025, and ending June 30, 2027.

- The Board of Education appointed Daniel Kang to the position of Director of Transportation with a term beginning on July 1, 2025, and ending June 30, 2027.

- The Board of Education appointed Douglas Le to the position of Senior Administrator, Enterprise Applications with a term beginning on June 4, 2025, and ending June 30, 2027.

- The Board of Education appointed Michael A. McLean to the position of Executive Officer of the Board of Education with a term beginning on July 1, 2025, and ending June 30, 2028.

- The Board of Education appointed Alexander Molina to the position of Chief Executive to the General Counsel with a term beginning on July 1, 2025, and ending June 30, 2027.

- The Board of Education appointed Devora Navera Reed to the position of General Counsel with a term beginning on July 1, 2025, and ending June 30, 2027.

- The Board of Education appointed Alix Walsh O'Brien to the position of Deputy Chief Facilities Executive with a term beginning on July 1, 2025, and ending June 30, 2027.

- The Board of Education appointed Francisco Serrato to the position of Chief Human Resources Officer with a term beginning on July 1, 2025, and ending June 30, 2027.

- The Board of Education appointed Andre Spicer to the position of Regional Superintendent with a term beginning on July 1, 2025, and ending June 30, 2027.

- The Board of Education appointed Anahid K. Tokes to the position of Chief Facilities Executive with a term beginning on July 1, 2025, and ending June 30, 2027.

  Terms and conditions will be made available upon finalization of the agreements.
  The vote for each position was 7 ayes.

- The Board of Education authorized the settlement in the case John J.V. Doe v. Doe 1, et al. Los Angeles Superior Court Case No. 22STCV35384.

- The Board of Education authorized the settlement in the case Orrostieta, et al. v. Los Angeles Unified School District, et al., Los Angeles Superior Court Case No. 24CMCV00402.

- The Board of Education authorized the settlement in the case Kun Hyong Kim v. Los Angeles Unified School District, et al. , Los Angeles Superior Court Case No. 23STCV10226

- The Board of Education authorized the settlement in the case Ana Jimenez Martinez v. Los Angeles Unified School District, et al., Los Angeles Superior Court Case No. 24STCV11864.

- The Board of Education authorized the settlement in the case John Doe v. Los Angeles Unified School District, Los Angeles Superior Court Case No. 24STCV02045

- The Board of Education authorized the settlement in the case Daksha Cordova v. Olimpio Casillas, et al., Los Angeles Superior Court Case No. 23STCV14086.

- The Board of Education authorized the settlement in the case Alba Romero et al. v. Los Angeles Unified School District, Los Angeles Superior Court Case No. 23STCV12791.

- The Board of Education authorized the settlement in the case Jackson, Darrylzette v. Los Angeles Unified School District, Los Angeles Superior Court Case No. 23STCV18752.

- The Board of Education authorized the settlement in the case Fleming, Cicely v. Los Angeles Unified School District, Los Angeles Superior Court Case No. 21STCV11014.

Terms and conditions will be available upon the finalization of the agreements.
The vote for each case was 7 ayes.

ADJOURNMENT

On general consent, the meeting adjourned at 3:47 p.m.

APPROVED BY THE BOARD:

SCOTT SCHMERELSON PRESIDENT	MICHAEL A. MCLEAN EXECUTIVE OFFICER OF THE BOARD

ll

BOARD OF EDUCATION OF THE CITY OF LOS ANGELES
Governing Board of the Los Angeles Unified School District

REGULAR MEETING MINUTES
333 South Beaudry Avenue, Board Room
1208 Magnolia Avenue, Gardena, CA 90247
9945 Laurel Canyon Blvd., Pacoima, CA 91331
10:00 a.m., Tuesday, August 26, 2025

The Los Angeles Board of Education acting as the Governing Board of the Los Angeles Unified School District met in regular session on Tuesday, August 26, 2025, at the Administrative Offices, Board Room, 333 South Beaudry Avenue, Los Angeles, California.

Mr. Michael A. McLean, Executive Officer of the Board, called the meeting to order at 10:02 a.m.

The following Board Members were present: Ms. Sherlett H. Newbill, Mr. Nick Melvoin, Ms. Karla Griego, Ms. Kelly Gonez, and Board President Scott Schmerelson.

Ms. Tanya Ortiz Franklin participated remotely due to childcare responsibilities pursuant to the "just cause" provisions of the Brown Act.

Dr. Rocío Rivas arrived at approximately 10:04 a.m.

Superintendent Alberto M. Carvalho was also present.

Students from 135th Street Elementary School (Board District 7), led the Pledge of Allegiance.

The LAUSD Land Acknowledgement was read.

ADMINISTRATION OF OATH OF OFFICE TO STUDENT BOARD MEMBER

Superintendent Carvalho administered the oath of office to Jerry Yang. Following the oath, Mr. Yang delivered remarks expressing his gratitude to those who have supported him on his journey. He affirmed his commitment to representing students fairly, and to the fullest extent of his responsibilities.

BOARD PRESIDENT'S REPORTS

Board President Schmerelson welcomed everyone and made remarks about the new school year. Despite challenges, that range from social to fiscal, Mr. Schmerelson asserted that student safety is a top priority and thanked parents for trusting in the District with their children. He reaffirmed that staff is committed to student wellbeing.

SUPERINTENDENT'S REPORTS

Superintendent Carvalho welcomed Jerry Yang to his role as Student Board Member and echoed Board President Schmerelson's sentiments regarding the new school year. He highlighted recent District accomplishments and reaffirmed commitment to student safety, improved attendance, and continued

academic progress.

BOARD PRESIDENT'S REPORTS (continued)

LABOR PARTNERS

Cecily Myartz-Cruz, President of United Teachers Los Angeles (UTLA), expressed concerns regarding budget cuts to community schools despite a recent board resolution reaffirming its commitment to them. She also emphasized the reduction in health and human services staff, which affects the support available for students' trauma and social-emotional wellbeing. Lastly, Ms. Myartz-Cruz urged the District and its leaders to take stronger actions in supporting and protecting students affected by the immigration raids.

Gil Gamez, President of the Los Angeles School Police Association, requested that School Police Officers not be overlooked during budget discussions. He also emphasized the need to expand the mental health crisis team and increase the number of clinicians within the School Police Department to better serve the District. Additionally, Mr. Gamez commended the Superintendent and the Board for the Career Technical Education (CTE) program and applauded its success.

SUPERINTENDENT'S REPORTS (continued)

The Superintendent gave brief remarks, restating the District's commitment to job protection, student safety, and protecting the rights of students and employees.

CELEBRITY CHEF CULINARY SHOWDOWN

The Superintendent then made remarks about the Student and Celebrity Chef Culinary Showdown, a competition that paired five student culinary teams with celebrity chefs to develop dishes, with the goal of creating a winning dish for the school menu. The following high schools participated: Phineas Banning, Huntington Park, John H. Francis Polytechnic, Sonia Sotomayor Arts and Sciences Magnet and San Fernando.

Manish Singh, Food Services Director, spoke briefly about the event and introduced the LAUSD team that helped make this competition possible, Jamie Ginsburg, Culinary Supervisor, Florence Simpson, Deputy Director of Food Services, Javier Gutierrez, Regional Food Services Manager, and Esther Dabagyan, CTE-Linked Learning Administrator

Celebrity Chefs, Jet Tila, Michael Reed, Nyesha Arrington, Monica Garcia, and Jesse Sanchez also expressed remarks.

A proclamation was presented to the winning school, John H. Francis Polytechnic High School.

RECOGNITION OF MANUEL COVARRUBIAS

The Superintendent recognized Manuel "Manny" Covarrubias for 34 years of dedicated service to District. He shared Manny's journey, beginning as a bus driver and rising through the ranks to become Sergeant at Arms in the Office of the Superintendent. He expressed deep appreciation for Manny's commitment, contributions and friendship.

Manny thanked the Superintendent and offered remarks reflecting on his time with the District.

CONSENT ITEM

Items for action below to be adopted by a single vote:

NEW BUSINESS FOR ACTION

Tab 6: BOARD OF EDUCATION REPORT NO. 012-25/26
Define and Approve Two Early Education Center Outdoor Classroom Projects and Amend the Facilities Services Division Strategic Execution Plan to Incorporate Therein

Tab 7: BOARD OF EDUCATION REPORT NO. 014-25/26
Define and Approve 27 Board District Priority and Region Priority Projects and Amend the Facilities Services Division Strategic Execution Plan to Incorporate Therein

Tab 10: BOARD OF EDUCATION REPORT NO. 015-25/26
Authorization to execute an agreement with Palmer Third Street Properties LP for use of a portion of the Visconti Parking Garage located at 1221 West 3rd Street, Los Angeles, CA 90017

Tab 11: BOARD OF EDUCATION REPORT NO. 017-25/26
Authorization to execute a 39-month lease extension with B9 VN Roscoe Owner, LLC ("Landlord") for Use of the Van Nuys Bus Yard Located at 16200 Roscoe Boulevard, Van Nuys, CA, 91406 ("Van Nuys Bus Yard")

Tab 12: BOARD OF EDUCATION REPORT NO. 020-25/26
Consideration of a Business Improvement District Petition for Chinatown BID

Tab 13: BOARD OF EDUCATION REPORT NO. 021-25/26
Consideration of Street Lighting Maintenance Assessment for the Gratts Early Education Center Lighting District

Tab 14: BOARD OF EDUCATION REPORT NO. 022-25/26
Consideration of Street Lighting Maintenance Assessment for the 10th Street Elementary School Lighting District

Tab 16: BOARD OF EDUCATION REPORT NO. 008-25/26
Report of Cash Disbursements, Request to Reissue Expired Warrants, and Report of Corporate Credit Card Charges

Tab 17: BOARD OF EDUCATION REPORT NO. 001-25/26
Approval of Routine Personnel Actions

Tab 18: BOARD OF EDUCATION REPORT NO. 002-25/26
Provisional Internship Permits

RESOLUTIONS REQUESTED BY THE SUPERINTENDENT

Tab 24: Reappointment of Member to the School Construction Bond Citizens' Oversight Committee (Aleigh Lewis) (Sup Res-001-25/26)

CORRESPONDENCE AND PETITIONS

Tab 25: Report of Correspondence (ROC-001-25/26)

Speakers addressed the Board on the following items on the consent calendar:

Tab 17: Board of Education Report No. 001-25/26, Approval of Routine Personnel Actions

- Belinda Ma, Parent
- Bridget Stewart, Parent

Tab 6: Board Of Education Report No. 012-25/26, Define and Approve Two Early Education Center Outdoor Classroom Projects and Amend the Facilities Services Division Strategic Execution Plan to Incorporate Therein

- David Tokofsky, Community member

Tab 25: Report of Correspondence, ROC-001- 25/26

- Anne Hutton, Parent

Ms. Gonez moved that the consent items be adopted. Dr. Rivas seconded the motion.

On roll call vote, the consent items were adopted. The vote was 6 ayes and 1 absent (Ms. Ortiz Franklin).

Student Board Member Jerry Yang recorded an advisory vote of aye.

Later in the meeting, Ms. Ortiz Franklin recorded a vote of aye.

The final vote was 7 ayes.

NEW BUSINESS FOR ACTION

TAB 1: BOARD OF EDUCATION REPORT NO. 010-25/26
Ratification of California Department of Health Care Access and Information's (HCAI) Certified Wellness Coach Grant

Ms. Griego and Ms. Newbill raised questions, which were addressed by Joel Ciscneros, Executive Director of Student Mental Health and Wellness Services and Pedro Salcido, Deputy Superintendent, Business Services and Operations.

Ms. Gonez moved that the report be adopted. Mr. Schmerelson seconded the motion.

On roll call vote, the report was adopted. The vote was 6 ayes and 1 absent (Ms. Ortiz Franklin).

Student Board Member Yang recorded an advisory vote of aye.

Later in the meeting, Ms. Ortiz Franklin recorded a vote of aye.

The final vote was 7 ayes.

TAB 2: BOARD OF EDUCATION REPORT NO. 003-25/26
Ratification of Incentive Grant Awards to Los Angeles Unified School District (LAUSD)

Ms. Griego and Ms. Gonez raised questions and concerns, which were addressed by Jacob Guthrie, Director of Recruitment, Selection, & Retention, Dr. Kristen Murphy, Associate Superintendent, Talent & Labor Relations, and Superintendent Carvalho.

Ms. Gonez moved that the report be adopted. Dr. Rivas seconded the motion.

On roll call vote, the report was adopted. The vote was 7 ayes.

Student Board Member Yang recorded an advisory vote of aye.

TAB 3: BOARD OF EDUCATION REPORT NO. 024-25/26
Authorization to Execute a Joint Powers Agreement with the City of Los Angeles for the Community School Parks Program

The following speakers addressed the Board:

- Mireya Valencia, Los Angeles Neighborhood Land Trust
- Francesca de la Rosa, Trust for Public Land/ Los Angeles Living Schoolyards Coalition
- James Lopez, Play Equity Fund
- Luciano Mondolo, Playworks
- Danny Salas, Woodcraft Rangers
- Jacqueline Hamilton, Mayor's Office of Neighborhood Services
- Juan Soto, City of Los Angeles, Department of Recreation and Parks
- Natalie Gutierrez, Center for Healing and Justice through Sport (CHJS)

Ms. Gonez moved that the report be adopted. Dr. Rivas seconded the motion.

Board Members expressed their appreciation to the City of Los Angeles and District staff for their collaborative efforts in opening schools to the community during the weekends. They also voiced interest in expanding the initiative to include additional schools in the future.

Board Members also raised questions and concerns, which were addressed by Krisztina Tokes, Chief Facilities Executive

The Student Board Member and the Superintendent also made remarks.

On roll call vote, the report was adopted. The vote was 7 ayes.

Student Board Member Yang recorded an advisory vote of aye.

TAB 4: BOARD OF EDUCATION REPORT NO. 009-25/26
Donations of Money to the District

Ms. Gonez moved that the report be adopted. Mr. Schmerelson seconded the motion.
Ms. Newbill raised questions about the Kaiser Permanente donation, which Mr. Pedro Salcido, Deputy

Superintendent, Business Services and Operations addressed.

On roll call vote, the report was adopted. The vote was 5 ayes and 2 absent (Ms. Griego and Ms. Ortiz Franklin).

Student Board Member Yang recorded an advisory vote if aye.

Later in the meeting Ms. Ortiz Franklin and Ms. Griego recorded votes of aye.

The final vote was 7 ayes.

TAB 5: BOARD OF EDUCATION REPORT NO. 011-25/26
Define and Approve Seven Projects to Provide Critical Replacements and Upgrades of School Building/Site Systems and Components and Amend the Facilities Services Division Strategic Execution Plan to Incorporate Therein

Ms. Gonez moved that the report be adopted. Mr. Schmerelson seconded the motion.

Board Members raised questions and concerns regarding the use of synthetic turf, specifically related to injuries, heat exposure, cost, and environmental impact.

Krisztina Tokes, Chief Facilities Executive, responded to the Board's questions and addressed the concerns.

Ms. Griego emphasized the importance of community engagement on facilities projects and requested that opportunities for community input be incorporated.

Student Board Member Yang requested that alternative options to synthetic turf be explored, with a focus to minimize any negative impact on student wellbeing.

On roll call vote, the report was adopted. The vote was 6 ayes and 1 absent (Ms. Newbill).

- Ms. Gonez abstained from projects 5 and 6.

Student Board Member Yang recorded an advisory vote of aye but abstained from projects 6 and 7.

Later in the meeting Ms. Newbill recorded a vote of aye.

The final vote was 7 ayes.

TAB 8: BOARD OF EDUCATION REPORT NO. 005-25/26
Approval of Facilities Contracts Actions

Ms. Gonez moved that the report be adopted. Mr. Schmerelson seconded the motion.

Ms. Griego posed questions which were addressed by Mr. Matthew Friedman, Chief Procurement Officer.

On roll call vote, the report was adopted. The vote was 7 ayes.

Student Board Member Yang recorded an advisory vote of aye.

TAB 9: BOARD OF EDUCATION REPORT NO. 007-25/26
Approval of Procurement Actions

Mr. McLean announced that Attachment A, Item A, UCLA Center X contract, had been withdrawn.

Dr. Rivas recused herself from voting on Attachment A, Item D, the California School Board Association (CSBA) Contract.

The following speakers addressed the Board:

- Dahlia Taha, Community member
- Rebecca Husaini, Muslim Public Affairs Council
- Estee Chandler, Jewish Voice for Peace Action
- Hadir Azab, Council on American Islamic Relations

Mr. McLean read the following statement:

> In accordance with section 18707 of the California Code of Regulations, Board Member Rivas is and has publicly recused herself from discussing or taking action on Item D within Tab 9 due to a travel payment received from the California School Board Association.

Board Members raised questions and concerns regarding the following contracts:

- Attachment A, Item B - Avasant, LLC, and Item F - Professional Services Goods and General Services Totals for the Month of May
- Attachment B, Item M – Cumming Management Group, Inc.

Soheil Katal, Chief Information Officer, Deneen Cox, Deputy General Counsel, Matthew Friedman, Chief Procurement Officer, Christos Chrysiliou, Eco-Sustainability Officer, Daniel Kang, Director of Transportation, Ana Estevez, Interim Executive Director of Beyond the Bell and the Superintendent responded to questions.

Ms. Griego requested a list of the professional services utilized by the District, along with data showing the percentage of the services used by schools versus those used by the central offices.

Attachment B, Item M – Cumming Management Group, Inc.

- Student Board Member Yang made remarks, encouraging efforts to increase student engagement in these projects.

Attachment B, Item N - Mission School Transportation

- Ms. Gonez proposed using revenue sources to provide additional hours for bus drivers or to hire more bus drivers, instead of contracting with outside entities.

Attachment B, Item I - National Education Equity Lab

- Ms. Gonez requested that an effort be made to ensure schools in Board District 6 have the opportunity to offer these courses to their students.

Mr. Schmerelson moved that the report be adopted. Ms. Gonez seconded the motion.

On roll call vote, the report was adopted. The vote was 6 ayes and 1 absent (Dr. Rivas).

- Earlier in the meeting Dr. Rivas recused herself from Attachment A, Item D, the California School Board Association (CSBA) Contract.
- Ms. Griego abstained from Attachment A, Item B, Avasant, LLC
- Ms. Gonez abstained from Attachment A, Item B, Avasant, LLC and voted no on Attachment B, Item N, Mission School Transportation

TAB 15: BOARD OF EDUCATION REPORT NO. 023-25/26
Certification of Unhoused Pupils for Charter School Facilities Program Applications

The following speakers addressed the Board:

- Martin Farfan, Green Dot Public Schools

Ms. Gonez moved that the report be adopted. Mr. Melvoin seconded the motion.

Mr. Schmerelson requested clarification on the term "unhoused people."

Krisztina Tokes, Chief Facilities Executive clarified the term.

On roll call vote, the report was adopted. The vote was 6 ayes and 1 absent (Dr. Rivas).

Later in the meeting, Dr. Rivas recorded a vote of aye.

The final vote was 7 ayes.

- - -

Mr. McLean recessed the meeting at 1:53 p.m.
The Board will reconvene at 3:30 p.m. to hear general public comment.

- - -

The Board reconvened the meeting at 3:30 p.m.

The following Board Members were present: Ms. Newbill, Ms. Griego, and Board President Schmerelson.

Ms. Gonez joined the meeting remotely.

Dr. Rivas and Mr. Melvoin were absent.

Ms. Ortiz Franklin joined the meeting remotely at approximately 3:32 p.m.

Dr. Rivas arrived at approximately 3:35 p.m.

PUBLIC COMMENT

Bridie Lee, Parent (Schools Beyond Screens)	LAUSD's education technology (Ed Tech) policy
Eugene Lobachev, Parent	Transparency on split classes in schools
John A. Wooden, Parent (Schools Beyond Screens)	Request to purge ed tech
Layla King, Student (Student's Deserve)	Support for black and undocumented students and community schools
Gilbert Lopez, Student (Student's Deserve)	Support for undocumented students
Guadalupe Garcia, Student	Support for Communities in Schools Los Angeles
Layla, Student (Student's Deserve)	Support for psychiatric social workers (PSW) at school
Anya Meksin, Schools Beyond Screens	Responsible use of ed tech in LAUSD
Camie Lauria, PSW	Impact of hiring freeze on school mental health positions
Karina Lopez, Parent	Support for parent committees & school safety
Aaron Craig, Parent (Schools Beyond Screen)	Request for data on ed tech in schools
Margaret Fuentes, Former Bond Oversight Committee (BOC) Chair	Supporting and addressing BOC matters
Maria Daisy Ortiz, Community Member	Support for parent involvement
Pricila, Student (Students Deserve)	Support for undocumented students
Marcela Garcia, Parent	Support for parent involvement

ADJOURNMENT

By general consent the meeting adjourned at 4:09 p.m.

APPROVED BY THE BOARD: **JUNE 12, 2026**

MR. SCOTT SCHMERELSON
PRESIDENT

MR. MICHAEL MCLEAN
EXECUTIVE OFFICER OF THE BOARD

mg

BOARD OF EDUCATION OF THE CITY OF LOS ANGELES
Governing Board of the Los Angeles Unified School District

SPECIAL BOARD MEETING MINUTES
(Including Closed Session Items)
333 South Beaudry Avenue, Board Room
1208 Magnolia Avenue, Gardena, CA 90247
9945 Laurel Canyon Blvd., Pacoima, CA 91331
10:30 a.m., Wednesday, September 3, 2025

The Los Angeles Board of Education acting as the Governing Board of the Los Angeles Unified School District met in special session on Wednesday, September 3, 2025, at the Administrative Offices, Board Room, 333 South Beaudry Avenue, Los Angeles, California.

Mr. Michael A. McLean, Executive Officer of the Board of Education, called the meeting to order at 10:30 a.m.

The following Board Members were present: Ms. Sherlett H. Newbill, Dr. Rocío Rivas, Ms. Karla Griego, Ms. Gonez, Mr. Nick Melvoin, and Board President Scott Schmerelson.

Ms. Tanya Ortiz Franklin arrived at approximately 10:38 a.m.

Superintendent Alberto M. Carvalho was also present.

CLOSED SESSION ITEMS (Purpose and Authority)

Mr. McLean announced that the following item would be discussed in closed session:

1. Conference with Legal Counsel

   Anticipated Litigation (Government Code Section 54956.9(e)(2)])

   1 Case

2. Personnel (Government Code Section 54957)

   Public Employment

   Chief Financial Officer
   Deputy Chief Procurement Officer

   Superintendent's Evaluation

3. Conference with Labor Negotiators (Government Code Section 54957.6)

   Negotiator: Dr. Murphy
   Employee Organizations:

   Associated Administrators of Los Angeles/ Teamsters 2010

California School Employees Association
Los Angeles County Building and Construction Trades Council
Los Angeles School Police Association
Los Angeles School Police Management Association
Service Employees International Union, SEIU Local 99
Teamsters
United Teachers Los Angeles
District Represented Employees and Contract Management Personnel

Negotiator: Ms. Navera Reed
Unrepresented Employees:

Chief Financial Officer
Deputy Chief Procurement Officer

PUBLIC COMMENT

The following speakers addressed the Board:

Tab 1: Conference with Legal Counsel

- David Tokofsky, Community member

Later in the meeting Cozette (parent) spoke to Tab 1.

Tab 2: Personnel

- Matt Roethle, Parent

Tab 3: Conference with Labor Negotiators

- Diana Guillen, Parent
- Maria Daisy Ortiz, Community member

- - - -

The Board recessed the public portion of the closed session meeting at 10:44 a.m. Closed session discussion began at 10:56 a.m. and ended at 2:54 p.m. The following Board Members were present Ms. Newbill, Dr. Rivas, Mr. Melvoin, Ms. Griego, Ms. Gonez, Ms. Ortiz Franklin, and Board President Scott Schmerelson. Superintendent Carvalho was also present.

- - - -

The Board reconvened the public portion of the closed session meeting at 2:58 p.m.

The following Board Members were present: Ms. Newbill, Dr. Rivas, Mr. Melvoin, and Board President Schmerelson.

Ms. Griego arrived at approximately 2:59 p.m.

Ms. Gonez and Ms. Ortiz Franklin were absent.

Mr. McLean announced the following reportable actions resulting from the closed session discussion:

- The Board of Education appointed Saman Bravo-Karimi to the position of Chief Financial Officer with a term beginning on September 17, 2025, and ending June 30, 2027. Terms and conditions will be available upon the finalization of the agreement. The vote was 7 ayes.

- The Board of Education appointed Dana Greer to the position of Deputy Chief Procurement Officer with a term beginning on September 17, 2025, and ending June 30, 2026. Terms and conditions will be available upon the finalization of the agreement. The vote was 7 ayes.

ADJOURNMENT

The meeting was adjourned at 2:59 p.m.

APPROVED BY THE BOARD: JUNE 12, 2026

MR. SCOTT SCHMERELSON PRESIDENT	MR. MICHAEL MCLEAN EXECUTIVE OFFICER OF THE BOARD

mg

BOARD OF EDUCATION OF THE CITY OF LOS ANGELES
Governing Board of the Los Angeles Unified School District

REGULAR BOARD MEETING MINUTES
Including Closed Session Items
333 South Beaudry Avenue, Board Room
1208 Magnolia Avenue, Gardena, CA 90247
9945 Laurel Canyon Blvd., Pacoima, CA 91331
10:00 a.m., Wednesday, September 17, 2025

The Los Angeles Board of Education acting as the Governing Board of the Los Angeles Unified School District met in regular session on Wednesday, September 17, 2025, at the Administrative Offices, Board Room, 333 South Beaudry Avenue, Los Angeles, California.

Mr. Michael A. McLean, Executive Officer of the Board of Education, called the meeting to order at 10:15 a.m.

The following Board Members were present: Ms. Sherlett H. Newbill, Dr. Rocío Rivas, Mr. Nick Melvoin, Ms. Karla Griego, Ms. Kelly Gonez, Ms. Tanya Ortiz Franklin, and Board President Scott Schmerelson.

Superintendent Alberto M. Carvalho was also present.

CLOSED SESSION ITEMS (Purpose and Authority)

Mr. McLean announced that the following items would be discussed in closed session:

1. Student Discipline Matters (Education Code Section 48918[c][f])

2. Personnel (Government Code Section 54957)

    Public Employee Discipline/Dismissal/Release

    Superintendent's Evaluation

    Public Employment

        General Superintendent of Schools

    Inspector General's Evaluation

    Evaluation of Executive Officer of the Board of Education

3. Conference with Legal Counsel

    Pending Litigation (Government Code Section 54956.9[d][1])

        Bautista, Kathrina v. Los Angeles Unified School District
        Los Angeles Superior Court Case No. 24STCV05973

Milton, James Oree v. Los Angeles Unified School District
Los Angeles Superior Court Case No. 22STCV23632

Jane Doe, Jane Roe v. Los Angeles Unified School District, et al.
Los Angeles Superior Court Case No. 22STCV39881

K.E. v. Los Angeles Unified School District
Los Angeles Superior Court Case No. 21STCV06737

Anticipated Litigation (Government Code Section 54956.9[d][4])

1 Case

4. Conference with Labor Negotiators (Government Code Section 54957.6)

Negotiator: Dr. Murphy
Employee Organizations:

Associated Administrators of Los Angeles/ Teamsters 2010
California School Employees Association
Los Angeles County Building and Construction Trades Council
Los Angeles School Police Association
Los Angeles School Police Management Association
Service Employees International Union, SEIU Local 99
Teamsters
United Teachers Los Angeles
District Represented Employees and Contract Management Personnel

Negotiator: Ms. Navera Reed
Unrepresented Employees:

General Superintendent of Schools

PUBLIC COMMENT

The following speakers addressed the Board on the subjects indicated:

Tab 3: Conference with Legal Counsel

- David Tokofsky, Community Member

General Public Comment

Lila Byock, Parent	Disparities in technology access and use across schools
Bridie Lee, Parent	Appropriate use of school-provided digital devices
Aaron Craig, Parent	Protecting student data
Laura Gershenhorn, Parent	Technological guardrails and oversight for student issued devices
Todd Grabarsky, Parent	Monitoring screen based learning
John Wooden, Parent	Superintendent remarks on educational technology
Carol Landaverde, Parent	Personal matter

Mónica Arrazola, Parent	Hollywood High School
Diana Guillen, Parent	Personal matter
Maria Daisy Ortiz, Community Member	Superintendent's evaluation
Matt Roethle, Parent	Immersion program at Broadway Elementary
Cynthia Kao, Parent	Investigate Office of the General Counsel

- - -

The Board recessed the public portion of the closed session meeting at 10:51 a.m. Closed session discussion began at 11:00 a.m. and ended at 3:58 p.m. The following Board Members were present: Ms. Newbill, Dr. Rivas, Mr. Melvoin, Ms. Griego, Ms. Gonez, and Ms. Ortiz Franklin and Board President Schmerelson.

- - -

The Board reconvened the public portion of the closed session meeting at 4:04 p.m.

The following Board Members were present: Ms. Newbill, Dr. Rivas, Mr. Melvoin, Ms. Griego, and Board President Schmerelson.

Ms. Gonez and Ms. Ortiz Franklin were absent.

Mr. McLean announced the following reportable actions resulting from the closed session discussion:

- The Board of Education approved the expulsion of students in case numbers, 005-25/26, 007-25/26, 008-25/26, 009-25/26, and 010-25/26, with the recommended dispositions. The Board of Education denied the enrollment of the students in case numbers 001A-25/26, 002A-25/26, and 004A-24/25, with the recommended dispositions. The vote in all matters was 7 ayes.

- The Board of Education approved the conditional enrollment of the student in case number 005A-25/26, with the recommended disposition. The vote was 6 ayes, 1 no (Mr. Schmerelson).

- The Board of Education approved the conditional enrollment of the student in case number 003A-25/26, with the recommended disposition. The vote was 7 ayes.

- The Board of Education authorized the settlement in the case of Bautista, Kathrina v. Los Angeles Unified School District. The vote was 6 ayes, 1 absent (Ms. Gonez).

- The Board of Education authorized the settlement in the case of Milton, James Oree v. Los Angeles Unified School District. The vote was 7 ayes.

- The Board of Education authorized the settlement in the case of Jane Doe, Jane Roe v. Los Angeles Unified School District, et al. The vote was 6 ayes, 1 absent (Ms. Gonez).

- The Board of Education authorized the dismissal of 2 certificated employees. The vote was 7 ayes.

- The Board of Education reappointed Alberto Carvalho as Superintendent of Schools for four years, with the term ending February 13, 2030. Terms and conditions will be disclosed upon finalization and prior to ratification of the contract and open session on October 14, 2025. The vote was 7 ayes.

ADJOURNMENT

The meeting was adjourned at 4:08 p.m.

APPROVED BY THE BOARD: **JUNE 12, 2026**

SCOTT SCHMERELSON PRESIDENT	MICHAEL MCLEAN EXECUTIVE OFFICER OF THE BOARD

mg

BOARD OF EDUCATION OF THE CITY OF LOS ANGELES
Governing Board of the Los Angeles Unified School District

REGULAR BOARD MEETING MINUTES
Including Closed Session Items
333 South Beaudry Avenue, Board Room
1208 Magnolia Avenue, Gardena, CA 90247
9945 Laurel Canyon Blvd., Pacoima, CA 91331
10:00 a.m., Wednesday, October 15, 2025

The Los Angeles Board of Education acting as the Governing Board of the Los Angeles Unified School District met in regular session on Wednesday, October 15, 2025, at the Administrative Offices, Board Room, 333 South Beaudry Avenue, Los Angeles, California.

Michael A. McLean, Executive Officer of the Board of Education, called the meeting to order at 10:02 a.m.

The following Board Members were present: Ms. Sherlett H. Newbill, Dr. Rocío Rivas, Mr. Nick Melvoin, and Board President Scott Schmerelson.

Superintendent Alberto M. Carvalho was also present.

Ms. Karla Griego arrived at 10:08 a.m.

Ms. Kelly Gonez arrived at 10:10 a.m.

Ms. Tanya Ortiz Franklin was absent.

CLOSED SESSION ITEMS (Purpose and Authority)

Mr. McLean announced that the following items would be discussed in closed session:

1. Student Discipline Matters (Education Code Section 48918[c][f])

2. Personnel (Government Code Section 54957)

    Public Employee Discipline/Dismissal/Release

    Superintendent's Evaluation

    Public Employment

        Inspector General

    Evaluation of Executive Officer of the Board of Education

3. Conference with Legal Counsel

    Pending Litigation (Government Code Section 54956.9[d][1])

Jane Doe 7096 v. Los Angeles Unified School District et al.
Los Angeles Superior Court Case No. 23NWCV02830

J.S., et al. v. Los Angeles Unified School District
Los Angeles Superior Court Case No. 23STCV31916

Jane Doe v. Los Angeles Unified School District, et al.
Los Angeles Superior Court Case No. 21STCV14132

Jane Doe v. Los Angeles Unified School District, et al.
Los Angeles Superior Court Case No. 21STCV26350

A.H. v. Los Angeles Unified School District et. al.
Los Angeles Superior Court Case No. 22STCV06484

Anticipated Litigation (Government Code Section 54956.9[d][4])

2 Cases

4. Conference with Labor Negotiators (Government Code Section 54957.6)

Negotiator: Dr. Murphy
Employee Organizations:

Associated Administrators of Los Angeles/ Teamsters 2010
California School Employees Association
Los Angeles County Building and Construction Trades Council
Los Angeles School Police Association
Los Angeles School Police Management Association
Service Employees International Union, SEIU Local 99
Teamsters
United Teachers Los Angeles
District Represented Employees and Contract Management Personnel

PUBLIC COMMENT

The following speakers addressed the Board on the subjects indicated:

Tab 2: Personnel (Government Code Section 54957)

- David Tokofsky, Community Member

General Public Comment

• Joel Ball, Community Member	Los Angeles fire communities
• Thelma Waxman, Brentwood HOA	Safety problems along North Canter Avenue
• Karina Lopez, Parent	Election of Ms. Daisy Ortiz
• Maria Daisy Ortiz, Community Member	Technological guardrails and oversight for student issued devices

• Concerned Parent	Various concerns- teacher contracts, student achievement
• Maria Luisa Palma, Oleada, Inc.	Leadership accountability
• Victoria Irigoyen, Parent	Personal matter

- - -

The Board recessed the public portion of the closed session meeting at 10:25 a.m. Closed session discussion began at 10:35 a.m. and ended at 4:59 p.m. The following Board Members were present: Ms. Newbill, Dr. Rivas, Mr. Melvoin, Ms. Griego, Ms. Gonez, Ms. Ortiz Franklin and Board President Schmerelson.

- - -

The Board reconvened the public portion of the closed session meeting at 5:04 p.m.

The following Board Members were present: Ms. Newbill, Dr. Rivas, Ms. Griego, and Board President Schmerelson.

Ms. Gonez, Mr. Melvoin and Ms. Ortiz Franklin were absent.

Mr. McLean announced the following reportable actions resulting from the closed session discussion:

- The Board of Education approved the expulsion of students in case numbers, 006-25/26, 011-25/26, 012-25/26, and 013-25/26, with the recommended dispositions.

  The vote was 7 ayes.

- The Board of Education approved the conditional enrollment of the students in case numbers 006A-25/26, 007A-25/26 and 008A-25/26, with the recommended dispositions.

  The vote was 7 ayes.

- The Board of Education denied the enrollment of students in case numbers 009A-25/26, and 010A-25/26, with the recommended dispositions.

  The vote was 7 ayes.

- The Board of Education authorized the dismissal of 1 Certificated employee and 1 Classified employee.

  The vote was 7 ayes.

- The Board of Education authorized the 45-day notification of the Inspector General per Education Code Section 35031.

  The vote was 7 ayes.

- The Board of Education authorized the settlement in the case of Jane Doe 7096 v. Los Angeles Unified School District et al. Terms and conditions will be available upon the finalization of the agreement.

  The vote was 7 ayes.

- The Board of Education authorized the settlement in the case J.S., et al. v. Los Angeles Unified School District. Terms and conditions will be available upon the finalization of the agreement.

  The vote was 7 ayes.

- The Board of Education authorized the settlement in the case of Jane Doe v. Los Angeles Unified School District, et al., Los Angeles Superior Court Case No. 21STCV14132. Terms and conditions will be available upon the finalization of the agreement.

  The vote was 7 ayes.

- The Board of Education authorized the settlement in the case of Jane Doe v. Los Angeles Unified School District, et al., Los Angeles Superior Court Case No. 21STCV26350. Terms and conditions will be available upon the finalization of the agreement.

  The vote was 7 ayes.

- The Board of Education authorized the settlement in the case of A.H. v. Los Angeles Unified School District et al. Terms and conditions will be available upon the finalization of the agreement.

  The vote was 7 ayes.

- The Board of Education authorized the filing of a lawsuit against Ironshore Specialty Insurance Company for, among other things, a breach of contract.

  The vote was 7 ayes.

- The Board of Education authorized joining as Amicus Curiae in the case of Perdomo v. Vasquez, United States Court of Appeals Ninth Circuit (Case No. 25-4312).

  The vote was 7 ayes.

ADJOURNMENT

The meeting was adjourned at 5:06 p.m.

APPROVED BY THE BOARD:

SCOTT SCHMERELSON PRESIDENT	MICHAEL A. MCLEAN EXECUTIVE OFFICER OF THE BOARD

ew

BOARD OF EDUCATION OF THE CITY OF LOS ANGELES
Governing Board of the Los Angeles Unified School District

SPECIAL MEETING MINUTES
333 South Beaudry Avenue, Board Room
9:00 a.m., Tuesday, November 17, 2025

The Los Angeles Board of Education acting as the Governing Board of the Los Angeles Unified School District met in special session on Tuesday, November 17, 2025, at the Administrative Offices, Board Room, 333 South Beaudry Avenue, Los Angeles, California.

Michael A. McLean, Executive Officer of the Board, called the meeting to order at 9:07 a.m.

The following Board Members were present: Ms. Sherlett Newbill, Dr. Rocío Rivas, Mr. Nick Melvoin, Ms. Karla Griego, Ms. Kelly Gonez, Ms. Tanya Ortiz Franklin, and Board President Scott Schmerelson.

Superintendent Alberto M. Carvalho was present.

CONSENT ITEMS

Items for action below to be adopted by a single vote:

NEW BUSINESS FOR ACTION

TAB 1. BOARD OF EDUCATION REPORT NO. 122-25/26
Approval of the Renewal Petition for Accelerated Charter Elementary

TAB 2. BOARD OF EDUCATION REPORT NO. 125-25/26
Approval of the Renewal Petition for Citizens of the World Charter School Marvista

TAB 3. BOARD OF EDUCATION REPORT NO. 133-25/26
Approval of the Renewal Petition for ICEF Vista Middle Academy

TAB 4. BOARD OF EDUCATION REPORT NO. 132-25/26
Approval of the Renewal Petition for ICEF Vista Elementary Academy

TAB 5. BOARD OF EDUCATION REPORT NO. 124-25/26
Approval of the Renewal Petition for CATCH Prep Charter High Inc.

TAB 6. BOARD OF EDUCATION REPORT NO. 128-25/26
Approval of the Renewal Petition for Extera Public School No. 2

TAB 7. BOARD OF EDUCATION REPORT NO. 127-25/26
Approval of the Renewal Petition for Equitas Academy 5

TAB 8. BOARD OF EDUCATION REPORT NO. 129-25/26
Approval of the Renewal Petition for High Tech LA

TAB 9. BOARD OF EDUCATION REPORT NO. 130-25/26
Approval of the Renewal Petition for High Tech LA Middle

TAB 10. BOARD OF EDUCATION REPORT NO. 135-25/26
Approval of the Renewal Petition for Magnolia Science Academy 4

TAB 11. BOARD OF EDUCATION REPORT NO. 138-25/26
Approval of the Renewal Petition for Pacoima Charter Elementary

TAB 12. BOARD OF EDUCATION REPORT NO. 140-25/26
Approval of the Renewal Petition for Rise Kohyang Elementary

TAB 13. BOARD OF EDUCATION REPORT NO. 141-25/26
Approval of the Renewal Petition for Stella Middle Charter Academy

TAB 14. BOARD OF EDUCATION REPORT NO. 142-25/26
Approval of the Renewal Petition for STEM Preparatory Elementary

TAB 15. BOARD OF EDUCATION REPORT NO. 143-25/26
Approval of the Proposed Material Revision for STEM Preparatory Elementary

TAB 16. BOARD OF EDUCATION REPORT NO. 144-25/26
Approval of the Renewal Petition for Valley International Preparatory High

TAB 17. BOARD OF EDUCATION REPORT NO. 145-25/26
Approval of the Renewal Petition for Valor Academy High

TAB 18. BOARD OF EDUCATION REPORT NO. 146-25/26
Approval of the Renewal Petition for Wallis Annenberg High

TAB 19. BOARD OF EDUCATION REPORT NO. 131-25/26
Approval of the Renewal Petition for ICEF Innovation Los Angeles Charter

TAB 20. BOARD OF EDUCATION REPORT NO. 126-25/26
Approval of the Renewal Petition for City Language Immersion Charter

TAB 21. BOARD OF EDUCATION REPORT NO. 123-25/26
Approval of the Renewal Petition for Camino Nuevo High #2

TAB 22. BOARD OF EDUCATION REPORT NO. 137-25/26
Approval of the Renewal Petition for New Los Angeles Charter

Mr. McLean read the following public hearing statements for Tabs 1-14 and Tabs 16-25:

Before action is taken on the following Board Reports, a public hearing must be held.

This constitutes a public hearing on:

- Accelerated Charter Elementary
- Citizens of the World Charter School Mar Vista
- ICEF Vista Middle Academy
- ICEF Vista Elementary Academy
- CATCH Prep Charter High, Inc.
- Extera Public School No. 2
- Equitas Academy 5
- High Tech LA
- High Tech LA Middle
- Magnolia Science Academy 4
- Pacoima Charter Elementary
- Rise Kohyang
- Stella Middle Charter Academy
- STEM Preparatory Elementary
- Valley International Preparatory High
- Valor Academy High
- Wallis Annenburg High
- ICEF Innovation Los Angeles Charter
- Petition for City Language Immersion Charter
- Camino Nuevo High #2
- New Los Angeles Charter
- Ingenium Charter Middle
- Matrix for Success Academy
- PREPA TEC – Los Angeles

A maximum of 15 individuals who wish to address the Board on each of the items will be heard. Those who wish to speak should sign up online. Speakers will be called by name.

Following public speakers, the Board will be taking action on these reports. Petitions denied may be submitted directly to the Los Angeles County Office of Education or directly to the State for action.

Ms. Gonez moved to adopt the consent items. Dr. Rivas seconded the motion.

On roll call vote the consent items were adopted. The vote was 7 ayes.

Before proceeding, Mr. McLean corrected a procedural oversight. The Board took action on the consent calendar without first allowing for public comment on those items, as required. He reopened the consent calendar for the limited purpose of receiving public comment and will retake the action.

All speakers waived their time to speak on consent items except for the following:

- David Tokofsky, Community Member

Ms. Gonez moved to adopt the consent items. Mr. Melvoin seconded the motion.

On roll call vote, the consent items were adopted. The vote was 7 ayes.

NEW BUSINESS FOR ACTION

TAB 23. BOARD OF EDUCATION REPORT NO. 134-25/26
Denial of the Renewal Petition for Ingenium Charter Middle School (ICMS)

Mr. Schmerelson moved to adopt the report. Ms. Gonez seconded the motion.

The following speakers addressed the Board:

- Bill Toomey, Superintendent
- Alyson Bobadilla, Student
- Dr. Julie Troletti, Principal
- Irlanda Gonzalez, Director, Recruitment and Development
- Leroy Collins, Teacher
- Sarai Aguerta, Student
- Jovanna Ledesma, Director, Educational Programs & Accountability
- David Aspacha, Teacher
- Nicole Downes, Vice Chair President, ICMS Board of Directors
- Maria Rosa, Parent
- Edith Murillo, Parent
- Erica Hansen, Member, ICMS Board of Directors
- Geneva Perry, Counselor
- Jessica Ray, Chair, ICMS Board of Directors
- Arleta Albarran, Chief of Schools

Marla Wilmont, Director, Charter Schools Division, and Jose Cole Gutierrez, Senior Executive Director of Strategy, Office of the Chief of Staff, and Ingenium Charter Middle School staff responded to questions from Board Members.

Remarks were heard from Mr. Melvoin and Dr. Rivas.

Following discussion and on roll call vote the report was adopted. The vote was 5 ayes, 1 noe, Mr. Melvoin, and 1 absent, Ms. Ortiz Franklin.

Later in the meeting Ms. Ortiz Franklin recorded a no vote.

The final vote was 5 ayes, 2 noes, Mr. Melvoin and Ms. Ortiz Franklin.

TAB 24. BOARD OF EDUCATION REPORT NO. 136-25/26
Denial of the Renewal Petition for Matrix for Success Academy

Ms. Gonez moved to adopt the report. Dr. Rivas seconded the motion.

The following speakers addressed the Board:

- Cesar Lopez, Founder and Executive Director
- Margaret Woelke, Executive Director
- Mark Ellsworth, Teacher
- Rachel Livingston, Chief Program Officer for the Fulfillment Fund
- Mariyah Williams, Student
- John Garret, Teacher
- Brenda Esparza, Coordinator for Student Services
- Yesenia Requenes, Parent
- Adrian Gonzalez, Teacher
- Jerry Ann Rosa, Counselor
- Anissa Guillen, Student
- Lauren Slack, Teacher
- Christian Jarrillo, Student
- John Johnson, Teacher
- Dr. Rochelle Brooks, Principal

Marla Wilmont, Director, Charter Schools Division, and Jose Cole Gutierrez, Senior Executive Director of Strategy, Office of the Chief of Staff, and Matrix for Success Academy staff responded to questions from Board Members.

Remarks were heard from Ms. Ortiz Franklin and Dr. Rivas.

Following discussion and on roll call vote the report was adopted. The vote was 4 ayes, 2 noes, Mr. Melvoin and Ms. Ortiz Franklin, and 1 abstention, Ms. Gonez.

TAB 25. BOARD OF EDUCATION REPORT NO. 139-25/26
Denial of the Renewal Petition for PREPA TEC - Los Angeles

Ms. Gonez moved to adopt the report. Mr. Schmerelson seconded the motion.

The following speakers addressed the Board:

- Rachel Villalobos, Superintendent of Instruction
- Christina Johnson, Reading Intervention
- Cassandra Brunette, Literacy Coach
- Taylor Evans, Principal
- Esther Cuevas, Parent
- Marissa Rascon, Director of Expanded Learning
- Mark Newall, Community Member
- Carla Sanchez, Community Member

Marla Wilmont, Director, Charter Schools Division, and Jose Cole Gutierrez, Senior Executive Director of Strategy, Office of the Chief of Staff, provided the Board with an overview of charter recommendations for denial.

Ms. Wilmont responded to a question from Mr. Schmerelson.

On roll call vote the report was adopted. The vote was 7 ayes.

PUBLIC HEARINGS

TAB 26 CHARTER PETITIONS FOR PUBLIC HEARING (013-25/26)

Mr. McLean read the following public hearing statement:

Before action is taken on the following, a public hearing must be held.

This constitutes a public hearing on:

- N.E.W. Academy of Science and Arts
- New Horizons Charter Academy
- N.E.W. Academy Canoga Park
- Goethe International Charter
- Aspire Titan Academy
- New Millennium Secondary
- Port of Los Angeles High

A maximum of 20 individuals who wish to address the Board on the item will be heard. Those who wish to speak should sign up online. Speakers will be called by name.

Following speakers the Board will be taking action on the charter petitions at a subsequent meeting.

The following Speakers addressed the Board:

- Keith Dell'Aquila, California Charter Schools Association
- Mary Jane Liverpool, Principal, Port of Los Angeles High School
- Maria Jesus Ruiz, Aspire Public Schools
- Richard Thomas, Executive Director, Principal, New Horizons Charter Academy
- Tim Dikdan, Principal, Port Los Angeles High School
- Marisela Barreno, Parent Representative, New Academy of Science and Arts
- Yesenia Martinez, Parent
- Carmen Pastor, Parent, New Academy of Science and Arts
- Patricia Reida, Parent New Academy Canoga Park
- Dr. Darrick Rice, Executive Director, Principal, New Millenium Secondary School
- Sujata Alagh, Teacher, New Horizon Charter Academy
- Yohannes Loulsegued, Goethe International Charter School
- Martinelle Allen, Teacher, Goethe International Charter School

ADJOURNMENT

By general consent, the meeting adjourned at 1:31 p.m.

APPROVED BY THE BOARD:

SCOTT M. SCHMERELSON PRESIDENT	MICHAEL A. MCLEAN EXECUTIVE OFFICER OF THE BOARD

ew

BOARD OF EDUCATION OF THE CITY OF LOS ANGELES
Governing Board of the Los Angeles Unified School District

REGULAR MEETING MINUTES
333 South Beaudry Avenue, Board Room
1208 Magnolia Avenue, Gardena, CA 90247
9945 Laurel Canyon Blvd, Pacoima, CA 91331
10:00 a.m., Tuesday, January 27, 2026

The Los Angeles Board of Education acting as the Governing Board of the Los Angeles Unified School District met in regular session on Tuesday, January 27, 2026, at the Administrative Offices, Board Room, 333 South Beaudry Avenue, Los Angeles, California.

Michael A. McLean, Executive Officer of the Board, called the meeting to order at 11:26 a.m.

The following Board Members were present: Ms. Sherlett H. Newbill, Dr. Rocío Rivas, Mr. Nick Melvoin, Ms. Karla Griego, Ms. Kelly Gonez, Ms. Tanya Ortiz Franklin, and Board President Scott Schmerelson.

Student Board Member Jerry Yang was present.

Superintendent Alberto M. Carvalho was present.

A video was presented in which students from 4th Street Primary Center and Dual Language Academy led the Pledge of Allegiance.

A video reading of the LAUSD Land Acknowledgment was shared.

BOARD PRESIDENT'S REPORTS

LABOR PARTNERS

Adriana Salazar, President of Teamsters Local 572, discussed the Health Benefits Agreement that the Board approved last month. She also addressed the ongoing contract negotiations with LAUSD and the recruitment and retention of LAUSD employees.

- - -
Board President Schmerelson modified the Order of Business.
- - -

SUPERINTENDENT'S REPORTS

Remarks were heard from Superintendent Carvalho regarding the devastating Los Angeles wildfires that occurred in January 2025. He noted that Marquez Charter Elementary students have returned to a beautiful campus, while Palisades Charter Elementary students continue to receive quality education at their co-located site, Brentwood Elementary. Additionally, students at Palisades Charter High students have returned to their schools.

He shared a brief video expressing gratitude to the community and all partnered organizations who

helped rebuild hope, along with numerous companies, foundations and individuals.

- - -

Board President Schmerelson resumed the Order of Business.

- - -

BOARD PRESIDENT'S REPORTS (continued)

COMMITTEE CHAIR REPORTS

Dr. Rivas reported on the January 20, 2026, Committee of the Whole meeting.

CONSENT ITEMS

Items for action below to be adopted by a single vote:

NEW BUSINESS FOR ACTION

TAB 2: Board of Education Report No. 274-25/26
Report of Cash Disbursements, Request to Reissue Expired Warrants, and Report of Corporate Credit Card Charges

TAB 3: Board of Education Report No. 216-25/26
Approval to Update the Certification of Signatures for Fiscal Year 2025-26

TAB 5: Board of Education Report No. 252-25/26
Provisional Internship Permit

TAB 6: Board of Education Report No. 270-25/26
Authorization to Negotiate and Enter into Agreements with Los Angeles Neighborhood Initiative for the Construction of a Greening Project at Baldwin Hills Elementary School

TAB 7: Board of Education Report No. 271-25/26
Authorization to Negotiate and Execute an Agreement with Ocean Charter School for the Installation of a Solar Panels Project

TAB 11: Board of Education Report No. 291-25/26
Compliance With Requirement of Local Bond Measures for Biennial Compensation Survey

TAB 13: Board of Education Report No. 276-25/26
Approval of the Renewal Petition for KIPP Academy of Innovation

TAB 14: Board of Education Report No. 277-25/26
Approval of the Renewal Petition for KIPP Iluminar Academy

TAB 15: Board of Education Report No. 278-25/26
Approval of the Renewal Petition for KIPP Los Angeles College Preparatory

TAB 16: Board of Education Report No. 279-25/26
Approval of the Renewal Petition for KIPP Raíces Academy

TAB 17. Board of Education Report No. 280-25/26
Approval of the Renewal Petition for KIPP Vida Preparatory Academy

BOARD MEMBER RESOLUTIONS FOR ACTION

TAB 18: Ms. Newbill, Dr. Rivas, Mr. Melvoin, Ms. Griego, Ms. Gonez, Ms. Ortiz Franklin, Mr. Schmerelson, Mr. Yang – Celebration of Black History Month 2026 (Res-031-25/26) (Noticed December 16, 2025)

Whereas, Black History Month, or National African American History Month, is an annual celebration of achievements by Black Americans and a time for recognizing the central role of African Americans in United States history;

Whereas, Black History Month 2026 is a celebration of the 100-year legacy of Dr. Carter G. Woodson, whose establishment of Negro History Week in 1926 laid the foundation for what would become Black History Month, a cornerstone of historical education and cultural reflection in the United States;

Whereas, Dr. Carter G. Woodson, a Harvard trained historian, like W.E.B. DuBois before him, believed that truth would not be denied and that reason would prevail over prejudice;

Whereas, Every United States President has officially designated the month of February as Black History Month and other countries around the world, including Canada and the United Kingdom, also devote a month to celebrating Black history;

Whereas, Established by Dr. Carter G. Woodson in 1915, the Association for the Study of African American Life and History (ASALH) strives to promote, research, preserve, interpret, and disseminate information about Black life, history, and culture to the global community.

Whereas, Black History Month 2026 marks the centennial celebration of organized efforts to recognize, preserve, and honor the history, culture, and achievements of Black Americans, reflected in the 2026 ASALH theme, *"A Century of Black History Commemorations";*

Whereas, For a century, Black History commemorations have illuminated the resilience, innovation, leadership, and contributions of Black Americans in fields such as education, science, the arts, business, civil rights, government, technology, and public service;

Whereas, For the past century, spanning major milestones such as the Harlem Renaissance, the Civil Rights Movement, the Voting Rights Act of 1965, and continuing through the cultural, political, and educational advancements of the 21st century, Black History commemorations have played a vital role in elevating Black voices, honoring Black achievements, and deepening America's understanding of its own history;

Whereas, The centennial theme honors the work of generations of educators, scholars,

activists, students, and community organizations who have advanced the study and preservation of Black history, ensuring that the richness of Black experiences is included in the national narrative;

Whereas, Black History Month serves as an essential opportunity to uplift stories that have historically been overlooked or underrepresented, fostering a deeper understanding of the shaping of American democracy, culture, and identity;

Whereas, Recognizing this centennial milestone reinforces the importance of continuing to expand culturally responsive education, support inclusive curriculum, and ensure that all students learn about and appreciate the diverse histories that enrich our society;

Whereas, The Los Angeles Unified School District is committed to culturally responsive, inclusive, and historically accurate instruction that reflects the diversity of its students and honors the contributions of Black Americans;

Whereas, The Black Student Achievement Plan (BSAP) provides targeted academic, social-emotional, and community support to address opportunity gaps, promote equity, and improve outcomes for Black students across the District;

Whereas, The District has strengthened its African American History and Ethnic Studies curriculum, ensuring students have access to comprehensive instruction on African civilizations, the African diaspora, the struggle for civil rights, and the ongoing pursuit of justice and empowerment for historically marginalized communities, encouraging students to think critically about social justice, civic engagement, and shared responsibility;

Whereas, Black History Month serves as a reaffirmation of the District's commitment to anti-racism, educational equity, and the creation of learning environments where every student feels seen, valued, and empowered;

Whereas, Honoring a century of Black history commemorations underscores the importance of ensuring that future generations continue to learn about the diverse, complex, and foundational contributions of Black Americans from 1926 to 2026 and beyond while recognizing the ongoing work necessary to protect civil rights, expand educational opportunity, and advance justice and equity for all students; and

Whereas, Our democracy's founding ideals were exclusionary when they were written, but Black Americans have continuously fought to make them true; now, therefore, be it

Resolved, That the Governing Board of the Los Angeles Unified School District recognizes February as National Black History Month;

Resolved further, That the Board acknowledges that all people of the United States are beneficiaries of the wealth of history given to all by Black Culture, Black Inventors, Black Artists, Black Artisans, Black Advocacy Black Leaders, Black Civic Engagement, and Black workers;

Resolved, further, That the Board commits to the inclusion of Black History into the core curriculum, including, but not limited to Ethnic Studies, African American History, and

African American Literature, as well as encourages strong integration across coursework in History, English Language Arts, Science, Mathematics, and Arts so that this critical learning lives in the minds of our students beyond the month of February;

Resolved further, That the Board direct the Superintendent to expand upon the District's existing efforts, such as the Black Student Achievement Plan, to continue to identify strategies and tactics to align resources targeted toward eliminating anti-racist educational practices and closing the gap of academic achievement outcomes for Black Students;

Resolved further, That the District will continue to address challenges unique to Black students and families and recognize the Black Lives Matter at Schools Week of Action (February 2–6, 2026). This national week of action includes a variety of activities focused on social justice in education, such as curriculum fairs, community-building events, and workshops designed to support and empower Black students, families and educators; and, be it finally

Resolved, That the Superintendent will work with educators, librarians, all the schools of the District, and our wider community to recognize and celebrate this month, and throughout the academic year, with culturally relevant and appropriate curriculum, programs, ceremonies, and activities that generate in-depth discussion of the complex factual history of the United States and the legacy of Black Americans.

RESOLUTIONS REQUESTED BY OFFICE OF THE BOARD SECRETARIAT

TAB 21: Appointment of Member to the School Construction Bond Citizens' Oversight Committee (Jason Peterson) (Bd Sec Res-009-25/26)

Resolved, That the Governing Board of the Los Angeles Unified School District appoints Mr. Jason Peterson, as the nominee of the Los Angeles County Federation of Labor, AFL-CIO, as an alternate member to the School Construction Bond Citizens' Oversight Committee for a two-year term commencing immediately; and the District's Ethics Office received Mr. Peterson's conflict of interest statement certifying, among other things, that Mr. Peterson is not an employee, official, vendor, contractor, or consultant of the District.

CORRESPONDENCE AND PETITIONS

TAB 23. Report of Correspondence (ROC-007-25/26)

Mr. McLean read the following public hearing statement for Tabs 13 through 17.

Before action is taken on the following Board Reports, a public hearing must be held.

This constitutes a public hearing on:

KIPP Academy of Innovation
KIPP Iluminar Academy
KIPP Los Angeles College Preparatory
KIPP Raíces Academy
KIPP Vida Preparatory Academy

A maximum of 15 individuals who wish to address the Board on each of the items will be heard. Those who wish to speak should sign up online. Speakers will be called by name.

The following speakers addressed the Board on Consent Items:

BOARD OF EDUCATION REPORT NO. 276-25/26
Approval of the Renewal Petition for KIPP Academy of Innovation

All speakers waived their time to speak.

BOARD OF EDUCATION REPORT NO. 277-25/26
Approval of the Renewal Petition for KIPP Iluminar Academy

All speakers waived their time to speak.

BOARD OF EDUCATION REPORT NO. 278-25/26
Approval of the Renewal Petition for KIPP Los Angeles College Preparatory

All speakers waived their time to speak.

BOARD OF EDUCATION REPORT NO. 279-25/26
Approval of the Renewal Petition for KIPP Raíces Academy

All speakers waived their time to speak.

BOARD OF EDUCATION REPORT NO. 280-25/26
Approval of the Renewal Petition for KIPP Vida Preparatory Academy

All speakers waived their time to speak.

BOARD MEMBER RESOLUTION FOR ACTION:

Ms. Newbill, Dr. Rivas, Mr. Melvoin, Ms. Griego, Ms. Gonez, Ms. Ortiz Franklin, Mr. Schmerelson, Mr. Yang – Celebration of Black History Month 2026 (Res-031-25/26) (Noticed December 16, 2025)

Prior to hearing from speakers concerning the resolution, Ms. Newbill shared remarks. Additionally, remarks were heard from Dr. Rivas and Ms. Griego.

- Irene Rivera, ACLU, Southern California

Mr. Melvoin moved that the Consent Items be adopted. Dr. Rivas seconded the motion, which on roll call vote was adopted, 6 ayes, 1 absent, Ms. Ortiz Franklin.

Mr. Yang recorded an advisory vote of aye.

Later in the meeting, Ms. Ortiz Franklin recorded an aye vote.

The final vote was 7 ayes.

NEW BUSINESS FOR ACTION

TAB 1. BOARD OF EDUCATION REPORT NO. 273-25/26
Donations of Money to the District

Karla Estrada, Deputy Superintendent of Instruction, responded to questions from Ms. Newbill.

The following speaker addressed the board:

- David Tokofsky, Community Member

Ms. Gonez moved that the report be adopted. Ms. Newbill seconded the motion.

On roll call vote, the report was adopted, 6 ayes, 1 absent, Ms. Ortiz Franklin.

Mr. Yang recorded an advisory vote of aye.

Later in the meeting, Ms. Ortiz Franklin recorded an aye vote.

The final vote was 7 ayes.

TAB 4. BOARD OF EDUCATION REPORT NO. 251-25/26
Approval of Routine Personnel Actions

Karla Estrada, Deputy Superintendent of Instruction, responded to a question from Ms. Newbill. *Staff will follow up in response to additional questions posed by Ms. Newbill.*

Mr. Schmerelson expressed his thanks to the Personnel Commission for changing the title of Library Aide to Library Technician.

Ms. Gonez moved that the report be adopted. Mr. Schmerelson seconded the motion.

On roll call vote, the report was adopted, 5 ayes, 2 absent, Mr. Melvoin and Ms. Ortiz Franklin.

Mr. Yang recorded an advisory vote of aye.

Later in the meeting, Ms. Ortiz Franklin and Mr. Melvoin recorded aye votes.

The final vote was 7 ayes.

TAB 8. BOARD OF EDUCATION REPORT NO. 285-25/26
Emergency Closure of Garfield Senior High School and Monterey Continuation High School; Request for Allowance of Attendance Due to Emergency Condition; Payment of Employees

Dr. Debra Bryant, Executive Director, School Operations, responded to questions from Dr. Rivas.

Ms. Gonez moved that the report be adopted. Mr. Schmerelson seconded the motion.

On roll call vote, the report was adopted, 5 ayes, 2 absent, Mr. Melvoin and Ms. Ortiz Franklin.

Mr. Yang recorded an advisory vote of aye.

Later in the meeting, Ms. Ortiz Franklin and Mr. Melvoin recorded aye votes.

The final vote was 7 ayes.

TAB 9. BOARD OF EDUCATION REPORT NO. 215-25/26
Approval of Procurement Actions

The following speakers addressed the Board:

- Rachelle Tunstall, Zum School Bus Services
- Maria Luisa Palma, Oleada, Inc.

Ms. Gonez moved that the report be adopted. Mr. Schmerelson seconded the motion.

Daniel Kang, Director of Transportation, responded to questions from Ms. Griego.

Ms. Griego requested staff provide what the cost would be for the District, if the employees and school buses were in-house, rather than contracting services out.

Pedro Salcido, Deputy Superintendent, Business Services and Operations, responded to questions from Ms. Griego.

Ms. Gonez requested that staff provide a year-over-year analysis since the District expanded the hours for bus drivers and implemented a training program. She indicated that it would be beneficial to assess the effectiveness of these initiatives, specifically whether the supports and training provided by the District are resulting in an increase in the hiring of bus drivers for LAUSD. And, as Mr. Salcido mentioned, while working on transportation for all and optimizing bus routes for greater student utilization, it is essential to leverage the available resources and consider how this initiative aligns with our workforce and the necessary infrastructure to accommodate the growing transportation demands of our students. More detailed information would be helpful, especially as the District is developing a new strategic plan. Additionally, how does this align with the District's ongoing discussions with labor partners regarding the hiring of additional bus drivers for LAUSD.

On roll call vote, the report was adopted, 7 ayes, with the following exception:

- Ms. Gonez voted no on Attachment B, Item I, Zum Services, LA Inc., and voted yes on the other items.

Mr. Yang recorded an advisory vote of aye.

- - -

Mr. McLean modified the Order of Business to allow action on a time certain item.

- - -

BOARD MEMBER RESOLUTIONS FOR ACTION

TAB 19. Ms. Newbill, Mr. Schmerelson, Dr. Rivas, Mr. Melvoin, Ms. Griego, Ms. Gonez, Ms. Ortiz Franklin, Mr. Yang – Opposing the Unlawful Transfer of U.S. Department of Education Functions to Other Federal Agencies (Res-034-25/26) (Noticed December 16, 2025)

Whereas, Congress established the U.S. Department of Education to ensure focused, expert, and coordinated federal support for the nation's public schools and students, and to uphold a national commitment to equitable, high-quality education for all;

Whereas, Federal law clearly grants Congress alone the authority to alter the functions and responsibilities of the Department of Education;

Whereas, For decades the Department has played an essential role in ensuring that all students, particularly those historically underserved including students of color, students from low-income backgrounds, students with disabilities, English learners, students experiencing homelessness, students in foster care, and others receive the services, protections, and educational opportunities to which they are legally entitled;

Whereas, The current administration announced this week its intention to unlawfully transfer numerous critical functions and offices of the Department of Education to other federal agencies, actions that would create widespread confusion, undermine congressional authority, and destabilize the nation's education system;

Whereas, Earlier this year, the illegal transfer of the Office of Career, Technical, and Adult Education to the Department of Labor (DOL) resulted in significant operational failures, including delayed guidance, disrupted training, and impeded access to funding for states and school districts demonstrating that such agencies lack the expertise, infrastructure, and capacity to administer education programs;

Whereas, Shifting additional programs to DOL, the Department of Health and Human Services, the Department of the Interior, and the Department of State would multiply bureaucratic barriers, reduce oversight, and force states, districts, families, and students to navigate unfamiliar agencies with no experience administering K–12 or higher education programs;

Whereas, Moving core functions of the Office of Elementary and Secondary Education—including management of Title I—to DOL is especially nonsensical and would erode critical oversight of annual assessments, school accountability, literacy initiatives, family engagement programs, charter and community school support, and services for migrant and homeless students, among others;

Whereas, DOL enforcement offices such as OSHA and the Wage and Hour Division are structured for workplace regulatory compliance, not for continuous improvement or partnership with state education agencies, and are therefore wholly unsuited to performing federal education duties;

Whereas, Public polling consistently shows that nearly two-thirds of U.S. adults oppose eliminating or weakening the Department of Education, demonstrating widespread

recognition of the harm such actions would cause to students and public schools;

Whereas, Anticipated future transfers of the Office for Civil Rights (OCR) and the Office of Special Education and Rehabilitative Services (OSERS) are deeply alarming, particularly given by OCR's recent dismissal of thousands of civil rights cases, leaving millions of students without remedies to enforce their federally protected rights;

Whereas, As the nation marks the 50th anniversary of the Individuals with Disabilities Education Act (IDEA), any attempt to transfer special education oversight to HHS represents a profound step backward, threatening to re-segregate and marginalize students with disabilities and diminish decades of progress; and

Whereas, These actions will distance students from the federal protections, resources, and support systems they rely upon, and the agencies designated to assume these responsibilities lack the relationships, expertise, and staffing required to fulfill them; now, therefore, be it

Resolved, That the Los Angeles Unified School District strongly condemn and oppose the administration's unlawful and irresponsible transfer of authority from the Department of Education to other federal agencies;

Resolved further, That the District opposes the firing of hundreds of workers within OSERS which oversees states' compliance with IDEA;

Resolved further, That District opposes the administration's actions towards the Department of Education's actions towards the Office of Civil Rights, which has abandoned its mission to uphold the rights of all students, especially those who are from traditionally marginalized communities;

Resolved further, That we call upon Congress to immediately reassert its constitutional authority, halt these unprecedented and legally dubious actions, and protect the integrity and mission of the U.S. Department of Education; and, be it finally

Resolved, That the District affirms our unwavering commitment to safeguarding the rights, opportunities, and educational futures of all students, and to ensuring that federal education policy remains grounded in equity, expertise, and the rule of law.

Remarks were heard from Ms. Newbill, and co-sponsor, Mr. Schmerelson regarding the resolution.

Mr. Schmerelson introduced a representative for Senator Lena A. Gonzalez, California Senator of the 33rd District. Anthony Regina, District representative for Senator Lena A. Gonzalez, spoke in strong support of the resolution.

Remarks were heard from co-sponsor Dr. Rivas.

Remarks were heard from Mr. Yang.

Remarks were heard from Ms. Griego.

Mr. Melvoin moved that the resolution be adopted. Dr. Rivas seconded the motion.

On roll call vote, the resolution was adopted, 6 ayes, 1 absent, Ms. Gonez.

Mr. Yang recorded an advisory vote of aye.

- - -
Mr. McLean resumed the Order of Business.
- - -

NEW BUSINESS FOR ACTION (continued)

TAB 10. BOARD OF EDUCATION REPORT NO. 120-25/26
Approval of Facilities Contracts Actions

Matthew Friedman, Chief Procurement Officer, responded to questions from Ms. Newbill and Mr. Melvoin.

Dr. Rivas moved that the report be adopted. Mr. Schmerelson seconded the motion.

On roll call vote, the report was adopted, 6 ayes, 1 absent, Ms. Gonez.

Mr. Yang recorded an advisory vote of aye.

TAB 12. BOARD OF EDUCATION REPORT NO. 282-25/26
Proposition 39 Charter Facilities Compliance for the 2026-2027 School Year - Finding and Written Statements of Reasons Why Certain Charter Schools Cannot be Accommodated on a Single School Site, and Determination of Necessity to Move

The following speakers addressed the Board:

- Keith Dell'Aquila, on behalf of Charter Public Schools

- - -
Board President Schmerelson passed the gavel to Dr. Rivas.
- - -

Dr. Rivas moved that the report be adopted. Ms. Newbill seconded the motion.

José Cole Gutiérrez, Senior Executive Director of Strategy, Office of the Chief of Staff, responded to questions from Dr. Rivas.

Jeanette Borden, Charter Schools Operations Manager, Charter Schools Division, responded to questions from Ms. Griego.

On roll call vote, the report was adopted, 4 ayes, 3 absent, Ms. Gonez, Ms. Ortiz Franklin, Mr. Schmerelson.

Mr. Yang recorded an advisory vote of aye.
Later in the meeting Mr. Schmerelson and Ms. Ortiz Franklin recorded aye votes.

The final vote was 6 ayes, 1 absent, Ms. Gonez.

BOARD MEMBER RESOLUTIONS FOR ACTION (continued)

TAB 20. Ms. Newbill, Dr. Rivas, Mr. Melvoin, Ms. Ortiz Franklin, Mr. Schmerelson, Mr. Yang – Recognizing January as Human Trafficking Awareness Month and Affirming Support for Student Safety and Prevention (Res-037-25/26) (Waiver of Board Rule 72)

Whereas, Human trafficking is a serious violation of human rights and a crime that involves the exploitation of individuals through force, fraud, or coercion for labor or sexual purposes;

Whereas, The State of California consistently ranks among the states with the highest reported cases of human trafficking, including cases involving minors and youth;

Whereas, The Los Angeles Unified School District recognizes January as Human Trafficking Awareness Month to raise public awareness, promote prevention efforts, and support survivors;

Whereas, Trafficking is happening in our K-12 schools, affecting students in middle and high school, who are groomed, recruited, and exploited often without anyone noticing;

Whereas, Traffickers connect with students through apps like Snapchat, Instagram, and Tik Tok, presenting themselves as romantic interest, modeling agents, or job recruiters;

Whereas, Children and adolescents are particularly vulnerable to human trafficking due to factors such as homelessness, foster care involvement, online exploitation, social isolation, economic instability, and lack of access to trusted adults;

Whereas, Schools play a critical role in the prevention of human trafficking by providing safe learning environments, promoting student awareness, fostering healthy relationships, and connecting students and families with support services;

Whereas, Educators, counselors, administrators, and school staff are often among the first trusted adults who may observe warning signs of exploitation and are uniquely positioned to respond in a trauma-informed and supportive manner; and

Whereas, Raising awareness about human trafficking supports student well-being, aligns with social-emotional learning goals, and reinforces the District's commitment to student safety, equity, and dignity; now, therefore, be it

Resolved, That the Governing Board of the Los Angeles Unified School District affirms its commitment to protecting students from exploitation by supporting age-appropriate, trauma-informed education focused on personal safety, healthy relationships, digital citizenship, help-seeking behaviors and data collection;

Resolved further, That the District encourages professional learning opportunities for staff to recognize indicators of human trafficking and to respond appropriately in

accordance with state law and mandated reporting requirements;

Resolved further, That the District encourages collaboration with families, community organizations, and public agencies to promote awareness, prevention, and access to resources for students who may be vulnerable or at risk; and, be it finally

Resolved, That the Board reaffirms its commitment to providing a safe, inclusive, and supportive educational environment where all students are treated with dignity and empowered to seek help without fear or stigma.

Remarks were heard from Ms. Newbill regarding the resolution.

- - -
Board President Schmerelson assumed the Chair.
- - -

Ms. Newbill introduced Hydee Feldstein Soto, Los Angeles City Attorney, who shared remarks in support of the resolution.

Remarks were heard from Mr. Schmerelson.

Ms. Feldstein Soto responded to comments by Ms. Newbill.

Remarks were heard from Dr. Rivas.

Remarks were heard from Ms. Griego.

Pedro Salcido, Deputy Superintendent, Business Services & Operations, responded to questions from Ms. Griego.

Remarks were heard from Mr. Melvoin in support of the resolution.

Remarks were heard from Mr. Yang.

Ms. Feldstein Soto responded to comments by Mr. Yang.

The following speaker addressed the Board:

- Diana Guillen, Parent

Mr. Schmerelson moved a waiver of Board Rule 72 to allow action on Res-037-25/26. Ms. Newbill seconded the motion.

On roll call vote, the motion was adopted, 4 ayes, 3 absent, Dr. Rivas, Ms. Gonez, Ms. Ortiz Franklin.

Mr. Yang recorded an advisory vote of aye.

Mr. Schmerelson moved that the resolution be adopted. Ms. Newbill seconded the motion.

On roll call vote, the resolution was adopted, 4 ayes, 3 absent, Dr. Rivas, Ms. Gonez, Ms. Ortiz Franklin.

Mr. Yang recorded an advisory vote of aye.

Later in the meeting Ms. Ortiz Franklin and Dr. Rivas recorded aye votes on the waiver and the action.

The final vote was 6 ayes, 1 absent, Ms. Gonez.

MISCELLANEOUS BUSINESS

TAB 22. Adoption of the Updated 2025-2026 LAUSD Committee Meeting Schedule (044-25/26)

Mr. McLean announced an amendment to reschedule the School Climate and Safety Committee meeting on February 26, 2026, from 1:00 PM to 2:00 PM.

Several board members left the dais.

Mr. McLean paused the meeting to determine the presence of a quorum.

Mr. McLean proceeded with the meeting upon the establishment of a quorum.

Mr. McLean reiterated the amendment to the Committee Meeting Schedule.

Mr. Melvoin moved that the item be adopted as amended. Mr. Schmerelson seconded the motion.

On roll call vote, the item was adopted as amended, 4 ayes, 3 absent, Dr. Rivas, Ms. Gonez, Ms. Ortiz Franklin.

Mr. Yang recorded an advisory vote of aye.

Later in the meeting Dr. Rivas and Ms. Ortiz Franklin recorded aye votes.

The final vote was 6 ayes, 1 absent, Ms. Gonez.

Later in the meeting, the following speaker addressed the Board:

- Maria Daisy Ortiz, Community member

- - -
Mr. McLean modified the Order of Business.
- - -

SPECIAL REPORTS

TAB 25. Receipt of the Annual Comprehensive Financial Report 2024-2025 (037-25/26)

Pedro Salcido, Deputy Superintendent, Business Services & Operations, provided highlights of the report.

Joe Moussa, Audit Partner, Simpson and Simpson CPAS, provided a brief presentation on the findings of their audit. The presentation highlighted the auditor's responsibilities, provided a high level executive

summary of the audit results, and outlined three key components: the financial statement audit, the federal compliance audit, and the state compliance audit.

The board members engaged in a discussion and raised questions regarding the presentation, which were addressed by Mr. Moussa, Superintendent Carvalho, and Soheil Katal, Chief Information Officer, Information Technology Services Division.

- - -
Mr. McLean resumed the Order of Business.
- - -

PUBLIC HEARINGS

TAB 24. Charter Petitions for Public Hearing (040-25/26)

Grover Cleveland Charter High (Board District 3, Region North, Middle performing) Consideration of the level of support for a renewal affiliated conversion charter petition requesting to serve up to 2,786 students (current enrollment 2,642) in grades 9-12 with a proposed term of 2026-2031 and a proposed location of 8140 Vanalden Avenue, Reseda, CA 91335.

Aspire Junior Collegiate Academy (Board District 5, Region East, Middle performing) Consideration of the level of support for a renewal start-up independent charter petition requesting to serve up to 330 students (current enrollment 314) in grades TK-5 with a proposed term of 2026-2031 and a proposed location of 6724 S. Alameda St., Huntington Park, CA 90255.

Aspire Centennial College Preparatory Academy (Board District 5, Region East, Middle performing) Consideration of the level of support for a renewal start-up independent charter petition requesting to serve up to 570 students (current enrollment 520) in grades 6-8 with a proposed term of 2026-2031 and a proposed location of 2079 Saturn Avenue, Huntington Park, CA, 90255.

Alain Leroy Locke College Preparatory Academy (Board District 7, Region South, Middle performing) Consideration of the level of support for a renewal conversion independent charter petition requesting to serve up to 1,800 students (current enrollment 996) in grades 9-12 with a proposed term of 2026-2031 and a proposed location of 325 E. 111th St. Los Angeles, CA 90061.

Mr. McLean read the following statement:

This constitutes a public hearing on:

- Grover Cleveland Charter High
- Aspire Junior Collegiate Academy
- Aspire Centennial College Preparatory Academy
- Alain Leroy Locke College Preparatory Academy

A maximum of 15 individuals who wish to address the Board on the item will be heard. Those who wish to speak should sign up online. Speakers will be called by name.

The following speakers addressed the Board:

- Janneth Johnson-Smith, Green Dot Public Schools
- Belen Ramirez, Locke College Preparatory Academy
- Gordon Gibbings, Green Dot Public Schools
- Noemi Covarrubias, The Children's Institute
- Alma Viera, Parent
- Tony Ginn, Locke College Preparatory Academy
- Natalie Dixon, Parent
- Maria Hernandez, Parent

The Board will be taking action on the charter petitions at a subsequent meeting.

- - -

Mr. McLean paused the meeting at 2:48 p.m. in order to facilitate general public comment at approximately 3:30 p.m.

- - -

- - -

Mr. McLean resumed the meeting at 3:13 p.m.

- - -

GENERAL PUBLIC COMMENT

The following speakers addressed the Board on the subjects indicated:

Gilbert Lopez, Student	Protection for students of color
Amber Sealey, Parent	Negative impact of technology in schools
Felix Maxwell, Student	Protection for students from ICE
Janay Tyler, Community Member	Community Based Safety programs
Tre'niece Thomas, Student	Safe passage programs
Ezekiel Getachew, Student	Funding for the Black Student Achievement Plan
Sasha Degood, Student	Holocaust education
Isabel Gonzalez, Parent	The need for Psychiatric Social Workers
Jennifer Lupo, Parent	Lack of Psychiatric Social Workers in schools
Layla, Student	Community Based Safety programs
Lucas Shane, Student	Expand antisemitism education in the District

ADJOURNMENT

Mr. Melvoin moved that the meeting be adjourned in memory of Emily Beutner, daughter of Austin Beutner, former LAUSD Superintendent. Dr. Rivas moved that the meeting be adjourned in the memory of Mayra Jimenez, Teacher, Wilshire Park Elementary.

The meeting adjourned at 3:47 p.m.

APPROVED BY THE BOARD:

SCOTT SCHMERELSON PRESIDENT	MICHAEL A. MCLEAN EXECUTIVE OFFICER OF THE BOARD

ll

BOARD OF EDUCATION OF THE CITY OF LOS ANGELES
Governing Board of the Los Angeles Unified School District

REGULAR BOARD MEETING MINUTES
Including Closed Session Items
333 South Beaudry Avenue, Board Room
1208 Magnolia Avenue, Gardena, CA 90247
9945 Laurel Canyon Blvd., Pacoima, CA 91331
10:00 a.m., Wednesday, January 28, 2026

The Los Angeles Board of Education acting as the Governing Board of the Los Angeles Unified School District met in regular session on Wednesday, January 28, 2026, at the Administrative Offices, Board Room, 333 South Beaudry Avenue, Los Angeles, California.

Mr. Michael A. McLean, Executive Officer of the Board of Education, called the meeting to order at 10:04 a.m.

The following Board Members were present: Ms. Sherlett H. Newbill, Dr. Rocío Rivas, Mr. Nick Melvoin, Ms. Karla Griego, Ms. Tanya Ortiz Franklin and Board President Scott Schmerelson.

Ms. Kelly Gonez joined the meeting remotely at approximately 10:18 a.m. pursuant to the traditional teleconferencing provisions of the Brown Act.

Superintendent Alberto M. Carvalho was also present.

CLOSED SESSION ITEMS (Purpose and Authority)

Mr. McLean announced that the following items would be discussed in closed session:

1. Student Discipline Matters (Education Code Section 48918[c][f])

2. Personnel (Government Code Section 54957)

   Public Employee Discipline/Dismissal/Release

   Public Employment

   Chief of Police
   Chief Risk Officer
   Director of Budget Services & Financial Planning
   Deputy Director of Facilities Maintenance and Operations
   Inspector General

   Superintendent's Evaluation

3. Conference with Legal Counsel

   Pending Litigation (Government Code Section 54956.9[d][1])

   Doe, Jane 1, et al. v. Los Angeles Unified School District, et al.

Los Angeles Superior Court Case No. 22VECV02618
1776 Project Foundation v. Alberto M. Carvalho, in his official capacity, et al.
U.S. District Court, Central District of California Case No. 2:26-cv-00548

4. Conference with Labor Negotiators (Government Code Section 54957.6)

Negotiator: Dr. Murphy
Employee Organizations:

Associated Administrators of Los Angeles
California School Employees Association
Los Angeles County Building and Construction Trades Council
Los Angeles School Police Association
Los Angeles School Police Management Association
Service Employees International Union, SEIU Local 99
Teamsters
United Teachers Los Angeles
District Represented Employees and Contract Management Personnel

Negotiator: Ms. Navera Reed
Unrepresented Employees:

Chief of Police
Chief Risk Officer
Director of Budget Services & Financial Planning
Deputy Director of Facilities Maintenance and Operations
Inspector General

PUBLIC COMMENT

The following speakers addressed the Board on the subjects indicated:

Tab 4: Conference with Labor Negotiators

- David Tokofsky, Community member

General Public Comment

Carol Landaverde, Parent	Concerns regarding special education services at Thomas Starr King Middle School
Todd Grabarsky, Parent	Opposes EdTech at schools
Bridie Lee, Parent	Block YouTube on school devices
Maria Luisa Palma, Oleada Inc.	Declining enrollment and inequity
Kate Brody, Schools Beyond Screens	Opposes EdTech at schools
Diana Guillen, Parent	Concerns regarding special education services
María Daisy Ortiz, Community Member	Parental concerns
Sandra Martinez Roe, Schools Beyond Screens	Opposes EdTech at schools
Nicollette Santos, Parent	Opposes overuse of EdTech at schools
Isabel González, Parent	Support for school police
Elizabeth Newman, Parent	Opposes EdTech at schools

Kristina Brown, Parent	Opposes EdTech at schools
Anya Meksin, Schools Beyond Screens	Opposes EdTech at schools
Marcela Garcia, Parent	Budget cuts, support for school police
Dr. Deanna Eichenstein, Schools Beyond Screens	Opposes EdTech at schools

- - -

The Board recessed the public portion of the closed session meeting at 10:52 a.m. Closed session discussion began at 10:57 a.m. and ended at 2:50 p.m. The following Board Members were present: Ms. Newbill, Dr. Rivas, Mr. Melvoin, Ms. Griego, Ms. Ortiz Franklin, and Board President Schmerelson. Ms. Gonez was present via Zoom.

- - -

The Board reconvened the public portion of the closed session meeting at 2:55 p.m.

The following Board Members were present: Mr. Melvoin, Ms. Griego, Ms. Ortiz Franklin and Board President Schmerelson.

Ms. Newbill arrived at approximately 2:57 p.m.

Dr. Rivas and Ms. Gonez were absent.

Mr. McLean announced the following reportable actions resulting from the closed session discussion:

- The Board of Education approved the expulsion of students in case numbers, 27-25/26, 28-25/26, and 30-25/26 with the recommended dispositions. The vote was 7 ayes.

- The Board of Education approved the expulsion of student in case number 29-25/26 with the recommended dispositions. The vote was 6 ayes, 1 no (Mr. Schmerelson).

- The Board of Education approved the conditional enrollment of students in case numbers, 13A-25/26 and 14A-25/26, with the recommended dispositions. The vote was 7 ayes.

- The Board of Education authorized the dismissal of 1 classified employee. The vote was 7 ayes.

- The Board of Education appointed Donald R. Graham, Jr., to the position of Chief of Police with the term beginning on February 11, 2026, and ending on June 30, 2028. Terms and conditions will be available upon the finalization of the agreement. The vote was 5 ayes and 2 noes (Ms. Griego and Dr. Rivas).

- The Board of Education appointed Beiwei Tu to the position of Chief Risk Officer with the term beginning on February 11, 2026, and ending on June 30, 2028. Terms and conditions will be available upon the finalization of the agreement. The vote was 7 ayes.

- The Board of Education appointed Woineshet Gebeyaw to the position of Director of Budget Services & Financial Planning with the term beginning on February 11, 2026, and ending on June 30, 2028. Terms and conditions will be available upon the finalization of the agreement. The vote was 7 ayes.

- The Board of Education appointed Adrian Pacheco to the position of Deputy Director of Facilities Maintenance and Operations with the term beginning on February 11, 2026, and ending on June 30, 2028. Terms and conditions will be available upon the finalization of the agreement. The vote was 7 ayes.

- The Board of Education authorized the settlement in the case of Doe, Jane 1, et al. v. Los Angeles Unified School District, et al. (LASC Case No. 22VECV02618). Terms and conditions will be available upon the finalization of the agreement. The vote was 7 ayes.

ADJOURNMENT

By general consent, the meeting was adjourned at 2:57 p.m.

APPROVED BY THE BOARD: **JUNE 12, 2026**

SCOTT M. SCHMERELSON PRESIDENT	MICHAEL MCLEAN EXECUTIVE OFFICER OF THE BOARD

mg

BOARD OF EDUCATION OF THE CITY OF LOS ANGELES
GOVERNING BOARD OF THE LOS ANGELES UNIFIED SCHOOL DISTRICT

REGULAR MEETING MINUTES
Including Closed Session Items
333 South Beaudry Avenue, Board Room
1208 Magnolia Avenue, Gardena, CA 90247
9945 Laurel Canyon Blvd., Pacoima, CA 91331
10:00 a.m., Wednesday, February 11, 2026

The Los Angeles Board of Education acting as the Governing Board of the Los Angeles Unified School District met in regular session on Wednesday, February 11, 2026, at the Administrative Offices, Board Room, 333 South Beaudry Avenue, Los Angeles, California.

Executive Officer of the Board Michael A. McLean called the meeting to order at 10:03 a.m.

The following Board Members were present: Ms. Sherlett H. Newbill, Dr. Rocio Rivas, Mr. Nick Melvoin, Ms. Karla Griego, Ms. Kelly Gonez, Ms. Tanya Ortiz Franklin and Board President Scott Schmerelson.

Superintendent Alberto M. Carvalho was present.

CLOSED SESSION ITEMS (Purpose and Authority)

Mr. McLean announced that the following items would be discussed in closed session:

1. Student Discipline Matters (Education Code Section 48918[c][f])

2. Personnel (Government Code Section 54957)

   Public Employee Discipline/Dismissal/Release

   Superintendent's Evaluation

3. Conference with Legal Counsel

   Pending Litigation (Government Code Section 54956.9[d][1])

   Jane MCB Doe, et al. v. Los Angeles Unified School District, et al.
   Los Angeles Superior Court Case No. 25STCV05375

4. Conference with Labor Negotiators (Government Code Section 54957.6)

   Negotiator: Dr. Murphy
   Employee Organizations:

   Associated Administrators of Los Angeles/ Teamsters 2010
   California School Employees Association

Los Angeles County Building and Construction Trades Council
Los Angeles School Police Association
Los Angeles School Police Management Association
Service Employees International Union, SEIU Local 99
Teamsters
United Teachers Los Angeles
District Represented Employees and Contract Management Personnel

Negotiator: Ms. Navera Reed
Unrepresented Employees:

Conversion of Senior Management Contracts

Classified
Deputy Director of Facilities Program Support Services
Deputy Director of Facilities Project Execution
Associate General Counsel II (5)
Deputy Chief Information Security Officer
Deputy Director of Facilities Planning and Development
Deputy Director of Facilities Project Execution

Certificated
Executive Director, Student Integration Services
Executive Director, Federal & State Education Programs
Executive Director, Adult and Career Education
Executive Director, Special Education
Executive Director, Multilingual and Multicultural Education
Executive Director, Secondary Education
Senior Director, School Culture, Climate and Safety

PUBLIC COMMENT

The following speakers addressed the Board on the subjects indicated:

General Public Comment

- Dr. Peter Watts, Watts of Power Foundation — Recruitment of black educators in the District
- Liat Shiloah, Watts of Power Foundation — Recruitment of black educators in the District
- Siray Rogers, Watts of Power Foundation — Recruitment of black educators in the District
- Maria Luisa Palma, Oleada, Inc. — Support of school police on school campuses
- Alejandra Castañeda, School Volunteer — Parent Involvement
- Sandra Martinez Roe, Schools Beyond Screens — Concerns regarding technology in the classroom
- Kristina Brown, Parent — Concerns regarding technology in the classroom
- Todd Grabarsky, Parent — LAUSD Responsible Use Policy
- D'Antonie Dixon, Watts of Power Foundation — Recruitment of black educators
- Dr. Deanna Eichenstein, Parent — Invest in teachers over technology
- Diana Guillen, Parent — Student safety
- Carol Landaverde, Parent — Student safety
- Dolores Gomez, Parent — Concerns at Maywood Elementary

• Anya Meksin, Schools Beyond Screen	Concerns regarding technology in the classroom
• Bridie Lee, Community Member	Concerns regarding technology in the classroom
• Andrea Self, Parent	Disturbing content on school issued devices
• Ivan Ulloa, Parent	Concern at Fullbright Elementary
• Daniel T. Mackenzie, Parent	Concerns about increase use of screentime in schools

- - -

The Board recessed the public portion of the closed session meeting at 10:52 a.m. Closed session discussion began at 11:00 a.m. and ended at 3:17 p.m. The following Board Members were present: Ms. Newbill, Dr. Rivas, Mr. Melvoin, Ms. Griego, Ms. Gonez, Ms. Ortiz Franklin and Board President Schmerelson.

- - -

The Board reconvened the public portion of the closed session meeting at 3:20 p.m.

The following Board Members were present: Ms. Newbill, Mr. Melvoin, Ms. Ortiz Franklin, and Mr. Schmerelson.

Dr. Rivas, Ms. Griego, and Ms. Gonez were absent.

Mr. McLean announced the following reportable actions resulting from the closed session discussion:

- The Board of Education approved the expulsion of the students in case numbers 031-25/26 and 032-25/26 with the recommended dispositions.

  The vote was 6 ayes, and one noe, Board President Schmerelson.

- The Board of Education approved the expulsion of the student in case number 033-25/26 with the recommended disposition.

  The vote was 7 ayes.

- The Board of Education approved the conditional enrollment of the students in case numbers 015A-25/26, 016A-25/26,with the recommended disposition.

  The vote was 7 ayes.

- The Board of Education authorized the dismissal of 3 Classified employees, 2 Certificated employees, and the demotion of one principal.

  The vote was 7 ayes.

- The Board of Education authorized the settlement in the case of Jane MCB Doe, et al. v. Los Angeles Unified School District, et al. (Los Angeles Superior Court Case No. 25STCV05375). Terms and conditions will be available upon the finalization of the agreement.

  The vote was 7 ayes.

- The Board of Education authorized the following conversion of Senior Management Contracts to regular Senior Management Contract positions:

- - -

Mr. McLean acknowledged for the record that Ms. Gonez was presently in attendance.

- - -

Classified

- Deputy Director of Facilities Program Support Services
- Deputy Director of Facilities Project Execution
- Associate General Counsel II (5)
- Deputy Chief Information Security Officer
- Deputy Director of Facilities Planning and Development
- Deputy Director of Facilities Project Execution

Certificated

- Executive Director, Student Integration Services
- Executive Director, Federal & State Education Programs
- Executive Director, Adult and Career Education
- Executive Director, Special Education
- Executive Director, Multilingual and Multicultural Education
- Executive Director, Secondary Education
- Senior Director, School Culture, Climate and Safety

The vote was 7 ayes.

- The Board of Education authorized the non-reelection of 31 probationary 2 certificated employees.

The vote was 7 ayes.

ADJOURNMENT

On general consent, the meeting adjourned at 3:23 p.m.

APPROVED BY THE BOARD:

SCOTT SCHMERELSON PRESIDENT	MICHAEL A. MCLEAN EXECUTIVE OFFICER OF THE BOARD

BOARD OF EDUCATION OF THE CITY OF LOS ANGELES
GOVERNING BOARD OF THE LOS ANGELES UNIFIED SCHOOL DISTRICT

REGULAR MEETING MINUTES
Including Closed Session Items
333 South Beaudry Avenue, Board Room
1208 Magnolia Avenue, Gardena, CA 90247
9945 Laurel Canyon Blvd., Pacoima, CA 91331
10:00 a.m., Wednesday, March 11, 2026

The Los Angeles Board of Education acting as the Governing Board of the Los Angeles Unified School District met in regular session on Wednesday, March 11, 2026, at the Administrative Offices, Board Room, 333 South Beaudry Avenue, Los Angeles, California.

Michael A. McLean, Executive Officer of the Board called the meeting to order at 10:03 a.m.

The following Board Members were present: Ms. Sherlett H. Newbill, Mr. Nick Melvoin, Ms. Tanya Ortiz Franklin and Board President Scott Schmerelson.

Acting Superintendent Andres Chait was present.

Dr. Rocio Rivas arrived at 10:09 a.m.

Ms. Karla Griego and Ms. Kelly Gonez arrived at 10:10 a.m.

CLOSED SESSION ITEMS (Purpose and Authority)

Mr. McLean announced that the following items would be discussed in closed session:

1. Student Discipline Matters (Education Code Section 48918[c][f])

2. Personnel (Government Code Section 54957)

    Public Employee Discipline/Dismissal/Release

    Acting Superintendent's Evaluation

    Public Employment

        Acting General Superintendent
        Inspector General

3. Conference with Legal Counsel

    Pending Litigation (Government Code Section 54956.9(d)(1)

        Jane LMA Doe v. Los Angeles Unified School District, et al.
        Los Angeles Superior Court Case No. 22NWCV01690

1776 Project Foundation v. Alberto M. Carvalho, et al.
United States District Court Case No. 2:26-cv-00548

Gabriella Charter Schools v. California Department of Education, Los Angeles Unified School District, et al.
Los Angeles Superior Court Case No. 25STCP04289

4. Conference with Labor Negotiators (Government Code Section 54957.6)

Negotiator: Ms. Murphy
Employee Organizations:

Associated Administrators of Los Angeles/ Teamsters 2010
California School Employees Association
Los Angeles County Building and Construction Trades Council
Los Angeles School Police Association
Los Angeles School Police Management Association
Service Employees International Union, SEIU Local 99
Teamsters
United Teachers Los Angeles
District Represented Employees and Contract Management Personnel

Negotiator: Ms. Navera Reed
Unrepresented Employees:

Acting General Superintendent
Inspector General

PUBLIC COMMENT

Tab 2. Personnel (Government Code Section 54957)

- David Tokofsky, Community Member

Tab 4. Conference with Labor Negotiators (Government Code Section 54957.6)

- Juan Mangandi, Community Member

The following speakers addressed the Board on the subjects indicated:

General Public Comment

• Maria Luisa Palma, Oleada, Inc.	Second interim budget discussion
• Dylan Marder, Community Member	Concerns regarding technology in the classroom
• Monica Arrazola, Parent	School safety
• Claire Marder, Member, Schools Beyond Screens	Concerns regarding technology in the classroom
• Mike Pearl, Parent	Concerns regarding technology in the classroom
• Katie Pace, Parent	Concerns regarding technology in the classroom
• Diana Guillen, Community Member	Concerns regarding various topics

• Kristina Brown, Parent	Concerns regarding technology in the classroom
• Thakur Singh, Student	Virtual Academy independent graduation
• Jamila, Student	Virtual Academy independent graduation
• Kristhofer, Student	Virtual Academy independent graduation
• Deanna Eichenstein, Schools Beyond Screen	Concerns regarding technology in the classroom
• Deanna, Student	Virtual Academy independent graduation
• Johana Galdamez, Student	Virtual Academy independent graduation
• Maria Daisy Ortiz, Community Member	Concerns regarding technology in the classroom

- - -

The Board recessed the public portion of the closed session meeting at 10:46 a.m. Closed session discussion began at 10:58 a.m. and ended at 4:31 p.m. The following Board Members were present: Ms. Sherlett H. Newbill, Dr. Rocío Rivas, Mr. Nick Melvoin, Ms. Karla Griego, Ms. Kelly Gonez, Ms. Tanya Ortiz Franklin and Board President Scott Schmerelson. Acting Superintendent Andres Chait was present.

- - -

The Board reconvened the public portion of the closed session meeting at 4:38 p.m.

The following Board Members were present: Ms. Newbill, Mr. Melvoin, Ms. Griego, and Mr. Schmerelson.

Dr. Rivas, Ms. Gonez, and Ms. Ortiz Franklin were absent.

Mr. McLean announced the following reportable actions resulting from the closed session discussion:

- The Board of Education approved the expulsion of the students in case numbers 034-25/26, 035-25/26, 036-25/26, 037-25/26, 038-25/26, 039-25/26, 040-25/26, 041-25/26, 042-25/26, 043-25/26, 044-25/26, with the recommended dispositions.

  The vote was 7 ayes.

- The Board of Education approved the conditional enrollment of the students in case numbers 017A-25/26, and 018A-25/26,with the recommended dispositions.

  The vote was 7 ayes.

- The Board of Education authorized the dismissal of 3 Classified employees, and 1 Certificated employee.

  The vote was 7 ayes.

- The Board of Education authorized the settlement in the case of Jane LMA Doe. v. Los Angeles Unified School District, et al. (LASC Case No. 22NWCV01690). Terms and conditions will be available upon the finalization of the agreement.

  The vote was 7 ayes.

ADJOURNMENT

On general consent, the meeting adjourned at 4:40 p.m.

APPROVED BY THE BOARD:

SCOTT SCHMERELSON PRESIDENT	MICHAEL A. MCLEAN EXECUTIVE OFFICER OF THE BOARD

Return to Order of Business

TAB 35

(Item withdrawn prior to meeting)