

2023-24 Proposed Budget

Board of Education Meeting
June 20, 2023



Guiding Principles for Budget Development

Align to 2022–26 Strategic Plan

- Align funds to implement Strategic Plan Priorities and Strategies in order to reach the District Goals: Postsecondary Success, Literacy, Numeracy, and Social-Emotional/Wellness

Empower Student Achievement

- Address the immediate needs in our schools
- Strategically use one-time funds and continue progress monitoring to pivot strategies as needed

Budget with Equity and Urgency

- Spend funds on the students that generate them in the budget year for which the funds are generated
- Ensure an equitable distribution of resources that meets the immediate needs of students

Invest in Our Workforce

- Maintain staffing levels necessary to meet the needs of our students across the District, and to target interventions for our highest-need students

Protect Fiscal Sustainability

- Transition responsibly to a state where COVID funds will no longer be available, and reserves are used prudently
- Address the District's long-term liabilities, like Other Post-Employment Benefits and non-General Obligation funded capital needs

2023–24 Budget Highlights

Our strategic, equity-driven, and historic **investments in staff** and our schools lead us towards being the premier urban school district in America. **Over \$4.2 billion through 2025–26 invested in:**

Class size reduction by 2 in all academic, TK–12 classes

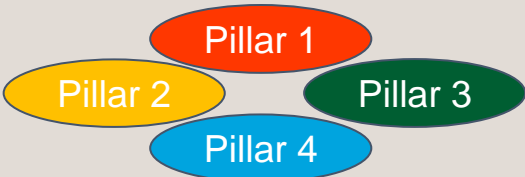
PSWs, PSAs, Academic Counselors, and Psychologists

Additional professional development every Tuesday

Additional college counselor in all HS with 900+ students

Increased compensation for district staff

2023-24 Budget Highlights



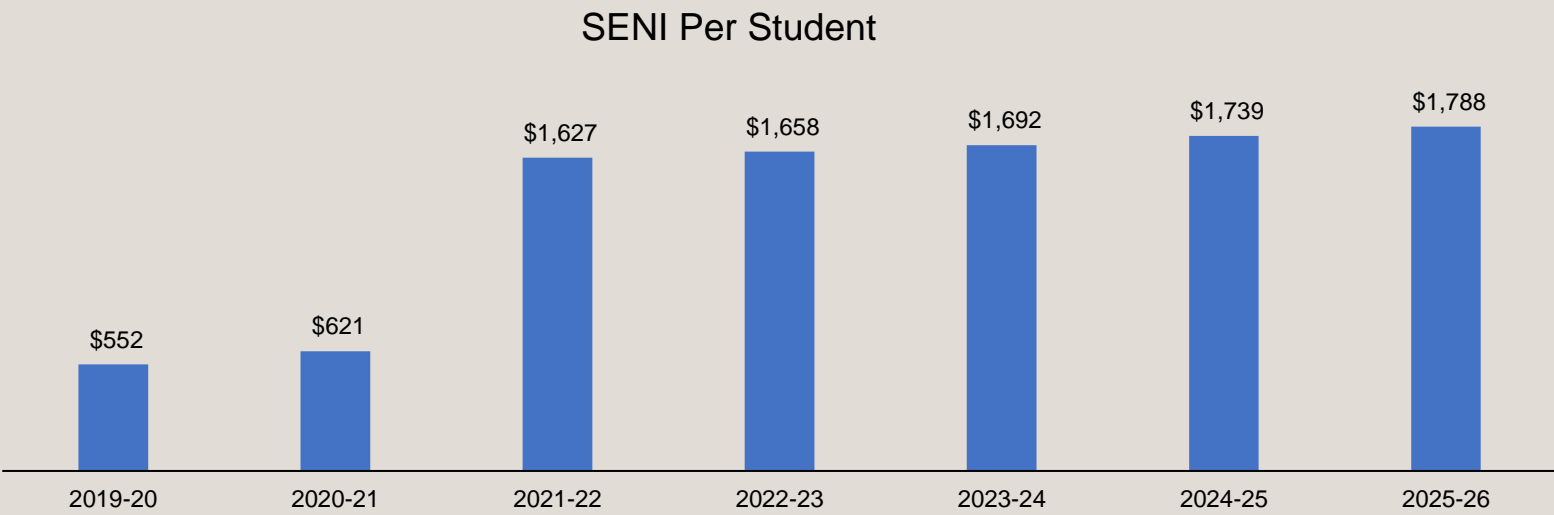
Closing Equity Gaps	SENI allocation maintained	\$700M	1 2 3	BSAP allocation maintained	\$125M	1	Prop 28 arts funds allocated to schools	\$59M	1
Tiered Academic Supports	Literacy & Numeracy Acceleration Strategies	\$122M	1	Educational Transformation Office (Priority, BSAP, HEET)	\$5M	1	Equitable School Performance Office	\$4M	4
Leading-Edge Programming	Universal Transitional Kindergarten for All 4-Year Olds	\$57M	1 4	Expanded Learning Opportunities Program & Cultural Arts Passport	\$914M	1	Dual Language Education	\$132M	1
Sustainability Initiatives	Greening & Sustainability	\$35M	4	IT & Cyber-Security Enhancements	\$176M	4	Modernizing Facilities	\$650M	4

This Budget Does Not...

- Lay off employees
- Reduce health benefits for employees or retirees
- Reduce the Student Equity Needs Index (SENI)
- Reduce the Black Student Achievement Plan (BSAP)
- Eliminate literacy and numeracy interventions
- Reduce student mental health supports
- Make wholesale reductions to student programs
- Reduce afterschool investments
- Reduce investments in community-based organizations

SENI

SENI allocation has grown substantially over time, and has been maintained at \$700M since 2021-22



Note: Norm Day enrollment used for all years except 2023-24, 2024-25, and 2025-26, where estimated enrollment used

Black Student Achievement Plan (BSAP)

LCAP Action	2023-24 Amount (in millions)
7.01 – BSAP Academic Supports	\$24.8
7.02 – BSAP Community Partnerships	\$16.5
7.03 – BSAP Development of African-American Studies	\$2.1
7.04 – BSAP School Climate and Wellness Supports	\$59.6
7.05 – BSAP Community-Based Safety Pilots	\$22.5
TOTAL	\$125.4

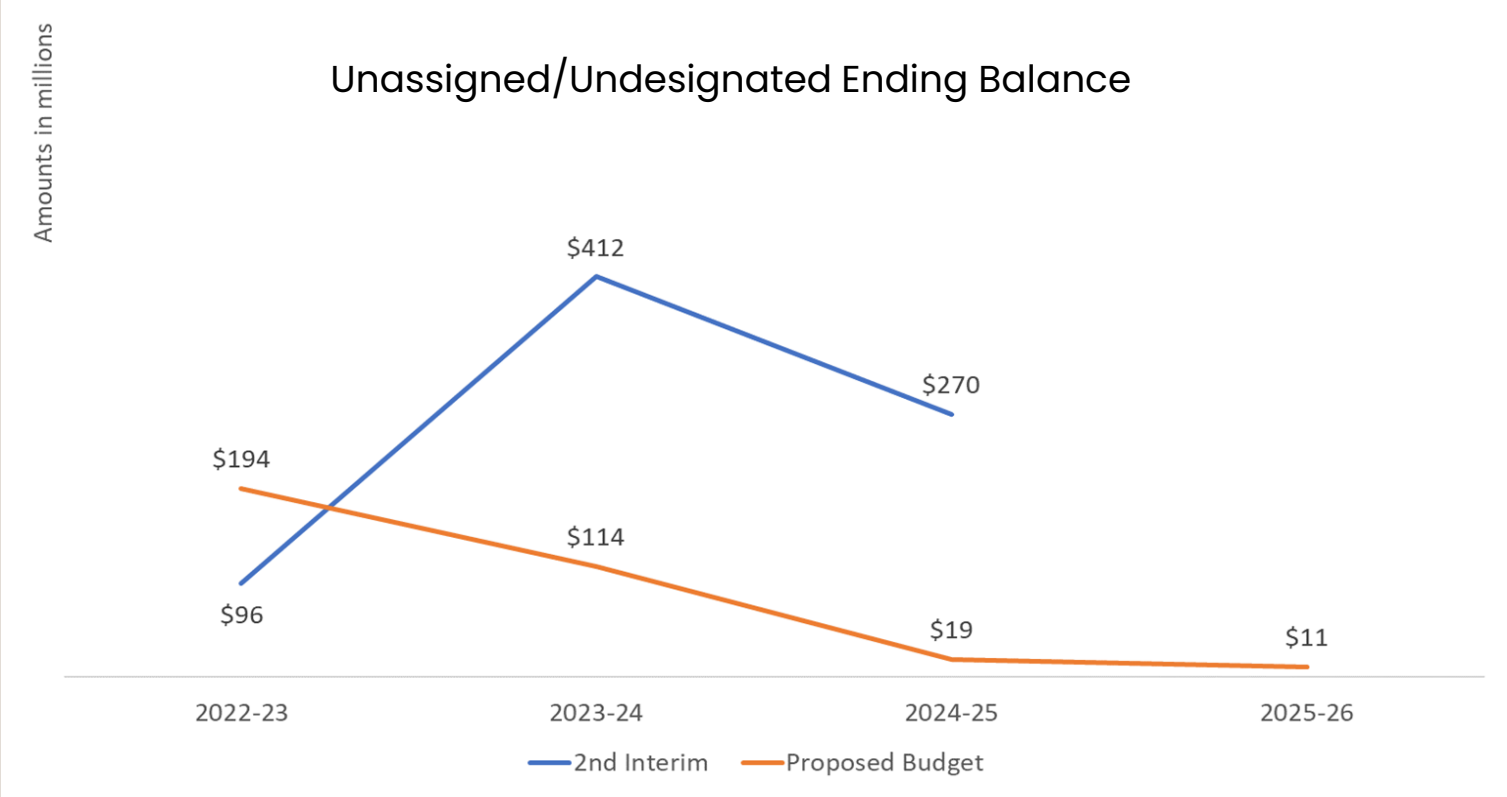
Literacy and Numeracy Interventions

- The District is implementing a long-term funding strategy for literacy and numeracy intervention strategies
- The District intends to use eligible, recurring, and supplemental funding sources, including Title I funds

Community Schools

(amounts in millions)	2023-24 Amount
California Community Schools Partnership Program-Implementation Grant	\$9.4
Other General Fund	\$21.0
Total	\$30.4

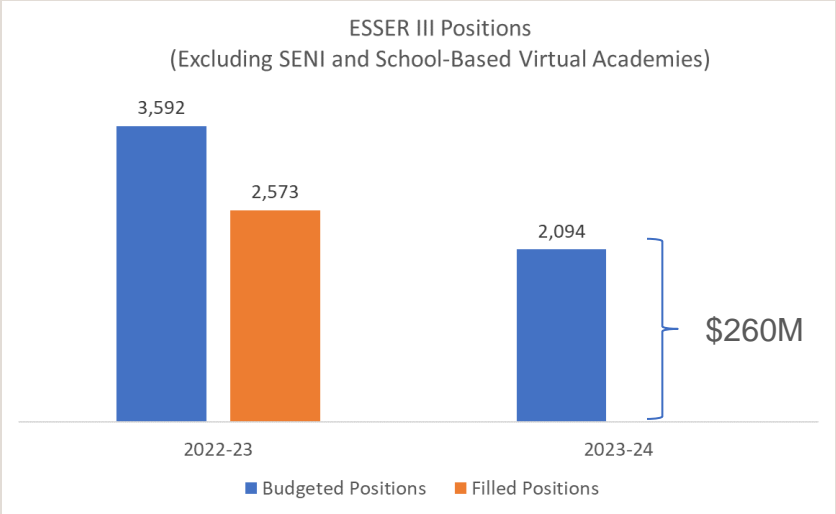
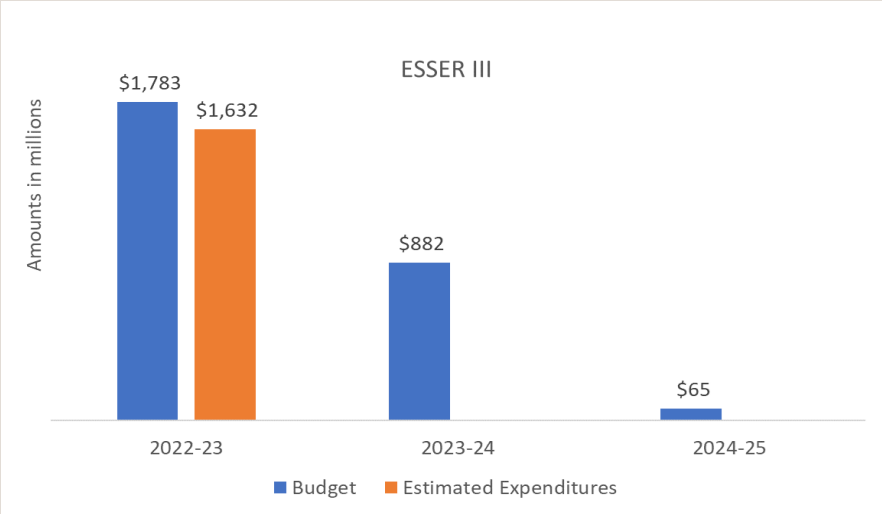
Multi-Year Projection



Factors Not Reflected in Multi-Year Projection

- Anticipated changes in compensation
 - Labor agreements
 - Future Health & Welfare Agreement
- Additional OPEB contributions
- Additional contributions to Liability Self-Insurance (LSI)
- Impact of State's Enacted Budget

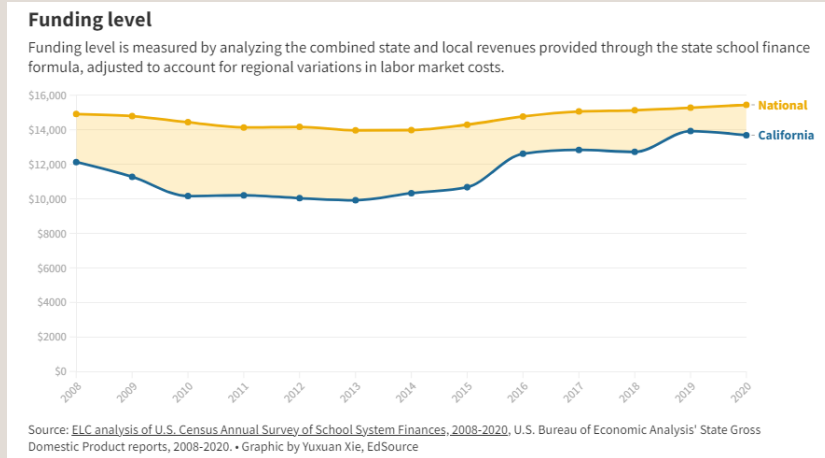
Sunsetting of ESSER III



- Funds must be expended by **9/30/2024**
- SENI and Virtual Academy (school-based) positions not funded with ESSER in 2023-24
- The \$5.6 billion of total ESSER III funds represents almost 50% of one fiscal year's General Fund budget**

CA Funding Level Below National Average

- As of January 2023, CA is the 5th largest economy in the *world*
- However, in 2019–20, CA ranked 33rd in spending per student in state and local funding
 - The state comparisons do not include federal funding or capital expenditures, and are adjusted to reflect regional costs
- CA's ranking has improved since ranking 49th in 2009–10, but it remains below the national average, and its funding level is about half that of New York



Looking Ahead

