Los Angeles Unified School District
Tuesday, September 15, 2026 10:15 AM
Board of Education
ORDER OF BUSINESS - Final

Scott M. Schmerelson, President
Dr. Rocío Rivas, Vice President
Sherlett H. Newbill
Nick Melvoin
Karla Griego
Kelly Gonez
Tanya Ortiz Franklin

Andrés E. Chait
Superintendent

333 S. Beaudry Ave., Los Angeles, CA 90017
1208 Magnolia Ave., Gardena, CA 90247
9945 Laurel Canyon Blvd., Pacoima, CA 91331
Board Room

Roll Call of Members

Pledge of Allegiance

Land Acknowledgment

Board President's Reports

Labor Partners
Committee Chair Reports
- Generative AI Ad Hoc Committee
- Special Education Committee
- Curriculum and Instruction Committee

Superintendent's Reports

Consent Items

Items for action below assigned by the Board at the meeting to be adopted by a single vote. Any item may be pulled off of consent for further discussion by any Board Member at any time before action is taken.

General Public Comment (Approximately 3:30 P.M.)

Providing Public Comment
The Board of Education encourages public comment on the items for action on this Regular Board Meeting agenda and all other items related to the District. Any individual wishing to address the Board must register to speak using the Speaker Sign Up website: https://boardmeeting.lausd.net/speakers, and indicate whether comments will be provided over the phone or in person. Registration will open 24 hours before the meeting. Each action item will allow for 10 speakers, except those items for which a Public Hearing will be held will allow for 15 speakers, and 20 speakers may sign up for general Public Comment.

Each speaker will be allowed a single opportunity to provide comments to the Board, with the exception of public hearings, and shall be given 2 minutes for their remarks. Speakers signed up to speak on an agenda item must constrain their remarks specifically to the item or items on the agenda or may be ruled out of order.

Public comment can be made in-person or by telephone, and members of the public must sign up online for either method, as described above. Members of the public can only make remote public comment by calling 1-888-475-4499 (Toll Free) and entering the Meeting ID: 879 7060 8197.

Speakers addressing items not on the agenda will be heard at approximately 3:30 p.m. Speakers commenting on items on the consent calendar will be heard prior to the Board's consideration of the items, and speakers on items not on the consent calendar will be heard when the item is before the Board.

Speakers who do not register online to provide comments may use the following alternative methods to provide comments to Board Members:
• Email all Board Members at boardmembers@lausd.net;
• Mail comments via US Mail to 333 S. Beaudry Ave., Los Angeles, CA 90017; and
• Leave a voicemail message at 213-443-4472 or fax 213-241-8953.Communications received by 5 p.m. the day before the meeting will be distributed to all Board Members.

Speakers who have registered to provide public comments over the phone need to follow these instructions:

1. Call 1-888-475-4499 (Toll Free) and enter Meeting ID: 879 7060 8197 at the beginning of the meeting.
2. Press #, and then # again when prompted for the Participant ID.
3. Remain on hold until it is your turn to speak.
4. Call in from the same phone number entered on the Speaker Sign Up website. If you call from a private or blocked phone number, we will be unable to identify you.
5. When you receive the signal that your phone has been removed from hold and or unmuted, please press *6 (Star 6) to be brought into the meeting.

Requests for Speaker Name Changes
If you wish to give your speaking slot to another person, you may do so in one of two ways:
- Transfer your time at the podium when your name is called, or
- Contact the Office of the Board Secretariat to remove your name so your replacement can sign up.

Please note that if you remove your name in advance, your spot is not held and may be taken by another member of the public before your replacement registers.

Please contact the Board Secretariat at 213-241-7002 if you have any questions.

The Office of the Inspector General would like to remind you that they investigate the misuse of LAUSD funds and resources as well as retaliation for reporting any misconduct. Anyone can make a report via the OIG hotline on their website (https://www.lausd.org/oig), by telephone at 213-241-7778 or 866-528-7364, or by emailing inspector.general@lausd.net. Reports are confidential and you can remain anonymous if you wish.

Attending the Meeting
Please note there are three ways members of the public may watch or listen this Regular Board Meeting: (1) online (Live stream or join the zoom webinar) (2) by telephone by calling 1-888-475-4499 (Toll Free) and entering the Meeting ID: 879 7060 8197, or (3) in person.

New Business for Action

1. **Rep-043-26/27**
Donations of Money to the District
Finance Office

(Donations of Money to the District) Recommends approval of the donations of money to the District totaling $133,662.33.

Attachments: Signature Page
Attachment A - List of Donations of Money

2. **Rep-044-26/27**
Report of Cash Disbursements
Finance Office

(Report of Cash Disbursements) Recommends the ratification of cash disbursements amounting to $1,058,950,333.05 made by the District from July 1 to July 31, 2026.

Attachments: Signature Page

3. **Rep-025-26/27**
Approval of Routine Personnel Actions
Human Resources Division

(Approval of Routine Personnel Actions) Recommends approval of 3,469 routine personnel actions including, but not limited to elections, promotions, transfers, leaves, terminations, separations, permits, contracts, and senior management contracts.

Attachments: Signature Page
Attachment A - Administrative Regulations 4214
Attachment B - Number of Routine Personnel Actions
Attachment C - Routine Personnel Actions
Attachment D - Senior Management Contracts

4. **Rep-026-26/27**
Provisional Internship Permits
Human Resources Division

(Provisional Internship Permits) Recommends approval of 4 teachers to be employed under the Provisional Internship Permits.

Attachments: Signature Page
Attachment A - Teachers with Provisional Internship Permits

5. **Rep-035-26/27**

Ratification of Non-Formula Grant Agreements:
Office of Grants Administration

(Ratification of Non-Formula Grant Agreements:) Recommends the ratification of those actions related to the application for, and receipt of non-formula grants, including the execution of related agreements and documents, taken by the Office of Grants Administration and Office of the Superintendent within delegated authority as listed in Attachment "A".

Attachments: Signature Page
Attachment A - Ratification of Non-Formula Grants List

6. **Rep-034-26/27**

Request for Approval of California Education Policy Agenda
Office of Legislative Affairs and Governmental Relations

(Request for Approval of California Education Policy Agenda) Recommends authorizing the Office of Governmental Relations (OGR), on behalf of Los Angeles Unified, to adopt the Policy Agenda as a multi-year strategic roadmap that will help inform the District's short-term and longer-term advocacy objectives. This document will be shared with the Governor's Administration, the State Superintendent of Public Instruction and the State Legislature. All priorities and proposals in the Policy Agenda align with and support the goals, strategies, and initiatives of the District's 2026-30 Strategic Plan.

Attachments: Signature Page
Attachment A - LAUSD 2026 Education Policy Agenda

7. **Rep-018-26/27**

Approve the Definition of Four Seismic Modernization Projects and Amend the Facilities Services Division Strategic Execution Plan to Incorporate Therein
Facilities Services Division

(Approve the Definition of Four Seismic Modernization Projects and Amend the Facilities Services Division Strategic Execution Plan to Incorporate Therein) Recommends definition and approval of four seismic modernization projects as detailed in Exhibit A; amendment of the Facilities Services Division (Facilities) Strategic Execution Plan (SEP) to incorporate therein; and authorization for the Chief Procurement Officer, Chief Facilities Executive, and/or designee(s) to take all legally permissible actions to implement the projects including executing instruments, budget modifications, and procurement of equipment and materials.

Attachments: Signature Page
Exhibit A - Scope, Budget, and Schedule for Four Seismic Modernization Projects
Exhibit B - BOC Resolution
Exhibit C - BOC Presentation

8. **Rep-030-26/27**

Approval of the Use of Bond Program Funds to Support the Purchase of 50 Electric School Buses, and Amend the Transportation Services Branch's Strategic Execution Plan to Incorporate Therein
Transportation Services Branch

(Approval of the Use of Bond Program Funds to Support the Purchase of 50 Electric School Buses, and Amend the Transportation Services Branch's Strategic Execution Plan to Incorporate Therein) Recommends approval to utilize $5.5 million of Bond Program Funds to offset the costs to purchase 50 electric school buses and amend the Transportation Services Branch's (TSB) Strategic Execution Plan (SEP) to incorporate therein.

Attachments: Signature Page
Exhibit A - Resolution 2026-19 Not Adopted
Exhibit B - Presentation to the BOC.pdf
Exhibit C - Letter to the Board.pdf

9. **Rep-012-26/27**

Approval of Procurement Actions
Procurement Services Department

(Approval of Procurement Actions) Recommends the ratification of the contract actions taken by the Procurement Services Department within delegated authority as listed in Attachment "A" including the approval of award of Professional Service Contracts not exceeding $250,000: New Contracts; Purchase Orders; Goods and General Services Contracts: Purchase Orders; District Card Transactions; Rental of Facilities; Travel/Conference Attendance; General Stores Distribution Center; and Book/Instructional Material Purchase Orders; and approve Professional Service Contracts (exceeding $250,000): New Contracts; and Goods and General Services Contracts (exceeding $250,000): New Contract; and Piggyback Contract as listed in Attachment "B".

Sponsors: Procurement Services Department

Attachments: Signature Page
Attachment A - Ratification Items (REPT-012)
Attachment B - Request for Approval of Contracts (REPT-012)

10. **Rep-011-26/27**

Approval of Facilities Contracts Actions
Procurement Services Department - Facilities Contracts

(Approval of Facilities Contracts Actions) Recommends the ratification of Procurement Services Division contract actions taken by Facilities Contracts under delegated authority as listed in Attachment "A" including: award of advertised construction contracts; award of job order contracts; approval of change orders; completion of contracts; award of informal contracts; award of architectural and engineering contracts; extra services / amendments for architectural and engineering contracts; award of single source Energy Policy Act Coordinator Services contract and approve proposed contracts in Attachment B including playground and parking striping and marking services task order contract.

Attachments: Signature Page
Attachment A - Ratification of Facilities Contract Actions Awarded Under Delegated Authority
Attachment B - Request for Approval of Contracts Not Under Delegated Authority

11. **Rep-036-26/27**

Annual Report of the Los Angeles Unified School District Proposition 28: The Arts and Music in Schools Funding Guarantee and Accountability Act
Division of Instruction

(Annual Report of the Los Angeles Unified School District Proposition 28: The Arts and Music in Schools Funding Guarantee and Accountability Act) The Proposition 28: Arts and Music in Schools Funding Annual Report is a compliance requirement for each Local Education Agency (LEA) that provides narrative and quantitative details relevant to visual and performing arts base funding and Prop 28 funding, categorical state funds, which serve to supplement visual and performing arts instruction.

Attachments: Signature Page
Attachment A - Completed Proposition 28: Arts and Music in Schools Funding Annual Report

12. **Rep-037-26/27**

Annual Report of the Los Angeles Unified School District Affiliated Charters Prop 28 Report: The Arts and Music in Schools Funding Guarantee and Accountability Act
Division of Instruction/Budget Services and Financial Planning

(Annual Report of the Los Angeles Unified School District Affiliated Charters Prop 28 Report: The Arts and Music in Schools Funding Guarantee and Accountability Act) The Proposition 28: Arts and Music in Schools Funding Annual Report is a compliance requirement for each Local Education Agency (LEA) that provides narrative and quantitative details relevant to visual and performing arts base funding and Prop 28 funding, categorical state funds, which serve to supplement visual and performing arts instruction.

Attachments: Signature Page
Attachment A - Proposition 28: Arts and Music in Schools Funding Annual Report for Charter Schools

13. **Rep-055-26/27**

Adoption of Resolutions Authorizing Filing of Applications for State Allocation Board-Administered Programs and Acknowledging Requirement to Submit Five-Year School Facilities Master Plan

Facilities Services Division

(Adoption of Resolutions Authorizing Filing of Applications for State Allocation Board-Administered Programs and Acknowledging Requirement to Submit Five-Year School Facilities Master Plan) Recommends adoption of resolutions to authorize Los Angeles Unified School District (LAUSD or District) to file applications for State Allocation Board-administered programs and acknowledge, as a condition of participation in the School Facility Program (SFP), the requirement to submit a five-year school facilities master plan to the California Department of General Services, Office of Public School Construction.

Attachments:

Signature Page

Exhibit A - Resolution Authorizing Filing of Applications for State Allocation Board-Administered Programs - Facility Hardship & Seismic Mitigation Program

Exhibit B - Resolution Authorizing Filing of Applications for State Allocation Board-Administered Programs - New Construction and Modernization Programs

Exhibit C - Resolution Authorizing Filing of Applications for State Allocation Board-Administered Programs - New Construction and Modernization Site Design Programs

Exhibit D - Resolution Authorizing Filing of Applications for State Allocation Board-Administered Programs - Career Technical Education Facilities Program

Exhibit E - Resolution Authorizing Filing of Applications for State Allocation Board-Administered Programs - Charter School Facilities Program

Exhibit F - Resolution Authorizing Filing of Applications for State Allocation Board-Administered Programs - Natural Disaster Assistance Program

14. **Rep-028-26/27**

Teamsters Local 572 (Teamsters) Unit S Effects of Identified Wage Compression Memorandum of Understanding

Office of Labor Relations

(Teamsters Local 572 (Teamsters) Unit S Effects of Identified Wage Compression Memorandum of Understanding) Recommends adoption of the Unit S Effects of Identified Wage Compression Memorandum of Understanding (Attachment A) with Teamsters Local 572 (Teamsters) for employees within 73 Unit S classifications (Attachment B) and approval of comparable treatment compensation for three (3) District-represented classifications which are confidential counterparts to the Unit S classes identified (detailed in Attachment C).

Attachments: Signature Page

Attachment A - LAUSD-Teamsters Local 572 Wage Compression MOU 07.29.2026

Attachment B - Teamsters Effects of Compression Classification List 7.30.26

Attachment C - Compensation for Confidential District Classifications Comparable to Teamsters Unit S 7.29.26-Signed

Attachment D - AB1200 Teamsters Negotiations 26-08-28v2 - signed

15. **Rep-010-26/27**

Textbooks and Instructional Materials Certification Resolution - PUBLIC HEARING

Division of Instruction **NO EARLIER THAN 4:00 PM**

Library & Textbook Support

(Textbooks and Instructional Materials Certification Resolution) Recommends adoption of the attached resolution certifying the sufficiency of textbooks and instructional materials in the core and required subject areas for the 2026-2027 school year. The core and required subjects are mathematics, science, history/social science, reading/language arts, including the English Language Development (ELD) component, health, and world language (6-12).

Attachments: Signature Page

Attachment A - Textbooks and Inst. Materials Certification Public Hearing - English

Attachment B - Textbooks and Inst. Materials Certification Public Hearing - Spanish

16. **Rep-045-26/27**

Unaudited Actuals Financial Report for Fiscal Year 2025-26, Multi-Year Projections and Gann Limit Resolution - PUBLIC HEARING

Finance Office

(Unaudited Actuals Financial Report for Fiscal Year 2025-26, Multi-Year Projections, and Gann Limit Resolution - Public Hearing) Recommends approval of the Unaudited Actuals Financial Report for Fiscal Year 2025-26 and adoption of the Gann Limit Resolution.

Attachments: Signature Page
Attachment A - Unaudited Actuals Financial Report for Fiscal Year 2025-26.pdf
Attachment B - Gann Limit Resolution

17. **Rep-065-26/27**

Request for Increased Aggregate Contract Capacity for Nonpublic School/Agency (NPS/A) Master Contracts

Division of Special Education
Medical Services Division

(Request for Increased Aggregate Contract Capacity for Nonpublic School/Agency (NPS/A) Master Contracts) Recommends to approve a $34M increase in aggregate contract capacity for the Nonpublic School/Agency (NPS/A) Master Contracts for the 2025-2026 school year, with a revised aggregate authority of $290M for the 2025-2026 school year for the provision of Special Education Supports and Services, including Special Education Health and Nursing Services. Recommend ratification of the contract actions taken by the Division of Special Education and Medical Services Division within this increase in aggregate contract capacity for those contracts listed in Attachment "A": Nonpublic School/Agency ("NPS/A") Master Contracts (exceeding $250,000) for the 2025- 2026 school year.

Sponsors: Special Education & Specialized Programs and Soto

Attachments: Signature Page
Attachment A - Ratification of Nonpublic School/Agency Master Contracts

18. **Rep-115-26/27**

District's Initial Bargaining Proposals for the 2026-2031 Successor Agreements with AALA/Teamsters 2010, UTLA, Health Benefits Committee, and Units A, B, C, D, E, F, G, H, J, and S

Office of Labor Relations

(District's Initial Bargaining Proposals for the 2026-2031 Successor Agreements with AALA/Teamsters 2010, UTLA, Health Benefits Committee, and Units A, B, C, D, E, F, G, H, J, and S) Recommends adoption of the District's Initial Bargaining Proposals for the 2026-2031 Successor Agreements with AALA/Teamsters 2010, UTLA, Health Benefits Committee, and Units A, B, C, D, E, F, G, H, J, and S (Attachment A).

Attachments: Signature Page

Attachment A - Draft 2026-2031 District Proposed Initial Bargaining Proposals 8-28-26 Draft

Board Member Resolutions For Action

19. Res-003-26/27

Mr. Melvoin, Dr. Rivas, Ms. Gonez - Connecting Communities: Expanding Community School Parks by Supporting Amendments to the Los Angeles City Charter (Res-003-26/27) (Noticed August 25, 2026) (Version 2)

2:30 P.M. TIME CERTAIN

Whereas, The Los Angeles Unified School District (District) is committed to providing safe and healthy environments by promoting joy and wellness for all students as illustrated in Pillar 2 of the 2026-2030 Strategic Plan;

Whereas, The District, as one of the largest landowners in the City of Los Angeles (City), has transformed campuses to ensure schools have safe and welcoming outdoor spaces for students to play. The District has completed numerous greening projects that reduce asphalt, increase tree canopy, and improve climate resilience. However, many communities still lack access to parks and green space;

Whereas, Lack of access to parks and green space disproportionately affects students in low-income neighborhoods and can lead to health, environmental, and social problems. Park-poor communities may suffer from higher rates of chronic illness, poor mental health, extreme urban heat, and have fewer safe places for children to play;

Whereas, A Community School Park (CSP) is a shared space on a school campus that welcomes community members to enjoy recreation and play during non-school hours-completely free of charge;

Whereas, School campuses across the country successfully operate as a CSP on weekends-where the school district maintains oversight during school hours and the city oversees park operations as part of its core duty to provide municipal parks;

Whereas, In Los Angeles, CSPs are created through a collaboration between the City of Los Angeles Department of Recreation and Parks (RAP) and the District, with a shared goal of bringing more safe, accessible outdoor spaces to all communities;

Whereas, The District commends the City of Los Angeles its leadership and commitment to expanding CSPs and providing local neighborhoods with safe, accessible, and vital play spaces;

Whereas, In August 2025, the District and the City of Los Angeles entered into a Joint Powers Agreement that established a formal 10-year partnership for the CSP program. This agreement could result in the expansion of ~~expanded~~ the CSP program, safely opening selected schoolyards, playgrounds, and fields to the public for free weekend and holiday recreation. The District provides physical access to selected school campuses and facilities, while the City manages staffing, on-site supervision~~,~~ and recreational programming the City chooses to provide~~, and site maintenance~~;

Whereas, There are currently 12 CSPs in partnership with the City that are open to the

public every Saturday and Sunday typically from 10:00 a.m. to 2:00 p.m., providing residents with access to safe outdoor recreation outside of regular school hours;

Whereas, While structured City programming provides valuable benefits, community members primarily seek basic weekend access to play structures, and athletic fields on school grounds during non-instructional hours;

Whereas, The minimum cost ~~for the City~~ to operate a CSP is approximately $195 ~~240~~ a day to cover maintenance and supervision. The City ~~projects costs~~ cost is estimated at over $~~2~~1,000 a day to operate a new Community School Park due to its additional programming costs;

Whereas, Community School Parks are widely celebrated by families and stakeholders alike for expanding neighborhood access to vital parks and green space on weekends. Many District campuses are located within neighborhoods identified by the City and the District as park-poor, making them ideal candidates for CSPs that expand equitable access to parks;

Whereas, Despite the District's advocacy to expand CSPs and readiness to make hundreds of sites available, the City has not yet committed resources to open new sites, citing budget constraints. As a result, the Los Angeles community is missing a vital opportunity to expand park access;

Whereas, Proposed amendments to the Los Angeles City Charter will be presented to the voters in a ballot measure, Charter Amendment PRK, in November 2026. These changes include a proposed amendment to Section 593(a) of the Los Angeles City Charter that would increase the minimum Charter allocation for the Department of Recreation and Parks from 0.0325% to 0.065% of the assessed value of all property subject to City taxes. The increase would be phased in over ten years in equal annual increments and could be temporarily suspended during fiscal emergencies declared by the City Council; and

Whereas, Changes to the minimum allocation for the RAP budget could result in the establishment of additional CSPs; now, therefore be it

Resolved, That the Los Angeles Unified School District (District) reaffirms its commitment to promoting joy and wellness for all students by advocating to open additional CSPs across the District as the most cost-effective way to increase park access;

Resolved further, That the Governing Board of the Los Angeles Unified School District (Board) directs the District's Office of Government Relations to support ~~the proposed amendment to Charter Section 593(a)~~ Charter Amendment PRK-appearing on the November 3, 2026 ballot-and advocate that the City reduce its operating costs per CSP and use additional funding to expand the number of CSPs across the District; ~~now, be it~~

~~resolved~~ and, be it finally

Resolved, The District will report back to the Board on the status of ~~the amendments to Charter Section 593(a)~~ Charter Amendment PRK and expansion plan for CSPs~~;~~.

20. Res-004-26/27

Mr. Schmerelson, Ms. Griego - September 2026 as Child Welfare and Attendance Month (Res-004-26/27) (Noticed August 25, 2026) (Version 2)

Whereas, The Compulsory Education Act was enacted in 1903**,** and the Governing Board of the Los Angeles Unified School District (District) appointed the first Attendance Officer to enforce compliance with the compulsory attendance mandate, creating the Pupil Services and Attendance Division;

Whereas, In our schools, Child Welfare & Attendance Counselors are called Pupil Services and Attendance Counselors (PSAs) and play a critical role ~~to focus on~~ supporting children's safety and well-being, strengthening families by providing direct services and referrals, addressing barriers to school attendance and engagement, and reconnecting youth to schools;

Whereas, Chronic absenteeism in the District decreased from 29.5% for school year 2024-25 to 27.7% for school year 2025-26, ~~still above pre-pandemic levels~~ representing continues progress while remaining above pre-pandemic levels; meanwhile, average daily attendance rates increased slightly from 92.2% to 92.6% from school year 2024-25 to 2025-26;

Whereas, PSAs ~~conduct assessments to~~ identify ~~issues that may impact attendance and barriers to learning, to facilitate linkages to services that meet the needs of the whole child while simultaneously integrating multi-tiered interventions to promote overall wellness of the family, to address absenteeism, truancy, and to support students of culturally diverse populations;~~ barriers that may impact attendance and learning, facilitate linkages to services that meet the needs of the whole child while simultaneously integrating multi-tiered interventions to promote overall wellness of the family, address absenteeism, truancy, and support students of culturally diverse populations;

Whereas, PSAs ~~help increase graduation rates and prevent students from~~ support student engagement, wellness and ~~dropping~~ dropout prevention, allowing increased access to college pathways, linking students and families to services, and providing comprehensive services to foster and homeless youth;

Whereas, ~~PSAs create and promote safe schools to empower LGBTQ+ students and families by providing resources, fostering self-advocacy, building resilience, and ensuring their rights;~~ PSA support safe, supportive, and inclusive school environments by connecting students and families to resources, addressing barriers to educational access, and promoting student engagement and well-being for all students regardless of sexual orientation, gender identity, race or ethnicity, citizenship or immigration status, or socioeconomic status;

Whereas, PSAs re-engage out-of-school youth back into an educational setting by ~~helping~~ providing ~~parents, guardians, tutors, and other heads of households by focusing~~

~~on~~ personalized pathways ~~to~~ that further their children's educational, personal, and social growth;

~~Whereas, PSAs play a pivotal role in supporting the educational journey of Black, Indigenous, People of Color (BIPOC) students by providing tailored resources and advocacy that address both academic challenges and systemic barriers through culturally responsive interventions; and~~

Whereas, The Association of Pupil Services and Attendance Counselors (APSAC) has declared the last Tuesday of September as the Child Welfare and Attendance (PSA) Counselor Day; now, therefore be it-

Resolved, That the Governing Board of the Los Angeles Unified School District hereby declares the month of September 2026 as Child Welfare and Attendance Month and the last Tuesday of September as the Pupil Services and Attendance Counselors Day;

Resolved further, That the ~~Board will direct the~~ Superintendent or a designee will continue to provide an annual update to the Board information on ~~emerging strategies~~ on strategies and efforts to reduce chronic absenteeism throughout the District, ~~as well as establish goals and metrics that are publicly viewable and accessible~~ including progress towards related goals;

Resolved further, That in the current social, ~~and~~ political, and economic climate, students and families may face a range of barriers that can affect their ability to fully participate in school, ~~immigrant families are pressured into hiding, skipping school, and forgoing~~ social ~~gatherings~~ and community life, all of which are important to their personal, emotional, and academic growth, therefore, ~~all crucial to their personal, emotional, and academic growth,~~ the District will continue to support all students and families, regardless of sexual orientation, gender identity, race or ethnicity, citizenship or immigration status, socioeconomic status, or other circumstances through existing District and community resources, services, and supports, while enhancing and directing resources to communities and student populations experiencing barriers to educational access, engagement, and wellbeing ~~resources towards the most affected communities~~ throughout its jurisdiction; and, be it, finally

Resolved, That the District will continue to promote attendance awareness through District websites and social media outlets, informed by the Student Support and Attendance Services Branch ~~perspective of Pupil Services and Attendance Counselors~~, as they continue to ~~conduct~~ provide relationship-based outreach and engagement including home visits to address barriers to attendance, and bring students back to school, and re-engage families to strengthen child welfare in our communities.

21. Res-005-26/27

Mr. Schmerelson - Suicide Awareness and Prevention Month 2026 (Res-005-26/27) (Noticed August 25, 2026) (Version 2)

Whereas, Suicide loss profoundly impacts families, friends, teachers, and the entire school community, and providing comprehensive support ~~to survivors~~ is essential for healing and preventing ~~future~~ tragedies;

Whereas, In 2024, the Centers for Disease Control (CDC) stated ~~that suicide was responsible for~~ 48,824 people died by suicide ~~deaths~~ across the United States, with an estimated 14.3 million adults seriously considering suicide, 4.6 million planning to attempt, and 2.2 million attempting;

Whereas, In 2024, the CDC's Morbidity and Mortality Weekly Report for October 10 reported that adolescent mental health and suicide risk remain~~s~~ a "substantial public health concern," with 39.7% of students experienc~~ing~~ing persistent feelings of sadness and hopelessness; 28.5% experienc~~ing~~ed poor mental health, 20.4% seriously consider~~ing~~ed attempting suicide, and 9.5% had attempted ~~it~~suicide;

Whereas, The CDC's Risk Behavior Survey had not been updated since 2023 and was deleted or publicly unavailable by the federal government, potentially harming state and local governments from assessing the needs of younger citizens and residents until a court order demanded the data and webpages be restored in February 2025;

Whereas, The CDC has stopped publishing data on transgender Americans to comply with Executive Order 14168, potentially leaving the CDC as an unreliable source of information and an undercount of suicide rates for LGBTQ+ communities;

Whereas, In 2026, the CDC Mental Health Data Channel reported that ~~death by~~ suicide is the leading cause of death among youth and adults in the US, with half of ~~them~~ people who die by suicide having a history of a known diagnosed mental health condition but the other half having no diagnosis at the time of death ~~and may be underreported~~, highlighting that mental health conditions may go undiagnosed;

Whereas, Factors such as discrimination, adverse childhood experiences, stigma, familial and community rejection, mental illness, social networks, and other factors that ~~compromise~~impact life functioning may result in elevated suicide risk, particularly for vulnerable student populations;

Whereas, In September 2016, Governor Jerry Brown signed Assembly Bill (AB) 2246, now California Education Code 215~~, that took effect in 2017-18~~, setting a requirement for all Local Educational Agencies (LEA), including county offices of education, school districts, state special schools and charter schools that serve pupils in grades 7 to 12 ~~to adopt a policy on~~ to adopt before the beginning of the 2017-18 school year, a pupil suicide prevention that specially addresses the needs of high-risk students;

Whereas, In 2024, California Education Code 215 was amended to, among other things, require LEAs serving pupils in kindergarten and grades 1 to 12, inclusive, to review, at minimum every fifth year, its policy on pupil suicide prevention and, if necessary, update its policy.

Whereas, In July 2022, the phone number of the Suicide and Crisis Hotline changed to 988, available 24 hours a day, seven days a week;

Whereas, The focus on mental health aligns with the Los Angeles Unified School District's (~~LAUSD or the~~ District) Strategic Plan on Pillar 1B, which focuses on student happiness at their schools, and Pillar 1C, which seeks to eliminate opportunity gaps. Furthermore, this also aligns with Pillars 2A, which establishes welcoming environments, 2B, the whole-child well-being, and 2C, strong social-emotional skills;

Whereas, In July 2017, Michelle King, Superintendent of Schools, approved the implementation of the annual online Suicide Prevention and Awareness Training for all District staff;

Whereas, The Los Angeles Region suffered through extreme wildfire events in January 2025, with mental health organizations warning of increased mental health stress or crisis due to victims losing loved ones, homes, pets, etc, with some effects and traumas ~~still felt into~~ persisting in 2026;

Whereas, The District's results from the Spring 2026 School Experience Survey indicate improved sense of safety, growth in social-emotional learning, and students finding greater opportunities for leadership and community roles;

Whereas, The ~~District's own~~ School Experience Survey also indicates that students are reporting higher levels of bullying ~~year after year~~every year for the past four years;

Whereas, The District employs ~~over 750~~787 Psychiatric Social Workers (PSWs), including 61 PSWs dedicated to delivering culturally responsive support, which is available to all students through the Black Student Achievement Plan (BSAP) and ~~over 200~~ 149 wellness staff, such as Student and Family Navigators, Coordinators, Health Care Advocates, and Organizational Facilitators;~~,~~ ~~including 59 Black Student Achievement Plan (BSAP) PSWs who help with culturally responsive intervention strategies;~~

Whereas, The District has implemented the "myCREW" program within BSAP, a student-led campaign that focuses on suicide prevention at secondary schools, allowing a space for students to share their emotions and concerns, as well as the Health, Optimism, Perseverance, and Empowerment (HOPE) Group, which helps students learn and enhance self-awareness and communication skills at mental health clinics and wellness

centers;

Whereas, The District has implemented ~~extended the hours of~~ PSWs ~~to help provide support for students during extended learning programs, such as Beyond the Bell~~ support for students during Beyond the Bell Expanded Learning Programs;

Whereas, The Board unanimously approved Wellness Without Silos, a resolution recognizing the need to prioritize a school specific integrated, cross-divisional system of supports to address student mental health, wellness and school climate;

Whereas, Suicide prevention involves inclusive school-wide activities and programs that enhance a sense of belonging, contribute to a safe and nurturing environment, and strengthen protective factors that reduce the risk for students including the Say Something Suicide Prevention Campaign for students, the Every School Safe: Building Community with Trusted Adults modules, the Student Joy and Wellness Plan, Annual Suicide Prevention and Awareness Training for all District staff, and the iMatter Social Media Campaign; and

Whereas, National Suicide Prevention Week will be observed from September 6 through the 12, 2026, to help call public attention to the increasing incidence of suicide and to inform about suicide prevention and warning signs of suicide; now, therefore, be it

Resolved, That the Governing Board of the Los Angeles Unified School District (Board) hereby declares September as Suicide Prevention Awareness Month in the Los Angeles Unified School District;

Resolved further, That throughout National Suicide Prevention Month, but especially during National Suicide Prevention Week (September 6-12, 2026), and World Suicide Prevention Day (September 10, 2026), the District will use social media channels and direct communication to District families to raise awareness and promote resources on suicide prevention, especially resources focused on the needs of our most vulnerable students;

Resolved further, ~~That District staff provide an update to California Ed Code 215 that requires mandatory mental health screenings for students and how staff is proceeding with this requirement, including how it is being communicated with teachers, staff, students, and parents;~~ That pursuant to California Education Code Section 215, the District will ensure that all LAUSD employees complete the Annual Suicide Prevention and Awareness Training and assessment; the District has specific crisis intervention protocols, including assessing for suicide risk and developing/implementing a safety plan; furthermore, the Districts has a comprehensive policy that provides multi-tiered levels of support for students in crisis, including Suicide Prevention Liaisons as well as mental health and supportive resources to mitigate pupil suicide risk; and the District will continue to provide information about this policy to students and families, and their

rights related to California Ed Code Section 215, through the Parent Student Handbook and Every School Safe modules;

Resolved further, That the District further enhance its partnership with the Los Angeles County Department of Mental Health for services that are offered to students, staff, and families that may not be offered within the District;

Resolved further, That the Superintendent or his designee provide an update to the ~~b~~Board in the Spring of 2027 with a ~~strict~~ focus on mental health supports for students, teachers, and staff, identifying where the District has elevated its services through established metrics, and identifying key challenges including but not limited to funding; and, be it finally

Resolved, That by the adoption of this resolution, the Board encourages all students, ~~faculty~~staff, administrators, and parents to promote a climate of positive behavior support and intervention; monitor students' emotional state and well-being; and make referrals for crisis support and mental health, as needed.

22. Res-007-26/27

Ms. Gonez, Ms. Ortiz Franklin, Ms. Griego - Celebrating Latino/a/e Heritage Month in the Los Angeles Unified School District (Res-007-26/27) (Waiver of Board Rule 72)

3:00 P.M. TIME CERTAIN

Whereas, The United States has observed Latino/a/e Heritage Month from September 15 to October 15 since 1988 to commemorate the contributions, heritage, achievements, and cultural influences of Latino Americans in the United States;

Whereas, Latine Heritage Month also recognizes the intersectionality and diversity of the U.S. Latino population, incorporating indigenous histories and celebrating the independence days of several Latin American countries including: Costa Rica, El Salvador, Guatemala, Honduras, and Nicaragua;

Whereas, Latinos also include people of African and indigenous descent who are too often ignored when talking about the history, culture, and contributions of Latin American peoples, despite making up about 10% of U.S. Latinos;

Whereas, This month-long recognition serves as an opportunity for all Americans to learn more about Latine history, promote cultural awareness and inclusivity, and celebrate diversity both in the present and in our nation's history;

Whereas, U.S. imperialism and military intervention in Latin America, including in countries like El Salvador, Guatemala, Chile, and Nicaragua, has led to mass migration of people fleeing civil wars and economic hardship to the United States;

Whereas, The U.S. Latine population has grown to become the second largest racial or ethnic group in the United States in the last decade, reaching 62.6 million Latinos as of 2021 and accounting for 19% of all Americans;

Whereas, The state of California is home to the largest Latine population in the country, where they comprise 40.3% of the state's overall population, and almost 50% of the population of the County of Los Angeles;

Whereas, Communities like Pico-Union, Boyle Heights, Koreatown, South East Los Angeles, Pacoima, San Fernando, and others are the traditional neighborhoods in Los Angeles of immigrant Latino students and their families;

Whereas, Latine students comprise almost 78% of the Los Angeles Unified School District student population, underscoring the importance and relevance of Latino Heritage Month among the District's students and families;

Whereas, Recognizing and celebrating Latine Heritage Month as a District furthers the work of our Strategic Plan to provide culturally relevant, empowering curriculum that inspires students to become leaders and advocates for their communities;

Whereas, The District is committed to supporting newcomer students and multilingual learners (MLLs), through the establishment of newcomer programs across the District, including international newcomer academies, that are intended to serve students enrolled in U.S. schools for 3 years or less;

Whereas, Latine students in the District have demonstrated academic progress, improving by 10.5 points in English Language Arts and 12.4 points in Mathematics on the Smarter Balanced Assessment between 2022-23 and 2024-25, representing the importance of continued prioritization and targeted support;

Whereas, The District is committed, above and beyond this commemoration, to empowering students through culturally responsive and inclusive learning environments that celebrates the value and diversity of all its students;

Whereas, In the current national climate, recognizing and honoring Latine communities is even more critical, as families face intensified attacks on public education and anti-immigrant rhetoric, violent raids, and policies that threaten the safety and full participation of Latino and immigrant students and families;

Whereas, Ethnic Studies programs are culturally responsive programs that include the study of Latino history, culture, and contributions, but have come under increasing attack from those championing a sanitized version of American history, threatening the ability of students to access inclusive and empowering curriculum;

Whereas, Spanish language instruction plays a critical role in preserving cultural heritage, fostering bilingualism and biliteracy, and supporting students' academic and social-emotional success, yet is at risk in the face of policy and funding pressures;

Whereas, The District recognizes and celebrates that a significant number of Latino students are indigenous, with many speaking indigenous languages reflecting the cultural and linguistic diversity within the Latine community;

Whereas, The experiences of Latine students are impacted by their family's economic status, with low-income Latine students historically facing some of the widest educational disparities;

Whereas, The current political climate has seen an unprecedented and often violent increase in anti-immigrant enforcement actions, policy proposals, and rhetoric that directly impact Latino students, families, and communities, creating fear and barriers to full participation in public education; and

Whereas, The District remains committed to its status as a sanctuary district, implementing policies and practices that protect immigrant students and families from discrimination, harassment, and enforcement actions on school grounds in addition to

providing resources and direct support for those impacted; now, therefore, be it

Resolved, That the Governing Board of the Los Angeles Unified School District hereby recognizes and celebrates September 15 through October 15 as Latino Heritage Month;

Resolved further, That the Office of the Superintendent will work to promote educational resources on Latine history, culture, and heritage and make them widely available to staff, students, and families online through the Los Angeles Unified School District homepage and social media accounts;

Resolved further, That the Board reaffirms its commitment to fully implement and protect Ethnic Studies curriculum that reflects the histories, struggles, and contributions of Latine communities, recognizing it as a critical component of a well-rounded education for all students;

Resolved further, That the Board affirms that, given the large percentage of Latine students in the District, Latino history, experiences, and contributions should be integrated and embedded in all areas of the curricula and at all ages, not just during Latine Heritage Month or in Ethnic Studies, and that the District should, therefore, strive to support educators to do so;

Resolved further, That the Board recognizes the importance of Spanish language instruction as both a core academic subject and a cultural bridge for our diverse communities, and commits to protecting and expanding high-quality, culturally affirming Spanish language programs amid current pressures and threats to bilingual education, as well as continued efforts to foster the inclusion of and improve supports for students and families who are primarily speakers of indigenous languages;

Resolved further, That in light of the current political climate and the heightened attacks on Latine and all immigrant students and families, the Board reaffirms its status as a sanctuary district, its unwavering dedication to ensuring that the District remains a safe, welcoming, and supportive environment for every student, regardless of cultural background or immigration status, and to continue advancing policies and practices that protect their rights, dignity, and educational opportunities;

Resolved further, That the Board further reaffirms the need for integrating trauma-informed practices in the curricula and providing mental health support and programs at school sites to support students and their families;

Resolved further, That the District acknowledges that ongoing investments in and implementation of LGBTQ+ supports, the Black Student Achievement Plan, and Student Success Centers will impact our Latine students in a positive and powerful way;

Resolved further, That the Office of the Superintendent will monitor and update the

Board on impacts to learning, student and staff attendance, well-being and school climate, and family engagement that may result from current and future federal actions and identify ways the District can mitigate any barriers, provide additional supports, and ensure all students receive their constitutional rights to a public education; and, be it finally

Resolved, That by adoption of this resolution and particularly in light of the targeted assaults this community faces today, the Board and Superintendent hereby encourage all students, staff, and families, to commemorate and celebrate the immense historical and cultural contributions that Latine people have made and continue to make here in Los Angeles, California, and the United States.

Board Member Resolutions For Initial Announcement

23. Res-008-26/27

Mr. Schmerelson - October 2026 as Dyslexia Awareness Month (Res-008-26/27) (For Action October 6, 2026)

Whereas, Dyslexia is a difficulty in identifying the individual sounds of spoken language, which then affects the ability of an individual to speak, read, spell, and often learn a language;

Whereas, As high as 80-90% of individuals with a learning disability are affected by dyslexia;

Whereas, Dyslexia contributes to challenges in reading fluency and decoding, while also having strengths in higher-level cognitive functions, such as critical thinking, reasoning, and problem-solving;

Whereas, Scientific advancement in understanding dyslexia has improved knowledge of the neurological and epidemiological basis;

Whereas, Early diagnosis of dyslexia is critical to ensure individuals with dyslexia receive focused, evidence-based intervention, allowing the promotion of self-awareness and self-empowerment and the provision of necessary accommodations to ensure school and life success;

Whereas, In July 2023, California Governor Gavin Newsom signed into law SB 114, wherein Chapter 15.5 mandates that all California students be screened for dyslexia and that early intervention methods be applied for any student who may be diagnosed with dyslexia;

Whereas, The California State Parent Teacher Association (PTA) adopted a resolution at its 2016 annual convention that recognizes dyslexia has significant educational implications that need to be better addressed by public schools and school districts;

Whereas, After extensive feedback from board members, administrators, teachers, parents, and community-based organizations, the Governing Board of the Los Angeles Unified School District approved and adopted Tab 1 - Adoption of Reading Difficulties Risk Screening Instrument for implementation starting the 2025-26 school year; and

Whereas, The Board, passed the resolution Recognizing and Addressing the Educational Implications of Dyslexia in LAUSD Schools (Res-101-16/17), which addresses plans to be developed that will 1) ensure policies, procedures, and practices are aligned to the provisions of state legislation AB1369 and 2) provide teacher and staff training necessary to improve the understanding of dyslexia and its warning signs, appropriate evidence-based structured literacy instruction, and appropriate classroom accommodations and modifications; now, therefore, be it

Resolved, That the Governing Board of the Los Angeles Unified School District will designate and acknowledge Dyslexia Awareness Month during October 2026, Dyslexia Awareness Week from October 6-12th, and World Dyslexia Awareness Day on October 8; and, be it finally

Resolved, That each school site with a Parent Center will dedicate the month of October to educating parents about the signs, stigma, and procedures of dyslexia, as well as what the Los Angeles Unified School District is doing to assist diagnosed individuals, including informing parents about SB 114, mandatory dyslexia screenings, how students are tested, and resources if students are found to have dyslexia.

24. Res-009-26/27

Mr. Schmerelson - October 2026 as National Principals Month (Res-009-26/27) (For Action October 6, 2026)

Whereas, The Los Angeles Unified School District acknowledges the dedication and tireless efforts of all school principals at all levels throughout the District;

Whereas, School principals are entrusted with one of the highest responsibilities to attend to school and community matters wherever they are situated, whether they be emergency, academic, social, among others;

Whereas, National Principals Month was founded by the National Association of Secondary School Principals (NASSP) and the American Federation of School Administrators (AFSA) and has been formally recognized by various educational organizations;

Whereas, In acknowledgment of October as National Principals Month, the District recognizes all principals who serve our students, as well as the organizations that support students and schools, such as the Association of California School Administrators (ACSA) Region 16 and the Associated Administrators of Los Angeles (AALA);

Whereas, Principals are the catalysts for establishing positive school climate and maintaining relationships with students, parents, teachers, school personnel, the community, and others to create academic excellence for children in a safe, healthy, and supportive school environment; and

Whereas, Honoring the contribution of all school principals and assistant principals at all grade levels to the success of students in the District's elementary and secondary schools; and to encourage residents of California to observe "National Principals Month" with appropriate ceremonies and activities that promote awareness of school leadership's role in ensuring that every child has access to a high-quality education; now, therefore, be it

Resolved, That the Governing Board of the Los Angeles Unified School District hereby proclaims the month of October 2026 as National Principals Month, but every day of every month, we recognize, commend, and appreciate our principals for being the frontline leaders who are the heart, soul, and backbone of our District family; and, be it finally

Resolved, That Los Angeles Unified School District recognizes and thanks the Association of California School Administrators Region 16 and the Associated Administrators of Los Angeles/Teamsters Local 2010 as a fundamental labor partner, advocating for greater treatment for their members as well as helping establish strong leaders for our communities.

Miscellaneous Business

25. **003-26/27**

13 Charter Schools - PUBLIC HEARING
Charter Schools Division

(13 Charter Schools for Public Hearing).

New Los Angeles Charter Elementary (Board District 1, Region West, Middle Performing) Consideration of the level of support for a renewal start-up independent charter petition requesting to serve up to 245 students (current enrollment 174) in grades TK-5 with a proposed term of 2027-2032 and a proposed location of 5753 Obama Blvd. Los Angeles, CA 90016.

TEACH Tech Charter High (Board District 1, Region South, Middle Performing) Consideration of the level of support for a renewal start-up independent charter petition requesting to serve up to 440 students (current enrollment 351) in grades 9-12 with a proposed term of 2027-2032 and a proposed location of 10616 S. Western Ave., Los Angeles, CA 90047.

Los Angeles Leadership Primary Academy (Board District 2, Region East, Middle Performing) Consideration of the level of support for a renewal start-up independent charter petition requesting to serve up to 320 students (current enrollment 221) in grades TK-5 with a proposed term of 2027-2032 and a proposed location of 2670 Griffin Ave., Los Angeles, CA 90031.

Accelerated (Board District 5, Region East, Middle Performing) Consideration of the level of support for a renewal start-up independent charter petition requesting to serve up to 737 students (current enrollment 732) in grades TK-8 with a proposed term of 2027-2032 and proposed locations of 4000 S. Main St., Los Angeles, CA 90037, and 119 E. 37th St., Los Angeles, CA 90011.

Animo Jackie Robinson High (Board District 5, Region East, Middle Performing) Consideration of the level of support for a renewal start-up independent charter petition requesting to serve up to 650 students (current enrollment 608) in grades 9-12 with a proposed term of 2027-2032 and a proposed location of 3500 S. Hill St., Los Angeles, CA 90007.

Bert Corona Charter (Board District 6, Region North, Middle Performing) Consideration of the level of support for a renewal start-up independent charter petition requesting to serve up to 375 students (current enrollment 349) in grades 5-8 with a proposed term of 2027-2032 and a proposed location of 9400 Remick Ave., Pacoima, CA 91331.

Fenton STEM Academy: Elementary Center for Science Technology Engineering and Mathematics (Board District 6, Region North, Middle Performing) Consideration of the level of support for a renewal start-up independent charter petition requesting to serve up to 600 students (current enrollment 265) in grades TK-6 with a proposed term of 2027-2032 and a proposed location of 8926 Sunland Blvd., Sun Valley, CA 91352.

Girls Athletic Leadership School Los Angeles (Board District 6, Region North, Middle Performing) Consideration of the level of support for a renewal start-up independent charter petition requesting to serve up to 330 students (current enrollment 228) in grades 6-8 with a proposed term of 2027-2032 and a proposed location of 14200 Runnymede St., Van Nuys, CA 91405.

Fenton Charter Leadership Academy (Board District 6, Region North, High Performing) Consideration of the level of support for a renewal start-up independent charter petition requesting to serve up to 600 students (current enrollment 272) in grades TK-6 with a proposed term of 2027-2032 and a proposed location of 8926 Sunland Blvd., Sun Valley, CA 91352.

Animo Florence-Firestone Charter Middle (Board District 7, Region South, Middle Performing) Consideration of the level of support for a renewal start-up independent charter petition requesting to serve up to 540 students (current enrollment 424) in grades 6-8 with a proposed term of 2027-2032 and a proposed location of 8255 Beach St., Los Angeles, CA 90001.

Aspire Juanita Tate Academy Charter (Board District 7, Region South, Middle Performing) Consideration of the level of support for a renewal start-up independent charter petition requesting to serve up to 500 students (current enrollment 314) in grades TK-6 with a proposed term of 2027-2032 and a proposed location of 123 W. 59th St., Los Angeles, CA 90003.

Aspire Public Schools (Board Districts 5 and 7, Regions East and South) (Operating eight (8) LAUSD-authorized charter schools) Consideration of the level of support for the material revision of the eight (8) LAUSD-authorized Aspire Public Schools charter schools, to come under the governance and operation of Aspire Los Angeles, an independent California nonprofit public benefit corporation. The eight (8) LAUSD-authorized Aspire Public Schools charter schools combined serve 2,953 students in grades TK-12. The proposed change would go into effect commencing in the 2027-2028 academic year, contingent upon Aspire Public Schools and Aspire Los Angeles meeting all applicable requirements.

Invictus Leadership Academy (Board District 1, Region South) Consideration of the level of support for the material revision to add an additional site within the community at a private site at 1755 W. 52nd Street, Los Angeles, CA 90062. Invictus Leadership Academy serves 184 students in grades TK-8. The proposed change would go into effect commencing in the second semester of the 2026-2027 academic year, contingent upon Invictus Leadership Academy meeting all applicable requirements.

Attachments: List of Petitions for Public Hearing

Correspondence and Petitions

26. **ROC-002-26/27**
Report of Correspondence

Attachments: ROC 09-15-26

Minutes for Board Approval

27. **Min-002-26/27**
Minutes for Board Approval (Min-002-26/27)

November 14, 2023, Regular Board Meeting, Including Closed Session Items, 9:00 a.m.
February 11, 2025, Regular Board Meeting, 1:00 p.m.
June 24, 2025, Special Board Meeting, Including Closed Session Items, 4:00 p.m.
October 14, 2025, Regular Board Meeting, 10:00 a.m.
June 12, 2026, Regular Board Meeting, 10:00 a.m

Attachments: 11-14-23RegBdCSMinutes
02-11-25RegBdMinutes
06-24-25SpclBdCSMinutes
10-14-25RegBdMinutes
06-12-26RegBdMinutes

Adjournment

Please note that the Board of Education may consider at this meeting any item referred from a Board Meeting 5 calendar days prior to this meeting (Education Code 54954.2(b)(3)). The Board of Education may also refer any item on this Order of Business for the consideration of a committee or meeting of the Board of Education.

Requests for disability related modifications or accommodations shall be made 24 hours prior to the meeting to the Board Secretariat in person or by calling (213) 241-7002.

If you or your organization is seeking to influence an agreement, policy, site selection or any other LAUSD decision, registration may be required under the District's Lobbying Disclosure Code. Please visit http://ethics.lausd.net/ to determine if you need to register or call (213) 241-3330.

Materials related to an item on this Order of Business distributed to the Board of Education are available for public inspection at the Security Desk on the first floor of the Administrative Headquarters, and at:

https://boe.lausd.org/apps/events/2026/9/15/49059050/

Items circulated after the initial distribution of materials are available for inspection at the Security Desk.

Los Angeles Unified School District

333 S. Beaudry Ave., Los Angeles, CA 90017
1208 Magnolia Ave., Gardena, CA 90247
9945 Laurel Canyon Blvd., Pacoima, CA 91331

Board of Education Report

File #: Rep-043-26/27, **Version:** 1 **Agenda Date:** 9/15/2026
In Control: Finance Division

Donations of Money to the District
Finance Office

Brief Description:
(Donations of Money to the District) Recommends approval of the donations of money to the District totaling $133,662.33.

Action Proposed:
Approve to accept the donations of money to the District totaling $133,662.33. It is recommended that the donations be accepted; that appreciation is expressed to the donors for their contribution by way of this report; and the Controller be authorized to draw checks for the purposes indicated on the donation.

Background:
The District receives donations from any individuals, foundations or organizations who desire to support its educational programs. Information such as donor name, amount or value, school or office receiving the donations and the purpose of the donation are presented in the board report for approval.

Expected Outcomes:
The Board shall be approving donations received.

Board Options and Consequences:
A “Yes” vote approves acceptance of the donations of money made to the District.

A “No” vote would cause the non-acceptance of cash donations made to the District.

Policy Implications:
This Board Report does not change any school policy.

Budget Impact:
This Board Report approves financial transactions but does not change the budget authority.

Student Impact:
This Board Report highlights donations made to the District, which support its educational programs.

Equity Impact:
Not applicable. A routine transaction.

Issues and Analysis:
The Board shall be approving routine District financial transactions.

Attachments:
Attachment A - List of Donations of Money

Submitted:
08/20/26

RESPECTFULLY SUBMITTED,

ANDRÉS E. CHAIT
Superintendent of Schools

APPROVED BY:

SAMAN BRAVO-KARIMI
Chief Financial Officer
Finance Office

REVIEWED BY:

DEVORA NAVERA REED
General Counsel

✓ Approved as to form.

REVIEWED BY:

KURT E. JOHN
Deputy Chief Financial Officer

✓ Approved as to budget impact statement.

ATTACHMENT A

List of Donations of Money to the District
File #: Rep-043-26/27 **Version:** 1 **Agenda Date:** 9/15/2026
In Control: Finance Office

Date:	7/9/2026
Donor:	Friends of Glenfeliz Elementary
Donation:	$50,000.00
For use at:	Glenfeliz Boulevard Elementary, Board District 5, Region West
Purpose:	To provide funding for general supplies, garden ranger services, outside contracts, advisory committee expenses.

Date:	7/20/2026
Donor:	CF Fitness
Donation:	$25,333.33
For use at:	Gardena Elementary, Board District 7, Region South
Purpose:	To provide funding for school wide incentives for students and staff.

Date:	8/7/2026
Donor:	Parents Association of Colfax Elementary
Donation:	$58,329.00
For use at:	Colfax Elementary School, Board District 3, Region North
Purpose:	To provide funding for professional experts and professional service contracts.

Additional analysis regarding the donations can be reviewed HERE.

Los Angeles Unified School District

333 S. Beaudry Ave., Los Angeles, CA 90017
1208 Magnolia Ave., Gardena, CA 90247
9945 Laurel Canyon Blvd., Pacoima, CA 91331

Board of Education Report

File #: Rep-044-26/27, **Version:** 1 **Agenda Date:** 9/15/2026
In Control: Finance Division

Report of Cash Disbursements
Finance Office

Brief Description:
(Report of Cash Disbursements) Recommends the ratification of cash disbursements amounting to $1,058,950,333.05 made by the District from July 1 to July 31, 2026.

Action Proposed:

1. Ratify cash disbursements totaling $ 1,058,950,333.05, which were made against funds of the District from July 1, 2026, through July 31, 2026. These disbursements are within approved budgeted appropriations and were made in accordance with established Board of Education (Board) policies.

    a. "A" Warrants (Payroll) total of $ 17,245,849.99.

    Warrant Numbers:
    3722817 - 3731045

    b. Direct deposit payroll (Automated Clearing House - ACH) total of $ 350,167,936.09.

    c. "B" Warrants (Accounts Payable) total of $ 99,415,959.57.

    Warrant Numbers:

22829988 - 22830085	22857257 - 22857360
22832314 - 22832424	22858888 - 22859050
22834519 - 22834677	22860442 - 22860574
22837489 - 22837679	22861907 - 22862079
22840332 - 22840511	22863568 - 22863689
22843338 - 22843509	22864876 - 22864974
22845789 - 22845910	22866001 - 22866166
22848118 - 22848301	22867020 - 22867199
22850230 - 22850385	22868825 - 22868940
22852744 - 22852830	22870325 - 22870432
22855039 - 22855164	22871684 - 22871738

    d. Accounts Payable ACH payments total of $ 592,120,587.40.

Background:
This is a recurring monthly Board Report for the Board to ratify warrants or checks issued by the District for payroll and non-salary obligations that occur as part of school business.

Expected Outcomes:
The Board shall be approving routine District financial transactions.

Board Options and Consequences:
A “Yes” vote ratifies the previously disbursed payments.

A “No” vote would cause the cancellation of previously issued payments.

Policy Implications:
This Board report does not change any school policy.

Budget Impact:
This Board report approves financial transactions but does not change the budget authority.

Student Impact:
This Board report includes routine financial transactions, which support student achievement.

Equity Impact:
Not applicable. A routine transaction.

Issues and Analysis:
The Board shall be approving routine District financial transactions.

Attachments:
Not Applicable.

Submitted:
08/20/26

RESPECTFULLY SUBMITTED,

ANDRÉS E. CHAIT
Superintendent of Schools

APPROVED BY:

SAMAN BRAVO-KARIMI
Chief Financial Officer
Finance Office

REVIEWED BY:

DEVORA NAVERA REED
General Counsel

✓ Approved as to form.

REVIEWED BY:

KURT E. JOHN
Deputy Chief Financial Officer

✓ Approved as to budget impact statement.

Los Angeles Unified School District

333 S. Beaudry Ave., Los Angeles, CA 90017
1208 Magnolia Ave., Gardena, CA 90247
9945 Laurel Canyon Blvd., Pacoima, CA 91331

Board of Education Report

File #: Rep-025-26/27, **Version:** 1 **Agenda Date:** 9/15/2026
In Control: Human Resources

Approval of Routine Personnel Actions
Human Resources Division

Brief Description:
(Approval of Routine Personnel Actions) Recommends approval of 3,469 routine personnel actions including, but not limited to elections, promotions, transfers, leaves, terminations, separations, permits, contracts, and senior management contracts.

Action Proposed:
Approve 3,469 routine personnel actions (including, but not limited to elections, promotions, transfers, leaves, terminations, separations, permits, contracts, and senior management contracts) according to the following breakdown:

Classified:	1,014
Certificated:	2,354
Unclassified:	101
Retiree Conversion:	0

It is proposed that the following routine personnel actions (including, but not limited to elections, promotions, transfers, leaves, terminations, separations, permits and contracts) be approved.

SAP transaction numbers: 2338560 to 4272734

ROUTINE PERSONNEL ACTIONS

	Total (this report) (7/22/2026 to 8/5/2026)	Total (Year-to-date)
1. Classified	1,014	14,094
2. Certificated	2,354	20,605
3. Unclassified	101	2,511
4. Retiree Conversion	0	9
TOTAL	3,469	37,219

BREAKDOWN OF ACTIONS:

Actions	Classified	Certificated	Unclassified	Retiree Conv.	Total
Hires	67	69	0	0	136
Leaves/Paid	56	12	0	0	68
Leaves/Unpaid	4	0	0	0	4
Reassignments/Demotions	1	0	0	0	1
Reassignments/Promotions	26	34	0	0	60
Reassignments/Transfers	48	47	4	0	99
Retirements	28	30	0	0	58
Separations/Non-Resignations	343	2,001	89	0	2,433
Separations/Resignations	39	33	5	0	77
Other Actions*	402	128	3	0	533
Total	1,014	2,354	101	0	3,469

*Other actions include absences, conversion codes from legacy, change of pay, and change of work schedule and benefits.

Background:
This report is presented at each Board Meeting for approval of routine personnel actions.

Expected Outcomes:
Not applicable.

Board Options and Consequences:
Specifically in regard to disciplinary action, a “No” vote may nullify the disciplinary action due to legal time constraints.

A “No” vote impacts the timeliness of processing personnel actions for classified and certificated employees regarding their assignment, salary/rate, transfer, and new appointment and may be in conflict with procedural rights and benefits afforded them under applicable Education Code provisions, Personnel Commission Rules, District Policy, and respective Collective Bargaining Agreements (UTLA, AALA, Teamsters, Los Angeles School Police Sergeants and Lieutenants Association). Employees have procedural rights that are based on their status (permanent or probationary) associated with the specific personnel action being submitted and the respective rights available to them in accordance with the above. Additionally, based on Personnel Commission Rules, permanent classified employees have rights to appeals.

A “Yes” vote will approve all actions in accordance with Education Codes & Rules of the Personnel Commission.

Policy Implications:
Not applicable.

Budget Impact:
Cost Neutral.

Student Impact:
Not applicable.

Issues and Analysis:
All actions affecting classified personnel and apprentice personnel reported herein are in accordance with Section 45123-45125, 45135, and 45240-45318 of the Education Code and with the Rules of the Personnel Commission.

Attachments:
Attachment A - Administrative Regulations 4214
Attachment B - Number of Routine Personnel Actions
Attachment C - Routine Personnel Actions
Attachment D - Senior Management Contracts

Submitted:
08/20/26

RESPECTFULLY SUBMITTED,

ANDRÉS E. CHAIT
Superintendent of Schools

APPROVED BY:

KRISTEN K. MURPHY
Associate Superintendent
Talent & Labor Relations

REVIEWED BY:

DEVORA NAVERA REED
General Counsel

✓ Approved as to form.

APPROVED & PRESENTED BY:

FRANCISCO J. SERRATO
Chief Human Resources Officer
Human Resources Division

REVIEWED BY:

KURT E. JOHN
Deputy Chief Financial Officer

✓ Approved as to budget impact statement.

APPROVED & PRESENTED BY:

DAVID GRECO
Personnel Director
Personnel Commission

Los Angeles Unified School District
Office of the Deputy Superintendent
Human Resources Division

ATTACHMENT A

DATE: 8/7/26
ADMINISTRATIVE REGULATION**:** 4214 SAP Transaction #2338560-4272734

Each AR 4214 request has been reviewed and approved by a designee of the Superintendent.

TRANS#	**NAME**	**FROM CLASS/LOCATION**	**TO CLASS**	**LOCATION**
COMMENTS:				

NONE

Reasons For ESC Selection:

1. Special skills/special need (e.g. bilingual, school continuity, instructional expertise in literacy or math)
2. ESC recommends current limited acting incumbent
3. Reduction-in-Force (RIF)
4. Reassignment due to position closure/norm enrollment loss

LOS ANGELES UNIFIED SCHOOL DISTRICT
Personnel Commission

ATTACHMENT B

NUMBER OF ROUTINE PERSONNEL ACTIONS

This attachment addresses the total number of classified personnel actions (1,014), which entails routine personnel actions (including, but not limited to elections, promotions, transfers, leaves, terminations, separations, permits and contracts) and may be found on the Board of Education Routine Personnel Actions Report for the September 15, 2026, meeting.

The following table represents a breakdown of the new hire, reassignment, and rehire actions for September 15, 2026, board report for the period of July 22, 2026 to August 5, 2026.

Hire Data:
As presented in the attached table, the total number of classified hire and reassignment actions for the period of July 22, 2026 to August 5, 2026, is 220 of which 178 (81%) are rehires or reassignments, and 42 (19%) are new hires (comprised of regular/permanent, restricted, returnee retirees, substitutes, and temporary positions).

All new hires to regular/permanent positions are for A, B, C, or E basis positions. The 7 regular/ permanent new hires consist of: Environmental Health Specialist, Facilities Project Manager I, Naturalist, Outdoor-Education Center Assistant Manager (2), Plumber, and School Safety Officer.

The following regular/permanent positions have been filled by promotional employees: Area Heating and Air Conditioning Supervisor, Associate General Counsel I, Building/Construction Inspector, Carpenter (2), Continuation School Office Manager (2), Deputy Budget Director (2), Food Service Manager IV, Lieutenant, Plant Manager I, Plant Manager II (2), School Administrative Assistant (7), School Safety Officer, Senior Asbestos Abatement Worker, Senior Early Childhood Education Division Fiscal Technician, Skip Load Operator, and Supervisor, Plots Plans and Allotments.

With the exception of the following 30 assignments, all of the actions are for positions which are school-based or provide direct support to the schools or their operations.

New Hire	**2**
Environmental Health Specialist	1
Facilities Project Manager I	1
Reassignment	**27**
Accounting Technician II	1
Administrative Analyst	2
Administrative Staff Aide	1
Area Facilities Services Director	11
Assignment Technician	1
Assistant General Counsel II	1
Associate General Counsel I	1
Building/Construction Inspector	1
Complex Project Manager	1
Deputy Budget Director	2
Reassignment (cont.)	
Enterprise Server Analyst	1
Office Technician	1
Senior Early Childhood Education Division Fiscal Technician	1
Senior Office Technician	2
Rehire	**1**
Mobile Device Management Specialist	1
Grand Total	**30**

Hire Data of All Classified Employees
From July 22, 2026 to August 5, 2026
By New Hire, Reassignment, and Rehire

Classification	Prov	Reg / Perm	Restr	Return Retiree	Subs	Temp 1GXX	Temp	Grand Total
NEW HIRE								
Athletics Assistant					11			11
Early Education Center Aide I & (Restricted)					1			1
Environmental Health Specialist		1						1
Facilities Project Manager I		1						1
Naturalist		1						1
Outdoor-Education Center Assistant Manager		2						2
Out-of-School Program Worker and (Restricted)						14		14
Plumber		1						1
School Safety Officer		1						1
Special Education Trainee					9			9
New Hire Total		**7**			**21**	**14**		**42**

Hire Data of All Classified Employees
From July 22, 2026 to August 5, 2026
By New Hire, Reassignment, and Rehire

REASSIGNMENT								
Classification	**Prov**	**Reg / Perm**	**Restr**	**Return Retiree**	**Subs**	**Temp 1GXX**	**Temp**	**Grand Total**
Accounting Technician II		1						1
Administrative Analyst		2						2
Administrative Staff Aide		1						1
Area Facilities Services Director		11						11
Area Heating and Air Conditioning Supervisor		1						1
Assignment Technician		1						1
Assistant General Counsel II		1						1
Assistant Plant Manager II		1						1
Associate General Counsel I		1						1
Athletics Assistant					4			4
Building and Grounds Worker		4			1			5
Building/Construction Inspector		1						1
Carpenter		2						2
Complex Project Manager		1						1
Continuation School Office Manager		2					1	3
Deputy Budget Director		2						2
Early Education Center Aide I & (Restricted)		1			1			2
Early Education Center Office Manager		2					1	3
Enterprise Server Analyst	1							1
Food Service Manager I		1						1
Food Service Manager IV		1						1
Heating and Air Conditioning Fitter		1						1
Infant Care Aide and (Restricted)		2	1					3
Lieutenant		1						1
Naturalist		1						1
Office Technician		12			4			16
Outdoor-Education Assistant						3		3
Out-of-School Program Supervisor and (Restricted)						3		3
Out-of-School Program Worker and (Restricted)						6		6
Painter		2						2
Paralegal		1						1
Plant Manager I		1						1
Plant Manager II		2						2
Plant Manager III		1					1	2
Plant Manager IV							1	1
Pupil Services and Attendance Aide		3						3
School Administrative Assistant		12					6	18
School Climate Advocate & (Restricted)		1	1				1	3

Hire Data of All Classified Employees
From July 22, 2026 to August 5, 2026
By New Hire, Reassignment, and Rehire

REASSIGNMENT								
Classification	**Prov**	**Reg / Perm**	**Restr**	**Return Retiree**	**Subs**	**Temp 1GXX**	**Temp**	**Grand Total**
School Safety Officer		1						1
Senior Asbestos Abatement Worker		1						1
Senior Early Childhood Education Division Fiscal Technician		1						1
Senior Office Technician		6			1			7
Skip Load Operator		1						1
Special Education Assistant					5		1	6
Special Education Trainee					15			15
Stock Worker		1						1
Supervising Special Education Assistant		6						6
Supervisor, Plots Plans and Allotments		1						1
Reassignment Total	**1**	**95**	**2**		**31**	**12**	**12**	**153**

Hire Data of All Classified Employees
From July 22, 2026 to August 5, 2026
By New Hire, Reassignment, and Rehire

REHIRE								
Athletics Assistant					4			4
Early Education Center Aide I & (Restricted)					1			1
Early Education Center Attendant					1			1
Heating and Air Conditioning Fitter		1						1
Mobile Device Management Specialist		1						1
Out-of-School Program Worker and (Restricted)						4		4
School Administrative Assistant					2			2
School Climate Advocate & (Restricted)			1					1
Special Education Trainee					8			8
Supervising Special Education Assistant		1						1
Welder		1						1
Rehire Total		**4**	**1**		**16**	**4**		**25**
GRAND TOTAL	**1**	**106**	**3**		**68**	**30**	**12**	**220**

Summary

Temporary and Substitute employees are often needed for short periods of time to assume responsibilities for regular employees when they are unavailable; they are not intended to replace regular employees for an extended period of time. Positions for several classifications, such as Education Aides and Instructional Aides, are typically filled by restricted status employees.

LOS ANGELES UNIFIED SCHOOL DISTRICT
Human Resources Division

ATTACHMENT C

ROUTINE PERSONNEL ACTIONS

The Human Resources Division reports 69 certificated new hires during the time period covered by this report and a summary list of hires appears below. The 69 certificated new hires serve at schools and programs throughout the District and are comprised of both former employees selected from rehire lists and newly employed certificated employees. Substitute teachers continue to be hired to ensure increased coverage capacity for teacher absences.

Arts Education Itinerant Teacher	4
Early Childhood Ed Principal	1
Elementary Teacher	2
Elementary Teacher, Day-to-Day Substitute	23
Secondary Teacher	25
Special Education RSP Teacher	3
Special Education Teacher	5
Special Education Teacher, Moderate	2
Speech and Language Pathologist	3
Teacher Librarian	1

LOS ANGELES UNIFIED SCHOOL DISTRICT
Human Resources Division

ATTACHMENT D

ROUTINE PERSONNEL ACTIONS – SENIOR MANAGEMENT

Approval of contracts of employment for senior management employees appointed by the Board of Education in closed session on August 25, 2026. See attached list.

SENIOR MANAGEMENT CONTRACTS
CLOSED SESSION
AUGUST 26, 2026
(Revised)

NAME	TITLE	SERVICE	START DATE	END DATE	PROPOSED SALARY	*STEP
Jerome Kelanic	Chief Information Officer	Classified	9/16/2026	6/30/2028	$280,377.36	2/5
Michelle A. Rappino	Educational Transformation Officer	Certificated	8/27/2026	6/30/2027	$275,400.00	Fixed Rate

*Employees who are in classifications with steps and are not at top step are eligible for an increase during contract.

Los Angeles Unified School District

333 S. Beaudry Ave., Los Angeles, CA 90017
1208 Magnolia Ave., Gardena, CA 90247
9945 Laurel Canyon Blvd., Pacoima, CA 91331

Board of Education Report

File #: Rep-026-26/27, **Version:** 1 **Agenda Date:** 9/15/2026
In Control: Human Resources

Provisional Internship Permits
Human Resources Division

Brief Description:
(Provisional Internship Permits) Recommends approval of 4 teachers to be employed under the Provisional Internship Permits.

Action Proposed:
Approve request for 4 teachers to be employed under the Provisional Internship Permit pursuant to Title 5 California Code of Regulations, Section 80021.1.

Background:
The Provisional Internship Permit became effective on July 1, 2005 in anticipation of the phasing out of the former authorizing document. The Provisional Internship Permit is valid for one year and may not be renewed. During the first year of employment, the Provisional Intern teacher must meet all requirements for entrance into an accredited intern program.

The Los Angeles County Office of Education grants authority to the District to employ potential Provisional Interns on a Temporary County Certificate until such time that the Board of Education approves their employment under the Provisional Internship Permit. Commission on Teacher Credentialing (CTC) regulations require that the request to employ Provisional Interns be approved by the Board and submitted to the CTC within three months of the teachers beginning their assignment.

The CTC requires that the governing board be presented with a list of teachers to be employed under the Provisional Internship Permit (Attachment A).

Expected Outcomes:
The approval of Provisional Internship Permits will enable the District to continue to staff teacher vacancies in shortage subject fields with individuals committed to completing the requirements to enter into an intern program and subsequently earn a full credential.

Board Options and Consequences:
Approval of Provisional Internship Permits will afford the District the opportunity to hire new special education teachers who will be required to follow a prescribed and rigorous pathway that results in the earning of both full state and federal teacher certification.

If the Provisional Internship Permits are not approved, and a full-time teacher cannot be hired, classroom vacancies would be staffed by a series of individuals in possession of only Emergency 30-Day Substitute Teaching Permits. Day-to-day substitutes are not required to be enrolled in a teacher education program and may only remain in a special education classroom for a maximum of twenty days, after which time they are

deemed by the State as inappropriately assigned.

Policy Implications:
This action does not change District policy.

Budget Impact:
These are contracted full time teachers working under a provisional internship permit. The positions are either norm funded, funded by the Division of Special Ed, or purchased by the school site.

Student Impact:
The goal of Human Resources Division is to ensure that there is an appropriately authorized teacher in every classroom. In areas of high need such as special education where there might be a teacher shortage, the District may approve the use of Provisional Internship Permits, which authorize a teacher candidate to step into the classroom as the teacher of record while they take the necessary steps to enroll in a credential program.

Issues and Analysis:
Not applicable

Attachments:
Attachment A - Teachers with Provisional Intern Permits

Submitted:
08/28/26

RESPECTFULLY SUBMITTED,

ANDRÉS E. CHAIT
Superintendent of Schools

APPROVED BY:

KRISTEN K. MURPHY
Associate Superintendent
Talent & Labor Relations

REVIEWED BY:

DEVORA NAVERA REED
General Counsel

✓ Approved as to form.

APPROVED & PRESENTED BY:

FRANCISCO J. SERRATO
Chief Human Resources Officer
Human Resources Division

REVIEWED BY:

KURT E. JOHN
Deputy Chief Financial Officer

✓ Approved as to budget impact statement.

Attachment A

Teachers with Provisional
Intern Permits

No.	Name	School	Region	BD	Subject	Effective
1	Paulina Valdivia	Vermont Avenue Elementary	South	1	Extensive Support Needs & Mild/Moderate Support Needs	8/5/2026
2	Ricardo Analco-Noyola	Richland Avenue Elementary	West	4	Extensive Support Needs & Mild/Moderate Support Needs	8/5/2026
3	Sergio Lopez Macias	South Gate Senior High	East	5	Extensive Support Needs & Mild/Moderate Support Needs	8/4/2026
4	Martin Vargas Osorio	Harding Street Elementary	North	6	Extensive Support Needs & Mild/Moderate Support Needs	8/10/2026

Los Angeles Unified School District

333 S. Beaudry Ave., Los Angeles, CA 90017
1208 Magnolia Ave., Gardena, CA 90247
9945 Laurel Canyon Blvd., Pacoima, CA 91331

Board of Education Report

File #: Rep-035-26/27, **Version:** 1 **Agenda Date:** 9/15/2026
In Control: Legislative Affairs & Government Relations

Ratification of Non-Formula Grant Agreements:
Office of Grants Administration

Brief Description:
(Ratification of Non-Formula Grant Agreements:) Recommends the ratification of those actions related to the application for, and receipt of non-formula grants, including the execution of related agreements and documents, taken by the Office of Grants Administration and Office of the Superintendent within delegated authority as listed in Attachment "A".

Action Proposed:
Ratify the grant actions related to the application for, and receipt of non-formula grants, including the execution of related agreements and documents, taken by the Office of Grants Administration and Office of the Superintendent within delegated authority as listed in Attachment "A".

Background:
Prior to the establishment of the Office of Grants Administration, the District's approach to grant management was decentralized with multiple departments and schools independently identifying and pursuing supplemental funding for their respective areas when they have available resources to do so.

Pursuant to Board Report No. 160-07/08 and No. 248-17/18, and a December 2012 Board Resolution, the Superintendent and/or their designee are authorized to sign on behalf of the Board of Education (Board) grant applications, amendments, and related correspondence, such as letters of support, prior to submission. Upon receipt of the grant, an action item is to be presented to the Board for ratification. Various other previously issued delegations granted authority to certain Divisions and Offices to accept grant funds and/or to execute grant amendments on behalf of the Board.

Expected Outcomes:
Approval of these items will allow the resources and services provided by these non-formula grants to be awarded to the Los Angeles Unified School District and schools that support Board policies and goals.

Board Options and Consequences:
The Board can approve all actions presented or postpone selected actions pending receipt of additional information. Non-ratification of non-formula grants awarded under delegated authority in Attachment "A" may result in immediate unavailability of resources or discontinuance of services, or both.

Policy Implications:
This action does not change District policy and conforms to California Education Code sections 35161 and 17604, which permit the Board of Education to delegate authority to contract, including by way of grants, in the name of the District, and which the Board exercised on December 12, 2017.

Budget Impact:
The receipt of these non-formula grant funds will result in additional one-time resources for individual schools as grant recipients or in support of districtwide initiatives that could benefit students, staff and the school community. Any grants that require matching funds are reviewed to ensure the matching requirements are within existing budget authority previously approved by the Board.

Student Impact:
The grant funds could benefit students directly or indirectly depending on the purpose of the grant.

Issues and Analysis:
There are no policy implications on these non-formula grants. The Office of General Counsel and Procurement Services Division have reviewed and approved agreements where "authorization to negotiate and execute" is sought.

Attachments:
Attachment A - Ratification of Non-Formula Grants List

Previously adopted Board report referenced under background section:

- Adopted December 11, 2007, Board Report, No. 160-07/08 <https://drive.google.com/file/d/1qwcprGbqNNLnzUnExE3FKzZpZwAPrkEZ/view>
- Adopted December 12, 2017, Board Report No. 248-17/18 <https://drive.google.com/file/d/1qwcprGbqNNLnzUnExE3FKzZpZwAPrkEZ/view>
- Adopted December 11, 2012, Board Resolution <https://drive.google.com/file/d/1sGTfFxBHmL1if81Qp0QpKxAVYIFVnEsO/view>

Submitted:
08/31/26

RESPECTFULLY SUBMITTED,

ANDRÉS E. CHAIT
Superintendent of Schools

APPROVED BY:

PEDRO SALCIDO
Deputy Superintendent

REVIEWED BY:

DEVORA NAVERA REED
General Counsel

✓ Approved as to form.

APPROVED & PRESENTED BY:

MARTHA ALVAREZ
Chief of Legislative Affairs and
Office of Governmental Relations

REVIEWED BY:

KURT E. JOHN
Deputy Chief Financial Officer

✓ Approved as to budget impact statement.

Ratification of Non-Formula Grants List

CALIFORNIA DEPARTMENT OF EDUCATION (CDE)

Name of Grant:	After School Education and Safety (ASES) Program
Division/School:	Division of Special Education and Specialized Programs / Beyond the Bell Schools List
Funding Amount:	$86,041,963.13
Funding Period (Term):	July 1, 2025 – June 30, 2027
Purpose:	The After School Education and Safety (ASES) Program was established through the passage of Proposition 49 on November 5, 2002, which significantly increased state funding for before and after school programs throughout California. As a local educational agency (LEA), the Los Angeles Unified School District (LAUSD) successfully applied for this competitive grant through the California Department of Education's (CDE) Request for Application (RFA) process. The annual ASES grant allocation of $86,041,963.13 consists of an original $81,062,217.19 allocation funding 537 schools, which have benefited from ASES funding for more than a decade, and a new cohort approved in Spring 2026, of $4,979,745.94 for 30 schools. This ongoing grant program enables LAUSD to provide expanded learning enrichment programs for students at 567 elementary and middle schools.
District Implementation:	The grant is centrally administered by LAUSD, with Beyond the Bell monitoring expenditures and tracking funds by each participating school's cost center to ensure proper fiscal oversight and compliance. The ASES grant is implemented through Beyond the Bell's Expanded Learning Program for Before and After School Services. The after school program allocation of this grant is for an average of 83 students a day at elementary schools and 111 students a day at middle schools. The before school program allocation of this grant is for an average of 20 students a day at elementary schools. High priority is given to foster and unhoused students, but these programs are open to all students enrolled at each of the funded schools. This continuing grant has the following key outcomes: improved academic performance, better school attendance, improved behavior, enhanced social-emotional growth (e.g., empathy, teamwork), and a safe environment for students in underserved communities.

CALIFORNIA DEPARTMENT OF EDUCATION (CDE)

	The grant expenditure types include: - Part-Time, Classified and Certificated salaries - Books, supplies and program materials - Professional Services

CALIFORNIA COMMUNITY COLLEGES CHANCELLOR'S OFFICE, VIA PASADENA AREA COMMUNITY COLLEGE DISTRICT AS FISCAL AGENT

Name of Grant:	Los Angeles Regional Consortium Year 8 K-12 Pathway Coordinator Host Program
Division/School:	Division of Instruction / CTE Linked Learning Schools List
Funding Amount:	$140,000
Funding Period (Term):	July 1, 2026 – June 30, 2027
Purpose:	The purpose of these funds is to continue supporting LAUSD's role as the host local education agency for the Los Angeles Regional Consortium (LARC) K-12 Pathway Coordinator during the 2026–2027 grant year. The coordinator strengthens regional K–14 pathway alignment, dual enrollment, articulation, work-based learning, pre-apprenticeship development, internships, parent outreach, and collaboration among high school LEAs, Los Angeles Community College District (LACCD) colleges, LARC, and regional partners.
District Implementation:	The grant will be implemented centrally through LAUSD's CTE-Linked Learning department to fund the existing K-12 Pathway Coordinator, classified as a Program Associate. LAUSD has received funding for this position in prior years and has again been awarded the grant for this upcoming year. The coordinator will support regional K–14 pathway alignment across LAUSD, LACCD colleges, LARC, high school LEAs, and regional partners. Activities include dual enrollment expansion, articulation, pre-apprenticeship development, internships, work-based learning, parent outreach, and regional resource sharing. Funds are not allocated directly to schools. Support is provided based on pathway needs and regional priorities. The grant expands equitable access to college and career readiness opportunities. The $140,000 budget supports salary, benefits, and indirect costs.

CALIFORNIA DEPARTMENT OF EDUCATION (CDE)

Name of Grant:	Golden State Pathways Program (GSPP): Implementation Grant
Division/School:	Division of Instruction / Career Technical Education – Linked Learning Schools List
Funding Amount:	$4,367,820
Funding Period (Term):	July 1, 2026 – June 30, 2029
Purpose:	Over the three-year implementation period, the GSPP grant will enable schools to build and expand pathways in technology, health care, education, climate-related fields, and other high-wage, high-skill, and high-growth industries. The grant supports pupils in transitioning from high school to college and career while developing the workforce necessary for economic growth in California. It encourages ongoing collaboration between LAUSD, institutions of higher education, employers, and community partners to develop and expand innovative college and career pathways in alignment with state and regional labor market needs.
District Implementation:	The GSPP grant will be implemented at each participating school site through a comprehensive approach that supports the development and sustainability of high-quality, integrated college and career pathways. Schools will work collaboratively with district staff, postsecondary institutions, industry partners, and community stakeholders to achieve nine grant outcomes by expanding access to dual enrollment opportunities, providing meaningful work-based learning experiences, strengthening integrated student support services, and creating industry-connected and articulated pathways that prepare students for postsecondary education and high-demand careers. School teams will also establish sustainable systems for pathway implementation, engage in continuous collaboration and improvement, and maintain accurate data and documentation to monitor progress, evaluate outcomes, and ensure compliance with grant requirements. Approximately 1,600 students will be impacted. This “implementation” grant is the successor to the GSPP “planning” grant. During the “planning” stage, schools identified the specific type of pathway and courses they will be offering, curriculum planning, identifying industry partners, as well as hiring CTE instructors. School expenditures under the GSPP grant will vary based on each school's approved implementation plan, pathway needs, and staffing structure. In some cases, funds may be allocated toward salaries for a dedicated GSPP counselor, particularly at schools operating two or more GSPP pathways, while other schools may prioritize instructional resources and pathway-specific equipment. Additional allowable expenditures may include specialized instructional technology, field

CALIFORNIA DEPARTMENT OF EDUCATION (CDE)

.	trips aligned to pathway themes and career exploration, and other CTE-related instructional materials that enhance pathway implementation. Historically, schools have used grant funds differently depending on their pathway focus and stage of implementation, with expenditures tailored to support high-quality CTE programs

LOS ANGELES COUNTY DISTRICT 3 SUPERVISOR LINDSEY HORVATH

Name of Grant:	Social Program Agreement Grant for Vista MS Music Department
Division/School:	Vista Middle School (BD 6 / Region North, Priority School, SENI)
Funding Amount:	$15,000
Funding Period (Term):	March 1, 2026 – December 31, 2026
Purpose:	The funds will be used by the Vista MS Music Department to improve the learning environment and better support their growing program of approximately 200 students. The funds will help ease the cost of offering music and extracurricular programs that give students a safe, supportive place to learn, create, and feel a sense of belonging, especially in a community with limited access to safe public green or art spaces. Vista MS is a Title I school located on the border of Panorama City and North Hills, two communities that are often underserved and underrepresented.
District Implementation:	This grant will be used to purchase equipment and materials that are aged in the music room (such as chairs, chair racks, music stands, storage, and worn music books). This will reach all of the students in the school-day program, and students who participate in the enrichment programs outside of the school-day. The grant program is available to all students, as there are school-day classes that are beginning/introductory courses. All students are welcome to join the enrichment programs outside of the school day as well. The school is 96.67% Title I (for the 2025-2026 school year) and will be serving primarily low-income students and families.

Total Count of Grant Awards = 4
Total Aggregate Value = $90,564,783.13

Los Angeles Unified School District

333 S. Beaudry Ave., Los Angeles, CA 90017
1208 Magnolia Ave., Gardena, CA 90247
9945 Laurel Canyon Blvd., Pacoima, CA 91331

Board of Education Report

File #: Rep-034-26/27, **Version:** 1 **Agenda Date:** 9/15/2026
In Control: Legislative Affairs & Government Relations

Request for Approval of California Education Policy Agenda
Office of Legislative Affairs and Governmental Relations

Brief Description:
(Request for Approval of California Education Policy Agenda) Recommends authorizing the Office of Governmental Relations (OGR), on behalf of Los Angeles Unified, to adopt the Policy Agenda as a multi-year strategic roadmap that will help inform the District's short-term and longer-term advocacy objectives. This document will be shared with the Governor's Administration, the State Superintendent of Public Instruction and the State Legislature. All priorities and proposals in the Policy Agenda align with and support the goals, strategies, and initiatives of the District's 2026-30 Strategic Plan.

Action Proposed:
Approve the proposed California Education Policy Agenda.

Background:
The Office of Governmental Relations (OGR) has developed Los Angeles Unified's California Education Policy Agenda to establish a comprehensive, unified set of State policy and funding priorities for the incoming Governor's Administration and State Superintendent of Public Instruction. The Policy Agenda reflects the District's assessment of key State-level education policy and funding opportunities to advance the educational success, well-being, and long-term outcomes of Los Angeles Unified students and families.

The development of the California Education Policy Agenda provides an opportunity for the District to proactively communicate its priorities to the next Governor and newly elected State officials and other policymakers and establish a multi-year framework for coordinated advocacy on issues of importance to Los Angeles Unified. The priorities outlined in the Policy Agenda were developed in consultation with District divisions and subject matter experts and are aligned with the goals, strategies, and initiatives of the District's 2026-30 Strategic Plan.

The California Education Policy Agenda differs from the annual Advocacy Agenda the Board adopts every December. Whereas the Advocacy Agenda includes the immediate policy and funding priorities for the upcoming legislative cycle including approval of the District's sponsored bills for that legislative session, the California Education Policy Agenda is a longer-term, complementary effort containing priorities that may require a multi-year advocacy strategy and coalition building to educate State policymakers and other stakeholders and build support for substantive changes.

Expected Outcomes:
Approval of the California Education Policy Agenda will establish a unified framework for Los Angeles Unified's State-level advocacy and provide the OGR with clear priorities to advance with the incoming Governor's Administration and other State policymakers. OGR will use the agenda to strengthen State partnerships and advocate for policies and investments aligned with District goals and priorities.

Board Options and Consequences:
Approval will allow OGR to proactively advance the District's State policy and funding priorities with the next Governor's Administration and newly elected State officials and engage early in the development of specific policies and budget proposals affecting Los Angeles Unified.

Delay in approval could limit the District's ability to effectively influence early policy and budget discussions and establish the District's priorities.

Policy Implications:
The Policy Agenda supports existing Board policies and are in alignment with the District's 2026-30 Strategic Plan.

Budget Impact:
None

Student Impact:
The California Education Policy Agenda supports Los Angeles Unified students by advancing State policies and investments that strengthen educational opportunities, student well-being, and long-term outcomes.

Equity Impact:

Component	Score	Score Rationale
Recognition	**3**	The Policy Agenda recognizes that students and families experience different barriers to educational success and identifies State policy and funding priorities intended to address disparities in educational opportunity, student well-being, and access to critical supports. The agenda provides an opportunity for the District to elevate the needs of historically underserved and higher-need student populations in State policy discussions.
Resource Prioritization	**3**	The Policy Agenda includes proposals intended to strengthen and direct State investments toward areas of greatest need, including supports for African American and Latino students, as well as other populations that historically face barriers to educational success. By advocating for targeted and sustained State funding, the District can help ensure resources are available to schools and students with the greatest needs.

Component	Score	Score Rationale
Results	**2**	Successful advocacy on the priorities outlined in the Policy Agenda could result in State policies, funding, and programs that improve educational access, student well-being, and long-term outcomes, particularly for students facing greater barriers to success. However, the Policy Agenda itself does not directly allocate resources or implement programs, and measurable results will depend on State action and subsequent District implementation.
TOTAL	**8**	

Issues and Analysis:
None

Attachments:
Attachnent A - Los Angeles Unified School District California Education Policy Agenda

Submitted:
08/31/26

RESPECTFULLY SUBMITTED,

ANDRÉS E. CHAIT
Superintendent of Schools

APPROVED BY:

PEDRO SALCIDO
Deputy Superintendent

REVIEWED BY:

DEVORA NAVERA REED
General Counsel

✓ Approved as to form.

APPROVED & PRESENTED BY:

MARTHA ALVAREZ
Chief of Legislative Affairs and
Office of Governmental Relations

REVIEWED BY:

KURT E. JOHN
Deputy Chief Financial Officer

✓ Approved as to budget impact statement.

ATTACHMENT A

Los Angeles Unified School District

CALIFORNIA EDUCATION POLICY AGENDA

September 2026

WWW.LAUSD.ORG

Table of Contents

Preface 1
Academics 4
- Promoting High-Quality Early Learning 4
- Mandatory Kindergarten 5
- Teacher Preparation 6
- Curriculum and Graduation Requirements 7
- College and Career Readiness 8

Accountability 8
Adequacy of Funding 10
- Protect Proposition 98 10
- Updating the Local Control Funding Formula 11
- Enrollment-Based Funding 12
- Special Education 13
- Funding Healthcare and Pension Costs 14
- State Revenue Solutions 14

AI Innovation and Guardrails 15
Emergencies 15
School Facilities 16
Student Housing and Homelessness 17
Conclusion 17
Executive Summary 18

Preface

The Los Angeles Unified School District (Los Angeles Unified) welcomes the opportunity to serve as a resource and partner to the State of California as it shapes the next chapter of public education. As the largest school district in California and the second largest in the nation, our scale, diversity, and experience provide a unique perspective on both the opportunities and practical challenges facing school systems across the state.

Spanning a geographic area that stretches across 710 miles, including the City of Los Angeles and parts of 25 other cities in the Greater Los Angeles Area, Los Angeles Unified takes immense pride in its duty to ensure that every student graduates ready for the world.

Los Angeles Unified serves a diverse community of more than 400,000 students in pre-kindergarten through adult education. As of fall 2025, English and 166 other languages are spoken by students at Los Angeles Unified schools. Over 86 percent of our students are identified as low-income, English learners, and/or foster youth. The students of Los Angeles Unified comprise every demographic group in California and include a greater number of African American and Latino students than the average California public school.

Ethnicity/Race	California[1]	LAUSD[2]
African American not Hispanic	4.8%	7.0%
American Indian or Alaska Native	0.4%	0.1%
Asian	10.3%	3.5%
Filipino	2.2%	1.8%
Hispanic or Latino	56.0%	72.0%
Pacific Islander	0.4%	0.2%
White not Hispanic	19.7%	9.9%
Two or More Races Not Hispanic	4.9%	2.3%
None Reported	1.3%	3.2%

Since emerging from the COVID-19 pandemic, Los Angeles Unified has achieved major increases in student achievement, with meaningful improvements in English, Math and Science that outpace the academic growth of other large urban school districts in the state and nation.[3] The percentage of students who scored "proficient" or "advanced" on the Smarter Balanced Assessment has significantly increased in every subject and for all grade levels and almost all student groups. Over the past year alone, scores have risen at least three percent in each subject. More students are completing A-G requirements, and access to opportunities such as Advanced Placement coursework and Gifted and Talented Education has expanded.

---

[1] California Department of Education. (2026). "Fingertip Facts on Education in California." [Website] Accessed at https://www.cde.ca.gov/ds/ad/ceffingertipfacts.asp

[2] Los Angeles Unified School District. (2026). "Fingertip Facts 2026-27." [Fact sheet] Accessed at https://www.lausd.org/facts

[3] Educational Opportunity Project. (2026). "Trends in Academic Performance in Los Angeles Unified, California." [Report] Accessed at https://edopportunity.org/reports/trends/2025/CA/report_CA_0622710_los-angeles-unified.pdf

Despite the districtwide academic gains, achievement gaps persist for African American and Latino students, and the largest gaps are found in Students with Disabilities and English Learners -– long-term trends that are mirrored in school districts throughout California.[4]

Los Angeles Unified leads the state in offering targeted interventions and innovative programs designed to address historical challenges common to large and diverse urban school districts. The Black Student Achievement Plan (BSAP), open to all students, addresses the longstanding disparities in educational outcomes for marginalized students by fostering high academic performance, social-emotional awareness and management, and a positive cultural identity for students.

Additional academic offerings available to all students include our 333 magnet programs, which provide rigorous, high-quality, theme-based instruction designed to facilitate student learning and promote academic achievement.

To ensure that students are prepared for college and career, the District offers more than 70 Linked Learning Pathways that provide a high-quality education that blends rigorous academics, career technical education, work-based learning, and comprehensive student supports to equip students with the skills and certifications they need to succeed in high-demand careers.

Los Angeles Unified is consistently at the cutting edge of policies and initiatives that drive national conversations:

- **Phone-Free School Day** – The largest district in the country to institute a "bell to bell" cell phone ban to promote academic performance and student well-being.
- **Student Screen Time Limits** – Adopted developmentally appropriate guardrails on instructional technology for all grade levels, including eliminating personal devices in school for TK-1st grade and limiting screen time on school-issued devices to amounts of time considered appropriate for each grade span.
- **Community-Based Safety** – Committed to a community-based safety model that aligns programs and strategies to address the unique needs of school communities, including Safe Passage, community development, violence prevention, and peacebuilding efforts. This approach emphasizes collaboration with community partners to create safer, more supportive environments for students and families.
- **Electrifying Our Bus Fleet** – Reduced carbon emissions by electrifying 250 (nearly 20 percent) of the District's school bus fleet. Nearly three-quarters of the District's 1,300 buses now run on alternative fuel.
- **Transitional Kindergarten (TK) Expansion** – Led in expanding TK to serve all four-year-olds ahead of the state mandate and is working on expanding its State Preschool Program to serve more younger children.
- **Dual Enrollment** – Ensured all high school students may earn college credit while still in high school through dual enrollment in Los Angeles Community Colleges, or on the high school campus through a College and Career Access Pathways partnership.

[4] Legislative Analyst's Office. (2020). "Narrowing California's K-12 Student Achievement Gaps." [Report] Accessed at https://lao.ca.gov/Publications/Report/4144

- **Employee Housing** – Facilitated the development of 235 units of affordable housing across four affordable housing apartment complexes on district property, including units with a preference for Los Angeles Unified employees.

The role of schools in California continues to evolve into more than just a purely academic institution. In addition to traditional academics, arts, and athletics, schools must now provide critical mental health services to ensure student success. Moreover, for our students to thrive in our schools and fully engage in their academic experience, we must also commit to creating environments where they feel safe, welcome, and excited to learn. Los Angeles Unified, often leading the way for other schools throughout California, embraced this charge by endeavoring to serve the whole child. Los Angeles Unified endeavors to strengthen the social, emotional, and physical health of students so they may attend school prepared and energized. To that end, Los Angeles Unified currently provides a continuum of mental and physical health services for students and families at 14 mental health clinics, 19 wellness centers, 56 school-based health clinics/wellbeing centers, and by providing telehealth options. While we are proud of our efforts to meet student needs, the State remains an important partner in ensuring the successful implementation of the Children and Youth Behavioral Health Initiative and committing to make adjustments, as necessary, to help schools maximize reimbursements through the fee schedule.

Furthermore, because of its scale, location, and student population, Los Angeles Unified is also often on the front lines of responding to the region's most significant opportunities and urgent challenges. In the face of heightened immigration enforcement, we have engaged extensively with our network of families and community partners to provide trusted resources and support to our immigrant communities. Ahead of the 2020 Census, we conducted an outreach campaign to help ensure students and families were counted. Los Angeles Unified remains committed to collaborating with the State and other stakeholders on efforts that will shape the region in the coming years, from responding to ongoing immigration enforcement activities to planning for the 2028 Olympic and Paralympic Games in Los Angeles and the 2030 Census.

Strong leadership from the State of California is critical to the ability of Los Angeles Unified and school districts throughout the state to support the academic achievement and social-emotional well-being of students while closing educational equity gaps. As the second largest employer in Los Angeles County, this Policy Agenda was developed with insights from our experienced district instructional leaders and is grounded in Los Angeles Unified's core beliefs of equity, collaboration, and excellence.

As the new Administration establishes its priorities, Los Angeles Unified stands ready to share data, implementation experience, subject-matter expertise, and lessons learned. Our scale will not mirror every district, but it allows us to test policy across a uniquely broad range of student needs, communities, facilities, and operating conditions. We welcome the opportunity to serve as a thought partner to the Governor, State Superintendent of Public Instruction, State Board of Education, Legislature, and state agencies in developing policies that are effective, equitable, practical to implement, and responsive to California's diverse school communities.

Academics

California has transformed the educational experience in the last decade, introducing major new initiatives such as Community Schools, Transitional Kindergarten, and the Expanded Learning Opportunities Program. However, the State is still largely educating students using a system that was developed early in the 20th century. Despite increases in state spending, California continues to experience stubborn achievement gaps between student groups and lower performance overall compared to other states and countries.[5] In 2025, a report from UC San Diego found that one in eight admitted students was unprepared for college math.[6]

We believe that the time has come to open conversations about how education should be changed to promote success for all students in the modern world. This means not only increased funding or services to existing programs, but also a new consideration of what modern research tells us about how students learn, what environments best support education, and ways we can offer diverse opportunities to meet diverse needs.

Promoting High-Quality Early Learning

Los Angeles Unified offers opportunities for all learners from early education through adulthood. One of our missions in supporting our students and their families is to offer high-quality early learning and care opportunities. Los Angeles Unified operates a large full-time California State Preschool Program (CSPP), offering families high-quality, full-day, full-year care, and a smaller General Childcare contract that allows us to offer care for infants. We are proud to support our parenting students with infant care, including a dedicated school for new mothers completing high school.

The expansion of Transitional Kindergarten (TK) has been transformative for families statewide but has caused significant structural challenges for providers serving young children. Traditionally, four-year-olds have served to "subsidize" infants and toddlers, who require a far lower ratio of adults to children for high-quality care.[7] As four-year-olds moved to TK, the child care reimbursement system has not adequately adjusted to cover the high cost of infant and toddler care without a revenue-generating preschool classroom. Additionally, the developmental needs and practices of an infant and toddler classroom are very different from that of a preschool classroom. Many preschool teachers lack both the training and interest to move to infant and toddler work.[8] Many preschool teachers have transitioned to TK classrooms, where they can continue to work with their preferred age group, often at higher pay.

---

[5] Lafortune, Ugo & Guinan. (2025). "Updating California's school funding formula: Assessing alternatives and trade offs." Public Policy Institute of California. Accessed at https://www.ppic.org/publication/updating-californias-school-funding-formula-assessing-alternatives-and-trade-offs/

[6] University of California San Diego Senate-Administration Workgroup on Admissions. (November 6, 2025). "Final Report." Accessed at https://senate.ucsd.edu/media/740347/sawg-report-on-admissions-review-docs.pdf

[7] Bilik et al. (2025). "Building a vision for universal public childcare: Principles of a childcare system that works for workers and families." Roosevelt Institute. Accessed at https://economicsecurityproject.org/wp-content/uploads/RI_Building-Universal-Public-Childcare-Workers-Families_Report_072025.pdf

[8] Fuller, Land & Zhang. (2025). "Pre-K pivot? How preschools shift to younger children in Los Angeles." [Policy brief] UC Berkeley Equity and Excellence in Early Childhood. Accessed at https://drive.google.com/file/d/18KAT7-aXb1DoHDiFzaknPL9dNXgipri1/view

To stabilize the early learning sector, Los Angeles Unified strongly supports the proposed single reimbursement rate system. We urge the State to begin the challenging work of identifying an ongoing funding stream outside the Proposition 98 guarantee that can support this vital initiative. We also support efforts to reframe and expand CSPP to serve younger students, now that many four-year-olds are instead enrolling in TK. Those efforts include removing the sunset on serving two-year-olds, the new expansion of community eligibility announced in the 2026 budget trailer bill, and a review of enrollment and eligibility requirements that make CSPP less attractive than other options, even when it is a better fit for the child's or family's needs.

MANDATORY KINDERGARTEN

The first five years of age are pivotal for children and their physical, intellectual, and socio-emotional development. Kindergarten helps build the educational foundation for future learning and success. However, since kindergarten is not a mandatory grade level, students who do not attend miss fundamental instruction, putting them at a disadvantage in a classroom setting as they enter first grade. The full expansion of Transitional Kindergarten magnifies this impact – children who are entering school for the first time in first grade are sitting next to peers who already have two years of formal education.

Research demonstrates that children exposed to kindergarten mandates are more likely to go to college, earn more, and are less likely to experience poverty as adults. These impacts are larger for Black and Latino youth than for their white peers.[9] Currently, eighteen states (including Washington, D.C.) require kindergarten attendance.[10] Mandatory kindergarten furthers equity and has the potential to help reduce the opportunity gap, which dramatically increased during the COVID-19 pandemic. In Los Angeles Unified, our internal data demonstrates that kids who attend kindergarten do better on their year-end assessments in first, second, and third grade and have higher scores on their Smarter Balanced tests as late as fifth grade.

Furthermore, California has invested significant sums in improving outcomes for our youngest learners, through Transitional Kindergarten, expansion of the California State Preschool Program, and literacy screening and coaching programs in early grades. Mandatory kindergarten will help leverage these investments for the greatest outcomes, decreasing the achievement gap and helping all California children to succeed. To support successful implementation, we urge the State to implement mandatory kindergarten starting in 2029 to allow time for districts to prepare and conduct outreach to families.

---

[9] Jenkins, J. and Rosales-Rueda, M. (August 29, 2019). "The Returns of an additional year of school; the case of state-mandated kindergarten." Medium. Accessed at https://medium.com/esspri/the-returns-of-an-additional-year-of-school-the-case-of-state-mandated-kindergarten-caf446de1f2d

[10] Education Commission on the States. (2023). "50 state comparison; state K-3 policies." [Webpage] Accessed at https://www.ecs.org/50 -state-comparison-state-k-3-policies-2023/

TEACHER PREPARATION

Research has established that teacher preparation and certification are by far the strongest correlates of student achievement in reading and mathematics, even when controlling for student poverty and language status.[11]

Unlike many states, California primarily prepares teachers through a one-year post-graduate credential program, rather than integrating teacher preparation with a four-year baccalaureate program. As a result, teacher preparation programs are unable to focus on developing deep subject matter knowledge in addition to pedagogy in a one-year program.[12] Additionally, California is unusual in that its most common credentials stretch across grade spans. Both the single subject credential and multiple subject credential are permitted for use in grades from preschool to adults, despite exceptionally different pedagogical strategies needed to address different ages.[13]

The National Council on Teacher Quality ranks California's overall teacher preparation for mathematics as "weak" and "below the national average."[14] Despite several years of concentrated focus on literacy, the State fared little better in that area, with 40% of programs ranked as a D or F in teaching literacy instruction. The literacy review also found that, despite California's linguistic diversity, California's teacher preparation programs ranked below most other states in preparing teachers to support literacy among dual language learners.[15]

Other credential programs also suffer from a misalignment of curriculum with the eventual job function. For example, the School Counselor credential focuses on mental health and social-emotional wellness, but the actual job of a school counselor is to support the successful progress of students through school to college or career (mental health may be provided by a counselor but is now more frequently provided by a dedicated school psychologist, social worker, or other staff). In Los Angeles Unified's experience, many counselors hired do not have the foundational knowledge of graduation requirements, A-G requirements, dual enrollment, financial aid, and other detailed information that is needed to support student academic success.

This very broad and general preparation may in turn contribute to the very high turnover rate for new teachers, by leaving teachers unprepared for the specific challenges they may face in the classroom.

---

[11] Darling-Hammond, 2000, as cited in: Lieberman, T. (June 23, 2021). "Senate Bill 488 Committee Analysis." California Assembly Committee on Education.

[12] Grossman, P. and Kaul, M. (2026). "Teacher certification policies: balancing quality and access in the teaching profession." [Technical Report] Getting Down to Facts III. Accessed at https://gettingdowntofacts.com/sites/default/files/Teacher%20Certification%20Policies_%20Balancing%20Quality%20and%20Access%20in%20the%20Teaching%20Profession.pdf

[13] Ibid

[14] National Council on Teacher Quality (n.d.). "Solving for success: how to improve math instruction in California." Accessed at https://teacherquality.nctq.org/dmsView/TPRMath_CA

[15] Ellis, C., Noble, R., Drake, G., & Peske, H. (2026). "Teacher Prep Review: Decoding Progress in Reading Preparation." National Council on Teacher Quality. Accessed at https://www.nctq.org/wp-content/uploads/2026/05/NCTQ-Teacher-Prep-Review-Decoding-Progress-in-Reading.pdf

More than one in four teachers quit in their first year or two of teaching, a rate that remains elevated for teachers in their third to fifth year.[16]

New teachers are additionally burdened by a shortage of mentor teachers and frequent placement in the most challenging schools, among other reasons. These factors contribute to high teacher turnover, a major factor in the persistent teacher shortage.

The State may wish to consider:

- Would age-span specific credentials (like the P3 credential) better prepare teachers to meet students' developmental needs?
- Should California shift from a post-baccalaureate degree to focus primarily on integrated four-year degrees, as is common in other states?
- Are existing teacher preparation programs adequately preparing candidates to teach foundational skills in literacy, mathematics, and other priority areas?
- How can California support ongoing professional development opportunities after a teacher is fully credentialed?
- How can California develop incentives to encourage teachers to stay in the field and continue to develop their skills?

We encourage the State to continue the admirable work that Governor Newsom has started to both support teacher applicants and to identify and resolve barriers to entering and remaining in the field, as well as identify ways that improved teacher preparation can support better student outcomes.

CURRICULUM AND GRADUATION REQUIREMENTS

Los Angeles Unified supports efforts to update California's curriculum frameworks and graduation requirements to prepare all students to succeed in the modern world and to promote the values of health, wellness, equity, and inclusion by uplifting stories and perspectives that have not traditionally been emphasized.

At the same time, legislative efforts in recent sessions have added substantial new requirements without removing or revising existing standards. Given the fixed amount of instructional time per day and throughout the school year to meet all mandated curricula, adding requirements without removing or revising others results in classes that are rushed and superficial, rather than allowing students time to deeply understand topics and develop critical thinking and learning skills. Piecemeal efforts, sometimes led by individual interest groups, are not the best way to develop a holistic, comprehensive curriculum that helps all students graduate ready for the world.

Additionally, Los Angeles Unified is committed to providing comprehensive graduation pathways that provide all students with access to equitable opportunities for college and career readiness. For this reason, we are concerned with any efforts to add additional graduation requirements or create new required classes. Students already receive a broad liberal arts education that prepares them to pursue a variety of career and life goals upon graduation. While well-intentioned,

[16] Leung-Gagné et al. (2026). "California's teacher shortages: trends in supply, demand and turnover." Learning Policy Institute. Accessed at https://learningpolicyinstitute.org/product/gdtf-californias-teacher-shortages-brief

every additional required class removes the opportunity for a student to pursue an elective, career technical education, or advanced learning in a field of interest. Constricting options for students by mandating additional required classes further complicates master schedules at high schools and decreases the flexibility necessary to increase enrollment in Advanced Placement, International Baccalaureate, dual enrollment, and career technical education options for students. Additional required classes also compound inequity for students who need to complete English Language Development in addition to English Language Arts, students who need to retake classes to graduate, and other students who may fall behind the typical curriculum schedule.

We urge the State to undertake a holistic review of California's curriculum to identify what items are outdated or no longer a priority and can be removed to make room for more modern or inclusive learning.

Similarly, a comprehensive review of graduation requirements to ensure that a diploma signifies a mastery of a broad liberal arts education, while still allowing students the freedom to explore and individualize, would be a very welcome and valuable exercise. We would encourage the State to make the appropriate updates to the Education Code within the next two to three years.

College and Career Readiness

The District's "Dream It, Achieve It!" initiative is an innovative model integrating dual enrollment and career technical education designed to empower all students to graduate ready for college, career, and beyond with meaningful guidance and support from the District. These powerful pathways give students the opportunity to build real-world skills, earn college credit, and open doors to future success.

Available to all high school students, the Two for One for Everyone pathway empowers students to graduate with a high school diploma and an associate's degree from a Los Angeles Community College — or complete a career certification before graduation.

Through Career Technical Education and Linked Learning pathways, Los Angeles Unified students can earn industry-recognized certifications in one of 14 industry sectors across 70 pathways that blend rigorous academics, career technical education, work-based learning, and comprehensive student supports to equip students with the skills and certifications they need to succeed in high-demand careers.

Every Los Angeles Unified student has access to career pathway opportunities consistent with the recommendations of California's Master Plan for Career Education 2025. While these opportunities are not universally available to all students in California, Los Angeles Unified's model can serve as a framework for instituting effective career pathways up and down the state.

Accountability

Over the past several years, multiple reports have catalogued the challenges facing California's accountability and governance systems. The 2026 Getting Down to Facts III report indicates that the average administrator spends half of their time on compliance and reporting activities. However, this exceptional dedication of time and effort does not produce a strong result: "Researchers assessing

California's system against six principles of effective public accountability found that the state partially meets standards on only two and fully meets none."[17]

California schools report data and information in many formats, on many platforms. However, this information is not consistently presented in a way that allows administrators, educators, parents, or the public to compare schools or districts to other similar institutions or track improvement trends over time.[18]

In short, California administrators spend an enormous quantity of time meeting administrative reporting requirements that do not result in any data or information that systemically changes action or policy. Indeed, it is likely that this exceptional administrative burden contributes to California's challenges at improving student performance, by reducing the amount of time and effort that administrators can devote to improving educational outcomes.

We encourage the State to explore ways to streamline the reporting system to create coherence and alignment in state priorities and provide clarity as to how each mandatory report or data point informs state and federal accountability. This work has already begun with the existing State Board of Education revisions to Differentiated Assistance and Direct Technical Assistance, as well as with legislation reconsidering the role of the School Accountability Report Card (SARC) and requiring sunset dates for legislative reports. We hope that this valuable effort will be sustained.

Some questions to consider include:

- Are state accountability and federal accountability aligned in their goals and outcomes?
- What are the reporting or data requirements that do not inform state or federal accountability?
- What is a reasonable amount of time for administrators to spend on accountability to promote transparency and guide student achievement? How can the State enact guidelines and guardrails to maintain efforts within that time?
- How should districts focus their efforts when multiple priority areas or student groups are identified as needing improvement?

We call on the State to revise California's accountability standards into systems that are coherent and aligned with state priorities, less burdensome to schools, and provide higher-quality information to families and the community.

---

[17] Loeb, S. (2026). "Toward a Stronger Next Generation of California Education." [Summary Report] Getting Down to Facts III. Accessed at https://gettingdowntofacts.com/sites/default/files/Toward%20a%20Stronger%20Next%20Generation%20of%20California%20Education.pdf

[18] Alonso et al. (2026). "Governing for improvement: transparency, alignment, and accountability in California education." [Technical Report] Getting Down to Facts III. Accessed at https://gettingdowntofacts.com/sites/default/files/Governing%20for%20Improvement%20Transparency%2C%20Alignment%2C%20and%20Accountability%20in%20CA%20Education.pdf

Adequacy of Funding

California ranks 31st out of the 50 states and DC in current spending on education when accounting for labor costs.[19] While education funding in California has substantially improved over the past decade, it has been outmatched by rising costs for staff salaries and benefits, increased operational costs, increased student needs and special education identification, and declining student enrollment.

Student enrollment declines are particularly acute in Los Angeles County. In the 2025-26 school year, Los Angeles Unified saw a decline of 4.5 percent – far greater than the county average of 2.6 percent or the statewide average of 1.3 percent.[20] This decline is driven by declining birth rates and the high cost of living and exacerbated by aggressive immigration enforcement in Los Angeles County. At the same time, special education identifications, especially those for students with moderate and severe needs, have increased.

Additionally, as a result of the fiscal challenges school districts are facing, there is an opportunity for the State to reassess existing statutory provisions that are restrictive and take away from local control. This includes providing flexibilities school districts have been afforded during past economic downturns, such as granting them authority to place proceeds from the sale of assets or surplus property in their General Fund.

We also urge the Administration and Legislature to increase the State's investment in public education and honor the vision of Proposition 98 as a floor, not a ceiling. California should consider how it can make additional investments in public schools beyond the constitutional minimum when revenues and state resources allow.

Opportunity exists in the fact that Proposition 98 requires a certain percentage of tax revenues to be dedicated to public education, regardless of the number of students. This differential or "dividend" will free up billions of dollars that the State will have the responsibility to allocate to public education.

Below we offer suggestions for how the State should address the adequacy of education funding, both by growing tax revenues and by more equitably distributing any increases arising from the available resources or growth in Proposition 98. We believe these suggestions will promote more sustainable and equitable school funding, improve student outcomes, and strengthen California's investment in its future workforce and the next generation of contributing members of society.

PROTECT PROPOSITION 98

Since 1988, the California Constitution has protected education funding. Proposition 98 funding is designed as a floor, rather than a ceiling, representing the minimum funding that the voters felt should be allocated to educating the next generation.

---

[19] Hill, L. and Lafortune, J. (2026). "What California's next governor needs to know about PK-12 education." [Blog post] Public Policy Institute of California. Accessed at https://www.ppic.org/blog/what-californias-next-governor-needs-to-know-about-pk-12-education/

[20] California Department of Education. "District Enrollment Multi-Year Summary by Grade." [Data Run] *DataQuest*. Accessed at https://dq.cde.ca.gov/dataquest/

Despite the clear standard laid out in the Constitution, in recent years, the Governor and Legislature have withheld funding under Proposition 98 to balance priorities outside of TK-14 education. Not only are these Proposition 98 maneuvers or withholdings not consistent with the constitutional provisions and counter to the will of the voters, but they also come at a time when schools are challenged with the costs associated with declining enrollment, increased absenteeism, and greater student needs in the wake of the COVID-19 pandemic. Additionally, schools are required to adopt three-year budgets, a requirement that is made substantially more difficult when funding is very volatile or required funds are withheld.

We call upon the new Administration to commit to fully funding Proposition 98 every year, starting by repaying the $3.9 billion withholding that is owed in the 2026-27 budget. We ask the State to fully reject the practice of balancing the General Fund on the backs of students, teachers, and other school personnel, and fully fund Proposition 98 entitlement in the year it is allocated.

UPDATING THE LOCAL CONTROL FUNDING FORMULA

In recent years, a number of reports have considered the Local Control Funding Formula (LCFF) and ways it could be amended to improve student outcomes. The Learning Policy Institute stated that "More than a decade after its enactment, a growing body of research indicates the LCFF has helped to improve student outcomes, especially in K–12 school districts that enroll large shares of students with greater educational needs. However, as might be expected with a policy reform as ambitious as the LCFF, research also points to challenges in its fiscal design and opportunities to strengthen it."[21] The Public Policy Institute of California offered a list of possible reforms that could be considered with the funding resulting from declining enrollment.[22]

Some ideas proposed in the reports that Los Angeles Unified believes hold particular promise include:

- Increasing the supplemental grants to increase services to higher-need students.
- Providing additional funding "weight" to some students with multiple needs (i.e., both low income and English Learner). This proposal may be combined with adding additional risk factors to consider in the "unduplicated" formula (for example, adding "homelessness" as a countable population within LCFF, as proposed in Assembly Bill 1204 in 2026, makes the most sense if this provides an adjustment beyond that for simply being low income).
- Changing the current funding formula to enrollment-based funding instead of relying on daily attendance (see more in the following section).
- Instituting a regional cost adjustment to account for the widely varying costs of labor and housing in different regions of California.
- Establishing a minimum cost of living adjustment or revising the cost-of-living adjustment formula to better account for the rise in costs specific to the education industry in California.

---

[21] Kaplan, J. (2025). "California's local control funding formula: Next steps towards equity." Learning Policy Institute. Accessed at https://learningpolicyinstitute.org/media/4575/download?inline&file=Local_Control_Funding_Formula_Evolution_REPORT.pdf

[22] Lafortune, Ugo & Guinan. (2025).

This revised adjustment could specifically include increases in healthcare costs and pension costs, which have risen dramatically higher than general inflation in the last two decades.

- Raising the base rate to provide increased funding for all districts, with augmented funding for the districts serving students with the most needs.

To this end, we encourage the new Administration and Legislature to continue these conversations, and Los Angeles Unified looks forward to actively engaging in efforts to advance necessary reforms that uphold the core principles of LCFF: equity, local control, and accountability.

ENROLLMENT-BASED FUNDING

California is one of only six states nationwide to fund schools based on average daily attendance.[23] This funding model does not recognize that schools' most significant costs, in staff salaries and operations, are fixed regardless of how many students attend on a given day. The current attendance-based funding system does not account for absences due to circumstances beyond the control of the school district, such as heightened immigration enforcement activities. Attendance-based funding is also inherently inequitable – students with the greatest need are those most likely to struggle with consistent attendance, circumstances that require greater, rather than fewer, resources to address. If a student is habitually absent or truant, the school does not receive funding despite providing the resources and services needed to engage the student and encourage them to attend school. For example, the Los Angeles Unified iAttend program, which has demonstrated great success in raising student attendance since the return to campuses after the COVID-19 pandemic, involves phone calls and staff visits to student homes to identify and address the issues that prevent regular attendance, and ongoing data monitoring at the school site to determine which students are most likely to need attendance interventions.

The challenges with the average daily attendance funding model are exacerbated by policy choices made over the last three decades, as California stopped providing funding for excused absences in 1997.[24] Since ceasing to reimburse excused absences, the Legislature has expanded the allowable types of excused absences 13 times, sometimes explicitly providing multiple days of approved absences authorized under the California Education Code. These excused absences impact schools both financially and in their chronic absenteeism metrics on the California School Dashboard, which reflects all absences regardless of whether they are excused or not.

If districts were to be funded based on enrollment, accountability for maintaining student attendance would continue to be monitored through the California School Dashboard and the Local Control Accountability Plan processes. The current system of using attendance funding as a cudgel to ensure high attendance works directly contrary to the philosophy and spirit of the Dashboard and Differentiated Assistance systems, which were a deliberate move against punitive models and towards greater funding and support for students facing greater challenges.

---

[23] Hahnel, C., & Baumgardner, C. (2022). "Student count options for school funding: Trade-offs and policy alternatives for California." [Report] Policy Analysis for California Education. Accessed at https://edpolicyinca.org/publications/student-count-options-school-funding

[24] Legislative Analyst's Office. (2026). "Assessing a shift to enrollment-based school funding." [Report] Accessed at https://lao.ca.gov/reports/2026/5100/Assessing-Shift-to-Enrollment-Based-School-Funding-010626.pdf

A 2022 report from the Policy Analysis of California Education (PACE) found that switching from attendance to enrollment could help school districts achieve fiscal stability, redistribute resources to schools with the greater student needs, and provide more flexibility on how to serve students instructionally.[25] Given the ongoing challenges of declining enrollment combined with the expanded role that schools now play in offering early learning, after school care, universal nutrition, and mental and behavioral health services, schools require consistent, predictable funding more than ever.

For these and other reasons, Los Angeles Unified urges the Governor and Legislature to change the current funding model to one based on student enrollment.

SPECIAL EDUCATION

The proportion of students with severe disabilities continues to increase in California, even during a period of overall declining enrollment.[26]

As state and federal sources do not fully fund these services, local educational agencies must make a significantly higher contribution from their General Fund to meet this obligation. At Los Angeles Unified, special education services are supported with 25 percent attributed to state funding, 6 percent to federal funding, and the remaining 69 percent of the cost of services paid by Los Angeles Unified's General Fund. The recent requirement to screen all students for reading difficulty and the newly passed requirement for a "diagnostic assessment" in math will likely drive additional special education referrals, without any accompanying augmented state funding to serve these students.

While the State provided in the 2026-27 Budget Act a historic increase of $2.4 billion in ongoing funding to increase the base funding allotted through the AB 602 formula, this funding does not equitably address the costs districts like Los Angeles Unified incur for serving a disproportionate number of students with higher needs. We urge the State to increase its investments in special education funding to more adequately reimburse school districts for the costs associated with serving the needs of students with moderate to severe disabilities.

More broadly, we advise California to reassess its funding formula philosophy and shift from a category-based formula to a needs-based formula. The needs of a student with a speech delay whose issue is resolved after a year of small group sessions are profoundly different from those of a student who requires continuous, dedicated support from a paraprofessional or nurse in order to attend school. Yet, the existing funding mechanism for these two students is identical.

For those with the greatest needs, California's Extraordinary Cost Pool program reimburses the cost of non-public school placements as well as special education and related services for students who reside in a licensed children's institution for the costs that exceed the annual threshold of $104,175.40. This means school districts like Los Angeles Unified first must spend $104,175.40 per student before they can receive reimbursement. At that amount, which is a significantly high

[25] Hahnel, C., & Baumgardner, C. (2022).
[26] Krug O'Neill, M. (2026). "Special education in California. Growth, capacity, and equity." [Technical Report] Getting Down to Facts III. Accessed at https://gettingdowntofacts.com/research-briefs/special-education-california-growth-capacity-and-equity

threshold, Los Angeles Unified is unable to seek reimbursement under California's Extraordinary Cost Pool most years.

We request dedicated, increased funding for students with moderate and severe special needs, who will typically require costly support for the duration of their educational career to succeed. For students requiring residential care, we request that the reimbursement threshold for the Extraordinary Cost Pool program be lowered to ease the incredible financial obligations of school districts.[27]

Funding Healthcare and Pension Costs

Healthcare and pension costs for educators and other school personnel have risen far above the rate of inflation over the past decades and greatly outstrip the increase in teacher salaries. Health and welfare benefits costs rose 46 percent over the last twenty years, and pension spending increased 239 percent in the same period.[28] The State is in a unique position to contain these costs. One solution is for the State to provide a state-level health insurance plan for public entities, where the size of the State as a buyer may allow for unique cost containment opportunities.[29] Additionally, we support efforts to ensure that large corporations provide adequate healthcare to employees, which we believe can bring down costs in the market for employer-funded insurance by bringing a pool of younger, healthier workers into the system. The State can also carefully consider any legislative proposals that would increase pension costs and consider using surplus state revenues to pay down pension obligations.

State Revenue Solutions

Under Proposition 98, approximately 40 percent of every dollar in state tax revenue is dedicated to public education. Policies that expand state tax revenues will directly increase the support available to schools. We encourage the State to consider supporting options to raise state revenue that would enhance California's tax system and support the ability of school districts and state and local governments to provide critical services to constituents.

Below are examples of revenue solutions the State has been urged to explore, many of which have received analysis from the Legislative Analyst's Office, the California Budget and Policy Center, and the Policy Analysis for California Education through its 2026 Getting Down to Facts III studies.[30]

---

[27] Menlove Doutre et al. (2021). "California state special education system study part 2: findings, implications, and considerations for improving special education funding in California." WestEd. Accessed at https://www.wested.org/resource/ca-state-special-education-funding-system-study-part-2-findings-implications-and-considerations-for-improving-special-education-funding-in-california/

[28] Bruno, P. (2026). "District dollars 3: Recent patterns in California school district finances, trends in teacher compensation, and within-district, between-school spending." Getting Down to Facts III. Accessed at https://gettingdowntofacts.com/sites/default/files/District%20Dollars%203.pdf

[29] Saenz-Armstrong, P. (2024). "Affording to stay healthy: the costs of health insurance for teachers." [Blog] National Council on Teacher Quality. Accessed at https://www.nctq.org/research-insights/affording-to-stay-healthy-the-costs-of-health-insurance-for-teachers/#:~:text=In%20terms%20of%20dollars%2C%20the,to%20$162/month%20in%202023.

[30] Legislative Analyst's Office. (2026). "Comparing Options to Raise and Lower Taxes." [Report] Accessed at https://lao.ca.gov/reports/2026/5170/Comparing_Options_to_Raise_and_Lower_Taxes_032426.pdf

- Closing corporate tax loopholes, such as the Water's Edge election, that divert resources away from California's public schools.
- Modernizing the property tax system and taxing high-value commercial and industrial properties according to market value.
- Leading a shift in taxation in line with the state's increasingly digital economy, such as creating a digital excise tax that places a levy on corporations' use of personal data for profit.
- Establishing a graduated corporate tax rate that applies higher tax rates to highly profitable corporations, as over a dozen other states have instituted.
- Ensuring accountability and evaluation of business tax credits and other tax expenditures.

While this is only a short list of proposals, we urge the next Administration, state lawmakers, and other stakeholders to assess other revenue solutions that are deemed appropriate to augment funding to support the needs of students.

AI Innovation and Guardrails

Generative AI technology is rapidly spreading into work, education, and daily life. As this technology proliferates, unregulated chatbots pose significant risks to vulnerable users such as children, who are still developing the critical and analytical faculties adults take for granted. Because chatbots mimic human interaction, children may perceive chatbot interactions as having human-like knowledge, intentions, and authority, which can lead them to trust and follow recommendations even when those systems produce inaccurate or harmful responses.

The risks of prolonged chatbot interactions by children threaten the physical and mental health of our students, and policy guardrails are necessary to ensure the dangers of these powerful tools are reined in.

The Legislature has considered important bills to establish a comprehensive framework for mitigating a broad array of potential chatbot-linked harms to minors and instituting meaningful guardrails, including age verification technology, parental controls and oversight, and restrictions on targeted advertising through conversational chats. We continue to advocate for protections to ensure that technological interventions are working as intended and for independent human oversight to be required, backed by enforceable legal oversight by state and local entities.

Emergencies

Whether there are fires, earthquakes, floods, pandemics, extreme heat, or dangerous air quality, Los Angeles has seen an increase in the frequency of natural disasters with the potential to massively

---

Kaplan, J & Mercado, E. (2026). "California Schools' Revenue Sources and Constraints." [Report] Getting Down to Facts III. Accessed at https://gettingdowntofacts.com/sites/default/files/California%20Schools%20Revenue%20Sources%20and%20Constraints.pdf

Kitson, K. (2025). "How Corporations Reduce Their California Tax Bill." [Fact Sheet] California Budget and Policy Center. Accessed at https://calbudgetcenter.org/resources/how-corporations-reduce-their-california-state-tax-bill/

disrupt regular school operations. Los Angeles Unified has developed the experience and capability to respond immediately to the given situation when these emergencies arise. Emergency response actions often require a formal emergency declaration by the Governor for a local educational agency to be temporarily exempt from certain statutes or regulations. However, the State's administrative tools are not designed to respond with the necessary speed or urgency, causing district leadership to divide energy between direct operational solutions and advocating in Sacramento for administrative flexibility.

We encourage the State to explore ways to standardize how certain flexibilities may be automatically triggered in the event of a declared emergency, so that local decisionmakers have the appropriate powers to address the emergency in real time.

These flexibilities could be effectuated through legislation or regulations and would increase the efficiency and effectiveness of local emergency response. The State may wish to consider the benefits of creating automatic triggers for the following flexibilities when a Governor or local elected official declares a state of emergency:

- Hold harmless for average daily attendance.
- Ability to shift to remote schooling without signed authorization forms.
- Advocate to Congress to ensure the automatic waiver authorization remains streamlined in times of crisis for student meal distribution outside of school.

School Facilities

School facilities are a major investment and expense to districts. Given current enrollment trends, Los Angeles Unified is not currently focused on building new schools. Instead, our current focus is on updating and modernizing existing facilities, particularly those with limited green space or in need of resiliency improvements to address the impacts of climate change and extreme heat. Over 60 percent of Los Angeles Unified's schools are more than 50 years old, and we estimate that we have over $80 billion in unfunded school facilities needs identified districtwide. School facilities construction projects must be reviewed by the Division of the State Architect (DSA) to ensure projects meet various building codes and safety standards. Plan review timelines are often lengthy and sequential, rather than concurrent, creating bottlenecks even for straightforward or repeatable projects.

The typical review timeline is eight to nine months for most facility projects, which contributes to cost escalation, slows construction, and delays access to new or modernized facilities for students. Although collaborative/phased review tools exist, they are not consistently applied across regions.

We encourage the State to increase DSA staffing to expedite the review of facility plans and adopt concurrent or milestone-based review processes that allow plans to be reviewed in phases rather than strictly sequentially. This would build on the collaborative review process used for community college projects since 2006, and more recently applied to post-disaster projects, notably in response to the Palisades fires of 2025. We urge DSA to continue the engagement practice between DSA and a district's design teams to resolve code and interpretation issues during the design phase to more effectively resolve issues early in the process and shorten review timelines.

Standardizing and expanding this phased review model statewide for qualifying K–12 projects could reduce review timelines from eight or nine months to approximately four months, supported by existing tools.

Finally, as school districts across the state continue to grapple with the impacts of declining enrollment and the effects on student programming, funding, and the efficient use of school facilities, the State may wish to consider what its role is, if any, in supporting school districts in the local decision-making process for consolidation and reconfiguration of schools.

Student Housing and Homelessness

According to a recent report by the UCLA Center for the Transformation of Schools, nearly 300,000 of California's K-12 students experienced homelessness in the 2024-25 school year.[31] Los Angeles Unified serves the largest population of students experiencing homelessness in California and provides critical frontline support to students and families navigating housing instability. While local educational agencies are uniquely positioned to identify student needs and connect families to services, school districts cannot address homelessness alone. The lack of coordination across state systems creates significant barriers to providing comprehensive and consistent support. We urge the State to explore ways to strengthen collaboration and coordination between local and state agencies and school districts, creating a stable, integrated system of support for housing-insecure young people.

Conclusion

The State's elected leaders have unprecedented opportunities to shape the future of education in California, while continuing to provide the necessary financial investments and holding local educational agencies accountable for meeting the needs of California's diverse student population. We hope that the next Administration, Superintendent of Public Instruction, State Board of Education, and Legislature will focus not only on improving and expanding existing services, but also on critically examining ways that systems can be changed or improved to meet the needs of the 21st century. As the largest school district in California, Los Angeles Unified stands ready to be a thought partner and active participant in upcoming policy and funding conversations as we and California endeavor to graduate all students ready for the world.

[31] UCLA Center for the Transformation of Schools. (2026). "State of Crisis 2026: A Deepening Crisis of Students Experiencing Homelessness Across California." [Report] Accessed at https://transformschools.ucla.edu/research/state-of-crisis-2026-a-deepening-crisis-of-students-experiencing-homelessness-across-california/

Executive Summary

Academics – California continues to experience stubborn achievement gaps between student groups and lower performance overall compared to other states and countries. Supporting the early learning system, making kindergarten mandatory, undertaking a holistic review of California's curriculum and graduation requirements, instituting effective college and career pathways, and taking steps to improve teacher preparation would support better student outcomes.

Accountability – California administrators spend an enormous amount of time meeting administrative reporting requirements that do not result in data or information that systemically changes action or policy. Los Angeles Unified urges the State to revise California's accountability standards into systems that are coherent and aligned with state priorities, less burdensome to schools, and provide higher-quality information.

Adequacy of Funding – Recent increases in state spending on education have been outmatched by rising costs for school districts. Los Angeles Unified believes that acting to contain healthcare and pension costs, fully funding Proposition 98, updating the local control funding formula, including a consideration of enrollment-based funding and need-based investments in special education, and implementing tax policies that increase state revenues will promote more equitable and sustainable school funding.

AI Innovation and Guardrails – The risks of prolonged chatbot interactions by children may pose real harms to the physical and mental health of our students. Los Angeles Unified supports policy guardrails to ensure the dangers of these powerful tools are reined in.

Emergencies – When natural disasters strike, schools must respond immediately to the situations on the ground. Passing state laws or regulations that automatically trigger local flexibility in times of emergency would improve the local response and eliminate delays caused by State administrative action.

School Facilities – Existing state review processes for school facilities projects regularly delay construction by up to nine months, depriving students of quality school environments and increasing project costs. With additional staffing at the Division of the State Architect for concurrent or milestone-based review processes, K-12 schools could benefit from the same tools currently available for community college projects.

Student Housing and Homelessness – Hundreds of thousands of K-12 students experience homelessness in California. Strengthening coordination and collaboration between state agencies, local governments, and school districts would improve the systems of support available to housing-insecure young people.

File #: Rep-018-26/27, **Version:** 1 **Agenda Date:** 9/15/2026
In Control: Facilities

Approve the Definition of Four Seismic Modernization Projects and Amend the Facilities Services Division Strategic Execution Plan to Incorporate Therein
Facilities Services Division

Brief Description:
(Approve the Definition of Four Seismic Modernization Projects and Amend the Facilities Services Division Strategic Execution Plan to Incorporate Therein) Recommends definition and approval of four seismic modernization projects as detailed in Exhibit A; amendment of the Facilities Services Division (Facilities) Strategic Execution Plan (SEP) to incorporate therein; and authorization for the Chief Procurement Officer, Chief Facilities Executive, and/or designee(s) to take all legally permissible actions to implement the projects including executing instruments, budget modifications, and procurement of equipment and materials.

Action Proposed:
1. Define and approve four seismic modernization projects at Menlo Elementary School, 93rd Street Elementary School, 96th Street Elementary School, and 122nd Street Elementary School as described in Exhibit A with a total combined budget of $322,647,063, and amend the Facilities SEP to incorporate therein.

2. Authorize the Chief Procurement Officer, Chief Facilities Executive and/or their designee(s) to execute all reasonable instruments, as legally permissible, to implement the proposed projects including budget modifications and the purchase of equipment and materials.

Background:
On August 7, 2024, the Board of Education (Board) adopted a resolution ordering an election on November 5, 2024, to authorize the issuance of school bonds (Measure US). The same action approved the Proposed 2024 Bond Priorities, Funding Targets and Implementation Strategies for Measure US, which help guide the identification of sites and development of project proposals. The School Upgrade Program (SUP), representing the current phase of the bond program, was updated to incorporate these priorities, funding targets, and implementation strategies after the approval of Measure US by voters. These included continuing major modernizations, upgrades and reconfigurations to school campuses with priorities such as the replacement and/or modernization of school buildings with seismic vulnerabilities to meet today's building, safety, and learning standards as well as the development of green schoolyards to upgrade and restore outdoor areas and play space.

As part of this effort, the Los Angeles Unified School District (Los Angeles Unified) engaged an independent structural engineering firm, John A. Martin & Associates (JAMA), in 2024-2025 to generate a prioritized ranking of District-owned buildings for seismic and structural evaluation. JAMA considered a number of factors including guidance that was issued by the Division of the State Architect (DSA) in 2022 for evaluating buildings which used the lift slab method for construction (Lift Slab) and Seismic Performance Prediction Platform software based on the Federal Emergency Management Agency P-154 methodology. Lift Slab

buildings were identified as the highest priority for evaluation. Additionally, school sites with the highest reliance on square footage in Lift Slab buildings and/or sites where classroom utilization allows for constructing outdoor learning and open space in place of Lift Slab buildings were prioritized.

The four seismic modernization projects in Exhibit A will provide the necessary capacity for new classrooms and support spaces in permanent and relocatable buildings to support student learning environments. The proposed projects also include improvements to areas of each campus impacted by the project including improved outdoor spaces, exterior painting of remaining buildings and structures to create a cohesive aesthetic across each campus, accessibility improvements, and other code-required upgrades.

In addition, the project at 96th Street Elementary School includes scope for a green schoolyard upgrade which was identified using the Green Schoolyards Index. Sites were identified using the Green Schoolyards Index which ranks sites based on the percentage of existing green schoolyard space, CalEnviroScreen 4.0 score, and Cal-Adapt extreme heat data. Category 1 (Green Schoolyard Priority List) identifies District elementary schools with a schoolyard that has 10 percent or less green/natural space. Sites identified for Green Schoolyard Upgrades projects are Category 1 schools with enrollment greater than 275, and without another project underway or being planned for the site that includes schoolyard greening. Projects are distributed across all seven board districts, when physical conditions are essentially comparable. The proposed project includes greening and landscaping improvements throughout the campus in alignment with the District's Green Schoolyards for All Plan (November 2025 Addendum), as described in Exhibit A.

The development of each proposed project considered site accessibility, safety, supervision, optimal site configuration and utilization, play space, enrollment projections, educational programs, and operational impacts during construction. The school sites for the four seismic modernization projects are located in Board Districts 1 (Sherlett Hendy Newbill) and 7 (Tanya Ortiz Franklin).

Bond Oversight Committee Recommendations:
This item was considered by the School Construction Bond Citizens' Oversight Committee (BOC) at its meeting on September 3, 2026, as referenced in Exhibit B. The presentation that was provided is included as Exhibit C. Staff has concluded that this proposed Facilities SEP amendment is in alignment with BOC recommendations and will facilitate Los Angeles Unified School District's ability to successfully complete the Facilities SEP.

Expected Outcomes:
Approval of the proposed actions will enable staff to proceed with the implementation of the four proposed projects.

The seismic modernization projects, once completed, will help ensure that students attending these schools are provided with a safe, healthy environment that supports educational programs and student academic achievement.

Board Options and Consequences:
Adoption of the proposed action will authorize staff to proceed with the expenditure of Bond Program funds and begin the environmental reviews and clearances, design, procurement, construction, and other activities necessary to implement the proposed projects.

If the proposal is not approved, the seismic modernization projects will not commence, and the schools will not

benefit from the replacement of Lift Slab buildings and associated campus upgrades.

Policy Implications:
The proposal does not impact Los Angeles Unified policy. The proposed projects support the implementation of the update to the School Upgrade Program (SUP) to integrate Measure US funding and priorities into its operational framework. Furthermore, the proposal is consistent with the District's long-term goal to improve seismic safety as described in Measure US. The proposed action advances Los Angeles Unified's 2026-2030 Strategic Plan, Pillar 4 Operational Effectiveness, Modernizing Infrastructure by improving seismic safety at schools.

Budget Impact:
The combined budget for the four proposed seismic modernization projects is $322,647,063. The proposed projects in Exhibit A will be funded by Bond Program funds in the SUP targeted for major modernizations, upgrades, and reconfigurations to school campuses.

The proposed budgets were prepared based on the current information known, and assumptions about the proposed project scope, site conditions, and market conditions. The project budgets will be reviewed throughout the planning, design, and construction phases as new information becomes known or unforeseen conditions arise and will be adjusted accordingly to enable the successful completion of the proposed projects.

Student Impact:
The proposed seismic modernization projects, once completed, will help ensure students attending these schools are provided with safe, welcoming learning environments that support student-centered and engaged learning.

Issues and Analysis:
The proposed projects support the District's efforts to address buildings prioritized for seismic safety improvements. Staff will implement all opportunities to minimize impacts on school operations and ongoing educational programs.

The Office of Environmental Health and Safety (OEHS) will evaluate the proposed projects in accordance with the California Environmental Quality Act (CEQA).

Attachments:
Exhibit A - Scope, Budget, and Schedule for Four Seismic Modernization Projects
Exhibit B - BOC Resolution
Exhibit C - BOC Presentation

Submitted:
08/20/26

RESPECTFULLY SUBMITTED,

ANDRÉS E. CHAIT
Superintendent of Schools

APPROVED BY:

PEDRO SALCIDO
Deputy Superintendent

REVIEWED BY:

DEVORA NAVERA REED
General Counsel

✓ Approved as to form.

APPROVED & PRESENTED BY:

KRISZTINA TOKES
Chief Facilities Executive
Facilities Services Division

REVIEWED BY:

KURT E. JOHN
Deputy Chief Financial Officer

✓ Approved as to budget impact statement.

APPROVED & PRESENTED BY:

ISSAM DAHDUL
Director of Facilities Planning and Development
Facilities Services Division

LOS ANGELES UNIFIED SCHOOL DISTRICT
Board of Education Report

Exhibit A
Scope, Budget, and Schedule for Four Seismic Modernization Projects

1. Menlo Elementary School – Seismic Modernization Project
Board District 1 (Sherlett Hendy Newbill), Region South

The proposed project includes, but is not limited to:

- Construction of approximately 3 new kindergarten classrooms, administration, health offices, and support spaces in a new permanent building; replacement of approximately 10 classrooms and restrooms in new relocatable buildings; and associated infrastructure upgrades.
- Demolition and/or removal of up to a total of 8 buildings containing 28 classrooms including: 2 lift slab buildings containing 18 classrooms, administration, health offices, support spaces, and covered walkways; 5 relocatable buildings containing 10 classrooms; and 1 permanent storage building.
- Installation of a new campus-wide fire alarm system.
- Site improvements including utility upgrades, landscaping, hardscaping, and new play areas.
- Exterior painting of remaining buildings and structures.
- Requirements from the Americans with Disabilities Act (ADA), Division of the State Architect (DSA), California Environmental Quality Act (CEQA), Department of Toxic Substances Control (DTSC), or other improvements to ensure compliance with local, state, and federal requirements.

Total Project Budget: $73,823,066

Project Schedule: Construction activities are anticipated to begin in Q2-2029 and be completed in Q1-2032.

Exhibit A
Scope, Budget, and Schedule for Four Seismic Modernization Projects

2. 93rd Street Elementary School – Seismic Modernization Project
Board District 7 (Tanya Ortiz Franklin), Region South

The proposed project includes, but is not limited to:

- Construction of approximately 4 general classrooms, 2 kindergarten classrooms, support spaces, and library in new permanent buildings; replacement of approximately 4 general classrooms in new relocatable buildings; and associated infrastructure upgrades and covered walkways.
- Demolition and/or removal of up to a total of 8 buildings containing 33 classrooms including: 2 lift slab buildings containing 24 classrooms, support spaces, library and covered walkways; and 6 relocatable buildings containing 9 classrooms and support spaces.
- Site improvements including utility upgrades, landscaping, hardscaping, and new play areas.
- Exterior painting of remaining buildings and structures.
- Installation and removal of temporary use facilities as necessary to support school programs during construction.
- Requirements from the ADA, DSA, CEQA, DTSC, or other improvements to ensure compliance with local, state, and federal requirements.

Project Budget: $81,333,627

Project Schedule: Construction activities are anticipated to begin in Q3-2029 and be completed in Q3-2032.

Exhibit A
Scope, Budget, and Schedule for Four Seismic Modernization Projects

3. 96th Street Elementary School – Seismic Modernization & Green Schoolyard Upgrade Project
Board District 7 (Tanya Ortiz Franklin), Region South

The proposed project includes, but is not limited to:

- Construction of approximately 5 general classrooms, 3 kindergarten classrooms, support spaces, and library in a new permanent building; replacement of approximately 4 general classrooms in new relocatable buildings; relocation of sanitary relocatable building as necessary to improve play areas; and associated infrastructure upgrades.
- Demolition and/or removal of up to a total of 8 buildings containing 29 classrooms including: 2 lift slab buildings containing 20 classrooms, support spaces, library, and covered walkways; and 6 relocatable buildings containing 9 classrooms and support spaces.
- Replacement of paving in the playground with green/natural surfaces and new paving; greening improvements may include native/drought tolerant planting, natural grass playfields, trees and other shade elements, outdoor learning spaces, landscaping with irrigation, decomposed granite and pavers, and planting areas in alignment with the District's Green Schoolyards for All Plan (currently, there is approximately 7% green/natural spaces in the schoolyard); asphalt resurfacing and play court restriping as necessary; and accessibility upgrades.
- Installation of new fire alarm panels and associated upgrades.
- Site improvements including utility upgrades, landscaping, hardscaping, and new play areas with new matting, playground equipment, and shade structure for the kindergarten playground.
- Exterior painting of remaining buildings and structures.
- Requirements from the ADA, DSA, CEQA, DTSC, or other improvements to ensure compliance with local, state, and federal requirements.

Project Budget: $90,009,012

Project Schedule: Construction activities are anticipated to begin in Q3-2029 and be completed in Q1-2032.

Exhibit A
Scope, Budget, and Schedule for Four Seismic Modernization Projects

4. 122nd Street Elementary School – Seismic Modernization Project
Board District 7 (Tanya Ortiz Franklin), Region South

The proposed project includes, but is not limited to:

- Construction of approximately 6 classrooms, support spaces, and library in a new permanent building; replacement of approximately 4 classrooms in new relocatable buildings; and associated infrastructure upgrades.
- Demolition and/or removal of up to a total of 4 buildings containing 26 classrooms including: 2 lift slab buildings containing 22 classrooms, support spaces, library, maintenance and operations, and covered walkways; and 2 relocatable buildings containing 4 classrooms.
- Site improvements including utility upgrades, landscaping, hardscaping, and new play areas.
- Exterior painting of remaining buildings and structures.
- Requirements from the ADA, DSA, CEQA, DTSC, or other improvements to ensure compliance with local, state, and federal requirements.

Project Budget: $77,481,358

Project Schedule: Construction activities are anticipated to begin in Q4-2029 and be completed in Q2-2032.

LOS ANGELES UNIFIED SCHOOL DISTRICT

SCHOOL CONSTRUCTION BOND CITIZENS' OVERSIGHT COMMITTEE

D. Michael Hamner, FAIA, Chair
American Institute of Architects
Robert Campbell, Vice-Chair
L.A. Co. Auditor-Controller's Office
Dr. Samantha Rowles, Secretary
LAUSD Student Parent
Patrick MacFarlane, Executive Committee
Early Education Coalition
Scott Pansky
L.A. Area Chamber of Commerce

Joseph P. Buchman – Legal Counsel
Burke, Williams & Sorensen, LLP
Lori Raineri and Keith Weaver – Oversight Consultants
Government Financial Services Joint Powers Authority

Bevin Ashenmiller
Tenth District PTSA
Chad Boggio
L.A. Co. Federation of Labor AFL-CIO
Ashley Kaiser
Assoc. General Contractors of CA
Mellina Lathe
LAUSD Student Parent
Charlotte Lerchenmuller
Assn. of CA School Admin. - Retired
Aleigh Lewis
L.A. City Controller's Office
Jennifer McDowell
L.A. City Mayor's Office
Tamar Poladian-Perron
31st District PTSA

Rachelle Anema (Alternate)
L.A. Co. Auditor-Controller's Office
Monica Carlos (Alternate)
LAUSD Student Parent
Asha Lang (Alternate)
LAUSD Student Parent
Jeanalee Obergfell (Alternate)
L.A. City Mayor's Office
Jason Peterson (Alternate)
L.A. Co. Federation of Labor AFL-CIO
Brendan Sullivan (Alternate)
Tenth District PTSA
Vacant
CA Charter School Association
Vacant
CA Tax Reform Association

Timothy Popejoy
Bond Oversight Administrator
Perla Zitle
Bond Oversight Coordinator

RESOLUTION 2026-20

BOARD REPORT NO. 018-26/27

RECOMMENDING BOARD APPROVAL TO DEFINE AND APPROVE FOUR SEISMIC MODERNIZATION PROJECTS AND AMEND THE FACILITIES SERVICES DIVISION STRATEGIC EXECUTION PLAN TO INCORPORATE THEREIN

WHEREAS, District Staff proposes that the Board of Education (Board) define and approve four seismic modernization projects at Menlo Elementary School, 93rd Street Elementary School, 96th Street Elementary School, and 122nd Street Elementary School; and amend the Facilities Services Division (Facilities) Strategic Execution Plan (SEP) to incorporate therein, as described in Board Report 018-26/27; and

WHEREAS, District Staff also requests that the Board authorize the Chief Procurement Officer and/or the Chief Facilities Executive and/or their designee(s) to execute all reasonable instruments, as legally permissible, to implement the proposed projects including budget modifications and the purchase of equipment and materials; and

WHEREAS, The School Upgrade Program (SUP) includes priorities such as seismic modernization projects to replace and/or modernize school buildings with seismic vulnerabilities to meet today's building, safety, and learning standards as well as the development of green schoolyards to upgrade and restore outdoor areas and play space; and

WHEREAS, The school sites were prioritized based on the campuses with the highest reliance on square footage in Lift Slab buildings and/or sites where classroom utilization allows for constructing outdoor learning and open space in place of Lift Slab buildings. The development of each proposed project considered site accessibility, safety, supervision, optimal site configuration and utilization, play space, enrollment projections, educational programs, and operational impacts; and

WHEREAS, The four seismic modernization projects will provide the necessary capacity for new classrooms and support spaces in permanent and relocatable buildings to support student learning environments. The proposed projects also include improvements to areas of each campus impacted by the project including improved outdoor spaces, exterior painting of remaining buildings and structures to create a cohesive aesthetic across each campus, accessibility improvements, and other code-required upgrades; and

WHEREAS, The proposed project at 96th Street Elementary School includes scope for a green schoolyard upgrade with greening and landscaping improvements throughout the campus in alignment with the District's Green Schoolyards for All Plan (November 2025 Addendum). Sites were identified using the Green Schoolyards Index which ranks sites based on the percentage of existing green schoolyard space, CalEnviroScreen 4.0 score, and Cal-Adapt extreme heat data. Category 1 (Green Schoolyard Priority List) identifies District elementary schools with a schoolyard that has 10 percent or less green/natural space. Sites identified for Green Schoolyard Upgrades projects are Category 1 schools with enrollment greater than 275, and without another project underway or being planned for the site that includes schoolyard greening. Projects are distributed across all seven board districts, when physical conditions are essentially comparable; and

WHEREAS, The combined budget for the four proposed seismic modernization projects is $322,647,063. The proposed projects will be funded by Bond Program funds in the SUP targeted for major modernizations, upgrades, and reconfigurations to school campuses; and

WHEREAS, the District Office of General Counsel has reviewed the proposed projects and determined that they may proceed to the School Construction Citizens' Bond Oversight Committee (BOC) for its consideration for recommendation to the Board of Education; and

WHEREAS, Los Angeles Unified Staff has concluded that this proposed Facilities SEP amendment will facilitate Los Angeles Unified's ability to successfully implement the Facilities SEP.

NOW, THEREFORE, BE IT RESOLVED THAT:

1. The BOC recommends that the Board of Education define and approve four seismic modernization projects at Menlo Elementary School, 93rd Street Elementary School, 96th Street Elementary School, and 122nd Street Elementary School; and amend the Facilities SEP to incorporate therein, as described in Board Report 018-26/27, a copy of which is attached hereto in the form it was presented to the BOC and is incorporated herein by reference.

2. This resolution shall be transmitted to the Los Angeles Unified School District Board of Education and posted on the Oversight Committee's website.

3. Los Angeles Unified is directed to track the above recommendation and to report on the adoption, rejection, or pending status of the recommendations as provided in section 6.2 of the Charter and Memorandum of Understanding between the BOC and Los Angeles Unified.

ADOPTED on September 3, 2026, by the following vote:

AYES:	11	ABSTENTIONS:	0
NAYS:	0	ABSENCES:	2

/Michael Hamner/
D. Michael Hamner
Chair

/Robert Campbell/
Robert Campbell
Vice-Chair

Seismic Modernization Projects

Bond Oversight Committee Meeting
September 3, 2026

Background

- November 2024 - Measure US passed
  - School Upgrade Program was updated to incorporate Measure US priorities, funding targets, and implementation strategies
  - Included replacing and/or modernizing school buildings with seismic vulnerabilities to meet today's building, safety, and learning standards
- Prioritize buildings to address seismic vulnerabilities:
  - 2022 – DSA guidance issued for evaluating buildings which used lift slab for construction
  - 2025 – Engineering analysis of District buildings completed
    - Lift slab buildings established as highest priority
- 24 District sites with lift slab buildings identified
- Seismic modernization projects will address lift slab buildings by replacing them with permanent and relocatable buildings that have the necessary capacity for new classrooms and support spaces to support student learning environments

LAUSD UNIFIED

Priority School Sites

- Prioritization Methodology:
  - School sites with the most classrooms/square footage in lift slab buildings
  - Sites where classroom utilization allows for constructing outdoor learning and open space in place of lift slab buildings
  - Secondary prioritization to school sites with solutions that can be moved to completion more quickly

School Site	Region	Board District	# Lift Slab Buildings	# Class-rooms	Total Sq. Ft.
Menlo Elementary School	South	1	2	18	29,527
93rd Street Elementary School	South	7	2	24	35,854
96th Street Elementary School	South	7	2	20	33,509
122nd Street Elementary School	South	7	2	22	31,414

LAUSD UNIFIED

Scoping Tenets – Seismic Modernizations

- Replace lift slab buildings
- Remove other permanent and/or relocatable buildings to successfully complete the project scope, including to provide or improve:
  - Site for new building(s)
  - Long-term campus planning including site improvements and infrastructure upgrades
  - Certifiable campus-wide fire alarm system
- Coordinate with other planned projects for the site
- Improve areas of the campus impacted by the project to align with District goals and standards
- Accessibility improvements (as necessary per DSA requirements)
- Paint exterior of remaining buildings and structures

Green Schoolyard Scope Incorporation

- At schools that are prioritized for both Green Schoolyard Upgrade and Seismic Modernization projects, incorporate greening into Seismic Modernization project
- Sites were identified using the Green Schoolyards Index which ranks sites based on the percentage of existing green schoolyard space, CalEnviroScreen 4.0 score, and Cal-Adapt extreme heat data
- Category 1 (Green Schoolyard Priority List) identifies District elementary schools with a schoolyard that has 10 percent or less green/natural space
- Sites identified for Green Schoolyard Upgrades projects are Category 1 schools with enrollment greater than 275, and without another project underway or being planned for the site that includes schoolyard greening
- Projects are distributed across all seven board districts, when physical conditions are essentially comparable
- Green Schoolyards for All Plan (November 2025 Addendum)
    - Targets: 30% greening & 20% shade in schoolyards (based on budget/site constraints)
- Outdoor learning spaces
- Resurfacing / restriping asphalt to remain
- Accessibility upgrades associated with scope

LAUSD UNIFIED

Project Location Map

1. **Menlo Elementary School**
   Region South
   Board District 1

2. **93rd Street Elementary School**
   Region South
   Board District 7

3. **96th Street Elementary School**
   Region South
   Board District 7

4. **122nd Street Elementary School**
   Region South
   Board District 7

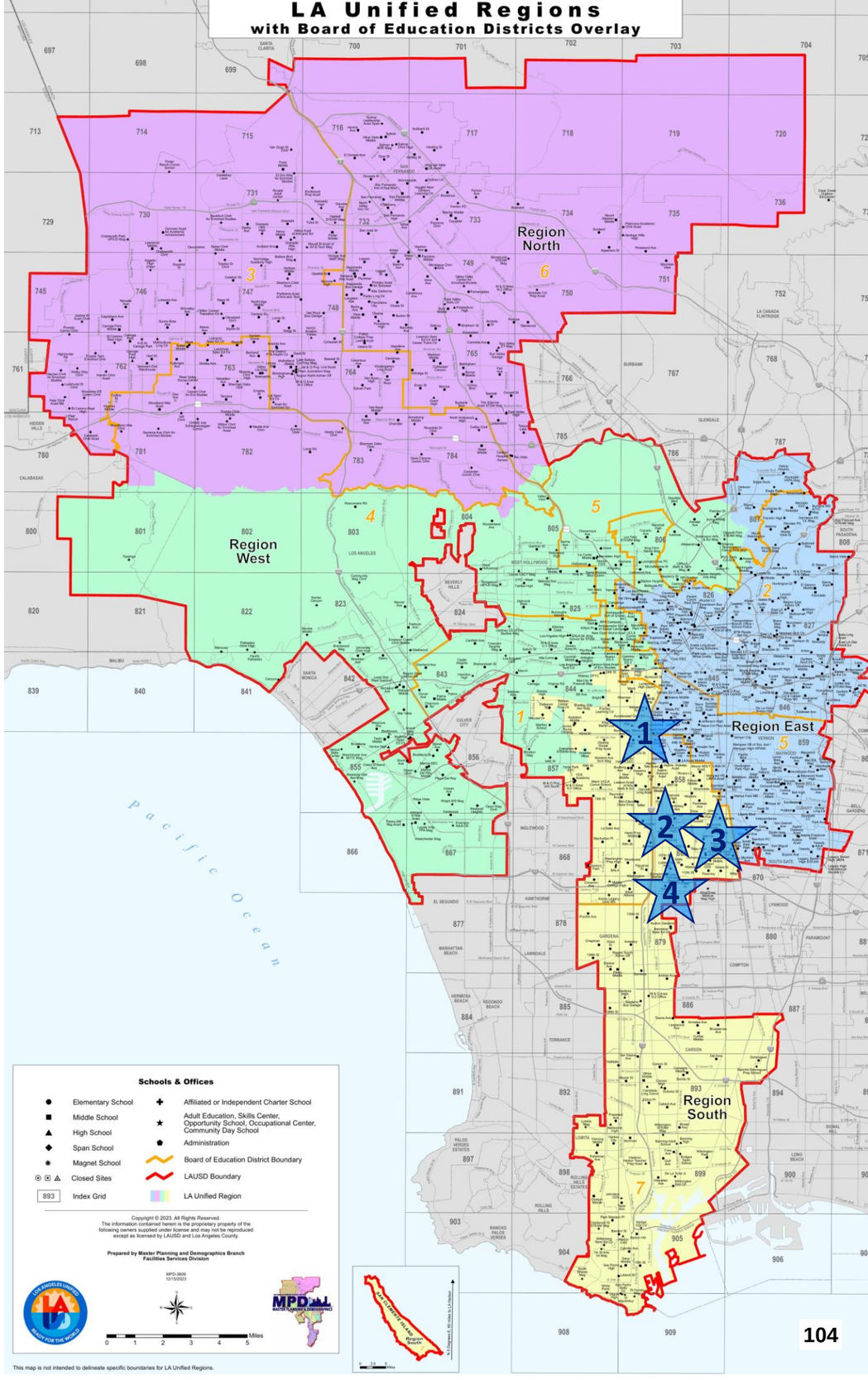

Menlo Elementary School Seismic Modernization

BOARD DISTRICT 1, BOARD MEMBER SHERLETT HENDY NEWBILL, REGION SOUTH

Project Scope

- Construction of approximately 3 new kindergarten classrooms, administration, health offices, and support spaces in a new permanent building; replacement of approximately 10 classrooms and restrooms in new relocatable buildings; and associated infrastructure upgrades.
- Demolition and/or removal of up to a total of 8 buildings containing 28 classrooms including: 2 lift slab buildings containing 18 classrooms, administration, health offices, support spaces, and covered walkways; 5 relocatable buildings containing 10 classrooms; and 1 permanent storage building.
- Installation of a new campus-wide fire alarm system.
- Site improvements including utility upgrades, landscaping, hardscaping, and new play areas.
- Exterior painting of remaining buildings and structures.
- Requirements from the Americans with Disabilities Act (ADA), Division of the State Architect (DSA), California Environmental Quality Act (CEQA), Department of Toxic Substances Control (DTSC), or other improvements to ensure compliance with local, state, and federal requirements.

Project Budget $73,823,066

- Site & Environmental 1.0%
- Plans 9.3%
- Construction 74.4%
- Management 8.7%
- Other/Reserve 6.6%

Enrollment (2025-2026): 457

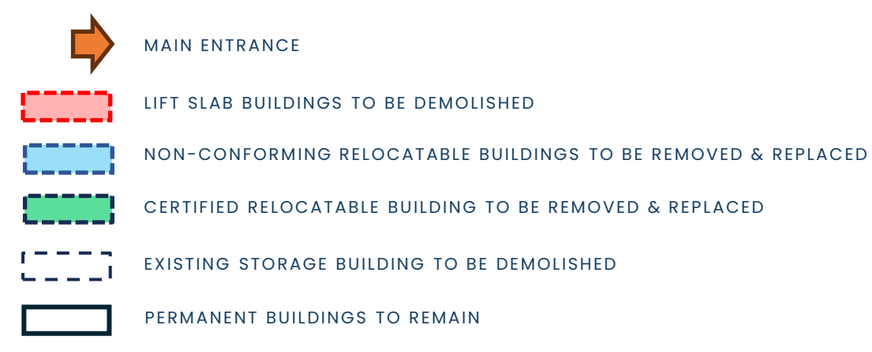

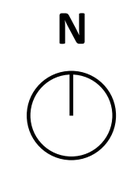

Anticipated Construction Schedule

- Start: Q2-2029
- Completion: Q1-2032

93rd Street Elementary School Seismic Modernization

BOARD DISTRICT 7, BOARD MEMBER TANYA ORTIZ FRANKLIN, REGION SOUTH

Project Scope

- Construction of approximately 4 general classrooms, 2 kindergarten classrooms, support spaces, and library in new permanent buildings; replacement of approximately 4 general classrooms in new relocatable buildings; and associated infrastructure upgrades and covered walkways.
- Demolition and/or removal of up to a total of 8 buildings containing 33 classrooms including: 2 lift slab buildings containing 24 classrooms, support spaces, library, and covered walkways; and 6 relocatable buildings containing 9 classrooms and support spaces.
- Site improvements including utility upgrades, landscaping, hardscaping, and new play areas.
- Exterior painting of remaining buildings and structures.
- Installation and removal of temporary use facilities as necessary to support school programs during construction.
- Requirements from the ADA, DSA, CEQA, DTSC, or other improvements to ensure compliance with local, state, and federal requirements.

LIFT SLAB TO BE DEMOLISHED

NON-CONFORMING RELOCATABLE BUILDINGS TO BE REMOVED & REPLACED WITH NEW PORTABLES

CERTIFIED RELOCATABLE BUILDING TO BE REMOVED & REPLACED WITH NEW PORTABLES

PERMANENT BUILDINGS TO REMAIN

N

Project Budget $81,333,627

Site & Environmental	1.0%
Plans	10.1%
Construction	73.9%
Management	8.5%
Other/Reserve	6.5%

Enrollment (2025-2026): 711

Anticipated Construction Schedule

- Start: Q3-2029
- Completion: Q3-2032

96th Street Elementary School Seismic Modernization & Green Schoolyard Upgrade

BOARD DISTRICT 7, BOARD MEMBER TANYA ORTIZ FRANKLIN, REGION SOUTH

Project Scope

- Construction of approximately 5 general classrooms, 3 kindergarten classrooms, support spaces, and library in a new permanent building; replacement of approximately 4 general classrooms in new relocatable buildings; relocation of sanitary relocatable building as necessary to improve play areas; and associated infrastructure upgrades.
- Demolition and/or removal of up to a total of 8 buildings containing 29 classrooms including: 2 lift slab buildings containing 20 classrooms, support spaces, library, and covered walkways; and 6 relocatable buildings containing 9 classrooms and support spaces.
- Replacement of approximately 65,400 square feet of paving in the playground with green/natural surfaces and new paving; greening improvements may include native/drought tolerant planting, natural grass playfields, trees and other shade elements, outdoor learning spaces, landscaping with irrigation, decomposed granite and pavers, and planting areas in alignment with the District's Green Schoolyards for All Plan (currently there are approximately 7% green/natural spaces in the schoolyard); asphalt resurfacing and play court restriping as necessary; and accessibility upgrades.
- Installation of new fire alarm panels and associated upgrades.
- Site improvements including utility upgrades, landscaping, hardscaping, and new play areas with new matting, playground equipment, and shade structure for the kindergarten playground.
- Exterior painting of remaining buildings and structures.
- Requirements from the ADA, DSA, CEQA, DTSC, or other improvements to ensure compliance with local, state, and federal requirements.

Project Budget $90,009,012

Site & Environmental	0.9%
Plans	10.3%
Construction	75.5%
Management	6.6%
Other/Reserve	6.7%

Anticipated Construction Schedule

- Start: Q3-2029
- Completion: Q1-2032

Enrollment (2025-2026): 493

- LIFT SLAB TO BE DEMOLISHED
- NON-CONFORMING RELOCATABLE BUILDING TO BE REMOVED & REPLACED WITH NEW PORTABLES
- CERTIFIED RELOCATABLE BUILDING TO BE RELOCATED
- CERTIFIED RELOCATABLE BUILDINGS TO REMAIN
- PERMANENT BUILDINGS TO REMAIN

122nd Street Elementary School Seismic Modernization

BOARD DISTRICT 7, BOARD MEMBER TANYA ORTIZ FRANKLIN, REGION SOUTH

Project Scope

- Construction of approximately 6 classrooms, support spaces, and library in a new permanent building; replacement of approximately 4 classrooms in new relocatable buildings; and associated infrastructure upgrades.
- Demolition and/or removal of up to a total of 4 buildings containing 26 classrooms including: 2 lift slab buildings containing 22 classrooms, support spaces, library, maintenance and operations, and covered walkways; and 2 relocatable buildings containing 4 classrooms.
- Site improvements including utility upgrades, landscaping, hardscaping, and new play areas.
- Exterior painting of remaining buildings and structures.
- Requirements from the ADA, DSA, CEQA, DTSC, or other improvements to ensure compliance with local, state, and federal requirements.

Project Budget $77,481,358

Enrollment (2025-2026): 552

Site & Environmental	1.0%
Plans	10.1%
Construction	75.0%
Management	7.3%
Other/Reserve	6.6%

Anticipated Construction Schedule

- Start: Q4-2029
- Completion: Q2-2032

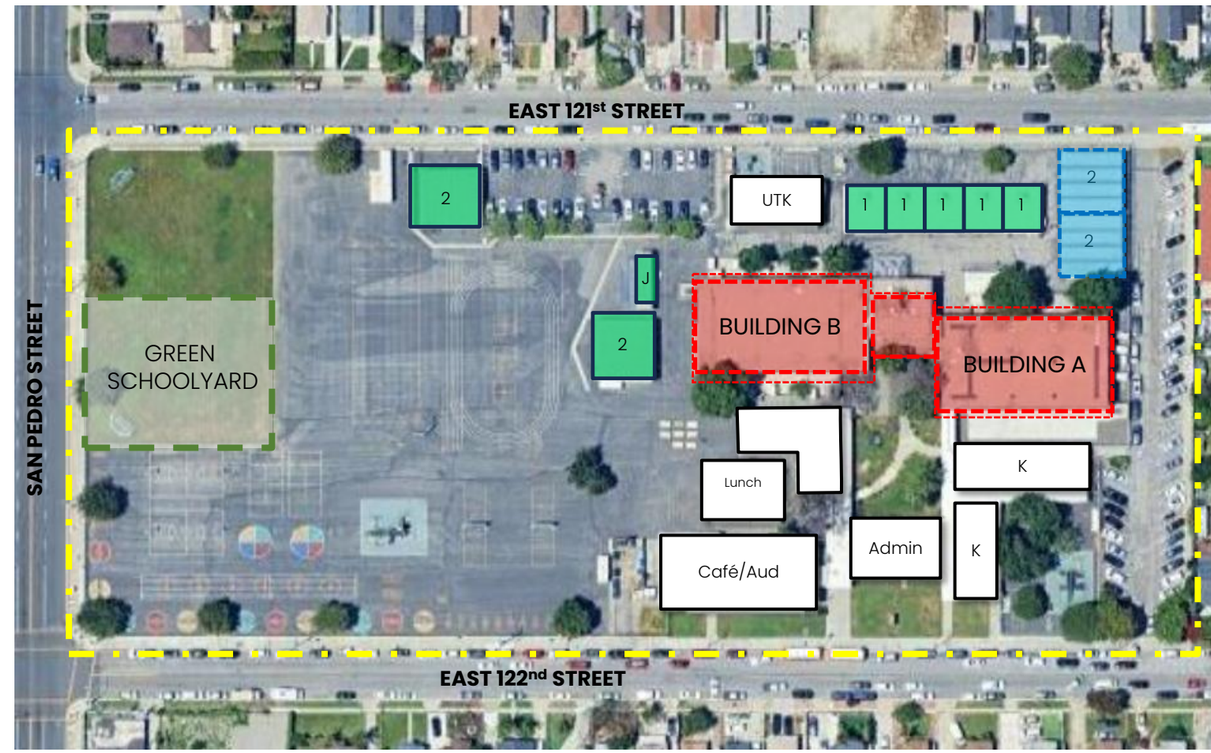

LIFT SLAB TO BE DEMOLISHED

NON-CONFORMING RELOCATABLE BUILDINGS TO BE REMOVED & REPLACED WITH NEW PORTABLES

CERTIFIED RELOCATABLE BUILDINGS TO REMAIN

PERMANENT BUILDINGS TO REMAIN

N

Questions?

Los Angeles Unified School District

333 S. Beaudry Ave., Los Angeles, CA 90017
1208 Magnolia Ave., Gardena, CA 90247
9945 Laurel Canyon Blvd., Pacoima, CA 91331

Board of Education Report

File #: Rep-030-26/27, **Version:** 1 **Agenda Date:** 9/15/2026
In Control: Transportation Services

Approval of the Use of Bond Program Funds to Support the Purchase of 50 Electric School Buses, and Amend the Transportation Services Branch's Strategic Execution Plan to Incorporate Therein
Transportation Services Branch

Brief Description:
(Approval of the Use of Bond Program Funds to Support the Purchase of 50 Electric School Buses, and Amend the Transportation Services Branch's Strategic Execution Plan to Incorporate Therein) Recommends approval to utilize $5.5 million of Bond Program Funds to offset the costs to purchase 50 electric school buses and amend the Transportation Services Branch's (TSB) Strategic Execution Plan (SEP) to incorporate therein.

Action Proposed:
Approval to utilize Bond Program funds to offset the costs to purchase 50 electric school buses and amend the Transportation Services Branch's Strategic Execution Plan (SEP) to incorporate therein. Recommends approval of the use of $5.5 million of Bond Program Funds to support the purchase of 50 electric school buses at an estimated total cost of $25.25 million. The $5.5 million portion of the purchase will be funded with Bond Program funds earmarked in Measure RR specifically for replacing aging and polluting school buses. The United States Environmental Protection Agency's (EPA) Clean School Bus Program grant will fund the remaining $19.75 million (Board Report No. 039-24/25). These new buses shall replace the oldest diesel buses in the District's fleet. Purchase of the school buses is anticipated to begin in Fall 2026, and delivery is anticipated to be completed by Spring 2028.

Background:
The EPA's Clean School Bus (CSB) Program was created through the 2021 Infrastructure Investment and Jobs Act to promote the use of low and zero-emission (electric) school buses to provide clean rides for students while prioritizing historically underserved communities that face disproportionate air pollution. The program's objective is to improve the air quality for communities across the United States by reducing air pollution and greenhouse gas (GHG) emissions while accelerating the deployment of clean school buses.

The electric buses emit zero emissions and are equipped with the latest safety features. They will have a capacity for 75 passengers and an operating range of 125 miles with a full charge.

The proposed award supports the District's resolution, "Transitioning Los Angeles Unified School District to 100% Clean, Renewable Energy Resulting in Healthier Students and More Sustainable, Equitable Communities (Res-018-19/20)." It further supports the Healthy Breathing initiative adopted by the Board of Education in 2003 to reduce the harmful effects of diesel emissions to students and the school community.

Bond Oversight Committee Recommendations:
This item was considered by the School Construction Bond Citizens' Oversight Committee (BOC) at its meeting on August 13, 2026, as referenced in Exhibit A. The presentation that was provided in included as Exhibit B. Pursuant to the Memorandum of Understanding (MOU) with the BOC, the District provided the

BOC with the opportunity to consider the bond funded proposal and adopt a resolution recommending to the Board that it adopts the proposal prior to presenting the item to the Board for final action. Following discussion, a vote was taken which resulted in the resolution not being adopted (Exhibit C). Having fulfilled the requirements of the MOU requirements, the proposal will be presented to the Board for consideration and action.

Expected Outcomes:
The replacement of 50 diesel school buses with zero-emission electric school buses will reduce nearly 500 metric tons of CO2 annually along school bus routes. This will mitigate students' risk of exposure to harmful air pollutants and carcinogens, especially for students who reside in impacted communities. Besides eliminating harmful emissions and improving the air quality, electric buses will yield lower operational costs than conventional buses. Electric buses require fewer components, such as fan belts, air filters, and oil, to operate. Studies have shown that electric buses are also more fuel efficient, resulting in fuel savings of as much as $70,000 over a lifecycle of 20 years. Upon the delivery of these buses, the District will have approximately 300 electric buses in its fleet.

Board Options and Consequences:
If the Board votes 'Yes', the District shall move forward with the purchase of 50 diesel buses (Board Report 012-26/27) with new electric buses, resulting in reductions of operational costs and GHG emission levels for healthier air quality for the community while remaining compliant with the grant award.

If the Board votes 'No', the District would be at risk of forfeiting the grant award and would forgo the environmental benefits and reduced operational costs.

Policy Implications:
None

Budget Impact:
The purchase of the 50 electric school buses will be funded by $5.5 million of Measure RR bond proceeds earmarked specifically for replacing aging and polluting school buses and $19.75 million from a EPA Clean School Bus Program grant award as summarized below. There is no impact to the General Fund for the purchase of the 50 electric buses.

A breakdown of cost estimates is provided below:

Line Item	Total Cost of Buses (50 buses at $505K ea.)	EPA Funding	Measure RR
Class 8 zero-emission/electric school bus	$25,250,000	$19,750,000	$5,500,000

Student Impact:
The purchase will directly benefit students by enabling TSB to improve the timely delivery of students to schools. New buses have significantly fewer breakdowns, which reduces repair down-times and transportation delays. The zero emission buses will improve student health by limiting their exposure to transportation-related air pollution.

Equity Impact:

Component	Score	Score Rationale
Recognition	**4**	The replacement of buses supports the District's commitment to reducing carbon and greenhouse gas emissions within the LAUSD community, with a particular focus on neighborhoods that are both environmentally and economically impacted.
Resource Prioritization	**4**	As a part of the District's alternative fuel bus fleet, the new buses will benefit all students as they will contribute to improving the overall air quality and route coverage for all students in the District.
Results	**4**	The new buses will improve student safety and support the District's goals of student achievement and attendance.
TOTAL	**12**	

Issues and Analysis:
The proposed replacement of 50 diesel school buses with zero-emission electric school buses will advance the District's efforts to reduce greenhouse gas emissions, improve air quality, and protect students and school communities from exposure to harmful diesel pollutants. The buses are expected to reduce approximately 530 short tons of C02 annually along school bus routes and will prioritize cleaner transportation for students, particularly those in communities disproportionately impacted by air pollution.

The electric buses will accommodate up to 75 passengers and provide an operating range of approximately 125 miles on a full charge. In addition to eliminating tailpipe emissions, electric buses require fewer maintenance components than conventional diesel buses, which may result in reduced operating and maintenance costs over the vehicles' useful life. The District will also benefit from fuel savings associated with the greater efficiency of electric buses.

The proposed award is consistent with the objectives of the federal Environmental Protection Agency's Clean School Bus Program, which was established under the Infrastructure Investment and Jobs Act to accelerate the deployment of low- and zero-emission school buses, reduce air pollution and greenhouse gas emissions, and prioritize historically underserved communities.

Upon delivery of the buses, the District will have approximately 300 electric buses in its fleet. The action further supports the Board of Education's commitment to transitioning the District to clean, renewable energy and advances the goals of the Healthy Breathing initiative to reduce the harmful effects of diesel emissions on students and the school community.

Attachments:
Exhibit A - Resolution 2026-19 Not Adopted
Exhibit B - Presentation to the BOC
Exhibit C - Letter to the Board

Previously adopted Board report referenced under Action Proposed section:

- Adopted September 10, 2024, Board Report, No. 039-24/25 <https://media.edlio.net/9ae25cf6/926ee48f/d31968fb/229abd0df42d471f91c01ef8a8415ae8?_=REP-

Resolution referenced under background:

- Adopted December 3, 2019, Board Resolution Res-018-19/20 <https://media.edlio.net/9ae25cf6/926ee48f/d31968fb/304a67c5a8c743f291f8ac533804c4cc?_=Res-

Submitted:
08/20/26

RESPECTFULLY SUBMITTED,

ANDRÉS E. CHAIT
Superintendent of Schools

APPROVED BY:

PEDRO SALCIDO
Deputy Superintendent

REVIEWED BY:

DEVORA NAVERA REED
General Counsel

✓ Approved as to form.

APPROVED & PRESENTED BY:

MATTHEW A. FRIEDMAN
Chief Procurement Officer
Procurement Services Department

REVIEWED BY:

KURT E. JOHN
Deputy Chief Financial Officer

✓ Approved as to budget impact statement.

APPROVED & PRESENTED BY:

DANIEL KANG
Director
Transportation Services Branch

EXHIBIT A

LOS ANGELES UNIFIED SCHOOL DISTRICT

SCHOOL CONSTRUCTION BOND CITIZENS' OVERSIGHT COMMITTEE

D. Michael Hamner, FAIA, Chair
American Institute of Architects
Robert Campbell, Vice-Chair
L.A. Co. Auditor-Controller's Office
Dr. Samantha Rowles, Secretary
LAUSD Student Parent
Patrick MacFarlane, Executive Committee
Early Education Coalition
Scott Pansky
L.A. Area Chamber of Commerce

Joseph P. Buchman – Legal Counsel
Burke, Williams & Sorensen, LLP
Lori Raineri and Keith Weaver – Oversight Consultants
Government Financial Services Joint Powers Authority

Bevin Ashenmiller
Tenth District PTSA
Neelura Bell
CA Charter School Association
Chad Boggio
L.A. Co. Federation of Labor AFL-CIO
Ashley Kaiser
Assoc. General Contractors of CA
Mellina Lathe
LAUSD Student Parent
Charlotte Lerchenmuller
Assn. of CA School Admin. - Retired
Aleigh Lewis
L.A. City Controller's Office
Jennifer McDowell
L.A. City Mayor's Office
Tamar Poladian-Perron
31st District PTSA

Rachelle Anema (Alternate)
L.A. Co. Auditor-Controller's Office
Monica Carlos (Alternate)
LAUSD Student Parent
Asha Lang (Alternate)
LAUSD Student Parent
Jeanalee Obergfell (Alternate)
L.A. City Mayor's Office
Jason Peterson (Alternate)
L.A. Co. Federation of Labor AFL-CIO
Brendan Sullivan (Alternate)
Tenth District PTSA
Vacant
CA Tax Reform Association

Timothy Popejoy
Bond Oversight Administrator
Perla Zitle
Bond Oversight Coordinator

RESOLUTION 2026-19

BOARD REPORT 030-26/27

RECOMMENDING BOARD APPROVAL TO USE BOND PROGRAM FUNDS TO SUPPORT THE PURCHASE OF 50 ELECTRIC SCHOOL BUSES AND AMEND THE TRANSPORTATION SERVICES BRANCH'S STRATEGIC EXECUTION PLAN TO INCORPORATE THEREIN

WHEREAS, District Staff is leveraging the United States Environmental Protection Agency (EPA) Clean School Bus (CSB) Program grant award to purchase electric school buses.

WHEREAS, District Staff has defined a project to replace 50 eligible class 8 internal combustion engine school buses with electric school buses located at the Sun Valley Bus Yard.

WHEREAS, the purchase of 50 electric school buses will directly benefit students by enabling the District's
Transportation Services Branch (TSB) to support the timely delivery of students to schools.

WHEREAS, the proposed project supports the District's resolution "Transitioning Los Angeles Unified School District to 100% Clean, Renewable Energy Resulting in Healthier Students and More Sustainable, Equitable Communities (Res-018-19/20)."

WHEREAS, the replacement of 50 diesel school buses with electric school buses will help reduce harmful emissions, and improve air quality, and reduce operational costs for school transportation.

WHEREAS, the purchase of 50 electric school buses will facilitate the replacement of an equivalent number of diesel buses within the existing fleet that are approaching the end of their useful life. The current cost to maintain and fuel each diesel bus is approximately $32,000 annually, totaling $1,600,000 for 50 buses. By comparison, the cost to maintain and power each electric bus is approximately $6,500 annually, or $325,000 for 50 buses.

NOT ADOPTED

WHEREAS, a breakdown of cost estimates and associated funding is provided below:

Line Item	Total Cost of Buses (50 buses at $505K ea.)	EPA Funding	Measure RR
Class 8 zero-emission/electric school bus	$25,250,000	$19,750,000	$5,500,000

WHEREAS, the purchase of the electric school buses will have the following equity impact:

Component	Score	Score Rationale
Recognition	**4**	The replacement of buses supports the District's commitment to reducing carbon and greenhouse gas emissions within the LAUSD community, with a particular focus on neighborhoods that are both environmentally and economically impacted.
Resource Prioritization	**4**	As a part of the District's alternative fuel bus fleet, the new buses will benefit all students as they will contribute to improving the overall air quality and route coverage for all students in the District.
Results	**4**	The new buses will improve student safety and support the District's goals of student achievement and attendance.
TOTAL	**12**	

WHEREAS, the District's Office of the General Counsel has reviewed the proposed Projects and determined that they may proceed to the School Construction Citizens' Bond Oversight Committee (BOC) for its consideration for recommendation to the Board of Education; and

WHEREAS, District Staff has concluded that this proposed Transportation SEP amendment will facilitate Los Angeles Unified's ability to successfully complete the Transportation SEP.

NOW, THEREFORE, BE IT RESOLVED THAT:

1. The School Construction Citizens' Bond Oversight Committee recommends that the Board of Education approves the purchase of 50 electric school buses in support of the Environmental Protection Agency's Clean School Bus Program with a budget of $5,500,000 and an amendment to the Transportation SEP to incorporate therein, as defined in Board Report 030-26/27, a copy of which is attached hereto in the form it was presented to the BOC and is incorporated herein by reference.

2. This resolution shall be transmitted to the Los Angeles Unified School District Board of Education and posted on the BOC's website.

NOT ADOPTED

3. The District is directed to track the above recommendation and to report on the adoption, rejection, or pending status of the recommendations as provided in section 6.2 of the Charter and Memorandum of Understanding between the Oversight Committee and the District.

NOT ADOPTED on August 13, 2026, by the following vote:

AYES:	2	ABSTENTIONS:	1
NAYS:	11	ABSENCES:	

D. Michael Hamner
Chair

Robert Campbell
Vice-Chair

NOT ADOPTED

EXHIBIT B - BOC Presentation
Board Report No. 030-26/27

APPROVAL TO USE BOND PROGRAM FUNDS TO SUPPORT THE PURCHASE OF 50 ELECTRIC SCHOOL BUSES IN SUPPORT OF THE ENVIRONMENTAL PROTECTION AGENCY'S CLEAN SCHOOL BUS PROGRAM

Bond Oversight Committee Meeting
August 13 , 2026

Transportation Services Branch

Action Proposed

- Approve the allocation of up to $5.5 million from Measure RR funds to support the purchase of 50 electric school buses.
- For Transportation, Measure RR bond proceeds are earmarked specifically for replacing aging and polluting school buses.
- The United States Environmental Protection Agency's (EPA) Clean School Bus Program grant will fund the remaining $19.75 million.
- These new buses shall replace the oldest diesel buses in the District's fleet and will operate out of the Sun Valley Bus Yard.
- Purchase of the school buses is anticipated to begin in Fall 2026, and delivery is anticipated to be completed by Spring 2028.

Item	Qty.	Total Cost	EPA Clean School Bus	Measure RR
Zero-Emission School Bus	50	$25,250,000	$19,750,000	$5,500,000

LAUSD UNIFIED

Background and Need

Aligned with Board Resolution *(Res-018-19/20). "Transitioning Los Angeles Unified School District to 100% Clean, Renewable Energy Resulting in Healthier Students and More Sustainable, Equitable Communities.*

Fossil-fuel-powered school buses remain a significant source of localized air pollution by emitting nitrogen oxides (Nox), particulate matter, and greenhouse gases that contribute to poor air quality and climate change.

Purchase was initially to be funded with General Funds, as approved by the Board. As District needs changed, Measure RR funds were identified as alternative option.

This request seeks concurrence to use Measure RR funds within the funding strategy to replace aging diesel, gasoline, and CNG buses with zero-emission electric school buses and EV bus charging infrastructure to support them.

LAUSD UNIFIED

Benefits

- Electric school buses eliminate tailpipe emissions, reducing exposure to harmful pollutants and improving air quality especially for students and drivers most exposed to vehicle emissions during daily school transportation

- Reduces environmental burdens on communities disproportionately affected by heavy-duty vehicle pollution near transportation corridors and bus depots

- Accelerates the adoption of zero-emission transportation to meet national and state climate goals

LAUSD UNIFIED

Electrification of Sun Valley

LAUSD is leveraging a grant from the U.S. Environmental Protection Agency **Clean School Bus (CSB) Program,** to accelerate the transition from fossil-fuel-powered vehicles to zero-emissions technologies, including electric school buses and the infrastructure that supports them.

Site:

- Sun Valley Bus Yard

Scope:

- Replace 50 fossil fuel, internal-combustion engine school buses with Electric school buses

Associated Elements:

- District to provide **EV bus chargers** with supporting **EV charging infrastructure**

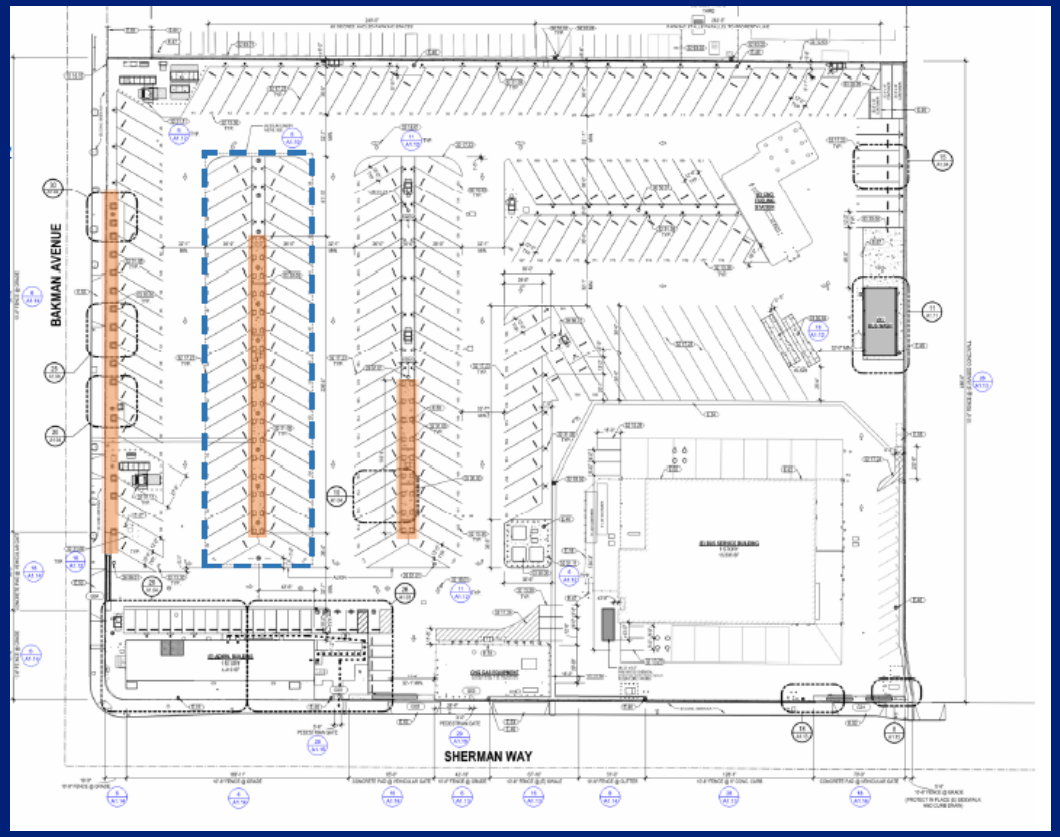

Sun Valley Site Plan

LAUSD UNIFIED

Cost & Schedule

Cost:

- 50 buses at estimated cost $25.25M
- Requesting bond authority $5.5M

Schedule:

- Procured and pending Board Approval
- Buses will arrive in time to coincide with completion of infrastructure enhancements, which are scheduled to be completed by Q4 2027

LAUSD UNIFIED

Questions?

LAUSD UNIFIED

EXHIBIT C

LOS ANGELES UNIFIED SCHOOL DISTRICT
SCHOOL CONSTRUCTION BOND CITIZENS' OVERSIGHT COMMITTEE

D. Michael Hamner, FAIA, Chair
American Institute of Architects
Robert Campbell, Vice-Chair
L.A. Co. Auditor-Controller's Office
Dr. Samantha Rowles, Secretary
LAUSD Student Parent
Patrick MacFarlane, Executive Committee
Early Education Coalition
Scott Pansky
L.A. Area Chamber of Commerce

Joseph P. Buchman – Legal Counsel
Burke, Williams & Sorensen, LLP
Lori Raineri and Keith Weaver – Oversight Consultants
Government Financial Services Joint Powers Authority

Bevin Ashenmiller
Tenth District PTSA
Neelura Bell
CA Charter School Association
Chad Boggio
L.A. Co. Federation of Labor AFL-CIO
Ashley Kaiser
Assoc. General Contractors of CA
Mellina Lathe
LAUSD Student Parent
Charlotte Lerchenmuller
Assn. of CA School Admin. - Retired
Aleigh Lewis
L.A. City Controller's Office
Jennifer McDowell
L.A. City Mayor's Office
Tamar Poladian-Perron
31st District PTSA

Rachelle Anema (Alternate)
L.A. Co. Auditor-Controller's Office
Monica Carlos (Alternate)
LAUSD Student Parent
Asha Lang (Alternate)
LAUSD Student Parent
Jeanalee Obergfell (Alternate)
L.A. City Mayor's Office
Jason Peterson (Alternate)
L.A. Co. Federation of Labor AFL-CIO
Brendan Sullivan (Alternate)
Tenth District PTSA
Vacant
CA Tax Reform Association

Timothy Popejoy
Bond Oversight Administrator
Perla Zitle
Bond Oversight Coordinator

The LAUSD School Construction Bond Citizens' Oversight Committee (BOC) is authorized by the California Strict Accountability in Local School Construction Bonds Act of 2000 [Education Codes 15264 - 15288] and the LAUSD BOC Charter and Memorandum of Understanding (MOU)

August 21, 2026

Scott Schmerelson, Board President
Andres Chait, Superintendent
Los Angeles Unified School District
333 South Beaudry Avenue, 24th Floor
Los Angeles, CA 90017

RE: BOC Consideration of the Purchase of 50 Electric School Buses

Dear Board President Schmerelson and Superintendent Chait,

At its August 13, 2026 meeting, the Bond Oversight Committee (BOC) considered recommendation of a District proposal to approve up to $5.5 million of bond funds toward the purchase of 50 electric school buses (Board Report No. 030-26/27). This proposal is scheduled to be included on the Order of Business for the September 15, 2026 Board of Education (BOE) meeting.

Mr. Daniel Kang, Director, Transportation Services Branch, presented the item. Mr. Kang made an extensive and detailed report regarding the proposed purchases, including comprehensive context regarding the specifications of the buses and how they would be utilized to provide transportation services across the District. He addressed many questions regarding reliability, cost, useful life, practicability and how the purchases furthered and implemented the District's policy goals related to the environment and the use of green technology. [1] Many members

[1] Transitioning Los Angeles Unified School District to 100% Clean, Renewable Energy Resulting in Healthier Students and More Sustainable, Equitable Communities (Res-018 19/20) (Noticed November 5, 2019 and Discussed at November 14, 2019 Committee of the Whole)

commended and thanked Mr. Kang for his earnestness, knowledge and candor related to this proposal.

After approximately an hour of open discussion regarding the electric bus purchase proposal, the BOC did not adopt Resolution 2026-19 recommending the action. Eight votes were needed to adopt the resolution.[2] The resolution did not pass by a vote of 2 ayes, 11 nays, and 1 abstention with 0 members absent (2-11-1-0).

The purpose of this letter is to inform the Board of Education, Superintendent and the public of the concerns expressed by the members of the BOC during consideration of the action. The BOC recognizes that only the Board of Education has the power to approve projects and may do so subsequent to the BOC's consideration.[3]

Various BOC members expressed the following concerns about the proposed action:

1. **Legal Permissibility**
   Section 7.6 of the BOC Charter and MOU states:

   > "The Committee has the responsibility to recommend against the expenditure of bond funds when District does not provide adequate information for effective oversight, or when a project or program appears to be impermissible or imprudent."

   The BOC has historically characterized the issue of permissibility as one of *legal* permissibility. The BOC does not draft or publish its own independent legal opinions about the permissibility of a proposed bond funded project. The BOC does not have access to bond counsel opinions deemed confidential by the District. It relies on the District to make this determination of legal permissibility. However, the BOC does have the responsibility to ask the question and inquire as to what factors the District considered related to its determination. The District did inform the BOC that District legal counsel had reviewed the proposed use of bond funds for electric bus purchase and determined the project may proceed to the BOC for its consideration.[4]

   That said, in the course of the meeting discussion, a member raised the question as to whether Section 15100(a)(9) of the California Education Code relating to the useful life of school buses was considered by the District in its determination of legal permissibility. That Education Code provision states that bond funds may be utilized to purchase school buses with a useful life of at least 20 years.[5] District staff during the presentation stated that

[2] Recommendations to the District to approve or disapprove a project must be approved by a majority of the active members of the Committee. There are 14 active members; thus approval of a project recommendation requires eight votes. Section 4.2.2 MOU.
[3] Once the BOC has had the opportunity to consider a project, the Board of Education may act on the project, with or without a BOC finding or recommendation. Section 7.6 MOU.
[4] Proposed BOC Resolution 2026-19 includes the provision: "WHEREAS, the District's Office of the General Counsel has reviewed the proposed Projects and determined that they may proceed to the School Construction Citizens' Bond Oversight Committee (BOC) for its consideration for recommendation to the Board of Education;"
[5] Education Code section 15100(a)(9).

the estimated useful life of an electric school bus was expected to be 10 to 15 years and that the manufacturer's warranty was limited to eight years. So, it seemed the proposed bus purchase did not conform to this Education Code provision regarding the minimal useful life of the school buses. No District legal staff were present at the meeting to clarify or address this question.

It should be noted that at its April 30, 2026, regular meeting the BOC voted to approve BOC Resolution 2026-10 recommending approval of the San Julian Electric School Bus Purchase Project, Including the Use of Bond Program Funds to Support the Purchase of 79 Electric School Buses (Board Report 422-25/26). At that meeting, the question as to the applicability of Education Code Section 15100(a)(9) was not raised by any BOC member. Therefore, this question of legal permissibility may have been the primary reason the BOC collectively voted to not recommend this project now.

It would also be relevant for the BOC to understand the District's legal basis for concluding bond funds can be used to purchase school buses in general. This also includes whether the purchase of school buses falls within the categories of expenditure permitted by Article XIII A, Section 1(b)(3) of the California Constitution, which authorizes bonded indebtedness for the construction, reconstruction, rehabilitation, or replacement of school facilities, including the furnishing and equipping of school facilities, or the acquisition or lease of real property for school facilities. It would also follow as to how the District interprets The California Strict Accountability in Local School Construction Bonds Act of 2000 [Education Codes 15264 - 15288] related to bus purchases and its ultimate finding that school buses are permissible bond fund expenditures.

2. **Range of Electric Buses**
   It was reported by Mr. Kang that the expected range of the proposed electric buses is approximately 100 miles, based on actual usage experience. He stated that the manufacturer claims a maximum range of 150 miles. In contrast, the expected range of internal combustion engine buses is approximately 300 miles. Consequently, the electric school buses provide approximately 1/3 of the functional range of internal combustion engine buses requiring the District to carefully consider where electric buses can be used effectively.

   The reduced range of the electric buses means that the buses are unable to service many routes without needing an additional electric charge during the route. This is problematic because of both the lack of charging stations and the lack of accessibility to existing commercial charging stations. Mr. Kang stated that the District is taking a phased strategy by allocating electric buses primarily to shorter daily routes where their current range is sufficient, while retaining internal combustion-engine school buses for longer routes. As such, this creates challenges in route scheduling and limits the District's ability to meet student's longer-distance transportation needs.

3. **Charging Stations**
   The accessibility of charging stations is critical to the District's successful transition to electric buses. Construction of charging stations is not yet complete. Current sites and

those under construction have been restricted to existing District bus yards. As such, the District is constrained in its implementation of electric school bus service by limited charging locations. The lack of charging stations also diminishes the functionality to provide transportation for other services such as athletic events and field trips.

Further challenges related to charging stations include the relatively high cost of the infrastructure and space to accommodate the size of a school bus. Mr. Kang shared that school buses are approximately three times larger than a standard vehicle. As such, installing charging stations, designating adequate parking, and circulation areas that would allow for charging at school sites is a significant constraint especially at those sites with limited space.

4. **Value and Cost**
   Mr. Kang stated that the cost of an electric bus is approximately $500,000. This is three times more than the cost of a $150,000 internal combustion engine bus. The Environmental Protection Agency (EPA) is proposed to provide grant funding for 78% of the expense for the purchase of 50 electric school buses. Even so, the BOC questioned whether it is appropriate for the District to commit taxpayer-supported bond funds to adopt a costly and still evolving technology. Moreover, the transition to electric school buses will require additional funding for the installation and expansion of charging infrastructure.

5. **Public and Student Safety**
   The District has yet to release the report of the investigation into a fire incident involving an electric bus under a 210-freeway overpass in December 2025. As a result, it is unclear what circumstances may have led to the fire and to what extent the electric bus itself was the underlying cause. It remains a question as to whether an electric bus presents a greater safety risk for students and staff. However, Mr. Kang did state that the District has already included recommendations from preliminary findings from the fire into specifications for the 50 proposed new electric school buses.

The District may certainly seek to utilize bond funds where legally permissible to offset potential general fund obligations. In this case, the District proposes to purchase electric school buses with bond funds. In doing so, it becomes the BOC's responsibility to consider the bond project proposal and to make an advisory recommendation regarding the project's legal permissibility and its prudence based on the information the BOC has at the time of its consideration. For the reasons described above, the BOC did not recommend Board approval of the project.

On behalf of the members of the BOC, thank you for the opportunity to comment on this proposal.

Sincerely,
/D. Michael Hamner/
D. Michael Hamner, FAIA, BOC Chair

Los Angeles Unified School District

333 S. Beaudry Ave., Los Angeles, CA 90017
1208 Magnolia Ave., Gardena, CA 90247
9945 Laurel Canyon Blvd., Pacoima, CA 91331

Board of Education Report

File #: Rep-012-26/27, **Version:** 1 **Agenda Date:** 9/15/2026
In Control: Procurement Services Department

Approval of Procurement Actions
Procurement Services Department

Brief Description:
(Approval of Procurement Actions) Recommends the ratification of the contract actions taken by the Procurement Services Department within delegated authority as listed in Attachment "A" including the approval of award of Professional Service Contracts not exceeding $250,000: New Contracts; Purchase Orders; Goods and General Services Contracts: Purchase Orders; District Card Transactions; Rental of Facilities; Travel/Conference Attendance; General Stores Distribution Center; and Book/Instructional Material Purchase Orders; and approve Professional Service Contracts (exceeding $250,000): New Contracts; and Goods and General Services Contracts (exceeding $250,000): New Contract; and Piggyback Contract as listed in Attachment "B".

Action Proposed:
Ratify the contract actions taken by the Procurement Services Department within delegated authority as listed in Attachment "A" including the approval of award of Professional Service Contracts not exceeding $250,000: New Contracts; Purchase Orders; Goods and General Services Contracts: Purchase Orders; District Card Transactions; Rental of Facilities; Travel/Conference Attendance; General Stores Distribution Center; and Book/Instructional Material Purchase Orders; and approve Professional Service Contracts (exceeding $250,000): New Contracts; and Goods and General Services Contracts (exceeding $250,000): New Contract; and Piggyback Contract as listed in Attachment "B".

Background:
Procurement Services staff prepares monthly reports for contract action necessary for the execution of the projects approved by the Board for the educational and operational requirements of the District in accordance with Board delegated authority to the Superintendent.

Expected Outcomes:
Approval of these items will allow the goods and services provided by these contracts furnishing the equipment, supplies, or services to the Los Angeles Unified School District that support Board policies and goals.

Board Options and Consequences:
The Board can approve all actions presented, or postpone selected actions pending receipt of additional information. Non-ratification of actions awarded under delegated authority in Attachment "A" will result in immediate unavailability of products or discontinuance of services, or both. While non-ratification may be legally defendable, it would likely result in costly litigation over discontinued payments or if the District attempts to reclaim payments made to a vendor. District costs will likely increase as fewer vendors compete for future procurements. Postponement of actions presented for approval in Attachment "B" will delay contract award or delivery dates.

Policy Implications:
This action does not change District policy and conforms to California Education Code section 17604 that permits the Board of Education to delegate authority for Procurement Services (Board Report 444-17/18), which the Board exercised on May 8, 2018.

Budget Impact:
The contract actions presented are within the budget authority previously approved by the Board. Ratification of contracts awarded under delegation of authority and within their Board approved budget listed in Attachment "A" includes:

- Award of Professional Service Contracts not exceeding $250,000: New Contracts; Purchase Orders; and

- Goods and General Services Contracts not exceeding $250,000: Procurement Transactions - Purchase Orders; Rental of Facilities; Travel/Conference Attendance; District Card Transactions; General Stores Distribution Center; and Book/Instructional Material Purchase Orders.

Request for Approval of Procurement Action not under delegated authority listed in Attachment "B" includes:

- Professional Service Contracts (exceeding $250,000): New Contracts; and

- Goods and General Services Contracts (exceeding $250,000): New Contract; and Piggyback Contract

Student Impact:
Not applicable.

Issues and Analysis:
There are no policy implications on these agreements. The Business and Government Services Team, Office of the General Counsel, has reviewed and approved the agreement as to form, except where "authorization to negotiate and execute" is sought.

Attachments:
Attachment A - Ratification of Contracts Awarded Under Delegated Authority
Attachment B - Request for Approval of Contracts not Under Delegated Authority

Previously adopted Board report referenced in the policy implications section:

- Adopted May 8, 2018: Board Report No. 444-17/18 <https://drive.google.com/file/d/1LObScI2aOLv21Poz24gkLDhfVRiE6a8K/view?usp=share_link>
- California Education Code Section 17604: (CE Code 17604 <https://drive.google.com/file/d/17i1CYUp6UH9-Gg-3DJMkxNEuH1uUQERc/view?usp=share_link>)

Submitted:
08/20/26

RESPECTFULLY SUBMITTED,

ANDRÉS E. CHAIT
Superintendent of Schools

APPROVED BY:

PEDRO SALCIDO
Deputy Superintendent

REVIEWED BY:

DEVORA NAVERA REED
General Counsel

✓ Approved as to form.

APPROVED & PRESENTED BY:

MATTHEW A. FRIEDMAN
Chief Procurement Officer
Procurement Services Department

REVIEWED BY:

KURT E. JOHN
Deputy Chief Financial Officer

✓ Approved as to budget impact statement.

ATTACHMENT A

APPROVAL OF PROCUREMENT CONTRACTS:
RATIFICATION OF DELEGATED AUTHORITY

A. REVENUE PROFESSIONAL SERVICE CONTRACTS/ AMENDMENTS/ ALREADY AWARDED NOT EXCEEDING <$500,000>

DIVISION OF ADULT CAREER AND EDUCATION

CONTRACTOR/ IDENTIFICATION NO.	CONTRACT TERM	SOURCE OF FUNDS	AMOUNT
American Safety Council / C10801	07/01/26 – 06/30/31	Revenue	<$100,000>

Item A

- Ratification of a revenue contract for LAUSD through the Division of Adult and Career Education (DACE) to continue serving as the Local Education Agency (LEA) providing curriculum approval and oversight for American Safety Council, who provides asynchronous training for journey-level electricians who are required to complete 32-hours of continuing education for license renewal.

- The District has been providing these services to American Safety Council since 2016.

- DACE was instrumental in getting the State of California Division of Apprenticeship Standards to approve an electrical trainee program and brought the program to four DACE campuses by getting those schools certified to train students as electricians. The contractor has been approved by Department of Industrial Relations (DIR) -approved since 2016 to deliver self-paced online continuing education courses.

- California electricians working under a licensed C-10 contractor must complete 32 hours of continuing education every three years to maintain certification and renew their license. The contractor serves approximately 7,200 California journey-level electricians annually, providing required continuing education on state electrical code updates and the National Electrical Code (NEC), supporting license renewal requirements and workforce development.

Equity Impact:

Component	Score	Score Rationale
Recognition	**4**	American Safety Council is an online continuing education contractor providing access to all licensed journey-level electricians in California by enabling seamless enrollment of on-demand, self-paced, asynchronous continuing education courses throughout their online platform.

ATTACHMENT A

APPROVAL OF PROCUREMENT CONTRACTS:
RATIFICATION OF DELEGATED AUTHORITY

Component	Score	Score Rationale
Resource Prioritization	**4**	The online provider effectively maintains continuing education courses to be relevant and aligned with the latest changes to the National Electrical Code (NEC) by working with experienced journey-level electricians and NEC experts with decades of expertise. This ensures resources are effectively prioritized and aligned to student learning and industry standards.
Results	**3**	American Safety Council eliminates barriers to education by allowing students to return to their self-paced, asynchronous training module and seamlessly pick up where they left off. Thereby supporting students with busy work and personal schedules so they can complete training and renew their electrical certification license with the California Department of Industrial Relation.
TOTAL	**11**	

ATTACHMENT A

APPROVAL OF PROCUREMENT CONTRACTS:
RATIFICATION OF DELEGATED AUTHORITY

A. REVENUE PROFESSIONAL SERVICE CONTRACTS/ AMENDMENTS/ ALREADY AWARDED NOT EXCEEDING <$500,000>

DIVISION OF COMMUNICATION, ENGAGEMENT & COLLABORATION

CONTRACTOR/ IDENTIFICATION NO.	CONTRACT TERM	SOURCE OF FUNDS	AMOUNT
Los Angeles County / C10909	02/17/23 – 02/16/27	Revenue	<$800,000*>

Item B

- Ratification of a revenue contract and subsequent amendments to broadcast the County of Los Angeles' Board of Supervisors' meetings.

- Los Angeles Unified School District, through its non-commercial education television station KLCS-TV, provides broadcast services for the County of Los Angeles through a recorded playback of the Board of Supervisors' meetings, various budget hearings, and other hearings/meetings and applicable proceedings. KLCS will broadcast a four-hour programming block each Wednesday, from 11:00 p.m. to 3:00 a.m.

- The contract expands public access to these meetings by providing a free, widely available television broadcast platform, ensuring residents who cannot access the County Channel or online livestreams can stay informed about County government proceedings.

Initial Contract Term: 02/17/23 – 02/16/25
New end date by Amendment No. 1: 02/16/26
New end date by Amendment No. 2: 02/16/27

Initial Contract Value: <$400,000>
Amendment No. 1: <$200,000>
Amendment No. 2: <$200,000>
***Aggregate Contract Value: <$800,000>**

Equity Impact:
Not applicable.

ATTACHMENT A

APPROVAL OF PROCUREMENT CONTRACTS:
RATIFICATION OF DELEGATED AUTHORITY

B. PROFESSIONAL SERVICES NO-COST MEMORANDUM OF UNDERSTANDING/ AMENDMENTS ALREADY AWARDED

Item C

CONTRACTOR / IDENTIFICATION NO.	DESCRIPTION	CONTRACT TERM	SITE/ SCHOOL	AMOUNT
REGION EAST				
Mentor for Change / C10317-1	College Access Mentorship	01/26/26 – 06/30/30 Includes four (4) renewal options	Various Schools	$0
DIVISION OF INSTRUCTION				
Lang Automotive, Inc., dba Lang Racing Development / C10844	Teacher Externship for LAUSD Career Technical Education (CTE) teachers to learn current practices in the career technical industry	07/06/26 – 07/10/26	Districtwide	$0
Spiritual Gangster Holdings, Inc. / C10940	Teacher Externship for LAUSD Career Technical Education (CTE) teachers to learn current practices in the career technical industry	07/01/26 – 07/31/26	Districtwide	$0

ATTACHMENT A

APPROVAL OF PROCUREMENT CONTRACTS:
RATIFICATION OF DELEGATED AUTHORITY

B. PROFESSIONAL SERVICES NO-COST MEMORANDUM OF UNDERSTANDING/ AMENDMENTS ALREADY AWARDED

Item C

CONTRACTOR / IDENTIFICATION NO.	DESCRIPTION	CONTRACT TERM	SITE/ SCHOOL	AMOUNT
DIVISION OF INSTRUCTION				
Titmouse, Inc. / C10941	Teacher Externship for LAUSD Career Technical Education (CTE) teachers to learn current practices in the career technical industry	07/06/26 – 07/30/26	Districtwide	$0
Sports Motion Physical Therapy / C10942	Teacher Externship for LAUSD Career Technical Education (CTE) teachers to learn current practices in the career technical industry	07/01/26 – 07/31/26	Districtwide	$0

ATTACHMENT A

APPROVAL OF PROCUREMENT CONTRACTS:
RATIFICATION OF DELEGATED AUTHORITY

B. PROFESSIONAL SERVICES NO-COST MEMORANDUM OF UNDERSTANDING/ AMENDMENTS ALREADY AWARDED

Item C

CONTRACTOR / IDENTIFICATION NO.	DESCRIPTION	CONTRACT TERM	SITE/ SCHOOL	AMOUNT
DIVISION OF INSTRUCTION				
Archetype Design Collective / C10943	Teacher Externship for LAUSD Career Technical Education (CTE) teachers to learn current practices in the career technical industry	07/01/26 – 07/31/26	Districtwide	$0
Product Development International / C10944	Teacher Externship for LAUSD Career Technical Education (CTE) teachers to learn current practices in the career technical industry	07/21/26 – 07/31/26	Districtwide	$0
DIVISION OF SPECIAL EDUCATION				
Ability First / C10880	Student Paid Internship	06/30/26 – 06/29/27	Districtwide	$0

ATTACHMENT A

APPROVAL OF PROCUREMENT CONTRACTS:
RATIFICATION OF DELEGATED AUTHORITY

B. PROFESSIONAL SERVICES NO-COST MEMORANDUM OF UNDERSTANDING/ AMENDMENTS ALREADY AWARDED

Item C

CONTRACTOR / IDENTIFICATION NO.	DESCRIPTION	CONTRACT TERM	SITE/ SCHOOL	AMOUNT
MEDICAL SERVICES DIVISION				
Phoenix House of Los Angeles / C10919	Volunteer Health, Mental Health and Substance Use Disorder Treatment Services	05/06/26 – 05/05/31	Districtwide	$0
Behavioral Health Services, Inc. / C10920	Volunteer Health, Mental Health and Substance Use Disorder Treatment Services	06/08/26 – 06/07/31	Districtwide	$0
OFFICE OF EMERGENCY MANAGEMENT				
UCLA Center for Prehospital Care / C10676	Train-the-Trainer Stop the Bleed Training	07/13/26 – 05/30/27	Districtwide (Middle and High Schools)	$0

ATTACHMENT A

APPROVAL OF PROCUREMENT CONTRACTS:
RATIFICATION OF DELEGATED AUTHORITY

Item D - ***July 2026***

The contract actions represented below are those actions put in place within each sponsoring school's or division's approved budget. These delegated procurement methods represent streamline ordering tools that assist schools and offices in meeting immediate mission-essential needs for professional services, goods, or general services

PROFESSIONAL SERVICES	**July 2026 = $ 1,180,552**	**YTD = $ 1,180,552**
GOODS AND GENERAL SERVICES	**July 2026 = $15,848,641**	**YTD = $15,848,641**
GRAND TOTAL	**July 2026 = $17,029,193**	**YTD = $17,029,193**

C. PROFESSIONAL SERVICES

	July Qty of POs	YTD Qty of POs	**July Total**	YTD Total
Purchase Orders	**259**	259	***$1,180,552*** ***(Median - $1,423)*** *Schools/Regions* *$326,875* *Central Offices* *$853,677*	$1,180,552

D. GOODS AND GENERAL SERVICES

	July Qty of POs/ Transactions	YTD Qty of POs/ Transactions	**July Total**	YTD Total
Purchase Orders	**3,753**	3,753	***$9,806,933*** ***(Median - $843)*** *Schools/Regions* *$230,797* *Central Offices* *$9,576,136*	$9,806,933
DISTRICT CARD TRANSACTIONS (i.e., P-Card, Fuel Card, Toshiba Card, etc.)	**3,922**	3,922	***$1,455,037*** ***(Median – $87)***	$1,455,037

ATTACHMENT A

APPROVAL OF PROCUREMENT CONTRACTS:
RATIFICATION OF DELEGATED AUTHORITY

D. GOODS AND GENERAL SERVICES				
The contract actions represented below are those actions put in place within each sponsoring school's or division's approved budget. These delegated procurement methods represent streamline ordering tools that assist schools and offices in meeting immediate mission-essential needs for professional services, goods, or general services.				
	July Qty of POs/ Transactions	YTD Qty of POs/ Transactions	**July Total**	YTD Total
Rental Facilities	**1**	1	***$30,678 (Median – $30,678)***	$30,678
Travel/Conference Attendance	**71**	71	***$165,955 (Median - $870)***	$165,955
GENERAL STORES DISTRIBUTION CENTER	**88**	88	***$1,900,952 (Median - $12,004)***	$1,900,952
BOOK/INSTRUCTIONAL MATERIAL PURCHASE ORDERS (BPO)	**244**	244	***$2,489,086 (Median - $3,836)***	$2,489,086

ATTACHMENT B

REQUEST FOR APPROVAL OF PROCUREMENT CONTRACTS
NOT UNDER DELEGATED AUTHORITY

A. APPROVAL OF PROFESSIONAL SERVICE CONTRACTS/AMENDMENTS/ AUTHORIZATION TO INCREASE CONTRACT CAPACITY EXCEEDING $250,000

DIVISION OF INSTRUCTION

CONTRACTOR/ IDENTIFICATION NO.	CONTRACT TERM	SOURCE OF FUNDS	AMOUNT
Various Vendors/Various* **Item E**	6/10/24 – 06/09/29 Includes three (3) one-year renewal options.	Various**	$7,887,697***

***CONTRACTORS:** Age of Learning/C3196; Amira Learning, Inc/C3175; Beable Education, Inc/C3408; BrainPOP LLC/C3429; Carnegie Learning, Inc/C3430; CodeCombat Inc/C3431; Curriculum Associates LLC/C3432; Discovery Education, Inc/C3433; Explore Learning, LLC/C3435; High School E-sports League, Inc. dba Generation Esports/C3170; Imagination Station, Inc dba Istation/C3820; IXL Learning, Inc./C3177; Lexia Learning Systems, LLC/C3833; Lexia Voyager Sopris, Inc./C3834; Liminex, Inc dba GoGuardian/C3835; Newsela, Inc./C3194; Packback, Inc./C3842; Quizizz, Inc./C3843; Slooh LLC/C3847; Soundtrap US Inc/C3176; ThinkCERCA.com, Inc/C3849; Tools for Schools, Inc dba Book Creator/C3850; Van Robotics/C3851 and Work on Learning Inc dba TeacherMade/C3852

- Approval of capacity increase to a bench of 24 formally competed contracts to provide digital instructional tools and platforms to support concept development, skills mastery, and problem-solving skills for students in grades 2-12. While 35 contracts were previously approved, nine contractors did not execute agreements with the District. The initial aggregate capacity of $30,000,000 was established to support anticipated expenditures over a two-year period, with the expectation that the District would seek additional capacity as future needs were identified. The authority to increase and decrease the amounts of these individual contracts will be limited to the aggregate value of $37,887,697.

- The proposed capacity increase is intended to support the District to centrally fund the purchase of Digital tools from Curriculum Associates LLC, Generation Esports, IXL Learning, Inc., and Soundtrap for Education. Additionally, this capacity increase will allow schools to purchase digital tools at the agreed upon contract rate. This will maintain continuity of access for students districtwide for digital instructional tools that align with the District's programmatic priorities.

- The purchase of digital instructional tools will be for the 26-27 school year with any subsequent needs in future years requiring the District to return to the Board for additional authority.

- Approximately, 313,798 students will benefit from the services.

****Source of Funds:** Title I (42%), Title IV (17%), ELOP (14%), Various per requesting school or office (27%)

Initial Authorized Value: $30,000,000 (Board Report 268-23/24)
***Additional Authorized Value: $7,887,697

Aggregate Five-Year Value For Twenty-Four (24) Contracts: $37,887,697

Equity Impact:

Component	Score	Score Rationale
Recognition	**3**	The digital instructional tools bench contract actively recognizes and addresses historical educational inequities by intentionally prioritizing support for student groups that have been historically underserved due to systemic barriers such as English Learners, Standard English Learners, African American students, Students with Disabilities, Homeless students, and Foster Youth. These inequities include gaps in access to high-quality instructional resources, personalized learning opportunities, and culturally responsive digital tools. The contract supports correcting these disparities by ensuring the approved applications enhance differentiated instruction, accelerate academic progress, and provide equitable access to rigorous, engaging content. Furthermore, schools are encouraged to align purchases with the specific goals and strategies in their School Plan for Student Achievement, reinforcing site-level responsiveness to students' unique needs.
Resource Prioritization	**2**	The contract somewhat prioritizes resources based on student needs. While it allows school sites to purchase additional digital tools that align with their specific goals and student performance targets, it does not include a clearly defined mechanism to ensure that high-need student groups are systematically prioritized. It provides equal opportunity across all schools but lacks targeted resource allocation explicitly driven by equity indicators.

ATTACHMENT B

REQUEST FOR APPROVAL OF PROCUREMENT CONTRACTS
NOT UNDER DELEGATED AUTHORITY

Component	Score	Score Rationale
Results	**4**	The digital instructional tools bench contract is likely to contribute to closing opportunity and achievement gaps. The selected digital applications provide personalized learning in core academic areas such as literacy and math, which enhances instructional differentiation and student engagement. The tools are intentionally aligned with District and LCAP goals, including specific targets for historically underserved student groups. Their integration into daily instruction directly supports coherent and effective implementation of Pillar 1A: High-Quality Instruction and Pillar 1C: Eliminating Opportunity Gaps, positioning the initiative as a key driver for equitable student outcomes.
TOTAL	**9**	

ATTACHMENT B

REQUEST FOR APPROVAL OF PROCUREMENT CONTRACTS
NOT UNDER DELEGATED AUTHORITY

A. APPROVAL OF PROFESSIONAL SERVICE CONTRACTS/AMENDMENTS/ AUTHORIZATION TO INCREASE CONTRACT CAPACITY EXCEEDING $250,000

DIVISION OF RISK MANAGEMENT & INSURANCE SERVICES

CONTRACTOR/ IDENTIFICATION NO.	CONTRACT TERM	SOURCE OF FUNDS	AMOUNT
Delta Dental of California/ C10111 (RFP 2272305882) **Item F**	01/01/27 – 12/31/31	Health and Welfare Funds (100%)	$48,000,000

- Approval of a formally competed contract with Delta Dental, procured through a Request for Proposals (RFP) process, to provide dental health maintenance organization (DHMO) insurance benefits to District employees, retirees, and eligible dependents. Dental services include, but are not limited to, preventative care, basic care such as tooth extractions and fillings, and major care such as dental implants and bridges. Pursuant to the Health Benefits Agreement, Division of Risk Management & Insurance Services is submitting approval on behalf of the Health Benefits Committee (HBC).

- The current contract with Delta Dental is set to expire on December 31, 2026. Since the selected proposer is the current incumbent, approval of this contract will be seamless, with no disruption to dental services. Contract approval is required for continuity of dental services for approximately 15,000 employees, 8,000 retirees, and 22,000 dependents.

- Four proposers participated through the RFP process, all of which were deemed qualified and evaluated by the Source Selection Committee (SSC). The SSC was comprised of labor union representatives and Benefits Administration, who reviewed the proposals based on the evaluation criteria. Based on the highest score, the SSC recommended the contract award to Delta Dental for DHMO services. On August 3, the HBC unanimously approved SSC's recommendation to award the contract to Delta Dental. The new agreement matches the current offering under the DHMO contract. Moreover, Delta Dental has been providing dental insurance services to the District since 2017.

- The contract is aligned with the District's commitment to employee well-being and attendance, both of which are critical to the District's success. Providing dental insurance benefits supports employee health and well-being, thus assuring attendance and the ability to support all students. In addition, offering dental insurance benefits as part of an employee's health and welfare benefits package is vital to attract and retain a highly qualified workforce.

Equity Impact:

Component	Score	Score Rationale
Recognition	**1**	Dental Health Maintenance Organization (HMO) insurance benefits for District employees and retirees do not recognize historical inequities based on Student Equity Needs Index criterion.
Resource Prioritization	**1**	Dental HMO insurance benefits for District employees and retirees do not prioritize resources based on Student Equity Needs Index criterion.
Results	**3**	Students need talented teachers, administrators, classified support staff, and leaders to improve academic outcomes and to secure future success. Providing dental insurance benefits helps attract and retain quality employees, thereby supporting all students.
TOTAL	**5**	

ATTACHMENT B

REQUEST FOR APPROVAL OF PROCUREMENT CONTRACTS NOT UNDER DELEGATED AUTHORITY

A. APPROVAL OF PROFESSIONAL SERVICE CONTRACTS/AMENDMENTS/ AUTHORIZATION TO INCREASE CONTRACT CAPACITY EXCEEDING $250,000

DIVISION OF RISK MANAGEMENT & INSURANCE SERVICES

CONTRACTOR/ IDENTIFICATION NO.	CONTRACT TERM	SOURCE OF FUNDS	AMOUNT
Metropolitan Life Insurance Company (MetLife)/C10110 (RFP 2272305882) **Item G**	01/01/27 – 12/31/31	Health and Welfare Funds (100%)	$351,600,000

- Authorization to negotiate and execute a formally competed contract with MetLife, procured through a Request for Proposals process, to provide dental preferred provider organization (DPPO) insurance benefits to District employees, retirees, and eligible dependents. Dental services include, but are not limited to, preventative care, basic care such as tooth extractions and fillings, and major care such as dental implants and bridges. Pursuant to the Health Benefits Agreement, the Division of Risk Management & Insurance Services is submitting approval on behalf of the Health Benefits Committee (HBC).

- The current contract with Aetna is set to expire on December 31, 2026. The transition will include system interface testing, data transfer, and the development of open enrollment communication. Contract approval is required to ensure the continuity of dental services for approximately 36,000 employees, 31,000 retirees, and 69,000 dependents.

- Four proposers participated through the RFP process, all of which were deemed qualified and evaluated by the Source Selection Committee (SSC). The SSC was comprised of labor union representatives and Benefits Administration, who reviewed the proposals based on the evaluation criteria. Based on the highest score, the SSC recommended the contract award to MetLife for DPPO services. On August 3, 2026, the HBC unanimously approved SSC's recommendation to award the contract to MetLife. The new agreement has the same dental coverage as the current offering, with the exception of the reimbursement methodology for out-of-network services. The plan update represents a significant savings to the District in comparison to the previous methodology. MetLife also has a proven history of providing group insurance services to the District, intermittently for over 17 years.

- The contract is aligned with the District's commitment to employee well-being and attendance, both of which are critical to the District's success. Providing dental insurance benefits supports employee health and well-being, thus assuring attendance and the

ability to support all students. In addition, offering dental insurance benefits as part of an employee's health and welfare benefits package is vital to attract and retain a highly qualified workforce.

Equity Impact:

Component	Score	Score Rationale
Recognition	**1**	Dental Preferred Provider Organization (PPO) insurance benefits for District employees and retirees do not recognize historical inequities based on Student Equity Needs Index criterion.
Resource Prioritization	**1**	Dental PPO insurance benefits for District employees and retirees do not prioritize resources based on Student Equity Needs Index criterion.
Results	**3**	Students need talented teachers, administrators, classified support staff, and leaders to improve academic outcomes and to secure future success. Providing dental insurance benefits helps attract and retain quality employees, thereby supporting all students.
TOTAL	**5**	

ATTACHMENT B

REQUEST FOR APPROVAL OF PROCUREMENT CONTRACTS NOT UNDER DELEGATED AUTHORITY

A. APPROVAL OF PROFESSIONAL SERVICE CONTRACTS/AMENDMENTS/ AUTHORIZATION TO INCREASE CONTRACT CAPACITY EXCEEDING $250,000

DIVISION OF RISK MANAGEMENT & INSURANCE SERVICES

CONTRACTOR/ IDENTIFICATION NO.	CONTRACT TERM	SOURCE OF FUNDS	AMOUNT
EyeMed Vision Care, LLC/ C10112 (RFP 2273613857) **Item H**	01/01/27 – 12/31/31	Health and Welfare Funds (100%)	$16,700,000

- Approval of a formally competed contract with EyeMed Vision Care, LLC (EyeMed), procured through a Request for Proposals (RFP) process, to provide vision insurance benefits to District employees, retirees, and eligible dependents. Vision services include, but are not limited to, routine care such as eye examinations, corrective care such as prescription glasses and contact lenses, and discounts for laser vision correction procedures. Pursuant to the Health Benefits Agreement, Division of Risk Management & Insurance Services is submitting approval on behalf of the Health Benefits Committee (HBC).

- The current contract with EyeMed is set to expire on December 31, 2026. Since the selected proposer is the current incumbent, approval of this contract will be seamless, with no disruption to vision services. Without contract approval, vision services will be interrupted for approximately 28,000 employees, 8,000 retirees, and 42,000 dependents.

- Three proposers participated through the RFP process, all of which were deemed qualified and evaluated by the Source Selection Committee (SSC). The SSC was comprised of labor union representatives and Benefits Administration, who reviewed the proposals based on the evaluation criteria. Based on the highest score, the SSC recommended the contract award to EyeMed for vision services. On August 3, the HBC unanimously approved SSC's recommendation to award the contract to EyeMed. The new agreement has the same vision coverage as the current offering, except the tier 4 progressive lens copay will differ and represents a savings to the District in comparison to the previous plan. EyeMed has a longstanding relationship with the District and has provided vision insurance services to the District since 2012.

- The contract is aligned with the District's commitment to employee well-being and attendance, both of which are critical to the District's success. Providing quality vision insurance benefits supports employee health and well-being, thus assuring attendance and the ability to support all students. In addition, offering vision insurance as part of an

employee's health and welfare benefits package is vital to attract and retain a highly qualified workforce.

Equity Impact:

Component	Score	Score Rationale
Recognition	**1**	Vision insurance benefits for District employees and retirees do not recognize historical inequities based on Student Equity Needs Index criterion.
Resource Prioritization	**1**	Vision insurance benefits for District employees and retirees do not prioritize resources based on Student Equity Needs Index criterion.
Results	**3**	Students need talented teachers, administrators, classified support staff, and leaders to improve academic outcomes and to secure future success. Providing quality vision insurance benefits helps attract and retain quality employees, thereby supporting all students.
TOTAL	**5**	

ATTACHMENT B

REQUEST FOR APPROVAL OF PROCUREMENT CONTRACTS NOT UNDER DELEGATED AUTHORITY

A. APPROVAL OF PROFESSIONAL SERVICE CONTRACTS/AMENDMENTS/ AUTHORIZATION TO INCREASE CONTRACT CAPACITY EXCEEDING $250,000

OFFICE OF THE SUPERINTENDENT

CONTRACTOR/ IDENTIFICATION NO.	CONTRACT TERM	SOURCE OF FUNDS	AMOUNT
Alvarez & Marsal, LLC/ C11092 (RFP 2241257250) **Item I**	09/16/26 – 01/31/27	General Funds (100%)	$959,500

- Authorization to negotiate and execute a formally competed contract procured through a Request for Proposals (RFP) process, to provide objective evaluation criteria, conduct analyses, assess impacts and tradeoffs, and provide recommendations for future Board consideration of possible school consolidations, reconfigurations, mergers, relocations, and/or closures.

- The work will build upon the recently completed landscape analysis report findings. It will help to determine how LAUSD programs, facilities, and resources can best be aligned and provided in an equitable, sustainable, and fiscally responsible manner.

- Alvarez & Marsal (A&M) shall develop, in consultation with the District, and informed by meaningful community engagement: a data driven methodology/framework and decision-making criteria, including state identified equity metrics, for identifying schools for possible closure, consolidation, reconfiguration, merger, and/or relocation; a school reuse/repurposing methodology; a multi-year engagement and communication roadmap.

- Alvarez & Marsal is a global professional services firm specializing in consulting and operational performance improvement. Current and former K-12 clients include DC Public Schools, San Francisco Unified and a previous engagement with LAUSD.

Equity Impact:
Not applicable.

ATTACHMENT B

REQUEST FOR APPROVAL OF PROCUREMENT CONTRACTS NOT UNDER DELEGATED AUTHORITY

A. APPROVAL OF PROFESSIONAL SERVICE CONTRACTS/AMENDMENTS/ AUTHORIZATION TO INCREASE CONTRACT CAPACITY EXCEEDING $250,000

INFORMATION TECHNOLOGY SERVICES

CONTRACTOR/ IDENTIFICATION NO.	CONTRACT TERM	SOURCE OF FUNDS	AMOUNT
Servi-Tek Engineering & Facility Solutions, LLC / C10732 (RFP 1926621315) **Item J**	04/20/26 - 04/19/31 Includes two (2) one-year renewal options	General Funds (100%)	$4,236,737

- Approval of formally competed contract procured through a Request for Proposals (RFP) process to provide modular data center maintenance and repair at the District's Van Nuys Data Center. These services encompass ongoing support, preventative maintenance, diagnostics, and repair activities for all modular data center components, including power distribution and backup systems, cooling and environmental management systems, IT hardware and supporting infrastructure, monitoring and control software (including firmware and system updates, and physical and logical security systems.

- One proposal was received and deemed qualified. Procurement Services Department staff compared the pricing to similarly scoped contracts with LAWA Palmdale, the Chicago Public School District, and cooperative agreements that HPE has with other government agencies.

- On June 1, 2026, the District issued a Limited Notice to Proceed to ensure there was ongoing maintenance and support for the Van Nuys Data Center.

- Servi-Tek Engineering & Facility Solutions has done business with the District since 2019.

Equity Impact:

Component	Score	Score Rationale
Recognition	**1**	Modular Data Center preventative and corrective maintenance services do recognize historical inequities, as its primary purpose is to maintain the reliability and performance of IT Infrastructure.
Resource Prioritization	**2**	This contract prioritizes resources based on student need by ensuring the continued operation and reliability of critical infrastructure, such as networking systems and Powerflex

Component	Score	Score Rationale
		environments, which support instructional and operational services.
Results	**2**	This contract may result in closing opportunity gaps and/closing achievement gaps. It will contribute indirectly by maintaining the infrastructure necessary for consistent access to educational and operational systems. Proper maintenance of the Ecopod helps prevent service disruptions that could disproportionately impact students relying on digital resources.
TOTAL	**5**	

ATTACHMENT B

REQUEST FOR APPROVAL OF PROCUREMENT CONTRACTS
NOT UNDER DELEGATED AUTHORITY

A. APPROVAL OF PROFESSIONAL SERVICE CONTRACTS/AMENDMENTS/ AUTHORIZATION TO INCREASE CONTRACT CAPACITY EXCEEDING $250,000

INFORMATION TECHNOLOGY SERVICES

CONTRACTOR/ IDENTIFICATION NO.	CONTRACT TERM	SOURCE OF FUNDS	AMOUNT
Instructure / C10616 **Item K**	09/30/26 – 06/30/31 Includes two (2) one-year renewal options	General Funds (100%)	$3,600,000

- Approval of a single-source contract for a District-wide enterprise license and ongoing support services with Instructure for Elevate software.

- The Elevate software license is a data validation tool to help My Integrated Student Information System (MISIS) and the California Longitudinal Pupil Achievement Data System (CALPADS) with automating the tracking and reporting of data discrepancies from schools and offices. They provide a summary of data exceptions and error reports which are sent to various divisions and school users for correction and monitoring. Without these reports the District runs the risk of inaccurate data that could impact funding, regulatory compliance and program determinations.

- Instructure's Elevate software is proprietary, and switching to another software provider would require multi-year planning and a significant budget increase to support the transition to new systems. The District transitioned to Instructure's Elevate software, formerly known as Certify, in 2016.

Equity Impact:

Component	Score	Score Rationale
Recognition	**3**	Nature of the data tool is to identify missing or incorrect data for ALL student records equally.
Resource Prioritization	**4**	Nature of the data tool is to identify missing or incorrect data for ALL student records so that school personnel save time for school employees to attend to social, emotional and physical needs during the school day.
Results	**3**	Nature of the data tool is to identify missing or incorrect data for ALL student records equally, ensuring data is accurate and eliminating possible gaps.

ATTACHMENT B

REQUEST FOR APPROVAL OF PROCUREMENT CONTRACTS
NOT UNDER DELEGATED AUTHORITY

Component	Score	Score Rationale
TOTAL	**10**	

ATTACHMENT B

REQUEST FOR APPROVAL OF PROCUREMENT CONTRACTS
NOT UNDER DELEGATED AUTHORITY

B. APPROVAL OF GOODS AND GENERAL SERVICES CONTRACTS/ AMENDMENTS/ AUTHORIZATION TO INCREASE CONTRACT CAPACITY EXCEEDING $250,000

Authority to award contracts for furnishings, equipment, supplies, and general services. The total amount listed is a not-to-exceed contract authority and is based on an estimate since the expenditures made against contracts are based upon purchased and/or approved invoices.

OFFICE OF THE CHIEF FINANCIAL OFFICER

CONTRACTOR/ IDENTIFICATION NO.	CONTRACT TERM	SOURCE OF FUNDS	AMOUNT
Sectran Security, Inc. / C10931 (IFB 2109727023) **Item L**	09/15/26 – 09/14/31 Includes two (2) one-year renewal options	General Funds (100%)	$3,100,000

- Approval of formally competed contract, procured through an Invitation for Bid (IFB) process, to provide armored car services to pick up cash from school cafeterias, student stores, and student body offices districtwide.

- Daily cash collections from the cafeteria and student store sales are to be deposited in a timely manner. Providing armored car service to pick up these collections ensures that deposits are safe and secure, reduces trips to the bank, increases productivity, and reduces liability associated with staff transportation cash.

- Three bids were received, and two were deemed qualified. Sectran Security has been providing these services since 2016.

Equity Impact:

Component	Score	Score Rationale
Recognition	**3**	The contract recognizes that schools have varying operational and financial needs and provides secure transportation services for student and parent funds across secondary schools, Adult Schools, and the Cash Receipts Unit. The service helps ensure that all sites, including those handling larger volumes of cash, have access to safe and reliable deposit services, reducing risks associated with cash handling and transportation.

ATTACHMENT B

REQUEST FOR APPROVAL OF PROCUREMENT CONTRACTS
NOT UNDER DELEGATED AUTHORITY

Component	Score	Score Rationale
Resource Prioritization	**3**	Resources are prioritized based on site-specific needs. School administrators determine whether armored car services are required and establish the frequency of pickups based on cash collection volumes and operational requirements. This flexible approach allows sites with greater needs to receive a higher level of service, supporting effective and secure financial operations.
Results	**2**	While the Sectran contract primarily supports operational effectiveness rather than direct academic outcomes, it helps ensure that student and parent funds are securely deposited and safeguarded. Additionally, it protects employees from the risks associated with transporting cash deposits, allowing school staff to focus on supporting school operations and student services. The contract may indirectly support equitable access to financial resources by maintaining secure and efficient handling of student body funds.
TOTAL	**8**	

ATTACHMENT B

REQUEST FOR APPROVAL OF PROCUREMENT CONTRACTS NOT UNDER DELEGATED AUTHORITY

B. APPROVAL OF GOODS AND GENERAL SERVICES CONTRACTS/ AMENDMENTS/ AUTHORIZATION TO INCREASE CONTRACT CAPACITY EXCEEDING $250,000

Authority to award contracts for furnishings, equipment, supplies, and general services. The total amount listed is a not-to-exceed contract authority and is based on an estimate since the expenditures made against contracts are based upon purchased and/or approved invoices.

TRANSPORTATION SERVICES BRANCH

CONTRACTOR/ IDENTIFICATION NO.	CONTRACT TERM	SOURCE OF FUNDS	AMOUNT
Becnel Uniforms / C9594 **Item M**	08/15/25 – 08/14/30 Includes two (2) one-year renewal options	General Funds (100%)	$650,000*

- Approval to increase the capacity of a formally competed contract, to provide uniforms to the Transportation Services Branch and Truck Operations staff. The additional authority is intended to cover the District's uniform needs, including the increase in the District's contributed allowance for uniforms negotiated in labor agreements, for the 26-27 school year with a formal solicitation being drafted for future District needs.

- Without approval of this capacity increase, LAUSD bus and truck drivers will be unable to obtain standardized uniforms under the existing contract. As a result, the District may be unable to maintain a consistent and professional appearance among Transportation Services and Truck Operations personnel, diminishing workforce uniformity and employee identification standards. Approval of this increase is necessary to ensure continued access to uniforms and support a professional, readily identifiable workforce.

Initial Contract Value: $1,000,000 (Board Report No. 007-25/26)
*Additional Authorized Value: $650,000
Aggregate Five-Year Contract Value: $1,650,000

Equity Impact:

Component	Score	Score Rationale
Recognition	**1**	Uniform services are provided without recognition of any historical inequities.

ATTACHMENT B

REQUEST FOR APPROVAL OF PROCUREMENT CONTRACTS
NOT UNDER DELEGATED AUTHORITY

Component	Score	Score Rationale
Resource Prioritization	**3**	Uniform services prioritize resources based on student needs. Uniformed bus drivers help to maintain a standard of professionalism within Los Angeles communities, which creates a welcoming environment for students.
Results	**2**	Uniformed bus drivers create a welcoming environment for students being transported to schools, which may result in closed opportunity gaps and/or closing achievement gaps for students.
TOTAL	**6**	

C. APPROVAL OF PIGGYBACK GOODS AND GENERAL SERVICE CONTRACTS
Authorize the utilization of a piggyback contract in effect. The proposed action complies with the Public Contract Code Sections 10299 and 20118, which allows school districts to utilize other governmental agencies' established contracts.

TRANSPORATION SERVICES BRANCH

CONTRACTOR/ IDENTIFICATION NO.	CONTRACT TERM	SOURCE OF FUNDS	AMOUNT
Model 1 Commercial Vehicles, Inc. / C10930 (SCSSA #2526-SC11-01-C) **Item N**	One-time Purchase	Various*	$34,200,000

- Approval of one-time purchase of seventy (70) electric school buses via piggyback South County Support Services Agency (SCSSA) contract #2526-SC11-01-C.

- The purchase of seventy buses are for International Motors (IC Bus) models with two different seat configurations to fit the needs of Transportation. As part of the grant requirements, the District will decommission older diesel buses currently operating within the fleet.

- The purchase of electric school buses will help ensure that students are provided with safe and environmentally sustainable daily transportation to and from school. The 70 newly built electric school buses will help replace the current aging bus fleet, including those with expiring CNG tanks.

- The acquisition of electric school buses will help the Transportation Services Branch provide students with a safe and reliable method of transportation to school and maintain operational efficiency by utilizing the most up-to-date, sustainable alternative fuel systems.

***Source of Funds:** Environmental Protection Agency Clean School Bus Grant (59.381%); Zero Emissions School Bus and Infrastructure Grant (20.445%); Bond Funds (20.174%)

Equity Impact:

Component	Score	Score Rationale
Recognition	**4**	The replacement of buses supports the District's commitment to reducing carbon and greenhouse gas emissions within the

ATTACHMENT B

REQUEST FOR APPROVAL OF PROCUREMENT CONTRACTS
NOT UNDER DELEGATED AUTHORITY

Component	Score	Score Rationale
		LAUSD community, with a particular focus on neighborhoods that are both environmentally and economically impacted.
Resource Prioritization	**4**	As a part of the District's alternative fuel bus fleet, the new buses will benefit all students as they will contribute to improving the overall air quality and route coverage for all students in the District.
Results	**4**	The new buses will improve student safety and support the District's goals of student achievement and attendance.
TOTAL	**12**	

Los Angeles Unified School District

333 S. Beaudry Ave., Los Angeles, CA 90017
1208 Magnolia Ave., Gardena, CA 90247
9945 Laurel Canyon Blvd., Pacoima, CA 91331

Board of Education Report

File #: Rep-011-26/27, **Version:** 1 **Agenda Date:** 9/15/2026
In Control: Facilities Contract Actions

Approval of Facilities Contracts Actions
Procurement Services Department - Facilities Contracts

Brief Description:
(Approval of Facilities Contracts Actions) Recommends the ratification of Procurement Services Division contract actions taken by Facilities Contracts under delegated authority as listed in Attachment "A" including: award of advertised construction contracts; award of job order contracts; approval of change orders; completion of contracts; award of informal contracts; award of architectural and engineering contracts; extra services / amendments for architectural and engineering contracts; award of single source Energy Policy Act Coordinator Services contract and approve proposed contracts in Attachment B including playground and parking striping and marking services task order contract.

Action Proposed:
Ratify the Procurement Services Division (PSD) contract actions taken by Facilities Contracts under delegated authority as listed in Attachment "A" including: award of advertised construction contracts; award of job order contracts; approval of change orders; completion of contracts; award of informal contracts; award of architectural and engineering contracts; extra services / amendments for architectural and engineering contracts; award of single source Energy Policy Act Coordinator Services contract; approve proposed contracts in Attachment B including playground and parking striping and marking services task order contract.

Background:
Facilities Contracts staff prepares monthly reports for contract actions necessary for the execution of projects approved by the Board and contained in the FSD Strategic Execution Plan (SEP), and for the maintenance and operation of District facilities in accordance with District policies and Board-delegated authority. As described in the November 12, 2013 Board Report #048-13/14 Informative, detailed information is provided on the Facilities Services website.

Expected Outcomes:
Approval of these items will allow services provided by these contracts to proceed in support of FSD projects, District policies and goals, and the Board-approved FSD-SEP.

Board Options and Consequences:
The Board can approve all actions presented or postpone selected actions pending receipt of additional information. Non-ratification of actions awarded under delegated authority in Attachment "A" will result in the immediate discontinuance of services. While non-ratification may be legally defendable, it will likely result in costly litigation over discontinued payments or if the District attempts to reclaim payments made to a vendor. District costs will likely increase as fewer contractors compete for future procurements.

Policy Implications:
This action does not change District policy and conforms to California Education Code section 17604 that permits the Board of Education to delegate authority for Facilities Contracts (Board Report #444-17/18), which the Board exercised on May 08, 2018 and (Board Report #333-25/26), which the Board exercised on June 12, 2026.

Budget Impact:
The contract actions presented are within the budget authority previously approved by the Board. Unless indicated otherwise, all contract actions are Bond funded.

Student Impact:
The contract actions will help ensure that the students are provided with safe and healthy environments, and up to-date facilities that promote learning.

Equity Impact:
Not Applicable.

Issues and Analysis:
There are no policy implications on these agreements.

Attachments:
Attachment A - Ratification of Facilities Contract Actions Awarded Under Delegated Authority
Attachment B - Request for Approval of Contracts Not Under Delegated Authority

Linked Materials

Previously adopted Board report(s) referenced:

- In the background Board Report No. 048-13/14, dated November 12, 2013. <https://drive.google.com/file/d/1q-FUsW7AXKe8h0A4KY-J3OVby30HueD6/view>
- In the policy implications Board Report No. 444-17/18, dated May 8, 2018. <https://drive.google.com/file/d/16sRw7yPe-tScbr2wG8AMTWB9QSeiQazM/view>
- In the policy implications Board Report No. 333-25/26 , dated June 12, 2026 <https://drive.google.com/file/d/1QG8VAhVahk-W_eI1eKhtGM-WwXX0VItt/view>.

Submitted:
08/20/26

RESPECTFULLY SUBMITTED,

ANDRÉS E. CHAIT
Superintendent of Schools

APPROVED BY:

PEDRO SALCIDO
Deputy Superintendent

REVIEWED BY:

DEVORA NAVERA REED
General Counsel

✓ Approved as to form.

APPROVED & PRESENTED BY:

MATTHEW A. FRIEDMAN
Chief Procurement Officer
Procurement Services Department

REVIEWED BY:

KURT E. JOHN
Deputy Chief Financial Officer

✓ Approved as to budget impact statement.

REVIEWED BY:

KRISZTINA TOKES
Chief Facilities Executive
Facilities Services Division

✓ Approved as to facilities impact.

ATTACHMENT A

RATIFICATION OF CONTRACTS AWARDED UNDER DELEGATED AUTHORITY

AWARD OF ADVERTISED CONSTRUCTION CONTRACTS

Item A **$8,377,202**

Bond funded unless noted otherwise

Ratification of formally competed construction contracts for the projects listed below.

Contractor/ ID No.	Site	Project Type	Project Authorization and Scope	Contract Term	Contract Amount	BD/ Region
Eberhard, A Tecta America Company, LLC/C10911	Los Angeles Center for Enriched Studies	Roofing Replacement	Board Report No. 011-25/26 08/26/25	07/27/26 – Completion	$2,235,000	BD-1 West
Empire Construction Services, Inc./C10876	Rodia Continuation HS	Sustainable Environmental Enhancement Developments for Schools (SEEDS)	Board Report No. 181-22/23 03/27/23	07/13/26 – Completion	$374,926	BD-5 East
Best Contracting Services, Inc. / C10878	Haynes Charter for Enriched Studies	Roofing Replacement	Board Report No. 011-25/26 08/26/25	07/01/26 – Completion	$759,450	BD-3 North
Best Contracting Services, Inc. / C10872	Muir MS	Roofing & HVAC Replacement	Board Report No. 293-17/18 02/13/18	07/10/26 – Completion	$2,742,824	BD-1 South
Beta Investments & Contracts, Inc. / C10912	Franklin HS	Modernize Cafeteria Food Serving Line	Board Report No. 073-22/23 11/15/22	07/08/26 – Completion	$935,600	BD-2 East
HZS Engineering, Inc., dba HZS Construction / C10946	Jefferson HS	New Stadium Scoreboard	Board Report No. 127-22/23 06/20/23	07/22/26 – Completion	$267,000	BD-5 East
Geronimo Concrete, Inc. / C10927	Wilton EEC	Outdoor Classroom	Board Report No. 304-24/25 05/13/25	07/31/26 – Completion	$492,043	BD-1 West

ATTACHMENT A

RATIFICATION OF CONTRACTS AWARDED UNDER DELEGATED AUTHORITY

Contractor/ ID No.	**Site**	**Project Type**	**Project Authorization and Scope**	**Contract Term**	**Contract Amount**	**BD/ Region**
Market Cooling & Construction, Inc./C10937	Rockdale Visual & Performing Arts Magnet ES	SEEDS	Board Report No. 327-24/25 05/13/25	08/10/26 – Completion	$315,000	BD-5 East
Jermax Construction, Inc./ C10945	Harte Preparatory MS	Barrier Removal	Board Report No. 045-25/26 09/16/25	07/31/26 – Completion	$255,360	BD-1 South

ATTACHMENT A

RATIFICATION OF CONTRACTS AWARDED UNDER DELEGATED AUTHORITY

AWARD OF ADVERTISED CONSTRUCTION CONTRACTS – BEST VALUE

Item B **$45,066,967**

Bond funded unless noted otherwise

Ratification of formally competed best value construction contracts for the projects listed below.

Contractor/ ID No.	Site	Project Type	Project Authorization and Scope	Contract Term	Contract Amount	BD/ Region
Ohno Construction Company / C10938	Eagle Rock HS	Field Upgrades with Synthetic Turf & Track	Board Report No. 007-23/24 08/22/23	07/23/26 – Completion	$10,100,000	BD-5 East
Ohno Construction Company / C10879	Locke College Preparatory Academy	Field Upgrades with Natural Turf & Rubberized Track	Board Report No. 102-23/24 11/14/23	06/29/26 – Completion	$9,105,000	BD-7 South
Prime Axis General Builder, Inc. / C10916	RFK Community Schools	Synthetic Turf & Track Replacement	Board Report No. 009-22/23 08/30/22	07/20/26 – Completion	$4,897,000	BD-5 West
Geronimo Concrete, Inc. / C11055	Cowan ES	Paving & Greening	Board Report No. 009-22/23 08/30/22	07/22/26 – Completion	$1,544,467	BD-4 West
Ian Thomas Group / C10992	92nd Street ES	Comprehensive Modernization - Building Stem Wall Repairs	Board Report No. 205-16/17 12/13/16	08/03/26 – Completion	$2,125,500	BD-7 South
Ohno Construction Company / C10939	Westchester Enriched Sciences Magnets	Baseball & Softball Field Upgrades with Natural Turf & Rubberized Track	Board Report No. 214-23/24 03/12/24 and Board Report No. 301-23/24 06/04/24	07/22/26 – Completion	$17,295,000 Bond Funds & Donated Funds (Lulu's Place)	BD-4 West

ATTACHMENT A

RATIFICATION OF CONTRACTS AWARDED UNDER DELEGATED AUTHORITY

JOB ORDER CONTRACTS AWARDS – $22,000,000

INFORMATION TECHNOLOGY SERVICES

Item C

ELECTRICAL AND LOW VOLTAGE CONTRACTING BENCH		
Contractor/ ID No.	**Initial Contract Amount**	**Contact Term**
Reyes Electrical Contractor, Inc., dba Reyes Engineering Corp. (SBE) /C10852	$4,200,000	06/18/26 – 06/17/27
Edessa Construction, Inc. (SBE) /C10848	$500,000	06/12/26 – 06/11/27
Alternate Power & Construction, Inc. (SBE) /C10851	$4,600,000	06/18/26 – 06/17/27
ConvergeOne, Inc. /C10857	$4,100,000	06/18/26 – 06/17/27
Reliable Monitoring Services, dba RMS Construction /C10858	$3,800,000	06/18/26 – 06/17/27
Telenet VoIP, Inc. (SBE) /C10847	$1,100,000	06/17/26 – 06/16/27
Pars Arvin Construction, Inc. (SBE)/C10856	$1,100,000	06/17/26 – 06/16/27
First Fire Systems, Inc. (SBE) /C10855	$1,100,000	06/17/26 – 06/16/27
Ratification of eight (8) formally competed Job Order Contract awards procured via RFQ R-26049 to provide electrical and low voltage contracting services District-wide as authorized on March 10, 2026 (Board Report No. 194-25/26). The authority to increase or decrease individual amounts for these contracts will be limited to the aggregate amount of $22,000,000. Authorization to amend Job Order Contracts not-to-exceed the aggregate amount of $22,000,000 without further board action.		

Campus Safety Systems Projects

ATTACHMENT A

RATIFICATION OF CONTRACTS AWARDED UNDER DELEGATED AUTHORITY

Item D

B. APPROVAL OF CHANGE ORDERS **July 2026 = $3,984,190**

Bond funded unless noted otherwise

		QUANTITY	AMOUNT
	i. New Construction contract change orders that do not individually exceed 10 percent for July 2026 (Average Transaction: $30,585; Median Transaction: $15,315)	20	$611,703
	ii. New Construction contract credit change orders for July 2026:	1	<$6,871>
	iii. Existing Facilities contract change orders that do not individually exceed 15 percent for July 2026 (Average Transaction: $15,714; Median Transaction: $6,125):	239	$3,755,543
	iv. Existing Facilities contract credit change orders for July 2026:	19	<$376,185>
	v. Existing Facilities contract change orders that individually exceed 15 percent (but do not exceed 25 percent) for July 2026, requiring 75 percent approval by the Board:	0	$0

C.	**COMPLETION OF CONTRACTS – July 2026**	44	$244,185,306

D.	**AWARD OF INFORMAL CONTRACTS (Not Exceeding $119,100)**		
	A & B Letters for July 2026 (Average Transaction: $33,010; Median Transaction: $18,000)	11	$363,112

ATTACHMENT A

RATIFICATION OF CONTRACTS AWARDED UNDER DELEGATED AUTHORITY

AWARD OF ARCHITECTURAL AND ENGINEERING CONTRACTS

Item E **$4,748,048**

Bond funded unless noted otherwise

Ratification of design contracts to provide architectural and engineering services procured via RFQ R-20014, R-20022 and RFQ R-24025 to provide site analysis/preliminary schematic design, final schematic design, design development, and construction documents for various projects.

Contractor/ ID No.	Site	Project Type	Project Authorization and Scope	Contract Term	Contract Amount	BD/ Region
Wagner Engineering & Survey, Inc. /C10746	Marvin ES	Paving & Greening	Board Report No. 271-19/20 03/10/20	06/18/26 Closeout	$175,313	BD-1 West
QDG Incorporated dba QDG Architecture (Micro-SBE)/C10797	Our Community School	HVAC Replacement	Board Report No. 323-25/26 03/10/26	06/22/26 Closeout	$1,581,175	BD-3 North
Studio Plus Architects, Inc./C10865	CHIME Institute's Schwarzenegger Community School	HVAC Replacement	Board Report No. 323-25/26 03/10/26	06/24/26 Closeout	$1,434,570	BD-4 North
Brahmbhatt Architects, Inc. (SBE) /C10831	156th Street ES	Accessibility Enhancement	Board Report No. 398-25/26 05/12/26	06/11/26 Closeout	$266,083	BD-7 South
Marca Architecture, Inc., dba Marcatects (SBE) /C10840	Melvin ES	Accessibility Enhancement	Board Report No. 398-25/26 05/12/26	06/16/26 Closeout	$635,554	BD-3 North
Swift Lee Office Inc., dba Swift Lee Office/C10834	Shenandoah EEC	Outdoor Classroom & Campus Upgrade	Board Report No. 190-25/26 12/16/25	06/18/26-Closeout	$655,353	BD-1 West

ATTACHMENT A

RATIFICATION OF CONTRACTS AWARDED UNDER DELEGATED AUTHORITY

EXTRA SERVICES / AMENDMENTS FOR ARCHITECTURAL AND ENGINEERING CONTRACTS **$873,031**

Item F

Extra services are for design work that is not covered under the original Agreement. Twenty-three (23) June through July Extra Services are listed at the following link:
BOE 011 Extra Services

CONTRACT NOS.	1620147\C3026; 1820027\C3078; 1920003\C2895; 1920003\C2895; 1920019\C625; 1920019\C625; 1920019\C625; 2220022\C3053; 2320006\C3006; 2320006\C3006; 2320015\C2916; 2320027\C2920; 2420013\C2929; 2420015\C3124; 2420038\C3877; 2420067\C7677; 2420080\C8446; 2520016\C7638; 2520049\C9338; 2520057\C9496; 2520057\C9496; 2520082\C9787; 2620003\C10127

ATTACHMENT A

RATIFICATION OF CONTRACTS AWARDED UNDER DELEGATED AUTHORITY

SINGLE-SOURCE CONTRACT – ENERGY POLICY ACT COORDINATOR SERVICES

Item G

Contractor/ ID No.	Project Authorization and Scope	Contract Term	Contract Amount
Efficiency Energy LLC C10910	Energy Policy Act Coordinator Services	07/04/26 – 06/30/31 includes one (1) one-year renewal option	Commission Based Revenue Generating Contract

Ratification of a Single-Source contract to provide Energy Policy Act Coordinator Services to facilitate the collection of revenue associated with allocation to qualifying vendors of tax deductions allowed per IRS code Section 179D.

The services and deliverables will include completion of claims that are in progress, including preparation and execution of allocation agreements; certification by qualified third parties based on modeling with Department of Energy-approved software; site visits; preparation and review of documentation, including calculations of tax benefits shared between District and eligible designers of energy-efficient building systems; review and preparation of closing documents, and communication of any necessary information needed to facilitate and realize the net tax benefits for LAUSD and designer(s). Efficiency Energy LLC provides staff support services with subject matter expertise of Internal Revenue Code Section 179D.

This contract is limited to completion of work in progress related to the following five projects for which the EPAct (179D) process is already underway. Projects are included by determining their eligibility under Section 179D of the internal Revenue Code and have been deemed eligible by the District:

School Name/ Project No.	BD/ Region
Rise Kohyang HS/ 10370660	BD-2 East
Amestoy ES/ 10369411	BD-7 South
Belvedere MS/ 10368158	BD-2 East
Reseda HS/ 10368163	BD-4 North
Garfield HS/ 10372156	BD-2 East

ATTACHMENT B
APPROVAL OF CONTRACTS NOT UNDER DELEGATED AUTHORITY

A. APPROVAL OF PROFESSIONAL SERVICES TASK ORDER CONTRACT

ITEM H

CONTRACTOR/ ID NO.	DESCRIPTION	CONTRACT TERM	AMOUNT
WGJ Enterprises Inc., dba PCI (SBE) 2780001/ IFB-26024	Playground and Parking Striping and Marking Services Board Member: Districtwide	10/01/26-09/30/29 plus two (2) one-year renewal options	$2,000,000 Restricted Routine Maintenance Funds (95%) Bond Funds (5%)

Authorization to award one (1) formally competed task order contract to provide playground and parking striping and marking services Districtwide, on an as needed basis, procured via IFB R-26024. The authority to increase or decrease individual amounts for this contract will be limited to $2,000,000.

These services provide durable markings that improve safety, organization, accessibility, and traffic flow. From parking spaces and directional markings to playground games, professional striping creates functional, clearly defined spaces that are built to withstand daily use and the elements.

File #: Rep-036-26/27, **Version:** 1 **Agenda Date:** 9/15/2026
In Control: Division of Instruction

Annual Report of the Los Angeles Unified School District Proposition 28: The Arts and Music in Schools Funding Guarantee and Accountability Act
Division of Instruction

Brief Description:
(Annual Report of the Los Angeles Unified School District Proposition 28: The Arts and Music in Schools Funding Guarantee and Accountability Act) The Proposition 28: Arts and Music in Schools Funding Annual Report is a compliance requirement for each Local Education Agency (LEA) that provides narrative and quantitative details relevant to visual and performing arts base funding and Prop 28 funding, categorical state funds, which serve to supplement visual and performing arts instruction.

Action Proposed:
Approve the 2025-2026 Proposition 28: Arts and Music in Schools Annual Report (Attachment).

Background:
On November 8, 2022 California voters approved Proposition 28: The Arts and Music in Schools (AMS) Funding Guarantee and Accountability Act. The measure required the State to establish a new, ongoing program supporting arts instruction in schools beginning in the 2023-24 school year. The funding is allocated to school sites based on student enrollment and, as authorized by the ballot initiative, school sites have three fiscal years to spend each school year's allocation of funds they receive.

The ballot initiative allocates one percent of kindergarten through grade twelve (K-12) portion of the Proposition 98 funding guarantee provided in the prior fiscal year, excluding funding appropriated for the AMS education program. Local educational agencies (LEAs) with 500 or more students are required to ensure that at least 80 percent of AMS funds are used to employ certificated or classified employees to provide arts education program instruction. In LAUSD, instruction is provided only by certificated personnel. The remaining funds must be used for training, supplies and materials and arts educational partnership programs, with no more than one percent of funds received to be used for an LEA's administrative expenses.

One of the conditions to receive Proposition 28 funds is that "a local educational agency shall annually submit an annual board- or body- approved report in a manner determined by the Superintendent, that shall be posted on the local educational agency and department's internet websites and that details the type of arts education programs funded by the program, the number of full-time equivalent teachers, classified personnel, teaching aides, the number of pupils served, and the number of school sites providing arts education programs with those funds."

Los Angeles Unified's total Arts budget was $260.9 million in 2025-2026. Proposition 28 funds are allocated to all LAUSD schools serving K-12 students. In the 2025-2026 school year, these funds were allocated to fund approximately 369.04 teachers, 40.20 teacher assistants, and 19.28 classified positions (excluding affiliated charter staffing). Note that the Prop 28 Report is required to report these figures and be submitted separately for

the Affiliated Charters as distinct LEAs. When excluding affiliated charters, Proposition 28 provided $75 million in new revenues for school investments in Arts Education at Los Angeles Unified School District.

Proposition 28 stipulates that funds be used to increase funding of arts education programs within school districts. While this may differ school-to-school, the law assesses the overall expenditures and investments at the District level.

Expected Outcomes:
Increased Proposition 28 funding will result in expanded student access to dance, music, theatre, visual arts and media arts/film instruction during the school day. Additionally, the maximum 20 percent of Prop 28 allocation will benefit students with additional arts services, instructional materials, and resources.

Board Options and Consequences:
If the Board of Education does not approve this annual report, Proposition 28 funds may be delayed or withheld for the 26-27 school year.

Policy Implications:
None.

Budget Impact:
For the 2025-2026 school year, when excluding its Affiliated Charters, Los Angeles Unified received approximately $75.0 million in new Proposition 28 funding, in addition to the carryover from the prior entitlements. Please note that the fiscal year 2026 entitlement was finalized in June. The annual state budget appropriation is subject to change year to year, depending on the overall Proposition 98 funds available each fiscal year.

Student Impact:
By providing additional funds to support arts education, the District anticipates increased student achievement outcomes and enhanced social emotional development.

Equity Impact:

Component	Score	Score Rationale
Recognition	**4**	Proposition 28 actively recognizes and specifies historical inequities to correct by providing additional funding for arts and music education in all K-12 public schools and allocates a greater proportion of the funds to schools serving more economically disadvantaged students.
Resource Prioritization	**3**	Proposition 28 prioritizes resources based on student need by allocating a greater portion of funds to schools serving more economically disadvantaged students.
Results	**4**	Proposition 28 may result in a narrowing of the opportunity gaps and/or achievement gaps for students by providing greater access to arts and music education and program through increased funding targeted to provide programming to economically disadvantaged students.
TOTAL	**11**	

Issues and Analysis:
For the 25-26 SY, $260.9 million was allocated for the arts, inclusive of the Proposition 28 funding to both district and affiliated charter schools. Of that $133.2 million came from Prop 28 funds inclusive of prior year entitlements. When excluding affiliated charters, Los Angeles Unified received $75.0 million in new Proposition 28 funding.

Below is a table showing the number of teachers (FTE) funded with Arts funding at district and affiliated charter schools for the 24-25 SY and 25-26 SY.

	24-25 SY FTE	**25-26 SY FTE**
Non-Prop 28 Funded Arts Teachers	252.0	257.6
Prop 28 Funded Arts Teachers	395.6	398.7
Total	647.6	656.3

Attachments:
Attachment A - Completed Proposition 28: Arts and Music in Schools Funding Annual Report

Submitted:
09/02/26

RESPECTFULLY SUBMITTED,

ANDRÉS E. CHAIT
Superintendent of Schools

APPROVED BY:

PIA SADAQATMAL
Chief Academic Officer
Division of Instruction

REVIEWED BY:

DEVORA NAVERA REED
General Counsel

✓ Approved as to form.

APPROVED & PRESENTED BY:

JANTRÉ CHRISTIAN
Administrator, Arts Education
Division of Instruction

REVIEWED BY:

KURT E. JOHN
Deputy Chief Financial Officer

✓ Approved as to budget impact statement.

ATTACHMENT A

REPT-036-26/27
September 15, 2026

Proposition 28: Arts and Music in Schools Funding Annual Report for LAUSD

Fiscal Year 2025-26

District Name: Los Angeles Unified School District

CDS Code: 1964733-0000000

Allocation Year: 2025-26

1. **Narrative description of the Prop 28 arts education program(s) funded. (2500-charter limit).**

   Proposition 28 provides increased investments in Arts Education which is critical for academic growth, personal development, social emotional expression, cultural fluency, and creativity. When excluding affiliated charters, Proposition 28 provided $75 million this school year in new revenues for school investments in Arts Education at Los Angeles Unified School District.

   During the 2025-2026 budget development period, school principals received clear guidance, in the form of budget training, support office hours, and inter-office correspondence regarding Proposition 28 plan development, legislative requirements, and office hours for site specific budgeting assistance. This guidance included that State law requires districts to use at least 80% of funds to employ staff to provide arts instruction. This may include Elementary Arts Itinerants, Secondary Arts Teachers, Teacher Assistants, or Instructional Aides. Principals were informed that any positions purchased with Proposition 28 funds must have job duties consistent with the respective class description and that the ratio of Proposition 28 funds used toward the positions must correlate with the percentage of time impacted staff expend toward advancing the spirit and letter of the mandate– to increase student access to arts education. Principals were also informed that the remaining funds may be used for training, supplies and materials, and arts education partner programs.

   Proposition 28 funds are allocated to all LAUSD schools serving K-12 students.
   For the 2025-2026 school year, the Proposition 28 allocation for these non-Affiliated Charter schools totaled $123 million (including carryover from prior 3-year allocations)

which has served to supplement the base funding. Altogether, the increased funding for arts education in Los Angeles Unified School District continues to expand student access to dance, music, theatre, visual arts, and media arts across all grade levels.
Proposition 28 funds are important to our school communities because increasing arts learning opportunities and student access to arts instruction produces significant educational benefits in a variety of areas, including increases in school attendance, academic engagement and social emotional wellbeing. Note that per CDE guidelines all counts listed below exclude Affiliated Charters.

2. Number of full-time equivalent teachers (certificated) = 369.04

3. Number of full-time equivalent personnel (classified) = 19.28

4. Number of full-time equivalent teaching aides = 40.20

5. Number of students served = 398,487

6. Number of school sites providing arts education = 901

Completed by: Jantre Christian

Title: Administrator

Email: jantre.christian@lausd.net

Telephone: (213) 241-8222

File #: Rep-037-26/27, **Version:** 1 **Agenda Date:** 9/15/2026
In Control: Division of Instruction

Annual Report of the Los Angeles Unified School District Affiliated Charters Prop 28 Report: The Arts and Music in Schools Funding Guarantee and Accountability Act
Division of Instruction/Budget Services and Financial Planning

Brief Description:
(Annual Report of the Los Angeles Unified School District Affiliated Charters Prop 28 Report: The Arts and Music in Schools Funding Guarantee and Accountability Act) The Proposition 28: Arts and Music in Schools Funding Annual Report is a compliance requirement for each Local Education Agency (LEA) that provides narrative and quantitative details relevant to visual and performing arts base funding and Prop 28 funding, categorical state funds, which serve to supplement visual and performing arts instruction.

Action Proposed:
Approve the 2025-2026 Proposition 28 Arts and Music in Schools Funding Annual Report inclusive of 51 Affiliated Charter Schools in Los Angeles Unified.

Background:
On November 8, 2022 California voters approved Proposition 28: The Arts and Music in Schools (AMS) Funding Guarantee and Accountability Act. The measure required the state to establish a new, ongoing program supporting arts instruction in schools beginning in 2023-24 school year. The funding is allocated to school sites based on student enrollment and academic need and, as authorized by the ballot initiative, school sites have three fiscal years to spend each school year's allocation of funds they receive.

The ballot initiative allocates one percent of kindergarten through grade twelve (K-12) portion of the Proposition 28 funding guarantee provided in the prior fiscal year, excluding funding appropriated for the AMS education program. Local Education Agencies (LEAs) with 500 or more students are required to ensure that at least 80 percent of AMS funds are used to employ certificated or classified employees to provide arts education program instruction. In LAUSD, instruction is provided only by certificated personnel. The remaining funds must be used for training, supplies and materials and arts educational partnership program, with no more than one percent of funds received to be used for an LEA's administrative expenses.

One of the conditions to receive Proposition 28 funds is that "a local educational agency shall annually submit an annual board- or body- approved report in a manner determined by the Superintendent, that shall be posted on the local educational agency and department's internet websites and that details the type of arts education programs funded by the program, the number of full-time equivalent teachers, classified personnel, teaching aides, the number of pupils served, and the number of school sites providing arts education programs with those funds."

Expected Outcomes:
Increased Proposition 28 funding will result in expanded student access to dance, music, theatre, visual and media arts across all grade levels.

Board Options and Consequences:
If the Board of Education does not approve this annual report, Proposition 28 funds may be delayed or withheld for 51 affiliated charter schools in Los Angeles Unified for the 2026-2027 school year.

Policy Implications:
Each affiliated charter is recognized as an independent LEA by the state of California, therefore reporting to the state is on a site by site basis.

Budget Impact:
For the 2025-2026 school year, Los Angeles Unified Affiliated Charters received approximately $6.4 million in new Proposition 28 funding, in addition to the carryover from the prior entitlements. Collectively District Affiliated Charters funded approximately 29.70 teachers, 4.36 teacher assistants, and 10.73 classified positions with Proposition 28 funds during the 2025-2026 school year. The annual state budget appropriation is subject to change year to year, depending on the overall Proposition 98 funds available each fiscal year.

Student Impact:
By providing additional funds to support arts education, the District anticipates increased student achievement outcomes and enhanced social emotional development.

Equity Impact:

Component	Score	Score Rationale
Recognition	**4**	Proposition 28 actively recognizes and specifies historical inequities to correct by providing additional funding for arts and music education in all K-12 public schools and allocates a greater proportion of the funds to schools serving more economically disadvantaged students.
Resource Prioritization	**3**	Proposition 28 prioritizes resources based on student need by allocating a greater portion of funds to schools serving more economically disadvantaged students.
Results	**4**	Proposition 28 is likely to result in a narrowing of the opportunity gaps and/or achievement gaps for students by providing greater access to arts and music education and program through increased funding targeted to provide programming to economically disadvantaged students.
TOTAL	**11**	

Issues and Analysis:
Each of the 51 affiliated charter schools must submit their own Proposition 28 Annual report. However, the Los Angeles Unified School District Board of Education must approve the reports.

Attachments:
Attachment A - Proposition 28: Arts and Music in Schools Funding Annual Report for Charter Schools

- To review the 51 affiliated charter school individual reports, please click here <https://drive.google.com/drive/folders/11uUcKEVSgpTXsX-UVnC764yfLEoYUXNS>

Submitted:
08/20/26

RESPECTFULLY SUBMITTED,

ANDRÉS E. CHAIT
Superintendent of Schools

APPROVED BY:

PIA SADAQATMAL
Chief Academic Officer
Division of Instruction

REVIEWED BY:

DEVORA NAVERA REED
General Counsel

✓ Approved as to form.

APPROVED & PRESENTED BY:

JANTRÉ CHRISTIAN
Administrator, Arts Education
Division of Instruction

REVIEWED BY:

KURT E. JOHN
Deputy Chief Financial Officer

✓ Approved as to budget impact statement.

ATTACHMENT A

REPT-037-26/27
September 15, 2026

Proposition 28: Arts and Music in Schools Funding Annual Report for Affiliated Charters

Fiscal Year: 2025-26

District Name: Los Angeles Unified School District – Affiliated Charters

CDS Code: Varies by School

Allocation Year: 2025-26

1. **Narrative description of the Prop 28 arts education program(s) funded. (2500-character limit).**

   Proposition 28 provides increased investments in Arts Education which is critical for academic growth, personal development, social emotional expression, cultural fluency, and creativity. Proposition 28 provided additional investments in arts education at 51 affiliated charter schools in the Los Angeles Unified School District. Additionally, these funds allowed us to provide additional resources to Targeted Student Populations. Please click on the following link to access each schools Proposition 28 Annual Report:

   https://drive.google.com/drive/folders/1gddz5TzPC5oHah7hC_8u_XVZhqALnEyi

   During the 2025-2026 budget development period, school principals received clear guidance regarding Proposition 28 plan development, legislative requirements, and office hours for site specific budgeting assistance. This guidance included that State law requires schools to use at least 80% of funds to employ staff to provide arts instruction. This may include Elementary Arts Itinerants, Secondary Arts Teachers, Teacher Assistants, or Instructional Aides. Principals were also informed that any positions purchased with Proposition 28 funds must have job duties consistent with the respective class description and that the ratio of Proposition 28 funds used toward positions must correlate with the percentage of time impacted staff are advancing the spirit and letter of the mandate- to increase students' access to arts education. Finally, principals were informed that the remaining funds may be used for training, supplies, materials, and arts education partner programs.

   Proposition 28 funds are important to our school communities because increasing arts learning opportunities and student access to arts instruction can produce significant

educational benefits in a variety of areas, including academic engagement and social emotional wellbeing.

2.	Number of full-time equivalent teachers (certificated).	Varies by School
3.	Number of full-time equivalent personnel (classified).	Varies by School
4.	Number of full-time equivalent teaching aides.	Varies by School
5.	Number of students served.	Varies by School
6.	Number of school sites providing arts education	51

Annual Report Data URL:

https://arts.lausd.org/apps/pages/index.jsp?uREC_ID=4406078&type=d&pREC_ID=2634188

Completed by: Jantré Christian

Title: Administrator

Email: jantre.christian@lausd.net

Telephone: (213) 241-8222

File #: Rep-055-26/27, **Version:** 1 **Agenda Date:** 9/15/2026
In Control: Facilities

Adoption of Resolutions Authorizing Filing of Applications for State Allocation Board-Administered Programs and Acknowledging Requirement to Submit Five-Year School Facilities Master Plan
Facilities Services Division

Brief Description:
(Adoption of Resolutions Authorizing Filing of Applications for State Allocation Board-Administered Programs and Acknowledging Requirement to Submit Five-Year School Facilities Master Plan) Recommends adoption of resolutions to authorize Los Angeles Unified School District (LAUSD or District) to file applications for State Allocation Board-administered programs and acknowledge, as a condition of participation in the School Facility Program (SFP), the requirement to submit a five-year school facilities master plan to the California Department of General Services, Office of Public School Construction.

Action Proposed:
Adoption of the attached Board of Education (Board) resolutions (Exhibits A through F), which authorize LAUSD personnel to file applications for State Allocation Board-administered programs and acknowledge, as a condition of participation in the SFP, the requirement to submit a five-year school facilities master plan to the California Department of General Services, Office of Public School Construction.

Background:
The State Allocation Board (SAB) is responsible for determining the allocation of state resources used to fund the new construction and modernization of public-school facilities through the SFP. These funding resources come from voter-approved general obligation bond funds and other designated state funds, which are allocated into various SFP programs. LAUSD has applied for grants through these programs and has been awarded approximately $6.18 billion so far, allowing the District to build new schools, modernize existing campuses, and provide learning environments that help students achieve educational goals.

As a result of the passage of the *Kindergarten through Grade 12 Schools and Local Community College Public Education Facilities Modernization, Repair, and Safety Bond Act of 2024* (Proposition 2), each school district that intends to participate in the SFP must submit to the Office of Public School Construction (OPSC) a five-year school facilities master plan, or an updated five-year school facilities master plan, approved by the district's governing board. The specific elements required in the master plan, and the standards for master-plan preparation, were approved by the SAB on May 4, 2026. Until a master plan is completed and adopted, a district may continue to submit SFP grant applications, provided that it submits to OPSC a resolution, approved by the district's governing board, acknowledging the master-plan requirement, and provided that the district complies with the deadlines specified in the resolution.

In April 2025, the LAUSD Board adopted a single resolution that authorized LAUSD personnel to file applications for SAB-administered programs and acknowledged the requirement to submit a five-year school facilities master plan. Since then, the SAB has adopted and implemented program-specific submittal timelines for the facilities master plan, which are not specified in the existing resolution. For the District's applications to

be processed, OPSC is requiring the District to submit separate resolutions for each funding program with the specific timelines stated. The attached resolutions will allow LAUSD to continue filing grant applications for all funding programs, and will ensure OPSC will continue to process applications already submitted without delay.

Expected Outcomes:
Adoption of the attached resolutions so that LAUSD may continue filing SFP grant applications until a five-year facilities master plan can be submitted to OPSC.

Board Options and Consequences:
Approval of the resolutions will allow LAUSD to continue filing SFP grant applications without interruption.

Disapproval of the resolutions will require LAUSD to suspend SFP grant applications that are not covered by the existing resolution, until LAUSD fulfills the five-year facilities master plan requirement. Disapproval of the resolutions will require the LAUSD to withdraw its three CTEFP applications and will jeopardize LAUSD's ability to receive SFP grants under funding programs not covered by the existing resolution.

Policy Implications:
The proposal advances Pillar 2 (Joy and Wellness) and Pillar 4 (Operational Effectiveness) of the 2022-2026 Strategic Plan by facilitating the funding of school construction projects, thus providing facilities that improve students' access to safe, healthy, and educationally effective learning environments.

Budget Impact:
SFP funding of school construction projects reduces the burden on local sources of school funding.

Student Impact:
Approval of the resolutions will allow the District to continue applying for SFP grants for the construction of modern school facilities, thus improving students' access to a safe and healthy learning environment.

Issues and Analysis:
None.

Attachments:
Exhibit A - Resolution Authorizing Filing of Applications for State Allocation Board-Administered Programs - Facility Hardship & Seismic Mitigation Program
Exhibit B - Resolution Authorizing Filing of Applications for State Allocation Board-Administered Programs - New Construction and Modernization Programs
Exhibit C - Resolution Authorizing Filing of Applications for State Allocation Board-Administered Programs - New Construction and Modernization Site Design Programs
Exhibit D - Resolution Authorizing Filing of Applications for State Allocation Board-Administered Programs - Career Technical Education Facilities Program
Exhibit E - Resolution Authorizing Filing of Applications for State Allocation Board-Administered Programs - Charter School Facilities Program
Exhibit F - Resolution Authorizing Filing of Applications for State Allocation Board-Administered Programs - Natural Disaster Assistance Program

Submitted:
08/20/26

RESPECTFULLY SUBMITTED,

ANDRÉS E. CHAIT
Superintendent of Schools

APPROVED BY:

PEDRO SALCIDO
Deputy Superintendent

REVIEWED BY:

DEVORA NAVERA REED
General Counsel

✓ Approved as to form.

APPROVED & PRESENTED BY:

KRISZTINA TOKES
Chief Facilities Executive
Facilities Services Division

REVIEWED BY:

KURT E. JOHN
Deputy Chief Financial Officer

✓ Approved as to budget impact statement.

LOS ANGELES UNIFIED SCHOOL DISTRICT
Board of Education Report
Exhibit A

RESOLUTION AUTHORIZING FILING OF APPLICATION(S)
FOR STATE ALLOCATION BOARD–ADMINISTERED FACILITY HARDSHIP AND/OR FACILITY HARDSHIP SEISMIC MITIGATION PROGRAM(S) FOR THE LOS ANGELES UNIFIED SCHOOL DISTRICT ON SEPTEMBER 15, 2026

WHEREAS Education Code established multiple programs to be administered by the Department of General Services (DGS) as staff to the State Allocation Board (SAB); and

WHEREAS the Los Angeles Unified School District intends to file applications for eligibility determination, file applications for funding, and/or certify information under the School Facility Program (SFP) Facility Hardship and/or Facility Hardship Seismic Mitigation Program(s); and

WHEREAS the Los Angeles Unified School District intends to file applications for eligibility determination and/or applications for funding under the SFP as provided in Section 17070.10, et seq., of the Education Code and SFP Regulation Section 1859.18; and

WHEREAS the Los Angeles Unified School District is aware that all application submittals on or after October 31, 2024, are subject to Section 17070.54 of the Education Code and SFP Regulation Section 1859.18; and

WHEREAS the Los Angeles Unified School District is aware of the minimum requirements for the five-year school facilities master plan as outlined in Section 17070.54 of the Education Code and SFP Regulation Section 1859.18; and

NOW, THEREFORE, BE IT RESOLVED THAT as a condition of participating in the SFP, as administered by the SAB, the Los Angeles Unified School District shall submit to the Office of Public School Construction (OPSC) a five-year school facilities master plan, updated five-year school facilities master plan, or a governing board resolution updating the required components of the master plan that were materially affected and a description of what changed, approved by the governing board of the Los Angeles Unified School District for all application submittals on or after October 31, 2024; and

NOW, THEREFORE, BE IT RESOLVED THAT pursuant to SFP Regulation Section 1859.18.1(a)(1), the Los Angeles Unified School District, as a condition of SFP funding, must submit the required five-year school facilities master plan within 18 months of fund release of the Full Adjusted Grant, or concurrently with submittal of the 100 percent complete *Expenditure Report* (Form SAB 50-06) if submitted less than 18 months following fund release; and

NOW, THEREFORE, BE IT RESOLVED THAT pursuant to SFP Regulation Section 1859.18.1(a)(2), the Los Angeles Unified School District acknowledges that the Apportionment may be rescinded for failure to submit a complete and valid master plan within the timeline specified in (a)(1).

Passed, Approved and Adopted this September 15, 2026:

Sherlett Hendy Newbill	Board Member	Karla Griego	Board Member
(Name and Title)		(Name and Title)	
Dr. Rocío Rívas	Board Vice President	Kelly Gonez	Board Member
(Name and Title)		(Name and Title)	
Scott M. Schmerelson	Board President	Tanya Ortiz Franklin	Board Member
(Name and Title)		(Name and Title)	
Nick Melvoin	Board Member		
(Name and Title)			

CERTIFICATION

I do hereby certify that the foregoing resolution was duly approved and adopted by the Board of Education of the City of Los Angeles at a meeting thereof held on September 15, 2026 by the following vote:

AYES:
NOES:
ABSENT:
ABSTAIN:

Michael A. McLean
Executive Officer of the Board of Education

Date

LOS ANGELES UNIFIED SCHOOL DISTRICT
Board of Education Report
Exhibit B

RESOLUTION AUTHORIZING FILING OF APPLICATION(S)
FOR STATE ALLOCATION BOARD–ADMINISTERED PROGRAMS FOR THE LOS ANGELES UNIFIED SCHOOL DISTRICT ON SEPTEMBER 15, 2026

WHEREAS Education Code established multiple programs to be administered by the Department of General Services (DGS) as staff to the State Allocation Board (SAB); and

WHEREAS the Los Angeles Unified School District intends to file applications for eligibility determination, file applications for funding, and/or certify information under one or more SAB-Administered Program(s); and

WHEREAS the Los Angeles Unified School District intends to file applications for eligibility determination and/or applications for funding under the School Facility Program (SFP) as provided in Section 17070.10, et seq., of the Education Code; and

WHEREAS the Los Angeles Unified School District is aware that all application submittals on or after October 31, 2024, are subject to Section 17070.54 of the Education Code and School Facility Program (SFP) Regulation Section 1859.18; and

WHEREAS the Los Angeles Unified School District is aware of the minimum requirements for the five-year school facilities master plan as outlined in Section 17070.54 of the Education Code and SFP Regulation Section 1859.18; and

NOW, THEREFORE, BE IT RESOLVED THAT as a condition of participating in the SFP, as administered by the SAB, the Los Angeles Unified School District shall submit to the Office of Public School Construction (OPSC) a five-year school facilities master plan, updated five-year school facilities master plan, or a governing board resolution updating the required components of the master plan that were materially affected and a description of what changed, approved by the governing board of the Los Angeles Unified School District for all application submittals on or after October 31, 2024; and

NOW, THEREFORE, BE IT RESOLVED THAT pursuant to SFP Regulation Section 1859.18.1(b)(1)(A), the Los Angeles Unified School District, as a condition of participation in the SFP New Construction and Modernization programs, for applications submitted through May 4, 2027, the Los Angeles Unified School District shall submit a complete and valid master plan within 90 days of the Office of Public School Construction notification of processing the application; and

NOW, THEREFORE, BE IT RESOLVED THAT pursuant to Regulation Section 1859.18.1(b)(1)(B), the Los Angeles Unified School District acknowledges that the Apportionment may be rescinded for failure to submit a complete and valid master plan within the timeline specified in (b)(1)(A).

Passed, Approved and Adopted this September 15, 2026:

Sherlett Hendy Newbill	Board Member	Karla Griego	Board Member
(Name and Title)		(Name and Title)	
Dr. Rocío Rívas	Board Vice President	Kelly Gonez	Board Member
(Name and Title)		(Name and Title)	
Scott M. Schmerelson	Board President	Tanya Ortiz Franklin	Board Member
(Name and Title)		(Name and Title)	
Nick Melvoin	Board Member		
(Name and Title)			

CERTIFICATION

I do hereby certify that the foregoing resolution was duly approved and adopted by the Board of Education of the City of Los Angeles at a meeting thereof held on September 15, 2026 by the following vote:

AYES:
NOES:
ABSENT:
ABSTAIN:

Michael A. McLean
Executive Officer of the Board of Education

Date

LOS ANGELES UNIFIED SCHOOL DISTRICT
Board of Education Report
Exhibit C

RESOLUTION AUTHORIZING FILING OF APPLICATION(S)
FOR STATE ALLOCATION BOARD–ADMINISTERED PROGRAMS FOR THE LOS ANGELES UNIFIED SCHOOL DISTRICT ON SEPTEMBER 15, 2026

WHEREAS Education Code established multiple programs to be administered by the Department of General Services (DGS) as staff to the State Allocation Board (SAB); and

WHEREAS the Los Angeles Unified School District intends to file applications for eligibility determination, file applications for funding, and/or certify information under one or more SAB-Administered Program(s); and

WHEREAS the Los Angeles Unified School District intends to file applications for eligibility determination and/or applications for funding under the School Facility Program (SFP) as provided in Section 17070.10, et seq., of the Education Code; and

WHEREAS the Los Angeles Unified School District is aware that all application submittals on or after October 31, 2024, are subject to Section 17070.54 of the Education Code and School Facility Program (SFP) Regulation Section 1859.18; and

WHEREAS the Los Angeles Unified School District is aware of the minimum requirements for the five-year school facilities master plan as outlined in Section 17070.54 of the Education Code and SFP Regulation Section 1859.18; and

NOW, THEREFORE, BE IT RESOLVED THAT as a condition of participating in the SFP, as administered by the SAB, the Los Angeles Unified School District shall submit to the Office of Public School Construction (OPSC) a five-year school facilities master plan, updated five-year school facilities master plan, or a governing board resolution updating the required components of the master plan that were materially affected and a description of what changed, approved by the governing board of the Los Angeles Unified School District for all application submittals on or after October 31, 2024; and

NOW, THEREFORE, BE IT RESOLVED THAT pursuant to SFP Regulation Section 1859.18.1(b)(3), the Los Angeles Unified School District, as a condition of participation in the SFP New Construction and Modernization programs, for applications submitted through May 4, 2027, the Los Angeles Unified School District shall submit a complete and valid master plan within 90 days of the Office of Public School Construction notification of processing the application; and

NOW, THEREFORE BE IT RESOLVED THAT, pursuant to SFP Regulation Section 1859.18.1(b)(3), as a condition of participation in the SFP New Construction and Modernization programs, for associated full adjusted grant applications submitted on or after May 5, 2027, the Los Angeles Unified School District shall submit a complete and valid master plan concurrently with the Approved Application; and

NOW, THEREFORE, BE IT RESOLVED THAT pursuant to Regulation Section 1859.18.1(b)(3), the Los Angeles Unified School District acknowledges that the Apportionment may be rescinded for failure to submit a complete and valid master plan within the timeline specified in (b)(3).

Passed, Approved and Adopted this September 15, 2026:

Sherlett Hendy Newbill	Board Member	Karla Griego	Board Member
(Name and Title)		(Name and Title)	
Dr. Rocío Rívas	Board Vice President	Kelly Gonez	Board Member
(Name and Title)		(Name and Title)	
Scott M. Schmerelson	Board President	Tanya Ortiz Franklin	Board Member
(Name and Title)		(Name and Title)	
Nick Melvoin	Board Member		
(Name and Title)			

CERTIFICATION

I do hereby certify that the foregoing resolution was duly approved and adopted by the Board of Education of the City of Los Angeles at a meeting thereof held on September 15, 2026 by the following vote:

AYES:
NOES:
ABSENT:
ABSTAIN:

Michael A. McLean
Executive Officer of the Board of Education

Date

LOS ANGELES UNIFIED SCHOOL DISTRICT
Board of Education Report
Exhibit D

RESOLUTION AUTHORIZING FILING OF APPLICATION(S)
FOR STATE ALLOCATION BOARD–ADMINISTERED CAREER TECHNICAL
EDUCATION FACILITIES PROGRAMS FOR THE LOS ANGELES UNIFIED SCHOOL
DISTRICT ON SEPTEMBER 15, 2026

WHEREAS Education Code established multiple programs to be administered by the Department of General Services (DGS) as staff to the State Allocation Board (SAB); and

WHEREAS the Los Angeles Unified School District intends to file applications for funding, and/or certify information under the Career Technical Education Facilities Program (CTEFP), a program within the School Facility Program (SFP); and

WHEREAS the Los Angeles Unified School District is aware that all application submittals on or after October 31, 2024, are subject to Section 17070.54 of the Education Code and SFP Regulation Section 1859.18; and

WHEREAS the Los Angeles Unified School District is aware of the minimum requirements for the five-year school facilities master plan as outlined in Section 17070.54 of the Education Code and SFP Regulation Section 1859.18; and

NOW, THEREFORE, BE IT RESOLVED THAT as a condition of participating in the CTEFP, as administered by the SAB, the Los Angeles Unified School District shall submit to the Office of Public School Construction (OPSC) a five-year school facilities master plan, updated five-year school facilities master plan, or a governing board resolution updating the required components of the master plan that were materially affected and a description of what changed, approved by the governing board of the Los Angeles Unified School District for all *Application for Career Technical Education Facilities Funding* (Form SAB 50-10) submittals on or after October 31, 2024, pursuant to SFP Regulation Section 1859.18; and

NOW, THEREFORE, BE IT RESOLVED THAT pursuant to SFP Regulation Section 1859.18.1(c)(1), the Los Angeles Unified School District, as a condition of SFP funding, must submit a five-year school facilities master plan within 18 months of fund release, or concurrently with submittal of the 100 percent complete *Expenditure Report* (Form SAB 50-06) if submitted less than 18 months following fund release; and

NOW, THEREFORE, BE IT RESOLVED THAT pursuant to SFP Regulation Section 1859.18.1(c)(2), the Los Angeles Unified School District acknowledges that the Apportionment may be rescinded for failure to submit a complete and valid master plan within the timeline specified in (c)(1).

Passed, Approved and Adopted this September 15, 2026:

Sherlett Hendy Newbill	Board Member	Karla Griego	Board Member
(Name and Title)		(Name and Title)	
Dr. Rocío Rívas	Board Vice President	Kelly Gonez	Board Member
(Name and Title)		(Name and Title)	
Scott M. Schmerelson	Board President	Tanya Ortiz Franklin	Board Member
(Name and Title)		(Name and Title)	
Nick Melvoin	Board Member		
(Name and Title)			

CERTIFICATION

I do hereby certify that the foregoing resolution was duly approved and adopted by the Board of Education of the City of Los Angeles at a meeting thereof held on September 15, 2026 by the following vote:

AYES:
NOES:
ABSENT:
ABSTAIN:

Michael A. McLean
Executive Officer of the Board of Education

Date

LOS ANGELES UNIFIED SCHOOL DISTRICT
Board of Education Report
Exhibit E

RESOLUTION AUTHORIZING FILING OF APPLICATION(S)
FOR STATE ALLOCATION BOARD–ADMINISTERED CHARTER SCHOOL FACILITIES
PROGRAM FOR THE LOS ANGELES UNIFIED SCHOOL DISTRICT
ON SEPTEMBER 15, 2026

WHEREAS Education Code established multiple programs to be administered by the Department of General Services (DGS) as staff to the State Allocation Board (SAB); and

WHEREAS the Los Angeles Unified School District intends to file applications for eligibility determination, file applications for funding, and/or certify information under the Charter School Facilities Program (CSFP), a program within the School Facility Program (SFP); and

WHEREAS the Los Angeles Unified School District is aware of the minimum requirements for the five-year school facilities master plan as outlined in Section 17070.54 of the Education Code and SFP Regulation Section 1859.18; and

NOW, THEREFORE, BE IT RESOLVED THAT as a condition of participating in the CSFP, as administered by the SAB, the Los Angeles Unified School District shall submit to the Office of Public School Construction (OPSC) a five-year school facilities master plan, updated five-year school facilities master plan, or a governing board resolution updating the required components of the master plan that were materially affected and a description of what changed, approved by the governing board of the Los Angeles Unified School District for *Application for Funding* (Form SAB 50-04) submittals on or after October 31, 2024, are subject to Section 17070.54 of the Education Code and SFP Regulation Section 1859.18; and

NOW, THEREFORE, BE IT RESOLVED THAT pursuant to SFP Regulation Section 1859.18.1(d)(1), the Los Angeles Unified School District received a Preliminary Charter School Apportionment prior to October 31, 2024, as a condition of CSFP participation, shall submit a complete and valid master plan within 18 months of fund release, or concurrently with submittal of the 100 percent complete Form SAB 50-06 if it is submitted to OPSC less than 18 months following fund release; and

NOW, THEREFORE, BE IT RESOLVED THAT pursuant to SFP Regulation Section 1859.18.1(d)(3), if the [insert District name] School District receives a Preliminary Charter School Apportionment on or after October 31, 2024, as a condition of CSFP participation, shall submit a complete and valid master plan with the Form SAB 50- 04 request for Final Charter School Apportionment.; and

NOW, THEREFORE, BE IT RESOLVED THAT pursuant to Regulation Section 1859.18.1(d), the Los Angeles Unified School District acknowledges that the Apportionment may be rescinded for failure to submit a complete and valid master plan within the timeline specified in (d)(1) or (d)(3).

Passed, Approved and Adopted this September 15, 2026:

Sherlett Hendy Newbill	Board Member	Karla Griego	Board Member
(Name and Title)		(Name and Title)	
Dr. Rocío Rívas	Board Vice President	Kelly Gonez	Board Member
(Name and Title)		(Name and Title)	
Scott M. Schmerelson	Board President	Tanya Ortiz Franklin	Board Member
(Name and Title)		(Name and Title)	
Nick Melvoin	Board Member		
(Name and Title)			

CERTIFICATION

I do hereby certify that the foregoing resolution was duly approved and adopted by the Board of Education of the City of Los Angeles at a meeting thereof held on September 15, 2026 by the following vote:

AYES:
NOES:
ABSENT:
ABSTAIN:

Michael A. McLean
Executive Officer of the Board of Education

Date

LOS ANGELES UNIFIED SCHOOL DISTRICT
Board of Education Report
Exhibit F

RESOLUTION AUTHORIZING FILING OF APPLICATION(S)
FOR STATE ALLOCATION BOARD–ADMINISTERED NATURAL DISASTER
ASSISTANCE FOR THE LOS ANGELES UNIFIED SCHOOL DISTRICT
ON SEPTEMBER 15, 2026

WHEREAS Education Code established multiple programs to be administered by the Department of General Services (DGS) as staff to the State Allocation Board (SAB); and

WHEREAS the Los Angeles Unified School District intends to file applications for funding, and/or certify information under the School Facility Program (SFP) Natural Disaster Assistance; and

WHEREAS the Los Angeles Unified School District is aware that all application submittals on or after October 31, 2024, are subject to Section 17070.54 of the Education Code and School Facility Program (SFP) Regulation Section 1859.18; and

WHEREAS the Los Angeles Unified School District is aware of the minimum requirements for the five-year school facilities master plan as outlined in Section 17070.54 of the Education Code and SFP Regulation Section 1859.18; and

NOW, THEREFORE, BE IT RESOLVED THAT as a condition of participating in the Natural Disaster Assistance Program, as administered by the SAB, the Los Angeles Unified School District shall submit to the Office of Public School Construction (OPSC) a five-year school facilities master plan, updated five-year school facilities master plan, or a governing board resolution updating the required components of the master plan that were materially affected and a description of what changed, approved by the governing board of the Los Angeles Unified School District for all application submittals on or after October 31, 2024; and

NOW, THEREFORE, BE IT RESOLVED THAT pursuant to SFP Regulation Section 1859.18.1(e)(1), the Los Angeles Unified School District, as a condition of SFP participation, must submit the required five-year school facilities master plan by the time the 100 percent complete *Expenditure Report* (Form SAB 50-06) is submitted; and

NOW, THEREFORE, BE IT RESOLVED THAT pursuant to Regulation Section 1859.18.1(e)(2), the Los Angeles Unified School District acknowledges that the Apportionment may be rescinded for failure to submit a complete and valid master plan within the timeline specified in (e)(1).

Passed, Approved and Adopted this September 15, 2026:

Sherlett Hendy Newbill	Board Member	Karla Griego	Board Member
(Name and Title)		(Name and Title)	
Dr. Rocío Rívas	Board Vice President	Kelly Gonez	Board Member
(Name and Title)		(Name and Title)	
Scott M. Schmerelson	Board President	Tanya Ortiz Franklin	Board Member
(Name and Title)		(Name and Title)	
Nick Melvoin	Board Member		
(Name and Title)			

CERTIFICATION

I do hereby certify that the foregoing resolution was duly approved and adopted by the Board of Education of the City of Los Angeles at a meeting thereof held on September 15, 2026 by the following vote:

AYES:
NOES:
ABSENT:
ABSTAIN:

Michael A. McLean
Executive Officer of the Board of Education

Date

Los Angeles Unified School District

333 S. Beaudry Ave., Los Angeles, CA 90017
1208 Magnolia Ave., Gardena, CA 90247
9945 Laurel Canyon Blvd., Pacoima, CA 91331

Board of Education Report

File #: Rep-028-26/27, **Version:** 1 **Agenda Date:** 9/15/2026
In Control: Labor Relations

Teamsters Local 572 (Teamsters) Unit S Effects of Identified Wage Compression Memorandum of Understanding
Office of Labor Relations

Brief Description:
(Teamsters Local 572 (Teamsters) Unit S Effects of Identified Wage Compression Memorandum of Understanding) Recommends adoption of the Unit S Effects of Identified Wage Compression Memorandum of Understanding (Attachment A) with Teamsters Local 572 (Teamsters) for employees within 73 Unit S classifications (Attachment B) and approval of comparable treatment compensation for three (3) District-represented classifications which are confidential counterparts to the Unit S classes identified (detailed in Attachment C).

Action Proposed:
1) Adoption of the Unit S Effects of Identified Wage Compression Memorandum of Understanding (Attachment A) with Teamsters Local 572 (Teamsters) for employees within 73 Unit S classifications (Attachment B); and

2) Approval of comparable treatment compensation for three (3) District-represented classifications which are confidential counterparts to the Unit S classes identified (detailed in Attachment C).

Background:
Pursuant to Government Code Section 3547, Teamsters' initial proposal was presented to the public at a Regular Meeting of the Board of Education (Board). The public had an opportunity to be informed about these proposals and to express themselves to the Board.

Since that time, representatives for the parties have met and negotiated as required by law. On January 27, 2026, the Parties reached tentative agreement on a 2024-27 Memorandum of Understanding for a successor Collective Bargaining Agreement (CBA), which was adopted by the Board of Education on March 10, 2026. The Board-adopted agreement included provisions directing the Parties to meet and confer during the 2026-27 school year to address identified wage compression issues-meaning the narrowing of, or departure from, established wage relationships between identified classifications.

Following meet-and-confer discussions, the Parties reached a tentative agreement on the present Unit S Effects of Identified Wage Compression Memorandum of Understanding (MOU) on July 29, 2026. The MOU provides a supplemental salary increase to restore 73 (out of 264) Unit S classifications to their prior salary alignment with Unit B and Unit C classifications. The MOU also establishes a framework to further review compression and the potential consolidation, collapse, or reclassification of higher salaried Unit S classifications as appropriate to facilitate reasonable salary differentiation between related higher and lower level classifications.

Copies of the MOU are available for public review through the Office of Labor Relations.

Expected Outcomes:

1) Adoption of the Unit S Effects of Identified Wage Compression MOU (Attachment A) with Teamsters for employees within 73 Unit S classifications (Attachment B); and

2) Approval of comparable treatment compensation for three (3) District-represented classifications which are confidential counterparts to the Unit S classes identified (detailed in Attachment C).

Board Options and Consequences:
If the Board adopts this MOU with Teamsters, which is a joint recommendation of the bargaining parties, it will be implemented. The Agreement impacts 73 Teamsters classifications, totaling approximately 2,581 Full-Time Equivalent (FTE) positions.

Additionally, if the Board approves comparable treatment compensation for three (3) District-represented classifications which are confidential counterparts to the Unit S classes identified, pay for these classifications will also be adjusted to maintain existing salary alignment between these classes performing the same work.

If the Board does not adopt the MOU, the Agreement with Teamsters will not be implemented. Moreover, the parties would resume negotiations for an agreement on the effects of identified wage compression.

Policy Implications:
This MOU amends the provisions of the 2024-2027 Collective Bargaining Agreement between the District and Teamsters 572 and therefore becomes policy upon adoption by the Board and ratification by the Teamsters membership. The agreement is pending the AB 1200 Report subject to LACOE's review and approval.

Budget Impact:
The budget impact for this agreement is detailed in the AB 1200 Report subject to LACOE's review and approval.

Equity Impact:

Component	Score	Score Rationale
Recognition	**1**	Compensation changes are applied to identified Teamsters classifications, without consideration of SENI index, student population or historical inequities.
Resource Prioritization	**2**	Increased compensation may incentivize employees to serve as leaders. Students need talented school and District leaders to improve outcomes.
Results	**2**	Higher compensation will help attract and retain talented staff with the experience, education, and desire necessary to address opportunity and/or achievement gaps.
TOTAL	**5**	

Student Impact:
This Agreement will assist the District in attaining its goals for students by providing competitive compensation

to attract and retain the highest quality employees. It also incentivizes employees to attain higher levels of competency and certification to better serve our students.

Issues and Analysis:
The Unit S Effects of Identified Wage Compression MOU provides a supplemental on-schedule wage increase to restore 73 (out of 264) Teamsters Unit S classifications (totaling approximately 2,581 FTE) to their prior salary alignment with Unit B and Unit C classifications as follows:

- Additional 1% effective January 1, 2025; 0.5% effective July 1, 2025; 0.5% effective January 1, 2026; 4.5% effective July 1, 2026; and 4.5% effective January 1, 2027.

The Unit S MOU also establishes a framework to further review compression and the potential consolidation, collapse, or reclassification of higher salaried Unit S classifications as appropriate to facilitate reasonable salary differentiation between related higher and lower level classifications.

Approval of comparable treatment compensation provides the equivalent on-schedule wage increases detailed above for three (3) District-represented classifications which are confidential counterparts to the Unit S classes identified.

Attachments:
Attachment A - LAUSD-Teamsters 572 Unit S Effects of Identified Wage Compression MOU
Attachment B - LAUSD-Teamsters 572 Unit S Identified Compression Classifications List
Attachment C - Compensation For Confidential District Classifications Comparable To Unit S
Attachment D - Unit S Effects of Identified Wage Compression MOU AB 1200 Report

Submitted:
08/20/26

RESPECTFULLY SUBMITTED,

ANDRÉS E. CHAIT
Superintendent of Schools

APPROVED BY:

KRISTEN K. MURPHY
Associate Superintendent
Talent and Labor Relations

REVIEWED BY:

DEVORA NAVERA REED
General Counsel

✓ Approved as to form.

APPROVED & PRESENTED BY:

JASON GEANAKOULOS
Director
Office of Labor Relations

REVIEWED BY:

KURT E. JOHN
Deputy Chief Financial Officer

✓ Approved as to budget impact statement.

MEMORANDUM OF UNDERSTANDING
Teamsters Local 572 (Unit S)
Effects of Identified Wage Compression

This Memorandum of Understanding (MOU) is entered into between the Los Angeles Unified School District ("District") and Teamsters Local 572, Unit S (Teamsters), collectively referred to as "the Parties."

The purpose of this Agreement is to address the wage compression impacts on Teamsters-represented employees identified in **Attachment A** resulting from the SEIU Local 99 agreement executed on April 23, 2026. The Parties hereby agree to the following terms:

I. Salary Adjustments for Unit S Classifications (Attachment A)

The salary adjustments detailed below apply to Teamsters Unit S classifications with salaries principally within the range of SEIU Unit B and Unit C represented classifications, as referenced in **Attachment A**.

A. 2024–2025 Salary Increase

1. **Effective July 1, 2024:** No further increase shall be applied above the 3.0% already previously applied, effective July 1, 2024.
2. **Effective January 1, 2025:** Eligible classifications identified in Attachment A shall receive an additional 1.0% on-schedule wage increase applied to all pay scale groups and levels of the base salary tables. This 1.0% increase is in addition to the 3.0% previously applied, resulting in a total on-schedule increase of 4.0%.

B. 2025–2026 Salary Increases

1. **Effective July 1, 2025**: Eligible classifications identified in Attachment A shall receive an additional 0.5% on-schedule wage increase applied to all pay scale groups and levels of the base salary tables. This 0.5% increase is in addition to the 2.0% previously applied, resulting in a total on-schedule increase of 2.5%.
2. **Effective January 1, 2026**: Eligible classifications identified in Attachment A shall receive an additional 0.5% on-schedule wage increase applied to all pay scale groups and levels of the base salary tables. This 0.5% increase is in addition to the 2.0% previously applied, resulting in a total on-schedule increase of 2.5%.

C. 2026–2027 Salary Increases

1. **Effective July 1, 2026**: Eligible classifications identified in Attachment A shall receive an additional 4.5% on-schedule wage increase applied to all pay scale groups and levels of the base salary tables in effect. This 4.5% increase is in addition to the 1.5% previously applied, resulting in a total on-schedule increase of 6.0%.
2. **Effective January 1, 2027**: Eligible classifications identified in Attachment A shall receive an additional 4.5% on-schedule wage increase applied to all pay scale groups and levels

of the base salary tables in effect. This 4.5% increase is in addition to the 1.5% previously applied, resulting in a total on-schedule increase of 6.0%.

II. Appendix I: Supervising Special Education Assistants Addendum

- **Section 2.4 (Training)**: Effective July 1, 2026, all Supervising Special Education Assistants shall be offered three (3) days of optional Behavior Intervention Implementation (BII) training.

III. Grievance Procedure

Any alleged violations of this Agreement will be addressed in accordance with the grievance machinery outlined in Article V (Grievance Procedure) of the Parties' 2024–2027 Collective Bargaining Agreement.

This Agreement contains the sole, complete, and entire agreement between the District and the Teamsters regarding the mitigation of wage compression effects for the specified classifications. The agreement is subject to ratification by the membership of Unit S and to final approval by the LAUSD Board of Education.

V. Classification Review Sideletter

Date of agreement: July 29, 2026

Los Angeles Unified School District

By: _____

Teamsters, Local 572

By: _____
Lourdes M. Garcia
Secretary-Treasurer

Adopted and approved by the Board of Education on _____, 2026.

By: _____
Scott Schmerelson, President

MEMORANDUM OF UNDERSTANDING
Teamsters Local 572 (Unit S)
Effects of Identified Wage Compression

ATTACHMENT A

Class Code	Class Title
1161	Accountant
2406	Administrative Secretary I
5804	Area Bus Supervisor
5806	Assistant Area Bus Supervisor
5140	Assistant Logistics Supervisor
4574	Assistant Outdoor-Education Center Manager
4061	Assistant Plant Manager I
4048	Assistant Plant Manager II
5208	Braille Equipment Coordinator
2620	Cataloging Supervisor
2511	Chief Clerk
2531	Contract Assistant
2534	Coordinating Contract Assistant
1301	Customer Services Center Supervisor
4600	Disability Support Services Program Assistant
4330	Food Production Supervisor
4291	Food Service Manager I
4292	Food Service Manager II
4293	Food Service Manager III
4296	Food Service Manager IV
4297	Food Service Manager V
4294	Food Service Manager VI
4295	Food Service Manager VII
4312	Food Service Training Specialist * prior to 1/1/2026 only
5201	Head Stock Clerk
1151	Intermediate Accountant
3860	IT Customer Support Supervisor
2596	Meal Compliance Audit Supervisor
2561	*Microfilm Supervisor*
4591	Outdoor Education Center Manager
5307	Outdoor Education Programs Coordinator
5370	Out-of-School Program Coordinator
1338	Payroll Distribution Supervisor
4054	Plant Manager I
4047	Plant Manager II
4037	Plant Manager III
4021	Plant Manager IV
2716	Principal Assignment Technician
2551	Principal Clerk
2251	Principal Personnel Clerk
5288	Principal Stock Clerk
5211	Receiving Inspector
4759	Reprographic Services Coordinator

MEMORANDUM OF UNDERSTANDING
Teamsters Local 572 (Unit S)
Effects of Identified Wage Compression

Class Code	Class Title
2500	School Administrative Assistant
2544	Senior Budget Technician
2615	Senior Early Childhood Education Division Fiscal Technician
4321	Senior Food Service Training Specialist
4174	*Senior Gardener*
4143	Senior Pest Management Technician
5779	Senior Power Equipment Mechanic
4131	Senior Tree Surgeon
4045	Senior Window/Wall Washer
4450	Special Education Resource Coordinator
2356	Student and Family Resources Coordinator
4736	Student Records and Data Supervisor
4369	Summer Food Service Supervisor
1129	Supervising Accountant
1316	Supervising Accounting Technician
2720	Supervising Assignment Technician
2576	Supervising Clerk
2575	*Supervising Clerk (Non-Typing)*
4818	Supervising Data Center Technician
2773	Supervising Insurance Technician
3778	Supervising Maintenance Worker
1303	*Supervising Payroll Technician*
2261	Supervising Personnel Clerk
4852	Supervising Police Dispatcher
4560	Supervising Special Education Assistant
5300	Supervising Stock Clerk (Music)
1584	Supervisor, Plots Plans and Allotments
2952	Test Services Coordinator
5741	Transportation Inspector
4127	Tree Maintenance Supervisor

SIDELETTER BETWEEN
LOS ANGELES UNIFIED SCHOOL DISTRICT
AND
TEAMSTERS, LOCAL 572 (Unit S)

The purpose of this Sideletter is to memorialize the agreement between the Los Angeles Unified School District ("District") and Teamsters Local 572 ("Unit S"), to establish a framework to review potential compression, consolidate, collapse, or reclassify designated job classifications as appropriate. The parties agree to the following:

Mutual Identification: Both parties must agree on which specific job classifications are targeted for restructuring.

Personnel Commission Referral: After initial discussions, classifications may be formally referred to the Personnel Commission for official evaluation and review.

This provision shall remain in effect through June 30, 2027, with the option to be renewed by mutual agreement.

For Teamsters: 7/29/26

For LAUSD: 7/29/26

Class Code	Class Title	Filled (FTE)	Vacant (FTE)
1161	Accountant	6	2
2406	Administrative Secretary I	14	0
5804	Area Bus Supervisor	32	1
5806	Assistant Area Bus Supervisor	11	1
5140	Assistant Logistics Supervisor	4	0
4574	Assistant Outdoor-Education Center Manager	1	4
4061	Assistant Plant Manager I	110	7
4048	Assistant Plant Manager II	12	0
5208	Braille Equipment Coordinator	1	0
2620	Cataloging Supervisor	0	0
2511	Chief Clerk	2	0
2531	Contract Assistant	3	0
2534	Coordinating Contract Assistant	3	2
1301	Customer Services Center Supervisor	0	0
4600	Disability Support Services Program Assistant	0	0
4330	Food Production Supervisor	1	3
4291	Food Service Manager I	396	15
4292	Food Service Manager II	94	3
4293	Food Service Manager III	11	0
4296	Food Service Manager IV	35	4
4297	Food Service Manager V	90	6
4294	Food Service Manager VI	24	3
4295	Food Service Manager VII	4	0
4312	Food Service Training Specialist * prior to 1/1/2026 only	10	0
5201	Head Stock Clerk	18	3
1151	Intermediate Accountant	7	4
3860	IT Customer Support Supervisor	2	0
2596	Meal Compliance Audit Supervisor	0	0
2561	*Microfilm Supervisor*	0	*0*
4591	Outdoor Education Center Manager	2.92	0.25
5307	Outdoor Education Programs Coordinator	1	1
5370	Out-of-School Program Coordinator	13	4
1338	Payroll Distribution Supervisor	0	0
4054	Plant Manager I	452	5
4047	Plant Manager II	110	4
4037	Plant Manager III	104	1
4021	Plant Manager IV	12	0
2716	Principal Assignment Technician	3	0
2551	Principal Clerk	19	0.25
2251	Principal Personnel Clerk	2	0

Class Code	Class Title	Filled (FTE)	Vacant (FTE)	
5288	Principal Stock Clerk	3	0	
5211	Receiving Inspector	3	0	
4759	Reprographic Services Coordinator	0	0	
2500	School Administrative Assistant	742	8	
2544	Senior Budget Technician	0	0	
2615	Senior Early Childhood Education Division Fiscal Technician	6.18	0	
4321	Senior Food Service Training Specialist	1	1	
4174	*Senior Gardener*	0	*0*	
4143	Senior Pest Management Technician	3	0	
5779	Senior Power Equipment Mechanic	0	0	
4131	Senior Tree Surgeon	4	1	
4045	Senior Window/Wall Washer	5	1	
4450	Special Education Resource Coordinator	2	0	
2356	Student and Family Resources Coordinator	16	0	
4736	Student Records and Data Supervisor	2	0	
4369	Summer Food Service Supervisor	101	0	
1129	Supervising Accountant	0	0	
1316	Supervising Accounting Technician	3	0	
2720	Supervising Assignment Technician	8	1	
2576	Supervising Clerk	6	2	
2575	*Supervising Clerk (Non-Typing)*	0	*0*	
4818	Supervising Data Center Technician	1	1	
2773	Supervising Insurance Technician	3	0	
3778	Supervising Maintenance Worker	0	0	
1303	*Supervising Payroll Technician*	0	*0*	
2261	Supervising Personnel Clerk	5	0	
4852	Supervising Police Dispatcher	2	0	
4560	Supervising Special Education Assistant	48.72	0	
5300	Supervising Stock Clerk (Music)	1	0	
1584	Supervisor, Plots Plans and Allotments	2	0	
2952	Test Services Coordinator	2	0	
5741	Transportation Inspector	0	0	
4127	Tree Maintenance Supervisor	1	0	
	TOTAL FTE	**2580.82**	**88.5**	**2669.32**

COMPENSATION FOR CONFIDENTIAL DISTRICT CLASSIFICATIONS COMPARABLE TO TEAMSTERS 572 UNIT S

On July 29, 2026, the District reached a tentative agreement with the Teamsters Local 572 (Unit S), which included identified wage compression salary increases. As a result of the Teamsters Tentative Agreement, it is requested that the Board of Education approve comparable treatment compensation for Confidential, District employees in similar classifications to those employees represented by bargaining Unit S.

COMPENSATION:

i. **2024-2025 Salary Increase:**

- **Effective July 1, 2024:** No further increase shall be applied above the 3.0% already previously applied, effective July 1, 2024.
- **Effective January 1, 2025**: Eligible classifications identified below shall receive an additional 1.0% on-schedule wage increase applied to all pay scale groups. This 1.0% increase is in addition to the 3.0% previously applied, resulting in a total on-schedule increase of 4.0%.

ii. **2025-2026 Salary Increase:**

- **Effective July 1, 2025:** Eligible classifications identified below shall receive an additional 0.5% on-schedule wage increase applied to all pay scale groups and levels of the base salary tables. This 0.5% increase is in addition to the 2.0% previously applied, resulting in a total on-schedule increase of 2.5%.
- **Effective January 1, 2026**: Eligible classifications identified below shall receive an additional 0.5% on-schedule wage increase applied to all pay scale groups and levels of the base salary tables. This 0.5% increase is in addition to the 2.0% previously applied, resulting in a total on-schedule increase of 2.5%.

iii. **2026-2027 Salary Increase:**

- **Effective July 1, 2026**: Eligible classifications identified below shall receive an additional 4.5% on-schedule wage increase applied to all pay scale groups and levels of the base salary tables. This 4.5% increase is in addition to the 1.5% previously applied, resulting in a total on-schedule increase of 6.0%.
- **Effective January 1, 2027:** Eligible classifications identified below shall receive an additional 4.5% on-schedule wage increase applied to all pay scale groups and levels of the base salary tables. This 4.5% increase is in addition to the 1.5% previously applied, resulting in a total on-schedule increase of 6.0%.

Approved: _____ 8/20/26

Andrés E. Chait, Superintendent Date

ATTACHMENT C

Confidential District Classifications to Unit S

Class Code	Unit	Class Title
2404	ZZ	Administrative Secretary I (CPOS)
2577	ZZ	Supervising Clerk (CPOS)
2262	ZZ	Supervising Personnel Clerk (CPOS)

Los Angeles County Office of Education
Business Advisory Services

PUBLIC DISCLOSURE OF PROPOSED COLLECTIVE BARGAINING AGREEMENT
in accordance with AB 1200 (Chapter 1213/Statutes 1991), AB 2756 (Chapter 52/Statutes 2004), GC 3547.5

Name of School District:	Los Angeles Unified School District
Name of Bargaining Unit:	Teamsters-Unit S and District Rep Teamsters counterpart
Certificated, Classified, Other:	Classified

The proposed agreement covers the period beginning: July 1, 2024 (date) and ending: June 30, 2027 (date)

The Governing Board will act upon this agreement on: September 15, 2026 (date)

Note: This form, along with a copy of the proposed agreement, must be submitted to the County Office at least ten (10) working days prior to the date the Governing Board will take action.

A. Proposed Change in Compensation

	Bargaining Unit Compensation All Funds - Combined		Fiscal Impact of Proposed Agreement (Complete Years 2 and 3 for multiyear and overlapping agreements only)		
		Annual Cost Prior to Proposed Settlement	Year 1 Increase/(Decrease) 2026-27	Year 2 Increase/(Decrease) 2027-28	Year 3 Increase/(Decrease) 2028-29
1.	**Salary Schedule** Including Step and Column	$ 200,262,354	$ 22,211,722	$ 620,407	$ -
			11.09%	0.28%	0.00%
2.	**Other Compensation** Stipends, Bonuses, Longevity, Overtime, Differential, Callback or Standby Pay, etc.				
	Description of Other Compensation				
3.	**Statutory Benefits -** STRS, PERS, FICA, WC, UI, Medicare, etc.	$ 71,880,134	$ 7,971,787	$ 318,559	$ (200,923)
			11.09%	0.40%	-0.25%
4.	**Health/Welfare Plans**	$ 69,824,620			
			0.00%	0.00%	0.00%
5.	**Total Bargaining Unit Compensation** Add Items 1 through 4 to equal 5	$ 341,967,107	$ 30,183,509	$ 938,966	$ (200,923)
			8.83%	0.25%	-0.05%
6.	**Total Number of Bargaining Unit Employees** (Use FTEs if appropriate)	2,679.32			
7.	**Total Compensation Average Cost per Bargaining Unit Employee**	$ 127,632	$ 11,265	$ 350	$ (75)
			8.83%	0.25%	-0.05%

8. What was the negotiated percentage change? For example, if the change in "Year 1" was for less than a year, what is the annualized percentage of that change for "Year 1"?

Please see attached Memorandum of Understanding (MOU) between the Los Angeles Unified School District (LAUSD) and Teamsters Unit S and District Rep Teamsters Counterpart.

9. Were any additional steps, columns, or ranges added to the salary schedules? (If yes, please explain.)

Not applicable

10. Please include comments and explanations as necessary. (If more room is necessary, please attach an additional sheet.)

Not applicable

11. Does this bargaining unit have a negotiated cap for Health and Welfare benefits? Yes [x] No [ ]
If yes, please describe the cap amount.

The Los Angeles Unified School District Health and Welfare Memorandum of Understanding provides for a per participant contribution rate per active employee, pre-medicare, and medicare retired employee.

B. Proposed negotiated changes in noncompensation items (i.e., class size adjustments, staff development days, teacher prep time, classified staffing ratios, etc.)

Not applicable

C. What are the specific impacts (positive or negative) on instructional and support programs to accommodate the settlement? Include the impact of changes such as staff reductions or increases, program reductions or increases, elimination or expansion of other services or programs (i.e., counselors, librarians, custodial staff, etc.)

The fiscal impact to all funds is $30.18M in FY 2026-27, $31.12M in FY 2027-28 and $30.92M in FY2028-29. Adjustments in each fund are necessary to accommodate additional costs.

D. What contingency language is included in the proposed agreement (e.g., reopeners, etc.)?

Please refer to the attached agreements.

E. Identify other major provisions that do not directly affect the district's costs, such as binding arbitrations, grievance procedures, etc.

Not applicable

F. Source of Funding for Proposed Agreement:

1. Current Year

General Fund (Unrestricted and Restricted), Adult, Child, Cafeteria, Bond, Capital Facilities, and Health & Welfare Funds. For the Unrestricted General Fund, the funds were set aside in committed balances in FY2026-27 for expected pending salary agreements. These funds will be used to the cost of this agreement with Teamsters-Unit S.

2. If this is a single year agreement, how will the ongoing cost of the proposed agreement be funded in subsequent years?

This is a multi-year agreement with ongoing budget impact.

3. If this is a multiyear agreement, what is the source of funding, including assumptions used, to fund these obligations in subsequent years? (Remember to include compounding effects in meeting obligations.)

The agreement with Teamsters Unit S is a multi-year agreement. The cost of the agreement will be borne by the General Fund (Unrestricted and Restricted), Adult, Child, Cafeteria, Bonds, Capital Facilities, and Health & Welfare funds.

G. IMPACT OF PROPOSED AGREEMENT ON CURRENT YEAR OPERATING BUDGET

Unrestricted General Fund

Bargaining Unit: Teamsters-Unit S

	Object Code	Column 1 Latest Board-Approved Budget Before Settlement (As of June 23, 2026)	Column 2 Adjustments as a Result of Settlement (compensation)	Column 3 Other Revisions (agreement support and/or other unit agreement) Explain on Page 4i	Column 4 Total Revised Budget (Columns 1+2+3)
REVENUES					
LCFF Revenue	8010-8099	$ 6,558,825,905		$ -	$ 6,558,825,905
Federal Revenue	8100-8299	$ 1,769,989		$ -	$ 1,769,989
Other State Revenue	8300-8599	$ 137,456,597		$ 441,000,000	$ 578,456,597
Other Local Revenue	8600-8799	$ 230,131,575		$ -	$ 230,131,575
TOTAL REVENUES		$ 6,928,184,066		$ 441,000,000	$ 7,369,184,066
EXPENDITURES					
Certificated Salaries	1000-1999	$ 3,202,514,374			$ 3,202,514,374
Classified Salaries	2000-2999	$ 1,097,971,265	$ 14,859,124	$ (3,500,000)	$ 1,109,330,389
Employee Benefits	3000-3999	$ 2,034,618,691	$ 5,332,940	$ (117,000,000)	$ 1,922,951,631
Books and Supplies	4000-4999	$ 289,358,420		$ (89,106)	$ 289,269,314
Services and Other Operating Expenditures	5000-5999	$ 580,460,583		$ (50,000,000)	$ 530,460,583
Capital Outlay	6000-6999	$ 50,416,748		$ -	$ 50,416,748
Other Outgo (excluding Indirect Costs)	7100-7299 7400-7499	$ 7,553,474		$ -	$ 7,553,474
Transfers of Indirect Costs	7300-7399	$ (284,178,832)		$ -	$ (284,178,832)
TOTAL EXPENDITURES		$ 6,978,714,723	$ 20,192,064	$ (170,589,106)	$ 6,828,317,681
OTHER FINANCING SOURCES/USES					
Transfers In and Other Sources	8900-8979	$ 123,569,119	$ -	$ -	$ 123,569,119
Transfers Out and Other Uses	7600-7699	$ 69,117,005	$ -	$ -	$ 69,117,005
Contributions	8980-8999	$ (1,755,247,938)	$ (1,049,789)	$ 187,000,000	$ (1,569,297,727)
OPERATING SURPLUS (DEFICIT)*		$ (1,751,326,481)	$ (21,241,853)	$ 798,589,106	$ (973,979,228)
BEGINNING FUND BALANCE	9791	$ 2,507,197,945			$ 2,507,197,945
Audit Adjustments/Other Restatements	9793/9795				$ -
ENDING FUND BALANCE		$ 755,871,464	$ (21,241,853)	$ 798,589,106	$ 1,533,218,718
COMPONENTS OF ENDING FUND BALANCE:					
Nonspendable	9711-9719	$ 50,604,828	$ -	$ -	$ 50,604,828
Restricted	9740				
Committed	9750-9760	$ 109,492,478	$ (21,152,747)	$ -	$ 88,339,731
Assigned	9780	$ 227,809,994	$ -	$ -	$ 227,809,994
Reserve for Economic Uncertainties	9789	$ 114,300,000	$ -	$ -	$ 114,300,000
Unassigned/Unappropriated Amount	9790	$ 253,664,164	$ (89,106)	$ 798,589,106	$ 1,052,164,164

*Net Increase (Decrease) in Fund Balance

NOTE: 9790 amounts in Columns 1 and 4 must be positive

Public Disclosure of Proposed Collective Bargaining Agreement

Los Angeles Unified School District
Teamsters-Unit S

Explanations for Column 3 "Other Revisions" entered on Pages 4a through 4h:

Page 4a: Unrestricted General Fund	Amount	Explanation
Revenues	$ 441,000,000	Increase in state revenues outlined in the Fiscal Stabilization Plan
Expenditures	$ (170,589,106)	For Self-Balancing accounts in the Unrestricted General Fund,
Other Financing Sources/Uses	$ 187,000,000	adjustments are needed to accommodate additonal costs.

Page 4b: Restricted General Fund	Amount	Explanation
Revenues	$ 187,000,000	Increase in state revenues outlined in the Fiscal Stabilization Plan
Expenditures	$ (200,466)	For the Restricted General Fund, adjustments are needed to
Other Financing Sources/Uses	$ (187,000,000)	accommodate additonal costs.

Page 4d: Fund 11 - Adult Education Fund	Amount	Explanation
Revenues	$ -	
Expenditures	$ (356,142)	For the Adult Fund, adjustments within the fund are needed to
Other Financing Sources/Uses	$ -	accommodate additonal costs.

Page 4e: Fund 12 - Child Development Fund	Amount	Explanation
Revenues	$ -	
Expenditures	$ (77,336)	For the Child Fund, adjustments within the fund are needed to
Other Financing Sources/Uses	$ -	accommodate additonal costs.

Page 4f: Fund 13/61 - Cafeteria Fund	Amount	Explanation
Revenues	$ -	
Expenditures	$ (7,398,362)	For the Cafeteria Fund, adjustments within the fund are needed to
Other Financing Sources/Uses	$ -	accommodate additonal costs.

Page 4g: Other	Amount	Explanation
Revenues	$ -	
Expenditures	$ (373,897)	For the Measure Q Fund, adjustments within the fund are needed to
Other Financing Sources/Uses	$ -	accommodate additonal costs.

Page 4h: Other	Amount	Explanation
Revenues	$ -	
Expenditures	$ (4,442)	For the Capital Facilities Fund, adjustments within the fund are needed tc
Other Financing Sources/Uses	$ -	accommodate additonal costs.

Additional Comments:

G. IMPACT OF PROPOSED AGREEMENT ON CURRENT YEAR OPERATING BUDGET

Restricted General Fund

Bargaining Unit: Teamsters-Unit S

	Object Code	Column 1 Latest Board-Approved Budget Before Settlement (As of June 23, 2026)	Column 2 Adjustments as a Result of Settlement (compensation)	Column 3 Other Revisions (agreement support and/or other unit agreement) Explain on Page 4i	Column 4 Total Revised Budget (Columns 1+2+3)
REVENUES					
LCFF Revenue	8010-8099	$ 33,605,946		$ -	$ 33,605,946
Federal Revenue	8100-8299	$ 719,000,384		$ -	$ 719,000,384
Other State Revenue	8300-8599	$ 1,617,494,175		$ 187,000,000	$ 1,804,494,175
Other Local Revenue	8600-8799	$ 49,445,006		$ -	$ 49,445,006
TOTAL REVENUES		$ 2,419,545,511		$ 187,000,000	$ 2,606,545,511
EXPENDITURES					
Certificated Salaries	1000-1999	$ 1,095,322,458	$ -	$ -	$ 1,095,322,458
Classified Salaries	2000-2999	$ 661,143,775	$ 1,279,852	$ -	$ 662,423,627
Employee Benefits	3000-3999	$ 1,353,650,869	$ 459,339	$ -	$ 1,354,110,208
Books and Supplies	4000-4999	$ 468,155,071		$ (200,466)	$ 467,954,605
Services and Other Operating Expenditures	5000-5999	$ 554,398,867		$ -	$ 554,398,867
Capital Outlay	6000-6999	$ 4,494,706		$ -	$ 4,494,706
Other Outgo (excluding Indirect Costs)	7100-7299 7400-7499			$ -	$ -
Transfers of Indirect Costs	7300-7399	$ 229,479,152		$ -	$ 229,479,152
TOTAL EXPENDITURES		$ 4,366,644,898	$ 1,739,191	$ (200,466)	$ 4,368,183,623
OTHER FINANCING SOURCES/USES					
Transfers In and Other Sources	8900-8979		$ -	$ -	$ -
Transfers Out and Other Uses	7600-7699	$ -	$ -	$ -	$ -
Contributions	8980-8999	$ 1,755,247,938	$ 1,049,789	$ (187,000,000)	$ 1,569,297,727
OPERATING SURPLUS (DEFICIT)*		$ (191,851,449)	$ (689,401)	$ 200,466	$ (192,340,385)
BEGINNING FUND BALANCE	9791	$ 476,934,844			$ 476,934,844
Audit Adjustments/Other Restatements	9793/9795	$ -			$ -
ENDING FUND BALANCE		$ 285,083,395	$ (689,401)	$ 200,466	$ 284,594,459
COMPONENTS OF ENDING FUND BALANCE:					
Nonspendable	9711-9719	$ 18,535	$ -	$ -	$ 18,535
Restricted	9740	$ 285,064,860	$ (488,936)	$ -	$ 284,575,924
Committed	9750-9760				
Assigned Amounts	9780				
Reserve for Economic Uncertainties	9789		$ -	$ -	$ -
Unassigned/Unappropriated Amount	9790	$ (0)	$ (200,466)	$ 200,466	$ (0)

*Net Increase (Decrease) in Fund Balance

NOTE: 9790 amounts in Columns 1 and 4 must be positive

G. IMPACT OF PROPOSED AGREEMENT ON CURRENT YEAR OPERATING BUDGET

Combined General Fund

Bargaining Unit: Teamsters-Unit S

	Object Code	Column 1 Latest Board-Approved Budget Before Settlement (As of June 23, 2026)	Column 2 Adjustments as a Result of Settlement (compensation)	Column 3 Other Revisions (agreement support and/or other unit agreement) Explain on Page 4i	Column 4 Total Revised Budget (Columns 1+2+3)
REVENUES					
LCFF Revenue	8010-8099	$ 6,592,431,851		$ -	$ 6,592,431,851
Federal Revenue	8100-8299	$ 720,770,373		$ -	$ 720,770,373
Other State Revenue	8300-8599	$ 1,754,950,772		$ 628,000,000	$ 2,382,950,772
Other Local Revenue	8600-8799	$ 279,576,581		$ -	$ 279,576,581
TOTAL REVENUES		$ 9,347,729,577		$ 628,000,000	$ 9,975,729,577
EXPENDITURES					
Certificated Salaries	1000-1999	$ 4,297,836,832	$ -	$ -	$ 4,297,836,832
Classified Salaries	2000-2999	$ 1,759,115,040	$ 16,138,976	$ (3,500,000)	$ 1,771,754,016
Employee Benefits	3000-3999	$ 3,388,269,560	$ 5,792,279	$ (117,000,000)	$ 3,277,061,839
Books and Supplies	4000-4999	$ 757,513,491		$ (289,572)	$ 757,223,919
Services and Other Operating Expenditures	5000-5999	$ 1,134,859,450		$ (50,000,000)	$ 1,084,859,450
Capital Outlay	6000-6999	$ 54,911,454		$ -	$ 54,911,454
Other Outgo (excluding Indirect Costs)	7100-7299 7400-7499	$ 7,553,474		$ -	$ 7,553,474
Transfers of Indirect Costs	7300-7399	$ (54,699,680)		$ -	$ (54,699,680)
TOTAL EXPENDITURES		$ 11,345,359,621	$ 21,931,255	$ (170,789,572)	$ 11,196,501,303
OTHER FINANCING SOURCES/USES					
Transfer In and Other Sources	8900-8979	$ 123,569,119	$ -	$ -	$ 123,569,119
Transfers Out and Other Uses	7600-7699	$ 69,117,005	$ -	$ -	$ 69,117,005
Contributions	8980-8999	$ -	$ -	$ -	$ -
OPERATING SURPLUS (DEFICIT)*		$ (1,943,177,930)	$ (21,931,255)	$ 798,789,572	$ (1,166,319,612)
BEGINNING FUND BALANCE	9791	$ 2,984,132,789			$ 2,984,132,789
Audit Adjustments/Other Restatements	9793/9795	$ -			$ -
ENDING FUND BALANCE		$ 1,040,954,859	$ (21,931,255)	$ 798,789,572	$ 1,817,813,177
COMPONENTS OF ENDING FUND					
Nonspendable	9711-9719	$ 50,623,363	$ -	$ -	$ 50,623,363
Restricted	9740	$ 285,064,860	$ (488,936)	$ -	$ 284,575,924
Committed	9750-9760	$ 109,492,478	$ (21,152,747)	$ -	$ 88,339,731
Assigned	9780	$ 227,809,994	$ -	$ -	$ 227,809,994
Reserve for Economic Uncertainties	9789	$ 114,300,000	$ -	$ -	$ 114,300,000
Unassigned/Unappropriated Amount	9790	$ 253,664,164	$ (289,572)	$ 798,789,572	$ 1,052,164,164

*Net Increase (Decrease) in Fund Balance

NOTE: 9790 amounts in Columns 1 and 4 must be positive

G. IMPACT OF PROPOSED AGREEMENT ON CURRENT YEAR OPERATING BUDGET

Fund 11 - Adult Education Fund

Bargaining Unit: Teamsters-Unit S

	Object Code	Column 1 Latest Board-Approved Budget Before Settlement (As of June 23, 2026)	Column 2 Adjustments as a Result of Settlement (compensation)	Column 3 Other Revisions (agreement support and/or other unit agreement) Explain on Page 4i	Column 4 Total Revised Budget (Columns 1+2+3)
REVENUES					
Federal Revenue	8100-8299	$ 16,299,068		$ -	$ 16,299,068
Other State Revenue	8300-8599	$ 154,091,256		$ -	$ 154,091,256
Other Local Revenue	8600-8799	$ 3,374,475		$ -	$ 3,374,475
TOTAL REVENUES		$ 173,764,799		$ -	$ 173,764,799
EXPENDITURES					
Certificated Salaries	1000-1999	$ 75,146,194	$ -	$ -	$ 75,146,194
Classified Salaries	2000-2999	$ 20,803,657	$ 262,081	$ -	$ 21,065,738
Employee Benefits	3000-3999	$ 51,546,823	$ 94,061	$ -	$ 51,640,884
Books and Supplies	4000-4999	$ 34,508,054		$ (356,142)	$ 34,151,912
Services and Other Operating Expenditures	5000-5999	$ 15,585,514		$ -	$ 15,585,514
Capital Outlay	6000-6999	$ 885,000		$ -	$ 885,000
Other Outgo (excluding Indirect Costs)	7100-7299 7400-7499	$ 7,131,619		$ -	$ 7,131,619
Transfers of Indirect Costs	7300-7399	$ -		$ -	$ -
TOTAL EXPENDITURES		$ 205,606,861	$ 356,142	$ (356,142)	$ 205,606,861
OTHER FINANCING SOURCES/USES					
Transfers In and Other Sources	8900-8979	$ -	$ -	$ -	$ -
Transfers Out and Other Uses	7600-7699	$ -	$ -	$ -	$ -
OPERATING SURPLUS (DEFICIT)*		$ (31,842,062)	$ (356,142)	$ 356,142	$ (31,842,062)
BEGINNING FUND BALANCE	9791	$ 31,857,062			$ 31,857,062
Audit Adjustments/Other Restatements	9793/9795	$ -			$ -
ENDING FUND BALANCE		$ 15,000	$ (356,142)	$ 356,142	$ 15,000
COMPONENTS OF ENDING FUND BALANCE:					
Nonspendable	9711-9719	$ 15,000	$ -	$ -	$ 15,000
Restricted	9740	$ -	$ -	$ -	$ -
Committed	9750-9760	$ -	$ -	$ -	$ -
Assigned	9780	$ -	$ -	$ -	$ -
Reserve for Economic Uncertainties	9789	$ -	$ -	$ -	$ -
Unassigned/Unappropriated Amount	9790	$ 0	$ (356,142)	$ 356,142	$ 0

*Net Increase (Decrease) in Fund Balance

NOTE: 9790 amounts in Columns 1 and 4 must be positive

G. IMPACT OF PROPOSED AGREEMENT ON CURRENT YEAR OPERATING BUDGET

Fund 12 - Child Development Fund

Bargaining Unit: Teamsters-Unit S

	Object Code	Column 1 Latest Board-Approved Budget Before Settlement (As of June 23, 2026)	Column 2 Adjustments as a Result of Settlement (compensation)	Column 3 Other Revisions (agreement support and/or other unit agreement) Explain on Page 4i	Column 4 Total Revised Budget (Columns 1+2+3)
REVENUES					
Federal Revenue	8100-8299	$ 8,188,813		$ -	$ 8,188,813
Other State Revenue	8300-8599	$ 225,976,288		$ -	$ 225,976,288
Other Local Revenue	8600-8799	$ 175,121		$ -	$ 175,121
TOTAL REVENUES		$ 234,340,222		$ -	$ 234,340,222
EXPENDITURES					
Certificated Salaries	1000-1999	$ 65,562,193	$ -	$ -	$ 65,562,193
Classified Salaries	2000-2999	$ 77,408,924	$ 56,911	$ -	$ 77,465,835
Employee Benefits	3000-3999	$ 91,630,572	$ 20,425	$ -	$ 91,650,997
Books and Supplies	4000-4999	$ 71,540,895		$ (77,336)	$ 71,463,559
Services and Other Operating Expenditures	5000-5999	$ 4,724,392		$ -	$ 4,724,392
Capital Outlay	6000-6999	$ -		$ -	$ -
Other Outgo (excluding Indirect Costs)	7100-7299 7400-7499			$ -	$ -
Transfers of Indirect Costs	7300-7399	$ 23,456,764		$ -	$ 23,456,764
TOTAL EXPENDITURES		$ 334,323,740	$ 77,336	$ (77,336)	$ 334,323,740
OTHER FINANCING SOURCES/USES					
Transfers In and Other Sources	8900-8979	$ -	$ -	$ -	$ -
Transfers Out and Other Uses	7600-7699	$ -	$ -	$ -	$ -
OPERATING SURPLUS (DEFICIT)*		$ (99,983,518)	$ (77,336)	$ 77,336	$ (99,983,518)
BEGINNING FUND BALANCE	9791	$ 100,024,006			$ 100,024,006
Audit Adjustments/Other Restatements	9793/9795	$ -			$ -
ENDING FUND BALANCE		$ 40,488	$ (77,336)	$ 77,336	$ 40,488
COMPONENTS OF ENDING FUND BALANCE:					
Nonspendable	9711-9719	$ -	$ -	$ -	$ -
Restricted	9740	$ -	$ -	$ -	$ -
Committed	9750-9760	$ -	$ -	$ -	$ -
Assigned	9780	$ 40,488	$ -	$ -	$ 40,488
Reserve for Economic Uncertainties	9789	$ -	$ -	$ -	$ -
Unassigned/Unappropriated Amount	9790	$ (0)	$ (77,336)	$ 77,336	$ (0)

*Net Increase (Decrease) in Fund Balance

NOTE: 9790 amounts in Columns 1 and 4 must be positive

G. IMPACT OF PROPOSED AGREEMENT ON CURRENT YEAR OPERATING BUDGET

Fund 13/61 - Cafeteria Fund

Bargaining Unit: Teamsters-Unit S

	Object Code	Column 1 Latest Board-Approved Budget Before Settlement (As of June 23, 2026)	Column 2 Adjustments as a Result of Settlement (compensation)	Column 3 Other Revisions (agreement support and/or other unit agreement) Explain on Page 4i	Column 4 Total Revised Budget (Columns 1+2+3)
REVENUES					
LCFF Revenue	8010-8099	$ -		$ -	$ -
Federal Revenue	8100-8299	$ 386,219,711		$ -	$ 386,219,711
Other State Revenue	8300-8599	$ 108,035,451		$ -	$ 108,035,451
Other Local Revenue	8600-8799	$ 9,287,029		$ -	$ 9,287,029
TOTAL REVENUES		$ 503,542,191		$ -	$ 503,542,191
EXPENDITURES					
Certificated Salaries	1000-1999	$ -	$ -	$ -	$ -
Classified Salaries	2000-2999	$ 197,581,345	$ 5,444,376	$ -	$ 203,025,721
Employee Benefits	3000-3999	$ 169,994,241	$ 1,953,987	$ -	$ 171,948,228
Books and Supplies	4000-4999	$ 186,893,867		$ (7,398,362)	$ 179,495,505
Services and Other Operating Expenditures	5000-5999	$ 2,906,342		$ -	$ 2,906,342
Capital Outlay	6000-6999	$ 2,569,030		$ -	$ 2,569,030
Other Outgo (excluding Indirect Costs)	7100-7299 7400-7499	$ -		$ -	$ -
Transfers of Indirect Costs	7300-7399	$ 24,111,297		$ -	$ 24,111,297
TOTAL EXPENDITURES		$ 584,056,122	$ 7,398,362	$ (7,398,362)	$ 584,056,122
OTHER FINANCING SOURCES/USES					
Transfers In and Other Sources	8900-8979	$ -	$ -	$ -	$ -
Transfers Out and Other Uses	7600-7699	$ -	$ -	$ -	$ -
OPERATING SURPLUS (DEFICIT)*		$ (80,513,931)	$ (7,398,362)	$ 7,398,362	$ (80,513,931)
BEGINNING FUND BALANCE	9791	$ 246,310,095			$ 246,310,095
Audit Adjustments/Other Restatements	9793/9795	$ -			$ -
ENDING FUND BALANCE		$ 165,796,164	$ (7,398,362)	$ 7,398,362	$ 165,796,164
COMPONENTS OF ENDING FUND BALANCE:					
Nonspendable	9711-9719	$ 12,110,285	$ -	$ -	$ 12,110,285
Restricted	9740	$ 153,685,879	$ -	$ -	$ 153,685,879
Committed	9750-9760	$ -	$ -	$ -	$ -
Assigned	9780	$ -	$ -	$ -	$ -
Reserve for Economic Uncertainties	9789	$ -	$ -	$ -	$ -
Unassigned/Unappropriated Amount	9790	$ (0)	$ (7,398,362)	$ 7,398,362	$ (0)

*Net Increase (Decrease) in Fund Balance

NOTE: 9790 amounts in Columns 1 and 4 must be positive

G. IMPACT OF PROPOSED AGREEMENT ON CURRENT YEAR OPERATING BUDGET

Enter Fund: **Building Fund Measure Q-215**
Bargaining Unit: Teamsters-Unit S

	Object Code	Column 1 Latest Board-Approved Budget Before Settlement (As of June 23, 2026)	Column 2 Adjustments as a Result of Settlement (compensation)	Column 3 Other Revisions (agreement support and/or other unit agreement) Explain on Page 4i	Column 4 Total Revised Budget (Columns 1+2+3)
REVENUES					
Federal Revenue	8100-8299	$ -		$ -	$ -
Other State Revenue	8300-8599	$ -		$ -	$ -
Other Local Revenues	8600-8799	$ 5,283,966		$ -	$ 5,283,966
TOTAL REVENUES		$ 5,283,966		$ -	$ 5,283,966
EXPENDITURES					
Certificated Salaries	1000-1999	$ -	$ -	$ -	$ -
Classified Salaries	2000-2999	$ 160,624,068	$ 275,147	$ -	$ 160,899,215
Employee Benefits	3000-3999	$ 85,569,854	$ 98,750	$ -	$ 85,668,604
Books and Supplies	4000-4999	$ -		$ -	$ -
Services and Other Operating Expenditures	5000-5999	$ -		$ -	$ -
Capital Outlay	6000-6999	$ 702,072,845		$ (373,897)	$ 701,698,948
Other Outgo (excluding Indirect Costs)	7100-7299 7400-7499	$ -		$ -	$ -
Transfers of Indirect Costs	7300-7399	$ -		$ -	$ -
TOTAL EXPENDITURES		$ 948,266,767	$ 373,897	$ (373,897)	$ 948,266,767
OTHER FINANCING SOURCES/USES					
Transfers In and Other Sources	8900-8979	$ 1,200,000,000	$ -	$ -	$ 1,200,000,000
Transfers Out and Other Uses	7600-7699	$ -	$ -	$ -	$ -
OPERATING SURPLUS (DEFICIT)*		$ 257,017,199	$ (373,897)	$ 373,897	$ 257,017,199
BEGINNING FUND BALANCE	9791	$ 193,199,596			$ 193,199,596
Audit Adjustments/Other Restatements	9793/9795	$ -			$ -
ENDING FUND BALANCE		$ 450,216,795	$ (373,897)	$ 373,897	$ 450,216,795
COMPONENTS OF ENDING FUND BALANCE:					
Nonspendable	9711-9719	$ -	$ -	$ -	$ -
Restricted	9740	$ 450,216,795	$ -	$ -	$ 450,216,795
Committed	9750-9760	$ -	$ -	$ -	$ -
Assigned	9780	$ -	$ -	$ -	$ -
Reserve for Economic Uncertainties	9789	$ -	$ -	$ -	$ -
Unassigned/Unappropriated Amount	9790	$ -	$ (373,897)	$ 373,897	$ (0)

*Net Increase (Decrease) in Fund Balance

NOTE: 9790 amounts in Columns 1 and 4 must be positive

G. IMPACT OF PROPOSED AGREEMENT ON CURRENT YEAR OPERATING BUDGET

Enter Fund: **Capital Facilities Fund-250**
Bargaining Unit: Teamsters-Unit S

	Object Code	Column 1 Latest Board-Approved Budget Before Settlement (As of June 23, 2026)	Column 2 Adjustments as a Result of Settlement (compensation)	Column 3 Other Revisions (agreement support and/or other unit agreement) Explain on Page 4i	Column 4 Total Revised Budget (Columns 1+2+3)
REVENUES					
Federal Revenue	8100-8299	$ -		$ -	$ -
Other State Revenue	8300-8599	$ -		$ -	$ -
Other Local Revenue	8600-8799	$ 92,921,000		$ -	$ 92,921,000
TOTAL REVENUES		$ 92,921,000		$ -	$ 92,921,000
EXPENDITURES					
Certificated Salaries	1000-1999		$ -	$ -	$ -
Classified Salaries	2000-2999	$ 739,058	$ 3,269	$ -	$ 742,327
Employee Benefits	3000-3999	$ 343,927	$ 1,173	$ -	$ 345,100
Books and Supplies	4000-4999	$ 79,925		$ (4,442)	$ 75,483
Services and Other Operating Expenditures	5000-5999	$ 31,509,336		$ -	$ 31,509,336
Capital Outlay	6000-6999	$ 82,873,904		$ -	$ 82,873,904
Other Outgo (excluding Indirect Costs)	7100-7299 7400-7499	$ -		$ -	$ -
Transfers of Indirect Costs	7300-7399	$ -		$ -	$ -
TOTAL EXPENDITURES		$ 115,546,150	$ 4,442	$ (4,442)	$ 115,546,150
OTHER FINANCING SOURCES/USES					
Transfers In and Other Sources	8900-8979	$ -	$ -	$ -	$ -
Transfers Out and Other Uses	7600-7699	$ -	$ -	$ -	$ -
OPERATING SURPLUS (DEFICIT)*		$ (22,625,150)	$ (4,442)	$ 4,442	$ (22,625,150)
BEGINNING FUND BALANCE	9791	$ 70,215,357			$ 70,215,357
Audit Adjustments/Other Restatements	9793/9795	$ -			$ -
ENDING FUND BALANCE		$ 47,590,207	$ (4,442)	$ 4,442	$ 47,590,207
COMPONENTS OF ENDING FUND BALANCE:					
Nonspendable	9711-9719	$ 47,590,207	$ -	$ -	$ 47,590,207
Restricted	9740	$ -	$ -	$ -	$ -
Committed	9750-9760	$ -	$ -	$ -	$ -
Assigned	9780	$ -	$ -	$ -	$ -
Reserve for Economic Uncertainties	9789	$ -	$ -	$ -	$ -
Unassigned/Unappropriated Amount	9790	$ -	$ (4,442)	$ 4,442	$ -

*Net Increase (Decrease) in Fund Balance

NOTE: 9790 amounts in Columns 1 and 4 must be positive

G. IMPACT OF PROPOSED AGREEMENT ON CURRENT YEAR OPERATING BUDGET

Enter Fund: **Health and Welfare Fund 670**
Bargaining Unit: Teamsters-Unit S

	Object Code	Column 1 Latest Board-Approved Budget Before Settlement (As of June 23, 2026)	Column 2 Adjustments as a Result of Settlement (compensation)	Column 3 Other Revisions (agreement support and/or other unit agreement) Explain on Page 4i	Column 4 Total Revised Budget (Columns 1+2+3)
REVENUES					
Federal Revenue	8100-8299	$ -		$ -	$ -
Other State Revenue	8300-8599	$ -		$ -	$ -
Other Local Revenue	8600-8799	$ 1,553,657,179		$ -	$ 1,553,657,179
TOTAL REVENUES		$ 1,553,657,179		$ -	$ 1,553,657,179
EXPENDITURES					
Certificated Salaries	1000-1999		$ -	$ -	$ -
Classified Salaries	2000-2999	$ 3,531,051	$ 30,962	$ -	$ 3,562,013
Employee Benefits	3000-3999	$ 2,132,455	$ 11,112	$ -	$ 2,143,567
Books and Supplies	4000-4999	$ 461,106		$ -	$ 461,106
Services and Other Operating Expenditures	5000-5999	$ 1,345,416,897		$ -	$ 1,345,416,897
Capital Outlay	6000-6999	$ -		$ -	$ -
Other Outgo (excluding Indirect Costs)	7100-7299 7400-7499	$ -		$ -	$ -
Transfers of Indirect Costs	7300-7399	$ -		$ -	$ -
TOTAL EXPENDITURES		$ 1,351,541,509	$ 42,074	$ -	$ 1,351,583,583
OTHER FINANCING SOURCES/USES					
Transfers In and Other Sources	8900-8979	$ -	$ -	$ -	$ -
Transfers Out and Other Uses	7600-7699	$ -	$ -	$ -	$ -
OPERATING SURPLUS (DEFICIT)*		$ 202,115,670	$ (42,074)	$ -	$ 202,073,596
BEGINNING FUND BALANCE	9791	$ -			$ -
Audit Adjustments/Other Restatements	9793/9795	$ -			$ -
ENDING FUND BALANCE		$ 202,115,670	$ (42,074)	$ -	$ 202,073,596
COMPONENTS OF ENDING FUND BALANCE:					
Nonspendable	9711-9719	$ -	$ -	$ -	$ -
Restricted	9740	$ -	$ -	$ -	$ -
Committed	9750-9760	$ -	$ -	$ -	$ -
Assigned	9780	$ -	$ -	$ -	$ -
Reserve for Economic Uncertainties	9789	$ -	$ -	$ -	$ -
Unassigned/Unappropriated Amount	9790	$ 202,115,670	$ (42,074)	$ -	$ 202,073,596

*Net Increase (Decrease) in Fund Balance

NOTE: 9790 amounts in Columns 1 and 4 must be positive

H. IMPACT OF PROPOSED AGREEMENT ON SUBSEQUENT YEARS

Unrestricted General Fund MYP

Bargaining Unit: Teamsters-Unit S

	Object Code	2026-27 Total Revised Budget After Settlement	2027-28 First Subsequent Year After Settlement	2028-29 Second Subsequent Year After Settlement
REVENUES				
LCFF Revenue	8010-8099	$ 6,558,825,905	$ 6,564,188,561	$ 6,534,744,661
Federal Revenue	8100-8299	$ 1,769,989	$ 1,823,089	$ 1,877,781
Other State Revenue	8300-8599	$ 578,456,597	$ 170,808,159	$ 326,560,340
Other Local Revenue	8600-8799	$ 230,131,575	$ 194,910,217	$ 176,173,509
TOTAL REVENUES		$ 7,369,184,066	$ 6,931,730,026	$ 7,039,356,291
EXPENDITURES				
Certificated Salaries	1000-1999	$ 3,202,514,374	$ 3,191,831,380	$ 3,155,628,664
Classified Salaries	2000-2999	$ 1,109,330,389	$ 1,149,182,403	$ 1,141,962,524
Employee Benefits	3000-3999	$ 1,922,951,631	$ 2,131,296,164	$ 2,180,693,041
Books and Supplies	4000-4999	$ 289,269,314	$ 268,771,640	$ 260,367,143
Services and Other Operating Expenditures	5000-5999	$ 530,460,583	$ 594,335,183	$ 600,900,095
Capital Outlay	6000-6999	$ 50,416,748	$ 75,503,317	$ 75,828,004
Other Outgo (excluding Indirect Costs)	7100-7299 7400-7499	$ 7,553,474	$ 7,553,474	$ 7,553,474
Transfers of Indirect Costs	7300-7399	$ (284,178,832)	$ (220,846,204)	$ (266,127,547)
Other Adjustments			$ (1,080,000,000)	$ (1,239,000,000)
TOTAL EXPENDITURES		$ 6,828,317,681	$ 6,117,627,357	$ 5,917,805,398
OTHER FINANCING SOURCES/USES				
Transfers In and Other Sources	8900-8979	$ 123,569,119	$ 528,823,507	$ 31,193,507
Transfers Out and Other Uses	7600-7699	$ 69,117,005	$ 92,856,557	$ 113,550,307
Contributions	8980-8999	$ (1,569,297,727)	$ (1,622,096,037)	$ (1,670,839,653)
OPERATING SURPLUS (DEFICIT)*		$ (973,979,228)	$ (372,026,417)	$ (631,645,560)
BEGINNING FUND BALANCE	9791	$ 2,507,197,945	$ 1,533,218,718	$ 1,161,192,300
Audit Adjustments/Other Restatements	9793/9795	$ -		
ENDING FUND BALANCE		$ 1,533,218,718	$ 1,161,192,300	$ 529,546,740
COMPONENTS OF ENDING FUND BALANCE:				
Nonspendable	9711-9719	$ 50,604,828	$ 50,604,828	$ 50,604,828
Restricted	9740			
Committed	9750-9760	$ 88,339,731	$ 148,300,901	$ 207,810,281
Assigned	9780	$ 227,809,994	$ 87,124,846	$ 93,015,003
Reserve for Economic Uncertainties	9789	$ 114,300,000	$ 114,870,000	$ 114,340,000
Unassigned/Unappropriated Amount	9790	$ 1,052,164,164	$ 760,291,725	$ 63,776,628

*Net Increase (Decrease) in Fund Balance

NOTE: 9790 amounts must be positive

H. IMPACT OF PROPOSED AGREEMENT ON SUBSEQUENT YEARS

Restricted General Fund MYP

Bargaining Unit: Teamsters-Unit S

	Object Code	2026-27 Total Revised Budget After Settlement	2027-28 First Subsequent Year After Settlement	2028-29 Second Subsequent Year After Settlement
REVENUES				
LCFF Revenue	8010-8099	$ 33,605,946	$ 33,605,946	$ 33,605,946
Federal Revenue	8100-8299	$ 719,000,384	$ 654,908,565	$ 654,137,160
Other State Revenue	8300-8599	$ 1,804,494,175	$ 1,790,017,184	$ 1,784,711,338
Other Local Revenue	8600-8799	$ 49,445,006	$ 43,469,464	$ 43,469,464
TOTAL REVENUES		$ 2,606,545,511	$ 2,522,001,159	$ 2,515,923,908
EXPENDITURES				
Certificated Salaries	1000-1999	$ 1,095,322,458	$ 996,925,130	$ 936,372,019
Classified Salaries	2000-2999	$ 662,423,627	$ 616,711,431	$ 613,948,191
Employee Benefits	3000-3999	$ 1,354,110,208	$ 1,395,064,204	$ 1,408,030,066
Books and Supplies	4000-4999	$ 467,954,605	$ 451,428,861	$ 439,359,597
Services and Other Operating Expenditures	5000-5999	$ 554,398,867	$ 617,815,503	$ 611,299,632
Capital Outlay	6000-6999	$ 4,494,706	$ 25,900	$ 25,900
Other Outgo (excluding Indirect Costs)	7100-7299 7400-7499	$ -	$ -	$ -
Transfers of Indirect Costs	7300-7399	$ 229,479,152	$ 175,475,384	$ 210,786,761
Other Adjustments			$ -	$ -
TOTAL EXPENDITURES		$ 4,368,183,623	$ 4,253,446,413	$ 4,219,822,166
OTHER FINANCING SOURCES/USES				
Transfers In and Other Sources	8900-8979	$ -		
Transfers Out and Other Uses	7600-7699	$ -	$ -	$ -
Contributions	8980-8999	$ 1,569,297,727	$ 1,622,096,037	$ 1,670,839,653
OPERATING SURPLUS (DEFICIT)*		$ (192,340,385)	$ (109,349,218)	$ (33,058,606)
BEGINNING FUND BALANCE	9791	$ 476,934,844	$ 284,594,459	$ 175,245,242
Audit Adjustments/Other Restatements	9793/9795	$ -		
ENDING FUND BALANCE		$ 284,594,459	$ 175,245,242	$ 142,186,636
COMPONENTS OF ENDING FUND BALANCE:				
Nonspendable	9711-9719	$ 18,535	$ 18,535	$ 18,535
Restricted	9740	$ 284,575,924	$ 175,226,707	$ 142,168,101
Committed	9750-9760			
Assigned	9780			
Reserve for Economic Uncertainties	9789	$ -	$ -	$ -
Unassigned/Unappropriated Amount	9790	$ (0)	$ 0	$ 0

*Net Increase (Decrease) in Fund Balance

NOTE: 9790 amounts must be positive

H. IMPACT OF PROPOSED AGREEMENT ON SUBSEQUENT YEARS

Combined General Fund MYP

Bargaining Unit: Teamsters-Unit S

	Object Code	2026-27 Total Revised Budget After Settlement	2027-28 First Subsequent Year After Settlement	2028-29 Second Subsequent Year After Settlement
REVENUES				
LCFF Revenue	8010-8099	$ 6,592,431,851	$ 6,597,794,507	$ 6,568,350,607
Federal Revenue	8100-8299	$ 720,770,373	$ 656,731,654	$ 656,014,941
Other State Revenue	8300-8599	$ 2,382,950,772	$ 1,960,825,343	$ 2,111,271,678
Other Local Revenue	8600-8799	$ 279,576,581	$ 238,379,681	$ 219,642,973
TOTAL REVENUES		$ 9,975,729,577	$ 9,453,731,185	$ 9,555,280,199
EXPENDITURES				
Certificated Salaries	1000-1999	$ 4,297,836,832	$ 4,188,756,510	$ 4,092,000,683
Classified Salaries	2000-2999	$ 1,771,754,016	$ 1,765,893,835	$ 1,755,910,716
Employee Benefits	3000-3999	$ 3,277,061,839	$ 3,526,360,368	$ 3,588,723,107
Books and Supplies	4000-4999	$ 757,223,919	$ 720,200,501	$ 699,726,741
Services and Other Operating Expenditures	5000-5999	$ 1,084,859,450	$ 1,212,150,686	$ 1,212,199,727
Capital Outlay	6000-6999	$ 54,911,454	$ 75,529,217	$ 75,853,904
Other Outgo (excuding Indirect Costs)	7100-7299 7400-7499	$ 7,553,474	$ 7,553,474	$ 7,553,474
Transfers of Indirect Costs	7300-7399	$ (54,699,680)	$ (45,370,820)	$ (55,340,786)
Other Adjustments			$ (1,080,000,000)	$ (1,239,000,000)
TOTAL EXPENDITURES		$ 11,196,501,303	$ 10,371,073,770	$ 10,137,627,565
OTHER FINANCING SOURCES/USES				
Transfers In and Other Sources	8900-8979	$ 123,569,119	$ 528,823,507	$ 31,193,507
Transfers Out and Other Uses	7600-7699	$ 69,117,005	$ 92,856,557	$ 113,550,307
Contributions	8980-8999	$ -	$ -	$ -
OPERATING SURPLUS (DEFICIT)*		$ (1,166,319,612)	$ (481,375,635)	$ (664,704,166)
BEGINNING FUND BALANCE	9791	$ 2,984,132,789	$ 1,817,813,177	$ 1,336,437,542
Audit Adjustments/Other Restatements	9793/9795	$ -		
ENDING FUND BALANCE		$ 1,817,813,177	$ 1,336,437,542	$ 671,733,376
COMPONENTS OF ENDING FUND BALANCE:				
Nonspendable	9711-9719	$ 50,623,363	$ 50,623,363	$ 50,623,363
Restricted	9740	$ 284,575,924	$ 175,226,707	$ 142,168,101
Committed	9750-9760	$ 88,339,731	$ 148,300,901	$ 207,810,281
Assigned	9780	$ 227,809,994	$ 87,124,846	$ 93,015,003
Reserve for Economic Uncertainties	9789	$ 114,300,000	$ 114,870,000	$ 114,340,000
Unassigned/Unappropriated Amount	9790	$ 1,052,164,164	$ 760,291,725	$ 63,776,628

*Net Increase (Decrease) in Fund Balance

NOTE: 9790 amounts must be positive

I. IMPACT OF PROPOSED AGREEMENT ON UNRESTRICTED RESERVES

1. State Reserve Standard

		2026-27	2027-28	2028-29
a.	Total Expenditures, Transfers Out, and Uses (Including Cost of Proposed Agreement)	$ 11,265,618,308	$ 10,463,930,327	$ 10,251,177,872
b.	Less: Special Education Pass-Through Funds	$ -	$ -	$ -
c.	Net Expenditures, Transfers Out, and Uses	$ 11,265,618,308	$ 10,463,930,327	$ 10,251,177,872
d.	State Standard Minimum Reserve Percentage for this District **Enter percentage** →	1.00%	1.00%	1.00%
e.	State Standard Minimum Reserve Amount for this District (For districts with less than 1,001 ADA, this is the greater of Line a, times Line b, or $50,000)	$ 112,656,183	$ 104,639,303	$ 102,511,779

2. Budgeted Unrestricted Reserve (After Impact of Proposed Agreement)

a.	General Fund Budgeted Unrestricted Designated for Economic Uncertainties (9789)	$ 114,300,000	$ 114,870,000	$ 114,340,000
b.	General Fund Budgeted Unrestricted Unassigned/Unappropriated Amount (9790)	$ 1,052,164,164	$ 760,291,725	$ 63,776,628
c.	Special Reserve Fund (Fund 17) Budgeted Designated for Economic Uncertainties (9789)	$ 497,630,000	$ -	$ -
d.	Special Reserve Fund (Fund 17) Budgeted Unassigned/Unappropriated Amount (9790)	$ -	$ -	$ -
e.	Total Available Reserves	$ 1,664,094,164	$ 875,161,725	$ 178,116,628
f.	Reserve for Economic Uncertainties Percentage	14.77%	8.36%	1.74%

3. Do unrestricted reserves meet the state minimum reserve amount?

2026-27	Yes	X	No	
2027-28	Yes	X	No	
2028-29	Yes	X	No	

4. If no, how do you plan to restore your reserves?

Public Disclosure of Proposed Collective Bargaining Agreement
Los Angeles Unified School District
Teamsters Unit S

5. **Does the Total Compensation Increase/(Decrease) on Page 1, Section A, #5 agree with the Total Increase/(Decrease) for all funds as a result of the settlement(s)? Please explain any variance.**

Total Compensation Increase/(Decrease) on Page 1, Section A, #5	**$**	**30,183,509**
General Fund balance Increase/(Decrease), Page 4c, Column 3	$	(21,931,255)
Adult Education Fund balance Increase/(Decrease), Page 4d, Column 2	$	(356,142)
Child Development Fund balance Increase/(Decrease), Page 4e, Column 2	$	(77,337)
Cafeteria Fund balance Increase/(Decrease), Page 4f, Column 2	$	(7,398,362)
Other Fund balance Increase/(Decrease), Page 4g, Column 2	$	(373,897)
Other Fund balance Increase/(Decrease), Page 4h, Column 2	$	(4,442)
Other Fund balance Increase/(Decrease), Page 4h1, Column 2	$	(42,074)
Other Fund balance Increase/(Decrease), Page 4h2, Column 2		
Other Fund balance Increase/(Decrease), Page 4h3, Column 2		
Other Fund balance Increase/(Decrease), Page 4h4, Column 2		
Other Fund balance Increase/(Decrease), Page 4h5, Column 2		
Other Fund balance Increase/(Decrease), Page 4h6, Column 2		
Other Fund balance Increase/(Decrease), Page 4h7, Column 2		
Other Fund balance Increase/(Decrease), Page 4h8, Column 2		
Other Fund balance Increase/(Decrease), Page 4h9, Column 2		
Total all fund balances Increase/(Decrease) as a result of the settlement(s)	$	(30,183,509)
Variance	**$**	**0**

Variance Explanation:

6. **Will this agreement create or increase deficit financing in the current year or subsequent years?**
"Deficit Financing" is defined to exist when a fund's expenditures and other financing uses

General Fund Combined		Surplus/(Deficit)	(Deficit) %	Deficit primarily due to:
Current FY Surplus/(Deficit) before settlement(s)	$	(1,943,177,930)	-17.0%	
Current FY Surplus/(Deficit) after settlement(s)	$	(1,166,319,612)	-10.4%	
1st Subsequent FY Surplus/(Deficit) after settlement(s)?	$	(481,375,635)	-4.6%	
2nd Subsequent FY Surplus/(Deficit) after settlement(s)?	$	(664,704,166)	-6.5%	

Deficit Reduction Plan (as necessary):
The FY 2026-27 Adopted Final Budget reflects a projected deficit of $1.3B in the Unassigned/Unappropriated balance for FY2027-28 and $3.5B for FY2028-29, which were addressed through the adoption of the 2026–2027 Fiscal Stabilization Plan, as outlined in the Board Report 458- 25/26 on June 16, 2026. The amounts are reflected in the "Other Adjustments" and will be assigned to the proper object codes when details are available.

7. **Were "Other Adjustments" amounts entered in the multiyear projections (pages 5a and 5b) for 1st and 2nd Subsequent FY?**
"Other Adjustments" could indicate that a budget reduction plan was/is being developed to address the deficit spending and to rebuild reserves. Any amount shown below must have an explanation. If additional space is needed, attach a separate sheet or use Page 9a.
The FY 2026-27 Adopted Final Budget reflects a projected deficit of $1.3B in the Unassigned/Unappropriated balance for FY2027-28 and $3.5B for FY2028-29, which were addressed through the adoption of the 2026–2027 Fiscal Stabilization Plan, as outlined in the Board Report 458- 25/26 on June 16, 2026. The amounts are reflected in the "Other Adjustments" and will be assigned to the proper object codes when details are available.

MYP		Amount	"Other Adjustments" Explanation
1st Subsequent FY Unrestricted, Page 5a	$	(1,080,000,000)	FSP adjustments will be placed in proper object codes
1st Subsequent FY Restricted, Page 5b	$	-	when the reductions are implemented and the details
2nd Subsequent FY Unrestricted, Page 5a	$	(1,239,000,000)	are available.
2nd Subsequent FY Restricted, Page 5b	$	-	

Public Disclosure of Proposed Collective Bargaining Agreement
LOS ANGELES UNIFIED SCHOOL DISTRICT

K. CERTIFICATION NO. 1: CERTIFICATION OF THE DISTRICT'S ABILITY TO MEET THE COSTS OF THE COLLECTIVE BARGAINING AGREEMENT

This certification page must be signed by the district's Superintendent and Chief Business Official at the time of public disclosure and is intended to assist the district's Governing Board in determining whether the district can meet the costs incurred under the tentative Collective Bargaining Agreement in the current and subsequent years. The absence of a certification signature or if "I am unable to certify" is checked should serve as a "red flag" to the districts's Governing Board.

In Accordance with the requirements of Government Code Sections 3540.2(a) and 3547.5, the Superintendent and Chief Business Official of the Los Angeles Unified School District, hereby certify that the District can meet the costs incurred under this Collective Bargaining Agreement during the term of the agreement from July 1, 2024 to to June 30, 2027.

Board Actions
The board actions necessary to meet the cost of the agreement in each year of its term are as follows:

Current Year

		Budget Adjustment Increase/(Decrease)
Budget Adjustment Categories:		
Revenues/Other Financing Sources	$	-
Expenditures/Other Financing Uses	$	21,683,756
Ending Balance(s) Increase/(Decrease)	$	**(21,683,756)**

Subsequent Years

Budget Adjustment Categories:		
Revenues/Other Financing Sources	$	
Expenditures/Other Financing Uses	$	44,593,055
Ending Balance(s) Increase/(Decrease)	$	**(44,593,055)**

Budget Revisions
If the district does not adopt and submit within 45 days all of the revisions to its budget needed in the current year to meet the costs of the agreement at the time of the approval of the proposed collective bargaining agreement, the county superintendent of schools is required to issue a qualified or negative certification for the district on its next interim report.

Assumptions
See attached page for a list of the assumptions upon which this certification is based.

Certifications

✓ I hereby certify ____ I am unable to certify

District Superintendent (Signature) **Date**

✓ I hereby certify ____ I am unable to certify

Chief Business Official (Signature) 8/20/2026 **Date**

Special Note: The Los Angeles County Office of Education may request additional information, as necessary, to review the district's compliance with requirements.

Los Angeles Unified School District
Teamsters-Unit S

Assumptions and Explanations (enter or attach documentation)

The assumptions upon which this certification is made are as follows:

1. This certification is based on the FY2026-2027 Final Budget presented to LAUSD's Board of Education on June 16, 2026 and adopted on June 23, 2026, which includes the District's current and multi-year projections.
2. The fiscal impact of this agreement to all funds is $30.18M in FY 2026-27, $31.12M in FY 2026-27 and $30.92M in FY2027 in FY 2027-28. Reductions will be made in each Fund to accommodate the additional costs.
3. The FY 2026-27 Adopted Final Budget reflects a projected Unassigned/Unappropriated deficit of $1.3B for FY2027-28 for FY2027-28 and $3.6B for FY2028-29, which were addressed through the adoption of the FY 2026–2027 Fiscal Stabilization Plan, as outlined in the Board Report 458-25/26 on June 16, 2026. The amounts are reflected in the "Other Adjustments" and will be assigned to the proper object codes when details are available.

The FY 2026-27 Adopted Final Budget reflects a projected deficit of $1.3B in the Unassigned/Unappropriated balance for

Concerns regarding affordability of agreement in subsequent years (if any):

1. We believe this AB 1200 represents projections that are fair and accurate based on information that is known.
2. With Board approval, the additional costs will be addressed with implementation of the District's FY 2026-27 Fiscal Stabilization Plan.

K. CERTIFICATION NO. 2

The disclosure document must be signed by the district Superintendent at the time of public disclosure and by the President or Clerk of the Governing Board at the time of formal board action on the proposed agreement.

The information provided in this document summarizes the financial implications of the proposed agreement and is submitted to the Governing Board for public disclosure of the major provisions of the agreement (as provided in the "Public Disclosure of Proposed Collective Bargaining Agreement") in accordance with the requirements of AB 1200 and Government Code Sections 3540.2(a) and 3547.5.

Los Angeles Unified School District
District Name

District Superintendent
(Signature)

8/28/26
Date

Woineshet Gebeyaw
Contact Person

213-241-1000
Phone

After public disclosure of the major provisions contained in this summary, the Governing Board at its meeting on September 15, 2026, took action to approve the proposed agreement with the Teamsters Unit S.

President (or Clerk), Governing Board
(Signature)

Date

Special Note: The Los Angeles County Office of Education may request additional information, as necessary, to review the district's compliance with requirements.

MEMORANDUM OF UNDERSTANDING
Teamsters Local 572 (Unit S)
Effects of Identified Wage Compression

This Memorandum of Understanding (MOU) is entered into between the Los Angeles Unified School District ("District") and Teamsters Local 572, Unit S (Teamsters), collectively referred to as "the Parties."

The purpose of this Agreement is to address the wage compression impacts on Teamsters-represented employees identified in **Attachment A** resulting from the SEIU Local 99 agreement executed on April 23, 2026. The Parties hereby agree to the following terms:

I. Salary Adjustments for Unit S Classifications (Attachment A)

The salary adjustments detailed below apply to Teamsters Unit S classifications with salaries principally within the range of SEIU Unit B and Unit C represented classifications, as referenced in **Attachment A**.

A. 2024–2025 Salary Increase

1. **Effective July 1, 2024:** No further increase shall be applied above the 3.0% already previously applied, effective July 1, 2024.
2. **Effective January 1, 2025:** Eligible classifications identified in Attachment A shall receive an additional 1.0% on-schedule wage increase applied to all pay scale groups and levels of the base salary tables. This 1.0% increase is in addition to the 3.0% previously applied, resulting in a total on-schedule increase of 4.0%.

B. 2025–2026 Salary Increases

1. **Effective July 1, 2025**: Eligible classifications identified in Attachment A shall receive an additional 0.5% on-schedule wage increase applied to all pay scale groups and levels of the base salary tables. This 0.5% increase is in addition to the 2.0% previously applied, resulting in a total on-schedule increase of 2.5%.
2. **Effective January 1, 2026**: Eligible classifications identified in Attachment A shall receive an additional 0.5% on-schedule wage increase applied to all pay scale groups and levels of the base salary tables. This 0.5% increase is in addition to the 2.0% previously applied, resulting in a total on-schedule increase of 2.5%.

C. 2026–2027 Salary Increases

1. **Effective July 1, 2026**: Eligible classifications identified in Attachment A shall receive an additional 4.5% on-schedule wage increase applied to all pay scale groups and levels of the base salary tables in effect. This 4.5% increase is in addition to the 1.5% previously applied, resulting in a total on-schedule increase of 6.0%.
2. **Effective January 1, 2027**: Eligible classifications identified in Attachment A shall receive an additional 4.5% on-schedule wage increase applied to all pay scale groups and levels

of the base salary tables in effect. This 4.5% increase is in addition to the 1.5% previously applied, resulting in a total on-schedule increase of 6.0%.

II. Appendix I: Supervising Special Education Assistants Addendum

- **Section 2.4 (Training)**: Effective July 1, 2026, all Supervising Special Education Assistants shall be offered three (3) days of optional Behavior Intervention Implementation (BII) training.

III. Grievance Procedure

Any alleged violations of this Agreement will be addressed in accordance with the grievance machinery outlined in Article V (Grievance Procedure) of the Parties' 2024–2027 Collective Bargaining Agreement.

This Agreement contains the sole, complete, and entire agreement between the District and the Teamsters regarding the mitigation of wage compression effects for the specified classifications. The agreement is subject to ratification by the membership of Unit S and to final approval by the LAUSD Board of Education.

V. Classification Review Sideletter

Date of agreement: July 29, 2026

Los Angeles Unified School District

By: _____

Teamsters, Local 572

By: _____
Lourdes M. Garcia
Secretary-Treasurer

Adopted and approved by the Board of Education on _____, 2026.

By: _____
Scott Schmerelson, President

MEMORANDUM OF UNDERSTANDING
Teamsters Local 572 (Unit S)
Effects of Identified Wage Compression

ATTACHMENT A

Class Code	Class Title
1161	Accountant
2406	Administrative Secretary I
5804	Area Bus Supervisor
5806	Assistant Area Bus Supervisor
5140	Assistant Logistics Supervisor
4574	Assistant Outdoor-Education Center Manager
4061	Assistant Plant Manager I
4048	Assistant Plant Manager II
5208	Braille Equipment Coordinator
2620	Cataloging Supervisor
2511	Chief Clerk
2531	Contract Assistant
2534	Coordinating Contract Assistant
1301	Customer Services Center Supervisor
4600	Disability Support Services Program Assistant
4330	Food Production Supervisor
4291	Food Service Manager I
4292	Food Service Manager II
4293	Food Service Manager III
4296	Food Service Manager IV
4297	Food Service Manager V
4294	Food Service Manager VI
4295	Food Service Manager VII
4312	Food Service Training Specialist * prior to 1/1/2026 only
5201	Head Stock Clerk
1151	Intermediate Accountant
3860	IT Customer Support Supervisor
2596	Meal Compliance Audit Supervisor
2561	*Microfilm Supervisor*
4591	Outdoor Education Center Manager
5307	Outdoor Education Programs Coordinator
5370	Out-of-School Program Coordinator
1338	Payroll Distribution Supervisor
4054	Plant Manager I
4047	Plant Manager II
4037	Plant Manager III
4021	Plant Manager IV
2716	Principal Assignment Technician
2551	Principal Clerk
2251	Principal Personnel Clerk
5288	Principal Stock Clerk
5211	Receiving Inspector
4759	Reprographic Services Coordinator

MEMORANDUM OF UNDERSTANDING
Teamsters Local 572 (Unit S)
Effects of Identified Wage Compression

Class Code	Class Title
2500	School Administrative Assistant
2544	Senior Budget Technician
2615	Senior Early Childhood Education Division Fiscal Technician
4321	Senior Food Service Training Specialist
4174	*Senior Gardener*
4143	Senior Pest Management Technician
5779	Senior Power Equipment Mechanic
4131	Senior Tree Surgeon
4045	Senior Window/Wall Washer
4450	Special Education Resource Coordinator
2356	Student and Family Resources Coordinator
4736	Student Records and Data Supervisor
4369	Summer Food Service Supervisor
1129	Supervising Accountant
1316	Supervising Accounting Technician
2720	Supervising Assignment Technician
2576	Supervising Clerk
2575	*Supervising Clerk (Non-Typing)*
4818	Supervising Data Center Technician
2773	Supervising Insurance Technician
3778	Supervising Maintenance Worker
1303	*Supervising Payroll Technician*
2261	Supervising Personnel Clerk
4852	Supervising Police Dispatcher
4560	Supervising Special Education Assistant
5300	Supervising Stock Clerk (Music)
1584	Supervisor, Plots Plans and Allotments
2952	Test Services Coordinator
5741	Transportation Inspector
4127	Tree Maintenance Supervisor

Los Angeles Unified School District
Teamsters Unit S
Summary of Cost[1] - Fiscal Impact to All Funds

Number	Article	Agreement	FY26-27	FY27-28	FY28-29	3-year Impact
1	Salary Adjustment	Effective January 1, 2025: Eligible classifications shall receive an additional 1.0% on-schedule wage increase applied to all pay scale groups and levels of the base salary tables. This 1.0% increase is in addition to the 3.0% previously applied, resulting in a total on-schedule increase of 4.0%.	$6,254,935	$2,509,707	$2,493,505	**$11,258,147**
2	Salary Adjustment	Effective July 1, 2025: Eligible classifications shall receive an additional 0.5% on-schedule wage increase applied to all pay scale groups and levels of the base salary tables. This 0.5% increase is in addition to the 2.0% previously applied, resulting in a total on-schedule increase of 2.5%.	$2,702,132	$1,355,242	$1,346,493	**$5,403,867**
3	Salary Adjustment	Effective January 1, 2026: Eligible classifications shall receive an additional 0.5% on-schedule wage increase applied to all pay scale groups and levels of the base salary tables. This 0.5% increase is in addition to the 2.0% previously applied resulting in a total on-schedule increase of 2.5%.	$2,115,920	$1,414,973	$1,405,838	**$4,936,730**
4	Salary Adjustment	Effective July 1, 2026: Eligible classifications shall receive an additional 4.5% on-schedule wage increase applied to all pay scale groups and levels of the base salary tables in effect. This 4.5% increase is in addition to the 1.5% previously applied, resulting in a total on-schedule increase of 6.0%.	$12,380,974	$12,419,240	$12,339,063	**$37,139,278**
5	Salary Adjustment	Effective January 1, 2027: Eligible classifications identified in Attachment A shall receive an additional 4.5% on-schedule wage increase applied to all pay scale groups and levels of the base salary tables in effect. This 4.5% increase is in addition to the 1.5% previously applied, resulting in a total on-schedule increase of 6.0%.	$6,652,405	$13,345,932	$13,259,772	**$33,258,108**
6	Salary Adjustment	Section 2.4 (Training): Effective July 1, 2026, all Supervising Special Education Assistants shall be offered three (3) days of optional Behavior Intervention Implementation (BIi) training.	$77,143	$77,381	$76,882	**$231,406**
		Grand Total	**$30,183,509**	**$31,122,475**	**$30,921,552**	**$92,227,536**

[1]Summary of Compensation Increase shall be read in conjunction with the Teamsters Unit S document presented to the LAUSD Board of Education on September 15, 2026.

General Instructions for Completion of
Public Disclosure of Proposed Collective Bargaining Agreement

- Pursuant to GC 3540.2 (a), districts with qualified or negative certifications are required to submit a disclosure. In addition, pursuant to GC 3540.2 (d) a school district shall provide the county superintendent of schools, upon request, with all relevant information to provide an understanding of the financial impact of any final collective bargaining agreement reached pursuant to GC Section 3543.2 and 3547.5. All proposed bargaining agreements, including zero compensation, freezes, rollbacks, furlough days, stipends, benefit modifications and re-openers, must be disclosed using the entire workbook.

- Please submit this form to the County Superintendent of Schools and make it available to the public for review **at least ten (10) working days prior** to the date on which the Governing Board will take action on the proposed bargaining agreement.

- Attach a copy of the proposed bargaining agreement to each disclosure form.

- A separate disclosure form should be completed for each bargaining unit. If two or more units are settled concurrently, see the instructions at the bottom of the next page.

- Figures in the "Annual Cost Prior to Proposed Agreement" column on page 1 of the disclosure form should reflect the current fiscal year cost data before the agreement, even if the estimated salary changes were included in the adopted budget.

- In the "Year 1" column on page 1 of the disclosure form, show the incremental change resulting from the proposed agreement for the fiscal year in which the contract is first effective. If the agreement includes a retroactive salary change for a prior year and the impact of the change is in the current fiscal year, show the total change of both the prior and current year in the "Year 1" column. Only fill in the "Year 2" or "Year 3" columns if the proposed agreement is a multiyear contract with changes in years subsequent to the current year.

- To ensure full disclosure, such as for agreements where salary changes may not be effective for a full year, explain the terms of the agreement beginning on the top of page 2 of the disclosure form.

- Use Section G on pages 4a through 4c for the General Fund and the four columns designated to show "Latest Board Approved Budget Before Settlement," "Adjustments as a Result of Settlement," "Other Revisions," and "Total Revised Budget" for the fiscal year being settled.

- Pages 4d through 4h of Section G are to be used if the source of funding for an agreement includes funds **other than** the General Fund.

- Proposed agreements must be disclosed **any time a contract is reopened.** This is especially true when multiyear agreements are formula-driven, as in the case when they are tied to projected cost-of-living adjustments in the subsequent years. Once an actual percentage and dollar change is determined, **the resulting salary and benefit cost impact must be disclosed even though it may have been budgeted.**

- Certification No. 1 (Section J on Page 8) must be signed by the District Superintendent and Chief Business Official (CBO) at the time of public disclosure. "I hereby certify" or "I am unable to certify" must be checked by both signers.

  - The Superintendent's and CBO's certifications are meant to be independent of one another.

  - The certifications serve as additional information provided to the board regarding the affordability of the proposed agreement **before** the board takes action on the agreement.

- The certifications should be accompanied by:
  - The fiscal planning assumptions that are used in making the certification.
  - Any qualifying comments made by the Superintendent and/or CBO that speak to the agreement's affordability within the context of the district's entire budget.
- The absence of a certification signature or a check on the "I am unable to certify" line does not prevent a board from taking action on an agreement. However, if a board approves an agreement missing a certification signature or with the "I am unable to certify" checked, it is still expected to adopt the budget revisions needed to pay for the agreement.
- The Los Angeles County Office of Education (County Office) will process any payroll adjustments reflected in an agreement, even if the Superintendent and/or CBO do not provide certifying signatures. However, the absence of a certification signature or if the "I am unable to certify" box is checked serves as an alert to the County Office to carefully analyze and review the district's ability to fund the agreement.
- Within 45 days of adopting a collective bargaining agreement, or prior to, or with its next interim report submission (or budget submission if the agreement is adopted after the submittal of the district's Second Interim Report), whichever comes first, any budget revisions to the school district's current year budget that are necessary to fulfill the terms of the agreement must be forwarded to the County Office. If a school district does not adopt all of the revisions to its budget needed in the current fiscal year to meet the costs of a collective bargaining agreement, the County Superintendent of Schools is required to issue a qualified or negative certification for the district's next interim report (Education Code Section 42142).
- Any concerns regarding the affordability of the agreement in subsequent years should be listed on page 8a following the certification.
- The entire collective bargaining disclosure document, including multiyear projections, the Superintendent/CBO certifications and assumptions, and board actions needed in current and subsequent years, must be reviewed by the board prior to board action on the agreement.
- Certification No. 2 (Section K on Page 9) must be signed by the district Superintendent at the time of public disclosure and submitted with the completed disclosure forms to the County Office.
- After the Governing Board takes action on the proposed agreement, Certification No. 2 must be signed by the Board President or Clerk and re-submitted to the County Office. In the event that a Governing Board modifies a proposed agreement as it was originally disclosed and takes action to approve the agreement, a revised disclosure should also be resubmitted with any revisions made to the agreement clearly indicated.
- The manner in which the public is made aware of the proposed agreement and its availability for public inspection and review is at the discretion of the district. Districts may select any or a combination of various methods available for communicating to the public - i.e., notice in newspaper, posted notices, letters to parents, PTA newsletters, etc. Notification, however, must include the public at large and should not be limited to district parents only.

Multiple Bargaining Unit Agreements Settled Concurrently

- Complete pages 1 through 3 for each bargaining unit agreement.
- Create a new "combined" workbook: On page 1, type the district name and "Combined" following name of bargaining unit.
- Skip to page 4 and complete the remainder of the workbook showing the impact of all agreements on the district's budget.
- Complete the combined workbook page 8 (Certification No. 1) with Superintendent and CBO signatures.
- Attach pages 1 through 3 and copies of signed MOUs or Tentative Agreements for each bargaining unit.
- Submit to the County Office at least 10 working days prior to the Governing Board approval.
- Complete the combined workbook page 9 (Certification No. 2) following Board ratification.
- Submit Certification No. 2 to the County Office.

Specific Instructions for Completion of
Public Disclosure of Proposed Collective Bargaining Agreement

Data can only be manually entered into yellow-highlighted cells of the workbook. White cells are locked, and typically contain formulas that automatically calculate totals, variances, and percentages.

Section A, Page 1: Proposed Change in Compensation

The total cost ***for all funds***, not just the General Fund, is to be reported on page 1. Data in Year 2 and 3 columns is necessary only for multiyear and overlapping fiscal year agreements.

Line 1 **Salary Schedule, including step and column** - Report only the cost of salaries, excluding statutory and health/welfare benefits.

Annual Cost Prior to Proposed Agreement - Enter the total cost of salaries for the bargaining unit prior to the proposed agreement.

Year 1 - Enter the amount of the proposed salary schedule change.

Line 2 **Other Compensation** - Report only the cost of salaries associated with the cost of other compensation, excluding statutory and health/welfare benefits.

Annual Cost Prior to Proposed Agreement - Enter the total cost of other compensation for the bargaining unit prior to the proposed agreement.

Year 1 - Enter the amount of the proposed change in other compensation.

Description - Indicate specific changes in other compensation for each affected year. For example: One percent off-schedule or $200/employee.

Line 3 **Statutory Benefits** - Report only the cost of statutory benefits, excluding salaries and health/welfare benefits.

Annual Cost Prior to Proposed Agreement - Enter the total cost of statutory benefits of the bargaining unit prior to the proposed agreement.

Year 1 - Enter the amount of the proposed change in statutory benefits resulting from changes in salaries reported on Lines 1 and 2.

Line 4 **Health/Welfare Plans** - Report only the cost of health/welfare benefits, excluding the cost of salaries and statutory benefits.

Annual Cost Prior to Proposed Agreement - Enter the total cost of health/welfare benefits of the bargaining unit prior to the proposed agreement.

Year 1 - Enter the amount of the proposed change in health/welfare benefits for the affected bargaining unit.

Line 5 **Total Compensation** - Automatically calculated.

Line 6 **Total Number of Represented Employees** - Enter the full-time equivalent (FTE) employees for the affected bargaining unit.

Line 7 **Total Compensation Average Cost per Employee** - Automatically calculated.

Section A (continued) through Section F, Pages 2 and 3: Answer bargaining unit-specific questions.

Section G, Pages 4a through 4i: Impact of Proposed Agreement on Current Year Operating Budget, for General Adult Education, Child Development, Cafeteria and Other Funds

- If other bargaining unit agreements are pending or recently settled, then Column 3 can be used to show the revisions necessary for the other units. Column 4 should reflect the current budget, as adjusted for all agreements.
- Data entered on pages 4a and 4b, "Unrestricted" and "Restricted General Fund," will automatically populate page 4c, "Combined General Fund," as well as the first column (current year) of Section H, pages 5a and 5b.
- On Page 4i, give explanations for entries recorded in Column 3, "Other Revisions," on pages 4a through 4h.

Section H, Pages 5a through 5c: Impact of Proposed Agreement on Subsequent Years

- Unrestricted and Restricted General Fund data for subsequent fiscal years must be manually entered on pages 5a and 5b, respectively. The combined General Fund totals are automatically calculated on page 5c.

Section I, Pages 6 and 7: Impact of Proposed Agreement on Unrestricted Reserves

- If "Other Adjustments" expenditure amounts were entered in the multiyear projection (pages 5a and 5b) for the two subsequent years, then an explanation must be provided on page 7, question 7.
- Enter data in the yellow-highlighted cells as appropriate. Enter your district's reserve level requirement on line 1d. Whether a district meets required reserve levels is automatically determined and displayed on page 6, line 3. Any fiscal year with a "No" result in line 3 requires a response in line 4.
- Any total compensation variance requires an explanation on page 7, question 5.
- The causes of and plans to address deficit spending, especially for any deficit resulting from or increased by the agreement, must be addressed on page 7, question 6.

Section J, Pages 8 and 8a: Certification No. 1

- Enter data in yellow-highlighted cells on page 8 as appropriate. Once data is entered, the form should be printed, "I am able to certify" or "I am unable to certify" must be checked and signed by the district Superintendent and Chief Business Official. Use page 8a to list the budget assumptions and address affordability in subsequent years. Submit the signed certification and the completed Public Disclosure to the County Office.

Section K, Page 9: Certification No. 2

- Enter data in yellow-highlighted cells on page 9 as appropriate. Once data is entered, the form should be printed, signed and dated by the district Superintendent. The completed disclosure is ready for posting and submission to the County Office. After the the Governing Board meeting, the Board President or Clerk of the Board (district Superintendent) must sign and date Certification No. 2. and submit to the County Office.

COMPENSATION FOR CONFIDENTIAL DISTRICT CLASSIFICATIONS COMPARABLE TO TEAMSTERS 572 UNIT S

On July 29, 2026, the District reached a tentative agreement with the Teamsters Local 572 (Unit S), which included identified wage compression salary increases. As a result of the Teamsters Tentative Agreement, it is requested that the Board of Education approve comparable treatment compensation for Confidential, District employees in similar classifications to those employees represented by bargaining Unit S.

COMPENSATION:

i. **2024-2025 Salary Increase:**

- **Effective July 1, 2024:** No further increase shall be applied above the 3.0% already previously applied, effective July 1, 2024.
- **Effective January 1, 2025**: Eligible classifications identified below shall receive an additional 1.0% on-schedule wage increase applied to all pay scale groups. This 1.0% increase is in addition to the 3.0% previously applied, resulting in a total on-schedule increase of 4.0%.

ii. **2025-2026 Salary Increase:**

- **Effective July 1, 2025:** Eligible classifications identified below shall receive an additional 0.5% on-schedule wage increase applied to all pay scale groups and levels of the base salary tables. This 0.5% increase is in addition to the 2.0% previously applied, resulting in a total on-schedule increase of 2.5%.
- **Effective January 1, 2026**: Eligible classifications identified below shall receive an additional 0.5% on-schedule wage increase applied to all pay scale groups and levels of the base salary tables. This 0.5% increase is in addition to the 2.0% previously applied, resulting in a total on-schedule increase of 2.5%.

iii. **2026-2027 Salary Increase:**

- **Effective July 1, 2026**: Eligible classifications identified below shall receive an additional 4.5% on-schedule wage increase applied to all pay scale groups and levels of the base salary tables. This 4.5% increase is in addition to the 1.5% previously applied, resulting in a total on-schedule increase of 6.0%.
- **Effective January 1, 2027:** Eligible classifications identified below shall receive an additional 4.5% on-schedule wage increase applied to all pay scale groups and levels of the base salary tables. This 4.5% increase is in addition to the 1.5% previously applied, resulting in a total on-schedule increase of 6.0%.

Approved: _____ 8/20/26

Andrés E. Chait, Superintendent Date

ATTACHMENT C

Confidential District Classifications to Unit S

Class Code	Unit	Class Title
2404	ZZ	Administrative Secretary I (CPOS)
2577	ZZ	Supervising Clerk (CPOS)
2262	ZZ	Supervising Personnel Clerk (CPOS)

Los Angeles Unified School District

333 S. Beaudry Ave., Los Angeles, CA 90017
1208 Magnolia Ave., Gardena, CA 90247
9945 Laurel Canyon Blvd., Pacoima, CA 91331

Board of Education Report

File #: Rep-010-26/27, **Version:** 1 **Agenda Date:** 9/15/2026
In Control: Library & Textbook Support

Textbooks and Instructional Materials Certification Resolution - PUBLIC HEARING
Division of Instruction
Library & Textbook Support

Brief Description:
(Textbooks and Instructional Materials Certification Resolution) Recommends adoption of the attached resolution certifying the sufficiency of textbooks and instructional materials in the core and required subject areas for the 2026-2027 school year. The core and required subjects are mathematics, science, history/social science, reading/language arts, including the English Language Development (ELD) component, health, and world language (6-12).

Action Proposed:
Adopt the Textbooks and Instructional Materials Certification Resolution (Attachment A), making the determination that each pupil in each school in the District has sufficient textbooks or instructional materials, or both, that are aligned to the content standards and are consistent with the content and cycles of the curriculum framework adopted by the State Board of Education in mathematics, science, history-social science and reading/language arts, including the English Language development component of the adopted program, as required by Education Code Section 60119.

Background:
As required by Education Code Section 60119, the Board of Education must annually make a determination and certify, through a resolution after a public hearing, as to whether students in all District schools have sufficient textbooks or instructional materials in the core and required subject areas. The core and required subjects are mathematics, science, history/social science, reading/language arts, including the English Language Development (ELD) component, health, and world language (6-12).

The District has taken the following significant actions to ensure sufficient textbooks in the targeted core and required subjects:

- Expending $53.8 million in the school year 2025-2026 for Core and Required textbooks.
- Budgeting $77 million to purchase Core and Required textbooks for the 2026-27 and 2027-28 school years.
- Requiring all teachers to certify textbook sufficiency in their classrooms.
- Requiring all principals to certify textbook sufficiency in their schools.
- Requiring Region Superintendents to resolve identified insufficiencies in a timely manner.
- Requiring Region Superintendents to certify sufficiency in their respective Regions.
- Presenting policies and procedures to Region personnel.
- Establishing a database to track all appropriate textbook requests, certifications, and Los Angeles County of Education (LACOE) audit results.

- Follow up on all insufficiencies identified as a result of norm day enrollment projections.

Expected Outcomes:
The Board will adopt the attached resolution declaring the District has sufficient textbooks, thus meeting compliance with Education Code Section 60119.

Board Options and Consequences:
If approved, the Board of Education will conduct the required public hearing and certify that the Los Angeles Unified School District has complied with the instructional materials sufficiency requirements of Education Code Section 60119. Approval will satisfy the District's statutory certification requirement and affirm that students have access to sufficient textbooks and instructional materials in the core and required subject areas.

If the District is found to have insufficient textbooks or instructional materials in the core and required subject areas and is unable to remedy the insufficiency within three days of the Board Meeting, the County Superintendent may request that the California Department of Education (CDE) purchase the instructional materials necessary to meet the sufficiency requirements. Any funds expended by the CDE for this purpose would constitute a loan to the District and would be subject to repayment by the Los Angeles Unified School District.

Additionally, the CDE would issue a public statement at the next State Board of Education meeting indicating that the Los Angeles Unified School District Superintendent and Board of Education failed to provide students with sufficient instructional materials, resulting in public reporting of the District's noncompliance.

Policy Implications:
There is no change in District policy of targeting funding to purchase textbooks to ensure full compliance with Education Code Section 60119.

Budget Impact:
The costs will be covered within Division of Instruction’s textbook program budget, which is funded by the General Fund and state lottery apportionment.

Student Impact:
Not Applicable.

Issues and Analysis:
Not Applicable.

Attachments:
Attachment A - Textbooks and Inst. Materials Certification Public Hearing - English
Attachment B - Textbooks and Inst. Materials Certification Public Hearing - Spanish

Submitted:
08/20/26

RESPECTFULLY SUBMITTED,

ANDRÉS E. CHAIT
Superintendent of Schools

APPROVED BY:

PIA SADAQATMAL
Chief Academic Officer
Division of Instruction

REVIEWED BY:

DEVORA NAVERA REED
General Counsel

✓ Approved as to form.

APPROVED & PRESENTED BY:

KIMBERLY BALALA
Administrative Coordinator
Library & Textbook Support

REVIEWED BY:

KURT E. JOHN
Deputy Chief Financial Officer

✓ Approved as to budget impact statement.

Attachment A

Please Post **Los Angeles Unified School District** **Please Post**
Division of Instruction

TEXTBOOKS AND INSTRUCTIONAL MATERIALS CERTIFICATION PUBLIC HEARING

Comments Sought at September 15, 2026, Board of Education Meeting

Parents, teachers, administrators, students, and community members are encouraged to comment at a public hearing on a Board resolution regarding the sufficiency of textbooks and/or instructional materials. The resolution will be acted on at the Public Hearing on September 15, 2026, Board of Education meeting to be held in the Board Room at 333 South Beaudry, which is scheduled to take place between 4:00 p.m. and 6:00 p.m. The Board resolution under consideration follows below:

TEXTBOOKS AND INSTRUCTIONAL MATERIALS CERTIFICATION PUBLIC HEARING

Whereas, As a recipient of state instructional materials funds, the Board of Education of the City of Los Angeles ("Board of Education") is required under section 60119 of the Education Code to hold a public hearing and to encourage comment and participation from parents, teachers, bargaining unit members and leaders, and other community members on this resolution certifying the availability of textbooks and instructional materials for all pupils at all District schools; and

Whereas, The Board of Education provided at least ten (10) days notice of the public hearing posted in at least three (3) public places within the District that stated the time, place, and purpose of the hearing; and

Whereas, The Board of Education must make a determination, through resolution, as to whether each pupil in each school in the District has sufficient textbooks or instructional materials, or both, that are aligned to the content standards and are consistent with the content and cycles of the curriculum framework adopted by the State Board of Education in mathematics, science, history-social science and reading/language arts, including the English Language development ("ELD") component of the adopted program ("Core Subject Areas"); and

Whereas, The Board of Education must also make a determination as to whether each pupil enrolled in a world language or health course has sufficient textbooks or instructional materials, or both, that are consistent with the content and cycles of the curriculum frameworks adopted by the State Board of Education for those subjects ("Required Subject Areas"); and

Whereas, Section 60119 of the Education Code defines sufficient textbooks and instructional materials to mean that each pupil, including English Learners, has a standards-aligned textbook or instructional materials, or both, to use in class and to take home in the Core and Required Subject Areas. Section 60119 does not require two sets of textbooks or instructional materials for each pupil; and

Whereas, In the 2025–2026 school year, the District expended $53.8 million on Core and Required textbooks. For the 2026–2027 and 2027–2028 school years, the District has allocated $77 million each year for the purchase of additional Core and Required textbooks. As of July 20, 2026, the District has already expended and encumbered $11.4 million for the 2026–2027 school year; and

Whereas, In August and September of the 2026-2027 school year, all teachers, principals, and Region Superintendents in the District have provided verifications and supporting documentation indicating whether each pupil in each school in the District has, as of the date of certification, sufficient textbooks or instructional materials, or both, in the Core and Required Subject Areas, and, in those instances in which the initial verification indicated that an insufficiency existed, that the insufficiency has been remedied; and

Whereas, The District has put into place procedures by which it will address, on an ongoing and continuous basis, reported subsequent identified needs for textbooks or instructional materials, or both, in the Core and Required Subject Areas; and

Whereas, The Superintendent of Schools, or designee, verifies, on an on-going and continuous basis, the subsequent identified needs for textbooks or instructional materials, or both, in Core and Required Subject Areas and funds appropriate requests within 10 days of the receipt of the request; and

Whereas, The Superintendent of Schools, or designee, will ensure, on an on-going and continuous basis, that orders for needed textbooks or instructional materials or both, in Core and Required Subject Areas will be placed within 5 days of Library & Textbook Support confirming the quantities required; and

Whereas, The Board of Education must make a determination regarding the availability of laboratory science equipment, as applicable, to science courses offered in grades 9 to 12; and

Whereas, In August and September of the 2026-2027 school year, all principals of school offering science laboratory courses in grades 9 to 12, and Region Superintendents in the District have provided verifications and supporting documentation indicating sufficient science laboratory equipment in science laboratory courses offered in grades 9 to 12; and now, therefore be it

Resolved, That the Board of Education of the City of Los Angeles finds that, as of the date of this hearing, for the 2026-2027 school year, all pupils in all schools in the District have been provided with sufficient textbooks or instructional materials, or both, that are aligned to the content standards and are consistent with the content and cycles of the curriculum framework adopted by the State Board of Education in the Core and Required Subject areas; and

Resolved, Further, that the Board of Education declares that as of the date of this hearing, for the 2026-2027 school year, all science laboratory classes offered in grades 9 to 12 in the District have been provided with sufficient science laboratory materials; and

Resolved, Further, That the Board of Education declares that it has timely and fully complied with the requirements of section 60119 of the Education Code for the 2026-2027 school year.

APPROVED: Pia Sadaqatmal, Chief Academic Officer, Division of Instruction

Attachment B

Aviso Público **Distrito Escolar Unificado de Los Ángeles** **Aviso Público**
División de Instrucción

AUDIENCIA PÚBLICA PARA LA CERTIFICACIÓN DE LIBROS DE TEXTOS Y MATERIALES DE INSTRUCCIÓN

Comentarios solicitados el 15 de septiembre de 2026, en la reunión de la Mesa Directiva de Educación

Se invita a padres, maestros, administradores, estudiantes y miembros de la comunidad a participar en una audiencia pública sobre la resolución de la suficiencia de libros de textos y materiales de instrucción. La resolución será actuada en la audiencia pública el 15 de septiembre de 2026, en la reunión de la Mesa Directiva de Educación, que se llevará a cabo en la sala de la Mesa Directiva de Educación en el 333 South Beaudry Ave., la cual está programada para empezar entre las 4:00 p.m. y 6:00 p.m. Lo siguiente será considerado:

CERTIFICACIÓN DE AUDIENCIA PÚBLICA PARA LIBROS DE TEXTO Y MATERIALES DE INSTRUCCIÓN

Mientras que, como destinatario de los fondos del estado para los materiales de instrucción, la Mesa Directiva de Educación de la Ciudad de Los Ángeles está obligada bajo la sección 60119 del código educativo, a tener una audiencia pública e invitar la participación y los comentarios de padres, maestros, miembros y líderes de las uniones y otros miembros de la comunidad en esta resolución y que certifiquen la existencia de libros de texto y materiales de instrucción para todos los estudiantes del Distrito Escolar; y

Mientras que, la Mesa Directiva de Educación ha proveído por lo menos diez (10) días de notificación de la audiencia pública puesta por lo menos en tres (3) lugares públicos dentro del Distrito indicando la hora, lugar, y propósito de la audiencia; y

Mientras que, la Mesa Directiva de Educación tiene que determinar, por medio de esta resolución, que cada estudiante en cada escuela del Distrito tiene suficientes libros de texto o materiales de instrucción, o ambos, que están alineados a las normas y son consistentes con el contenido y los ciclos de la estructura del currículo adoptado por la Mesa Directiva Estatal de Educación en matemáticas, ciencias, historia ciencias sociales, lectura/lenguaje y literatura, incluyendo el componente del desarrollo del idioma inglés (“ELD”) del programa adoptado (“Áreas de Asignaturas Común”); y

Mientras que, por medio de esta resolución, La Mesa Directiva de Educación, tiene que determinar que cada estudiante inscrito en un curso de idioma extranjero o de salud, tiene suficientes libros de texto o materiales de instrucción, o ambos, que son consistentes con el contenido y los ciclos de estructura del currículo adoptado por la Mesa Directiva Estatal de Educación para esas materias (“Áreas de Asignaturas Requeridas”); y

Mientras que, la sección 60119 del código educativo define que suficientes libros de texto y materiales de instrucción significa que cada estudiante, incluyendo aprendices de inglés, tiene un libro de texto o materiales de instrucción, o ambos, para uso en el salón de clase y en su hogar, que están alineado a las normas, en las áreas de asignaturas comunes y requeridas. Sección 60119 no requiere dos libros de texto o materiales de instrucción para cada estudiante; y

Mientras que, En el año escolar 2025–2026, el Distrito gastó $53.8 millones en libros de texto básicos y requeridos. Para los años escolares 2026–2027 y 2027–2028, el Distrito ha asignado $77 millones por cada año para la compra de libros de texto adicionales básicos y requeridos. Al 20 de julio de 2026, el Distrito ya ha gastado y comprometido $11.4 millones para el año escolar 2026–2027.; y

Mientras que, en agosto y septiembre del año escolar 2026-2027, todos los maestros, directores de las escuelas y superintendentes de las regiones han provisto certificaciones y documentación indicando si cada estudiante en cada escuela del Distrito tiene, desde el día que fue certificado, suficientes libros de textos o materiales de instrucción, o ambos, en las áreas de asignaturas comunes y requeridas, en esos instantes en la cual la certificación inicial indique que alguna insuficiencia existe, que la insuficiencia haya sido remediada; y

Mientras que, el Distrito ha establecido procedimientos por los cuales tratarán, en forma continua, necesidades de libros de textos o materiales de instrucción, o ambos, reportadas posteriormente, en las áreas de asignaturas comunes y requeridas; y

Mientras que, el superintendente de las escuelas, o persona designada, verifique, en forma continua, las necesidades identificadas posteriormente, de libros de textos o materiales de instrucción, o ambos, en las áreas de asignaturas comunes y requeridas, y apruebe los fondos apropiados dentro de 10 días de recibir la petición; y

Mientras que, el superintendente de las escuelas, o persona designada, asegurará, en forma continua, que los pedidos de los libros de textos o materiales de instrucción, o ambos, necesitados, en las áreas de asignaturas comunes y requeridas, sean ordenados dentro de 5 días de que el departamento de Apoyo a Bibliotecas y Libros de Textos confirme las cantidades requeridas; y

Mientras que, la Mesa Directiva de Educación debe determinar en cuanto a la disponibilidad de equipo de laboratorios de ciencia, como sea aplicable, hacia cursos de laboratorios de ciencia ofrecidos en los grados 9 a 12; y

Mientras que, en agosto y septiembre del año escolar 2026-2027, todos los directores de escuelas ofreciendo cursos de laboratorio de ciencia en los grados 9 a 12, y superintendentes de las regiones en el distrito, han provisto certificaciones y documentación que indica suficiente equipo de laboratorios de ciencia en los cursos de laboratorios de ciencia ofrecidos en los grados del 9 a 12; y ahora, por lo tanto ya sea

Resuelto, que la Mesa Directiva de Educación de la ciudad de Los Ángeles encontró que, a partir de la fecha de esta audiencia para el año escolar 2026-2027, todos los estudiantes en todas las escuelas en el Distrito han recibido los libros de textos o materiales de instrucción, o ambos, que están alineados a las normas de contenido, y son consistente con el contenido y los ciclos de la estructura del currículo adoptados por la Mesa Directiva Estatal de Educación en las áreas de asignaturas comunes y requeridas; y

Resuelto, además, que la Mesa Directiva de Educación declara que a partir de la fecha de esta audiencia, para el año escolar 2026 – 2027, de que todas las clases de laboratorios de ciencias ofrecidas en los grados 9 a 12 en el distrito han sido provistos con suficiente materiales para laboratorios de ciencia; y

Resuelto, además, que la Mesa Directiva de Educación declara que ha cumplido en total y con tiempo apropiado los requisitos de la sección 60119 del código para educación del año escolar de 2026-2027.

APROBADO: Pia Sadaqatmal, Directora General en lo Académico División de Instrucción

Los Angeles Unified School District

333 S. Beaudry Ave., Los Angeles, CA 90017
1208 Magnolia Ave., Gardena, CA 90247
9945 Laurel Canyon Blvd., Pacoima, CA 91331

Board of Education Report

File #: Rep-045-26/27, **Version:** 1 **Agenda Date:** 9/15/2026
In Control: Finance Division

Unaudited Actuals Financial Report for Fiscal Year 2025-26, Multi-Year Projections and Gann Limit Resolution - PUBLIC HEARING
Finance Office

Brief Description:
(Unaudited Actuals Financial Report for Fiscal Year 2025-26, Multi-Year Projections, and Gann Limit Resolution - Public Hearing) Recommends approval of the Unaudited Actuals Financial Report for Fiscal Year 2025-26 and adoption of the Gann Limit Resolution.

Action Proposed:
Approve the Unaudited Actuals Financial Report for Fiscal Year 2025-26 (Attachment A) and direct staff to take all necessary actions to submit the report to the Los Angeles County Superintendent of Schools (CSS) as required by Education Code Section 42100 and adopt the Gann Limit Resolution as required under Education Code Section 42132 (Attachment B).

Background:
Education Code Section 42100 requires the District to submit an annual statement of all receipts and expenditures for all funds of the preceding fiscal year to the Los Angeles County Office of Education (LACOE) on or before September 15th.

Under Education Code Section 42132, the District must also adopt a resolution identifying an estimated appropriations limit for the current year and an actual appropriations limit for the preceding year. The Gann Limit places limits on the growth of expenditures for publicly funded programs.

Although the Gann Limit calculations are provided as part of the Unaudited Actuals Financial Report, a specific resolution is required by statute.

Expected Outcomes:
The District's statement of revenues and expenditures (unaudited actuals) for Fiscal Year 2025-26 shall be filed with the County Superintendent of Schools in compliance with Education Code 42100. The budget beginning balance for the current fiscal year (2026-27) shall be updated based on the Unaudited Actuals Financial Report.

The adopted Gann Limit Resolution shall be presented to the public.

Board Options and Consequences:
Board approval and filing of the Unaudited Actuals Financial Report and the adoption of the Gann Limit Resolution are statutorily mandated.

A "Yes" vote would allow the District to comply with the requirements of Ed Code by submitting the required report and resolution.

A “No” vote, shall cause the District to be non-compliant with Education Code requirements.

Policy Implications:
Submission of the District’s Unaudited Actuals Financial Report for Fiscal Year 2025-26 and adoption of the Gann Limit Resolution shall comply with Education Code and the Los Angeles County Office of Education requirements.

Budget Impact:
Fiscal Year 2026-27 carryover balances for schools and offices shall be adjusted based upon updated actual ending balances from the prior fiscal year and in accordance with current carryover policies.

Student Impact:
Compliance with Education Codes 42100 and 42132 ensures that the District shall continue to operate and serve its student population.

Equity Impact:

Component	Score	Score Rationale
Recognition	**4**	Unaudited Actuals are an annual statement reporting the financial activities of the District prior to audit. Revenues and expenditures reported ranges from “not recognizing historical inequities” to “actively recognizing and specifying historical inequities”. While some allocations of resources are district-wide, some investments are allocated using metrics that recognize historical inequities.
Resource Prioritization	**4**	Resource prioritization varies from a district-wide perspective to a targeted student population to address the unique needs for specific student groups and provide additional support to accelerate gains in closing learning gaps.
Results	**4**	Resources are allocated to the extent that it would improve student achievement and equity across all student groups in alignment with the District’s Strategic Plan.
TOTAL	**12**	

Issues and Analysis:
For the fiscal year ending June 30, 2026, the District was able to meet its financial commitments and required ending balances, as set forth in the District’s Budget and Finance Policy. The unaudited actuals resulted in a General Fund unrestricted/unassigned balance of $1,606 million which is $62 million lower than estimated actuals. This shall be considered in the Budget for fiscal year 2026-27.

Attachments:
Attachment A - Unaudited Actuals Financial Report for Fiscal Year 2025-26
Attachment B - Gann Limit Resolution

Submitted:
08/31/26

RESPECTFULLY SUBMITTED,

ANDRÉS E. CHAIT
Superintendent of Schools

APPROVED BY:

SAMAN BRAVO-KARIMI
Chief Financial Officer
Finance Office

REVIEWED BY:

DEVORA NAVERA REED
General Counsel

✓ Approved as to form.

REVIEWED BY:

KURT E. JOHN
Deputy Chief Financial Officer

✓ Approved as to budget impact statement.

UNAUDITED ACTUALS REPORT FOR FISCAL YEAR ENDED JUNE 30, 2026, MULTI-YEAR PROJECTIONS, AND GANN LIMIT RESOLUTION

At the end of each fiscal year, the District closes the books, reviews actual revenues and expenditures, and calculates ending balances. This work results in the Unaudited Actuals Financial Report (Report). The Board of Education (Board) is requested to approve the Report for submittal to the Los Angeles County Office of Education (LACOE), as required under Education Code Section 42100. The District's external auditors review the Report and the final results are presented in the Audited Annual Financial Report (AAFR). The AAFR is the District's official audited financial record for the fiscal year ended June 30, 2026.

Education Code Section 42132 requires the Board to adopt a Gann Limit Resolution establishing limits on growth in spending. The District has never exceeded the Gann Limit.

I. MAJOR HIGHLIGHTS

- The 2025-26 Unaudited Actuals Financial Report presents actual revenues, expenditures, and ending balances. This executive summary compares unaudited actual results with the most recent prior projections, the "estimated actuals," presented with the budget to the board on June 16, 2026, and incorporates the District's 2026-27 Fiscal Stabilization Plan. The Unaudited Actuals reflect a 2025-26 General Fund unrestricted/unassigned ending balance that is $62 million lower than at June's estimated actuals.

- As shown in the following table, the District's General Fund (unrestricted and restricted) continues to face fiscal challenges, with expenditures exceeding revenues, even after the implementation of the 2026-27 Fiscal Stabilization Plan.

General Fund Unrestricted and Restricted

(In Millions)	2025-26	2026-27	2027-28	2028-29
Revenues	$ 10,231	$ 10,165	$ 9,997	$ 9,428
Expenditures	$ 11,565	$ 11,535	$ 10,463	$ 10,089
Deficit Spending	$ (1,334)	$ (1,371)	$ (466)	$ (661)
Ending Balances	$ 3,181	$ 1,810	$ 1,345	$ 683
Ending Balance of Fund 17	$ 599	$ 498	$ -	$ -
Total Ending Balances with Fund 17	$ 3,781	$ 2,308	$ 1,345	$ 683

- While annual operating deficits are projected, the District anticipates meeting its financial obligations through the use of one-time ending fund balances and the full implementation of the Fiscal Stabilization Plans. As a result, the General Fund (unrestricted and restricted) is projected to decrease to an ending balance of $683million in 2028-29.

- In a letter dated July 2, 2026, the Los Angeles County Office of Education (LACOE) determined that the District meets the criteria for a "Lack of Going Concern" designation. As a result, the County Superintendent assigned a Fiscal Expert to assist the District in an advisory and diagnostic capacity.

- With the full implementation of the 2026-27 Fiscal Stabilization Plan, the District anticipates meeting the statutory 1% Reserve for Economic Uncertainties (REU) requirement for 2026-27 and the two subsequent years.

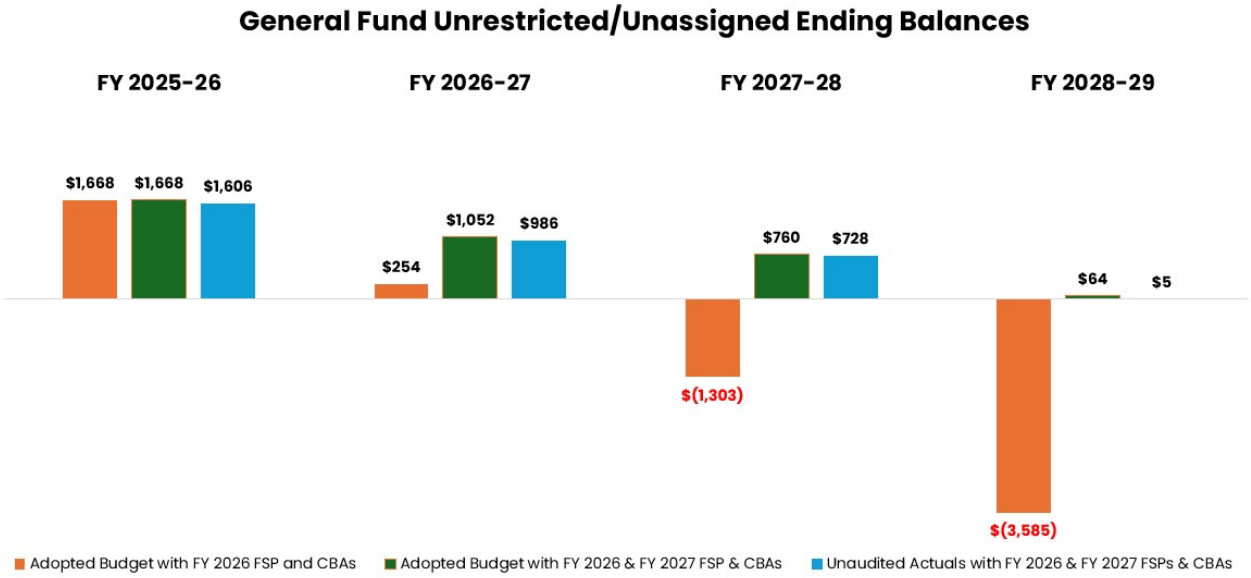

II. GANN LIMIT

In 1979, Proposition 4 set limits on the growth of spending, commonly known as the Gann Limit. Education Code Section 42132 requires Board to adopt a resolution establishing the District's current year estimated appropriations limit and the prior year actual appropriations limit. The District's Gann limits are $4.18 billion for 2025-26 and $4.24 billion for 2026-27. The District met the required limitations. In practice, the Gann limit has become a formality because the Gann limit has risen faster than the District's appropriations. Nonetheless, the District remains required to report the calculations and adopt a resolution.

III. CHANGES IN GENERAL FUND REVENUES, EXPENDITURES, AND ENDING BALANCES FOR FISCAL YEAR ENDED JUNE 30, 2026

Table 1
Summary of 2025-26 General Fund Revenue
(in millions)

	Unrestricted			Restricted		
	Estimated Actuals (EA)	Unaudited Actuals (UA)	Variance UA vs EA	Estimated Actuals (EA)	Unaudited Actuals (UA)	Variance UA vs EA
LCFF Sources	$ 6,417	$ 6,423	$ 6	$ 34	$ 35	$ 1
Federal Revenues	1	2	1	765	742	(23)
Other State Revenues	159	165	5	1,826	1,856	30
Other Local Revenues	341	345	4	148	142	(7)
Total Revenues	**$ 6,919**	**$ 6,935**	**$ 16**	**$ 2,773**	**$ 2,774**	**$ 1**

Revenues

Unrestricted General Fund Revenue – Unaudited Actuals are higher than Estimated Actuals by $16 million, which represents a 0.2% variance. The net increase in revenue is primarily attributed to the following:

- $6 million increase in LCFF primarily due to an increase in ADA for affiliated charter schools.
- $1 million increase in federal revenue due to 2023 winter storm reimbursement from FEMA that is offset by corresponding expenditure for the same amount.
- $5 million increase in other state revenue primarily due to higher lottery revenue.
- $4 million increase in other local revenue primarily due to higher interest income.

Restricted General Fund Revenue – Unaudited Actuals are higher than Estimated Actuals by $1 million. Federal revenues are comprised primarily of grants, which recognize revenue based on expenditures incurred. The increase is primarily attributed to the following:

- $1 million increase in LCFF due to higher special education property tax apportionment.
- $23 million decrease in federal revenues primarily due to reduced spending in ESSA, Title I and Title II grants.
- $30 million increase in other state revenues primarily attributed to STRS on behalf pension contribution.
- $7 million decrease in other local revenues primarily due to a decrease in medical billing option reimbursements.

Table 2
Summary of 2025-26 General Fund Expenditures
(in millions)

	Unrestricted			Restricted		
	Estimated Actuals (EA)	Unaudited Actuals (UA)	Variance UA vs EA	Estimated Actuals (EA)	Unaudited Actuals (UA)	Variance UA vs EA
Certificated Salaries	$ 2,784	$ 2,824	$ 40	$ 1,438	$ 1,401	$ (37)
Classified Salaries	1,034	1,015	(19)	809	816	7
Employee Benefits	1,783	1,798	15	1,404	1,407	3
Books & Supplies	243	181	(62)	252	174	(79)
Services & Other Operating Expense	731	716	(16)	824	789	(35)
Capital Outlay	7	40	33	23	32	9
Other Outgo	10	33	23	-	0	0
Total Expenditures	**$ 6,591**	**$ 6,606**	**$ 15**	**$ 4,751**	**$ 4,619**	**$ (132)**

Expenditures

Unrestricted General Fund Expenditures – Unaudited Actuals are higher than Estimated Actuals by $15 million, representing a 0.2% variance. The net increase is primarily attributable to the following:

- $36 million increase in salaries and benefits, driven by lower compensation transfers to Expanded Learning Opportunities Program (ELOP), which resulted in higher unrestricted expenditures.
- $21 million decrease in other expenditures, such as $3 million in cybersecurity contracts and $12 million in instructional materials.

Restricted General Fund Expenditures – Unaudited Actuals are lower than Estimated Actuals by $132 million, representing a 3% variance. This decrease is primarily attributed to the following:

- $99 million decrease in ELOP expenditures due to lower General Fund unrestricted compensation transfers to ELOP and lower spending at schools for various activities, such as athletics and the Cultural Arts Passport.
- $43 million decrease in kitchen infrastructure and training funds due to purchases being planned for fiscal year 2026-27 instead of fiscal year 2025-26.
- $10 million increase in other various restricted programs.

Table 3
Summary of 2025-26 General Fund Other Financing Sources/Uses/Indirect Cost
(in millions)

	Unrestricted			Restricted		
	Estimated Actuals (EA)	Unaudited Actuals (UA)	Variance UA vs EA	Estimated Actuals (EA)	Unaudited Actuals (UA)	Variance UA vs EA
Transfers In	$ 60	$ 63	$ 3	$ -	$ 0	$ 0
Other Sources	347	460	113	-	-	-
Contributions	(1,856)	(1,881)	(25)	1,856	1,881	25
Subtotal - Other Financing Sources	(1,448)	(1,358)	90	1,856	1,881	25
Indirect Cost	(337)	(326)	11	285	274	(10)
Transfers Out	334	392	58	0	0	-
Other Uses	-	-	-	-	-	-
Subtotal - Indirect Cost and Other Financing Uses	(3)	66	68	285	274	(10)
Net	**$ (1,445)**	**$ (1,424)**	**$ 22**	**$ 1,571**	**$ 1,607**	**$ 36**

Net Contributions/Transfers/Indirect Costs – The increase of $113 million in Other Sources at Unaudited Actuals compared to Estimated Actuals is due to $66 million Judgment Obligation Bonds (JOB) third issuance of non-revolving credit, additional $42 million fire damage reimbursement, and recognition of additional $5 million per Governmental Accounting Standards Board (GASB) 96 Subscription Based Information Technology Arrangements (SBITA). An increase in General Fund contribution is due to an increase in special education programs of $33 million offset by a reduction in Routine Restricted Maintenance Account (RRMA) of $8 million.

Table 4
Summary of 2025-26 General Fund Ending Balance
(in millions)

	Unrestricted			Restricted		
	Estimated Actuals (EA)	Unaudited Actuals (UA)	Variance UA vs EA	Estimated Actuals (EA)	Unaudited Actuals (UA)	Variance UA vs EA
Nonspendable	$ 51	$ 43	$ (8)	$ -		$ -
Restricted	-		-	477	648	171
Committed	46	46	(0)	-		-
Assigned	623	718	95	-		-
Unassigned-Reserve for Economic Uncertainties	120	120	0	-		-
Unassigned/Unappropriated	1,668	1,606	(62)	-		-
Ending Balance	**$ 2,507**	**$ 2,533**	**$ 26**	**$ 477**	**$ 648**	**$ 171**
Fund 17, Special Reserve Fund	590	599	9	-	-	-

Ending Balance - The changes discussed above resulted in an overall increase of $26 million in the Unrestricted ending balance and an increase of $171 million in the Restricted ending balance. The ending balance is composed of non-spendable, restricted, committed, assigned, and unassigned categories. The unassigned balance will be used to balance future fiscal years.

- Nonspendable Ending Balance: funds that are not available for expenditure because they are in spendable form, either because they will never convert to cash or must remain intact because of legal or contractual requirements. The unaudited actuals amount is $8 million lower than estimated actuals.

- Restricted Ending Balance: unspent balance from legally restricted funding sources. The unaudited actuals amount is $171 million higher than estimated actuals.

- Committed Ending Balance: funds are subject to internal policies and constraints. These policies are self-imposed by the District's higher level of decision-making authority. The unaudited amount is $46 million for federal uncertainties which is the same as estimated actuals.

- Assigned Ending Balance: carryover funds that are intended to be used for a specific purpose (see Appendix I). The unaudited actual assigned ending balance is $718 million which is $95 million higher than estimated actuals.

- Unassigned-Reserve for Economic Uncertainties (REU): reserve required by the State's Criteria and Standards for fiscal solvency. The District's statutory reserve is 1% of total General Fund expenditure and other financing uses. The unaudited actuals amount of $120 million is the same as estimated actuals.

- Unrestricted/Unassigned Ending Balance: residual fund balances that cannot be reported in the other components of unrestricted ending balance. The unaudited actuals unrestricted/unassigned ending balance is $1,606 million which is $62 million lower than estimated actuals.

IV. OVERVIEW OF DISTRICT FUNDS

The Unaudited Actuals Financial Report comprises of all District funds. The District uses fund accounting to assess stewardship and compliance. Funds are grouped as follows:

1. ***Operating Funds*** are composed of the General Fund, Adult Education Fund, Child Development Fund, Cafeteria Fund, and Special Reserve Fund for Other Than Capital Outlay. These funds are used for the day-to-day operation of the District's schools and offices.

2. ***Capital Projects Funds*** account for the acquisition, construction, or upgrade of facilities. The funding comes primarily from the sale of voter-approved bonds. These funds may not be used for the general day-to-day operations as voters approved them for specific capitalized projects which will benefit current and future students.

3. ***Internal Service Funds*** are used for the payment of employee health and welfare benefits, workers' compensation, and liability insurance. The majority of funds accumulated in the Internal Service Funds come from funds generated by positions funded in the other funds. For example, *the cost of a teacher's health and welfare benefits* funded by the General Fund is transferred from the General Fund to the Health and Welfare Fund, which is one of the Internal Service Funds.

4. ***Debt Service Funds*** are used for the payment of interest and principal debts associated with long-term bonds for capital projects.

5. ***Fiduciary Fund*** is composed of the Other Post-Employment Benefit (OPEB) Fund. This fund is dedicated for the health and welfare benefits of current and future retirees of the District.

6. ***Student Body Fund*** is used to account for the transactions of student organizations in schools that are established to raise and spend money on behalf of student activities that are non-instructional.

All Funds - Revenues and Expenditures
(amounts in billions)

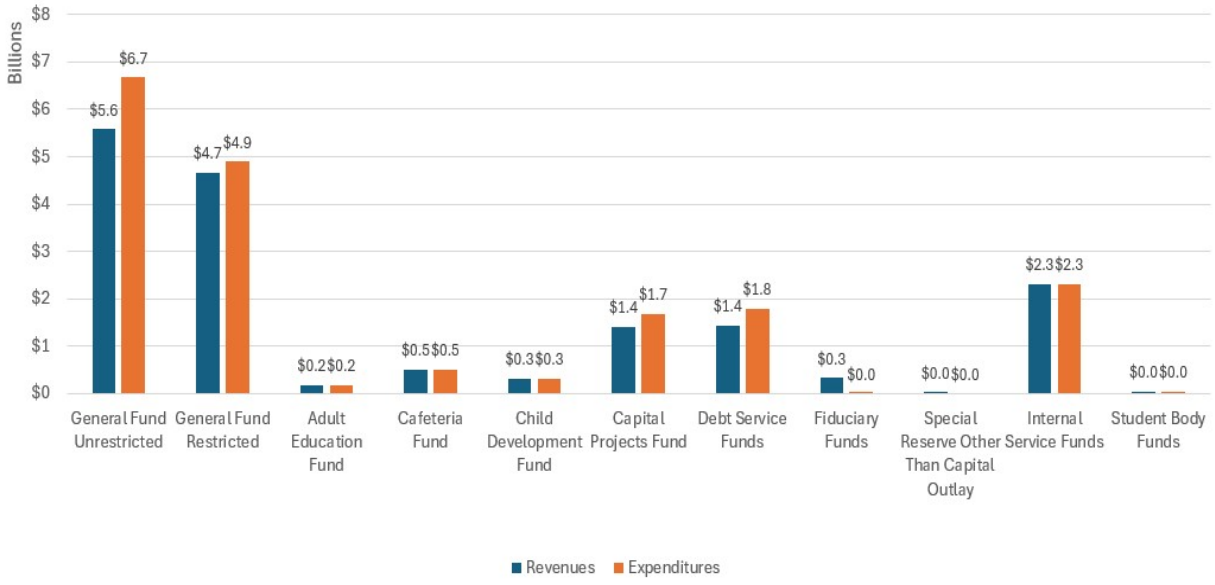

V. GENERAL FUND UNRESTRICTED/UNASSIGNED MULTI-YEAR PROJECTIONS

The chart below shows the net changes in General Fund unrestricted/unassigned balances by comparing 2025-26 unaudited actuals to June's 2026-27 adopted budget, and assumes the full implementation of the 2026-27 Fiscal Stabilization Plan. This considers cumulative projected increases and decreases in revenues and expenditures across the multi-year projection period:

Amounts in Millions	2025-26	2026-27	2027-28	2028-29
Unrestricted/Unassigned Ending Balance at Adopted Budget June 23, 2026 (with 2025-26 Fiscal Stabilization Plan)	**$1,668**	**$254**	**$ (1,303)**	**$ (3,585)**
Changes From Adopted Budget to Unaudited Actuals	$(62)	$732	$2,031	$3,590
Unrestricted/Unassigned Ending Balance at Unaudited Actuals September 15, 2026 (with 2025-26 and 2026-27 Fiscal Stabilization Plans)	**$1,606**	**$986**	**$728**	**$5**

The 2025-26 unrestricted/unassigned ending balance of $1,606 million is included in the multi-year projection and results in an estimated unrestricted/unassigned ending balance of $5 million by the end of 2028-29.

Major changes in revenues in 2026-27, 2027-28, and 2028-29 when compared to Adopted Budget include the following:

- Revenues from the Enacted State Budget, as listed in the 2026-27 FSP such as Student Support and Professional Development Discretionary Block Grant, Learning Recovery Emergency Block Grant, and increase in special education base rates.

Net changes in estimated expenditures, contributions, and assignments in 2026-27, 2027-28, and 2028-29 are projected to change the estimated ending balance. Major changes in 2026-27, 2027-28, and 2028-29 when compared to Adopted Budget include the following:

- Expenditure reductions, as listed in 2026-27 FSP such as central office reductions for positions and contracts/non-labor, no contribution to the Other Post-Employment Benefits (OPEB) trust, and reductions in Student Equity Needs Index (SENI)
- Set-aside for paid pregnancy leave of $7 million in 2026-27 and $14 million starting in 2027-28
- Special Education accruals of $34 million for Non-Public Schools (NPS) and $20 million for due process
- Updates to contributions to Routine Repair and Maintenance Account (RRMA) and Reserve for Economic Uncertainties (REU) to meet statutory requirements. RRMA increased by $2 million for 2026-27 but decreased by $31 million and $35 million for 2027-28 and 2028-29, respectively. REU increased by $1 million for 2026-27 but decreased by $10 million and $12 million for 2027-28 and 2028-29, respectively.

Committed and Assigned Ending Balances

Appendix I shows committed and assigned ending balances by program. Committed balances reflect the Board-approved resolution to protect against federal uncertainties and set aside pending labor agreements. Assigned balances or carryovers include programs with corresponding matching revenues, such as donations, filming, civic centers permits, class fees, and other fees for service programs.

SUMMARY OF ASSIGNED BALANCES BY ACTIVITY
(Dollars in Millions)

Activity	FY 2025-26 Estimates	FY 2026-27 Estimates	FY 2027-28 Estimates	FY 2028-29 Estimates
FSP - School Carryover	$ 360.0	$ -	$ -	$ -
FSP - Reassess Earmarked Balances	$ 175.2	$ 175.2	$ -	$ -
Access & Equity Programs	$ 16.9	$ 0.4	$ 0.4	$ 0.4
Community Schools	$ 5.8	$ 3.1	$ 4.1	$ 4.1
Greening / Climate / Cyber Protection	$ 31.0	$ 30.4	$ 30.4	$ 30.4
School Discretionary Funds	$ 55.3	$ 37.8	$ 25.9	$ 32.9
Violence & Drug Prevention	$ 19.5	$ -	$ -	$ -
School Generated Donations	$ 58.2	$ 22.5	$ 26.4	$ 25.2
Community Challenge Grant	$ 0.1	$ -	$ -	$ -
All Others	$ (4.7)	$ -	$ -	$ -
Grand Total	**$ 717.4**	**$ 269.4**	**$ 87.1**	**$ 93.0**

ASSIGNED BALANCES
(Dollars in millions)

CATEGORY	PROGRAM	PROGRAM NAME	ACTIVITY	2025-26 Estimates	2026-27 Estimates	2027-28 Estimates	2028-29 Estimates
General Fund School Allocation	13027	General Fund School Program	School Discretionary Funds	$ 19.0	$ 19.0	$ -	$ -
School Site Programs	Various	Filming/Non-Filming Rental	School Generated Donations	30.8	9.9	13.8	12.6
School Site Programs	Various	School Donations	School Generated Donations	26.9	12.5	12.5	12.5
School Site Programs	13723	Charter School Categorical Block Grant	School Discretionary Funds	12.6	8.1	10.8	13.5
School Site Programs	15891	Student Attendance Incentive Program	School Discretionary Funds	7.2	3.5	6.1	8.8
School Site Programs	14503	Proposition 39 Over-Allocated Space-School	School Discretionary Funds	6.1	3.1	3.1	3.1
School Site Programs	11266	Community Schools Resolution	Community Schools	5.8	3.1	4.1	4.1
School Site Programs	10839	Per Pupil Settlement	Access & Equity Programs	3.2	-	-	-
School Site Programs	10687	Consolidated Administration - Private School Reservation	Access & Equity Programs	2.3	0.4	0.4	0.4
School Site Programs	11476	Civic Center Permit Program	School Discretionary Funds	2.2	-	-	-
School Site Programs	10679	Office of Eco-Sustainability Energy Rebate - School	Greening / Climate / Cyber Protection	2.0	2.3	2.3	2.3
School Site Programs	13724	Charter School Allocation In Lieu Of Economic Impact Aide	School Discretionary Funds	1.8	1.0	2.1	3.1
School Site Programs	10381	Lease/Rental Proceeds-Charter Agreement	School Discretionary Funds	1.6	1.0	1.0	1.0
School Site Programs	13950	Instructional Material Account-Library Fines	School Discretionary Funds	0.5	-	-	-
School Site Programs	10682	Partnership for Los Angeles Schools (PLAS) Donation	School Generated Donations	0.4	-	-	-
School Site Programs	11665	Band and Drill Uniforms	Access & Equity Programs	0.4	-	-	-
School Site Programs	10832	Saturday Academy (ADA Recovery)	School Discretionary Funds	0.2	-	-	-
School Site Programs	13229	Special Education-School Based Enterprise	School Discretionary Funds	0.2	-	-	-
School Site Programs	10194	Partner Program	School Generated Donations	0.2	-	-	-
School Site Programs	10581	School Community Violence Prevention	Violence & Drug Prevention	0.1	-	-	-
School Site Programs	17629	School Determined Education Program (SDEP) -Extended Kindergarten Program	Access & Equity Programs	0.1	-	-	-
School Site Programs	10644	Verizon/Homelessness and Foster Care Program - School	Access & Equity Programs	0.0	-	-	-
School Site Programs	Various	All Others	All Others	(4.2)	-	-	-
Supplemental and Concentration	10552	TSP (Targeted Student Population)-Student Equity Needs Index (SENI)	FSP - Reassess Earmarked Balances	85.3	85.3	-	-
Supplemental and Concentration	10544	TSP (Targeted Student Population)-Reserve for FY26 Student Equity Needs Index (SENI)	FSP - Reassess Earmarked Balances	89.9	89.9	-	-
Supplemental and Concentration	11659	TSP (Targeted Student Population)-Student Equity Needs Index (SENI) Priority Schools	Access & Equity Programs	8.9	-	-	-
Districtwide Costs	16928	Reserve for Non-Certificates of Participation Capital Projects	Greening / Climate / Cyber Protection	28.1	28.1	28.1	28.1
Districtwide Costs	10677	JUUL Settlement	Violence & Drug Prevention	17.9	-	-	-
Districtwide Costs	10857	Program Support Cost (PSC) & Other Fee for Service	Violence & Drug Prevention	1.5	-	-	-
Districtwide Costs	13782	Charter Fee for Service - Maintenance & Operations	School Discretionary Funds	0.9	-	-	-
Districtwide Costs	10593	Energy Rebate Conservation Administration	Greening / Climate / Cyber Protection	0.2	-	-	-
Districtwide Costs	10676	Community Challenge Grant	Community Challenge Grant	0.1	-	-	-
Districtwide Costs	14707	Facilities Laundry Service Washer/Dryer Installation/Utilities	Access & Equity Programs	0.1	-	-	-
Districtwide Costs	Various	All Others	All Others	(0.1)	-	-	-
Central Office	14423	Incentive-Breakfast-Discretionary	School Discretionary Funds	3.1	2.1	2.7	3.4
Central Office	10719	LGBTQ+ Liasons and Support-Non School	Access & Equity Programs	1.8	-	-	-
Central Office	12654	Board Members Discretionary Funds	All Others	0.8	-	-	-
Central Office	10724	District Administration - Rents	All Others	0.5	-	-	-
Central Office	10605	Energy Rebate Conservation-Central Office	Greening / Climate / Cyber Protection	0.4	-	-	-
Central Office	13269	Office of Eco-Sustainability Energy Rebate - Central	Greening / Climate / Cyber Protection	0.3	-	-	-
Central Office	10643	Verizon/Homelessness and Foster Care Program - Central	Access & Equity Programs	0.2	-	-	-
Central Office	Various	All Others	All Others	(1.7)	-	-	-
Fiscal Stabilization Plan	16929	Proportionality On-Hold Pending Plan	FSP - School Carryover	270.5	-	-	-
Fiscal Stabilization Plan	16929	School Programs On-Hold Pending Plan	FSP - School Carryover	89.5	-	-	-
Grand Total				**$ 717.4**	**$ 269.4**	**$ 87.1**	**$ 93.0**

COMMITTED BALANCES
(Dollars in millions)

CATEGORY	PROGRAM	PROGRAM NAME		2025-26 Estimates	2026-27 Estimates	2027-28 Estimates	2028-29 Estimates
Districtwide Costs	16929	Reserve for Federal Reduction		$ 46.1	$ 46.1	$ 46.1	$ 46.1
Districtwide Costs	16929	Reserve for California School Employees Association (CSEA) Salary Agreement		$ -	$ 37.0	$ 85.0	$ 132.5
Districtwide Costs	16929	Reserve for Teamsters Salary Agreement		$ -	$ 24.3	$ 55.4	$ 86.3
Districtwide Costs	16929	Reserve for Los Angeles School Police Association (LASPA) and Los Angeles School Police Management Association (LASPMA) Salary Agreement		$ -	$ 2.1	$ 4.8	$ 7.5
Grand Total				**$ 46.1**	**$ 109.5**	**$ 191.3**	**$ 272.4**

UNAUDITED ACTUAL FINANCIAL REPORT:

To the County Superintendent of Schools:

2025-26 UNAUDITED ACTUAL FINANCIAL REPORT. This report was prepared in accordance with Education Code Section 41010 and is hereby approved and filed by the governing board of the school district pursuant to Education Code Section 42100.

Signed: _____ Date of Meeting: _____

Clerk / Secretary of the Governing Board

(Original signature required)

Printed Name: _____ Title: _____

To the Superintendent of Public Instruction:

2025-26 UNAUDITED ACTUAL FINANCIAL REPORT. This report has been verified for accuracy by the County Superintendent of Schools pursuant to Education Code Section 42100.

Signed: _____ Date: _____

County Superintendent/Designee

(Original signature required)

Printed Name: _____ Title: _____

For additional information on the unaudited actual reports, please contact:

For County Office of Education:	For School District:
Sean Kearney	Ernie Thomas
Name	Name
Business Services Consultant	Controller
Title	Title
(562) 940-1806	(213) 241-2737
Telephone	Telephone
kearney_sean@lacoe.edu	ernie.thomas@lausd.net
E-mail Address	E-mail Address

Following is a summary of the critical data elements contained in your unaudited actual data. Since these data may have fiscal implications for your agency, please verify their accuracy before filing your unaudited actual financial reports.

Form	Description	Value
CEA	Percent of Current Cost of Education Expended for Classroom Compensation	54.48%
	Must equal or exceed 60% for elementary, 55% for unified, and 50% for high school districts or future apportionments may be affected. (EC 41372)	
	CEA Deficiency Amount	$46,519,482.52
	Applicable to districts not exempt from the requirement and not meeting the minimum classroom compensation percentage - see Form CEA for further details.	
ESMOE	Every Student Succeeds Act (ESSA) Maintenance of Effort (MOE) Determination	MOE Met
	If MOE Not Met, the 2027-28 apportionment may be reduced by the lesser of the following two percentages:	
	MOE Deficiency Percentage - Based on Total Expenditures	0.00%
	MOE Deficiency Percentage - Based on Expenditures Per ADA	0.00%
GANN	Adjustments to Appropriations Limit Per Government Code Section 7902.1	$0.00
	Adjusted Appropriations Limit	$4,178,699,652.16
	Appropriations Subject to Limit	$4,178,699,652.16
	These amounts represent the board approved Appropriations Limit and Appropriations Subject to Limit pursuant to Government Code Section 7906 and EC 42132.	
ICR	Preliminary Proposed Indirect Cost Rate	4.89%
	Fixed-with-carry-forward indirect cost rate for use in 2027-28 subject to CDE approval.	

G = General Ledger Data; S = Supplemental Data

Form	Description	Data Supplied For: 2025-26 Unaudited Actuals	2026-27 Budget
01	General Fund/County School Service Fund	GS	GS
08	Student Activity Special Revenue Fund	G	G
09	Charter Schools Special Revenue Fund		
10	Special Education Pass-Through Fund		
11	Adult Education Fund	G	G
12	Child Development Fund	G	G
13	Cafeteria Special Revenue Fund	G	G
14	Deferred Maintenance Fund		
15	Pupil Transportation Equipment Fund		
17	Special Reserve Fund for Other Than Capital Outlay Projects	G	G
18	School Bus Emissions Reduction Fund		
19	Foundation Special Revenue Fund		
20	Special Reserve Fund for Postemployment Benefits		
21	Building Fund	G	G
25	Capital Facilities Fund	G	G
30	State School Building Lease-Purchase Fund		
35	County School Facilities Fund	G	G
40	Special Reserve Fund for Capital Outlay Projects	G	G
49	Capital Project Fund for Blended Component Units		
51	Bond Interest and Redemption Fund	G	G
52	Debt Service Fund for Blended Component Units		
53	Tax Override Fund	G	G
56	Debt Service Fund	G	G
57	Foundation Permanent Fund		
61	Cafeteria Enterprise Fund		
62	Charter Schools Enterprise Fund		
63	Other Enterprise Fund		
66	Warehouse Revolving Fund		
67	Self-Insurance Fund	G	G
71	Retiree Benefit Fund	G	G
73	Foundation Private-Purpose Trust Fund		
76	Warrant/Pass-Through Fund		
95	Student Body Fund		
A	Average Daily Attendance	S	S
ASSET	Schedule of Capital Assets	S	
CA	Unaudited Actuals Certification	S	
CAT	Schedule for Categoricals		
CEA	Current Expense Formula/Minimum Classroom Comp. - Actuals	GS	
DEBT	Schedule of Long-Term Liabilities	GS	
ESMOE	Every Student Succeeds Act Maintenance of Effort	GS	
GANN	Appropriations Limit Calculations	GS	GS
ICR	Indirect Cost Rate Worksheet	GS	
L	Lottery Report	GS	

PCRAF	Program Cost Report Schedule of Allocation Factors	GS	
PCR	Program Cost Report	GS	
SEA	Special Education Revenue Allocations		
SEAS	Special Education Revenue Allocations Setup (SELPA Selection)		
SIAA	Summary of Interfund Activities - Actuals	G	

Description	Resource Codes	Object Codes	2025-26 Unaudited Actuals Unrestricted (A)	Restricted (B)	Total Fund col. A + B (C)	2026-27 Budget Unrestricted (D)	Restricted (E)	Total Fund col. D + E (F)	% Diff Column C & F
A. REVENUES									
1) LCFF Sources		8010-8099	6,422,711,771.84	34,548,187.00	6,457,259,958.84	6,558,825,905.00	33,605,946.00	6,592,431,851.00	2.1%
2) Federal Revenue		8100-8299	2,083,761.46	741,956,677.17	744,040,438.63	1,769,989.00	719,000,384.00	720,770,373.00	-3.1%
3) Other State Revenue		8300-8599	164,683,300.53	1,855,845,128.16	2,020,528,428.69	137,456,597.00	1,617,494,175.00	1,754,950,772.00	-13.1%
4) Other Local Revenue		8600-8799	344,963,915.48	141,621,794.77	486,585,710.25	230,131,575.00	49,445,006.00	279,576,581.00	-42.5%
5) TOTAL, REVENUES			6,934,442,749.31	2,773,971,787.10	9,708,414,536.41	6,928,184,066.00	2,419,545,511.00	9,347,729,577.00	-3.7%
B. EXPENDITURES									
1) Certificated Salaries		1000-1999	2,824,089,496.30	1,401,064,733.36	4,225,154,229.66	3,202,514,374.00	1,095,322,458.00	4,297,836,832.00	1.7%
2) Classified Salaries		2000-2999	1,014,550,442.67	815,885,669.52	1,830,436,112.19	1,097,971,265.00	661,143,775.00	1,759,115,040.00	-3.9%
3) Employee Benefits		3000-3999	1,798,234,321.28	1,406,464,951.31	3,204,699,272.59	2,034,618,691.00	1,353,650,868.96	3,388,269,559.96	5.7%
4) Books and Supplies		4000-4999	180,919,419.93	173,457,751.91	354,377,171.84	289,358,420.00	468,155,071.07	757,513,491.07	113.8%
5) Services and Other Operating Expenditures		5000-5999	715,594,310.04	788,996,362.76	1,504,590,672.80	580,460,583.00	554,398,867.00	1,134,859,450.00	-24.6%
6) Capital Outlay		6000-6999	40,391,402.60	32,313,303.95	72,704,706.55	50,416,748.00	4,494,706.00	54,911,454.00	-24.5%
7) Other Outgo (excluding Transfers of Indirect Costs)		7100-7299 7400-7499	32,703,689.93	370,441.80	33,074,131.73	7,553,474.00	0.00	7,553,474.00	-77.2%
8) Other Outgo - Transfers of Indirect Costs		7300-7399	(326,266,040.53)	274,240,524.17	(52,025,516.36)	(284,178,832.00)	229,479,152.00	(54,699,680.00)	5.1%
9) TOTAL, EXPENDITURES			6,280,217,042.22	4,892,793,738.78	11,173,010,781.00	6,978,714,723.00	4,366,644,898.03	11,345,359,621.03	1.5%
C. EXCESS (DEFICIENCY) OF REVENUES OVER EXPENDITURES BEFORE OTHER FINANCING SOURCES AND USES (A5 - B9)			654,225,707.09	(2,118,821,951.68)	(1,464,596,244.59)	(50,530,657.00)	(1,947,099,387.03)	(1,997,630,044.03)	36.4%
D. OTHER FINANCING SOURCES/USES									
1) Interfund Transfers									
a) Transfers In		8900-8929	62,880,095.07	131,517.51	63,011,612.58	122,624,759.00	0.00	122,624,759.00	94.6%
b) Transfers Out		7600-7629	391,834,234.02	74,750.44	391,908,984.46	69,117,005.00	0.00	69,117,005.00	-82.4%
2) Other Sources/Uses									
a) Sources		8930-8979	459,960,303.80	0.00	459,960,303.80	944,360.00	0.00	944,360.00	-99.8%
b) Uses		7630-7699	0.00	0.00	0.00	0.00	0.00	0.00	0.0%
3) Contributions		8980-8999	(1,881,193,759.92)	1,881,193,759.92	0.00	(1,755,247,938.00)	1,755,247,938.00	0.00	0.0%
4) TOTAL, OTHER FINANCING SOURCES/USES			(1,750,187,595.07)	1,881,250,526.99	131,062,931.92	(1,700,795,824.00)	1,755,247,938.00	54,452,114.00	-58.5%
E. NET INCREASE (DECREASE) IN FUND BALANCE (C + D4)			(1,095,961,887.98)	(237,571,424.69)	(1,333,533,312.67)	(1,751,326,481.00)	(191,851,449.03)	(1,943,177,930.03)	45.7%
F. FUND BALANCE, RESERVES									
1) Beginning Fund Balance									
a) As of July 1 - Unaudited		9791	3,568,205,325.91	889,657,276.35	4,457,862,602.26	2,532,917,983.38	648,403,222.61	3,181,321,205.99	-28.6%
b) Audit Adjustments		9793	56,765,189.65	226,726.75	56,991,916.40	0.00	0.00	0.00	-100.0%
c) As of July 1 - Audited (F1a + F1b)			3,624,970,515.56	889,884,003.10	4,514,854,518.66	2,532,917,983.38	648,403,222.61	3,181,321,205.99	-29.5%
d) Other Restatements		9795	3,909,355.80	(3,909,355.80)	0.00	(25,720,037.97)	(171,468,378.58)	(197,188,416.55)	New
e) Adjusted Beginning Balance (F1c + F1d)			3,628,879,871.36	885,974,647.30	4,514,854,518.66	2,507,197,945.41	476,934,844.03	2,984,132,789.44	-33.9%
2) Ending Balance, June 30 (E + F1e)			2,532,917,983.38	648,403,222.61	3,181,321,205.99	755,871,464.41	285,083,395.00	1,040,954,859.41	-67.3%
Components of Ending Fund Balance									
a) Nonspendable									
Revolving Cash		9711	0.00	0.00	0.00	2,924,517.00	0.00	2,924,517.00	New
Stores		9712	38,585,071.29	0.00	38,585,071.29	35,307,966.00	0.00	35,307,966.00	-8.5%
Prepaid Items		9713	4,793,422.28	24,942.19	4,818,364.47	12,372,345.00	18,535.00	12,390,880.00	157.2%
All Others		9719	0.00	0.00	0.00	0.00	0.00	0.00	0.0%
b) Restricted		9740	0.00	648,378,280.64	648,378,280.64	0.00	285,064,860.00	285,064,860.00	-56.0%
c) Committed									
Stabilization Arrangements		9750	0.00	0.00	0.00	0.00	0.00	0.00	0.0%
Other Commitments		9760	46,110,802.00	0.00	46,110,802.00	109,492,478.00	0.00	109,492,478.00	137.5%
d) Assigned									
Other Assignments		9780	717,424,144.00	0.00	717,424,144.00	227,809,994.00	0.00	227,809,994.00	-68.2%
e) Unassigned/Unappropriated									
Reserve for Economic Uncertainties		9789	119,800,000.00	0.00	119,800,000.00	114,300,000.00	0.00	114,300,000.00	-4.6%
Unassigned/Unappropriated Amount		9790	1,606,204,543.81	(.22)	1,606,204,543.59	253,664,164.41	0.00	253,664,164.41	-84.2%
G. ASSETS									
1) Cash									
a) in County Treasury		9110	2,991,000,389.37	861,130,041.58	3,852,130,430.95				
1) Fair Value Adjustment to Cash in County Treasury		9111	(82,589,539.63)	0.00	(82,589,539.63)				
b) in Banks		9120	6,107,656.76	0.00	6,107,656.76				
c) in Revolving Cash Account		9130	0.00	0.00	0.00				
d) with Fiscal Agent/Trustee		9135	0.00	0.00	0.00				
e) Collections Awaiting Deposit		9140	0.00	0.00	0.00				
2) Investments		9150	0.00	0.00	0.00				
3) Accounts Receivable		9200	120,578,314.30	1,709,343.50	122,287,657.80				
4) Due from Grantor Government		9290	335,307,886.91	322,151,795.87	657,459,682.78				
5) Due from Other Funds		9310	30,000,000.00	0.00	30,000,000.00				

Description	Resource Codes	Object Codes	2025-26 Unaudited Actuals Unrestricted (A)	Restricted (B)	Total Fund col. A + B (C)	2026-27 Budget Unrestricted (D)	Restricted (E)	Total Fund col. D + E (F)	% Diff Column C & F
6) Stores		9320	38,585,071.29	0.00	38,585,071.29				
7) Prepaid Expenditures		9330	4,793,422.28	24,942.19	4,818,364.47				
8) Other Current Assets		9340	0.00	0.00	0.00				
9) Lease Receivable		9380	10,853,175.31	0.00	10,853,175.31				
10) TOTAL, ASSETS			3,454,636,376.59	1,185,016,123.14	4,639,652,499.73				
H. DEFERRED OUTFLOWS OF RESOURCES									
1) Deferred Outflows of Resources		9490	0.00	0.00	0.00				
2) TOTAL, DEFERRED OUTFLOWS			0.00	0.00	0.00				
I. LIABILITIES									
1) Accounts Payable		9500	887,430,614.49	456,232,333.09	1,343,662,947.58				
2) Due to Grantor Governments		9590	23,372,908.76	13,315,249.29	36,688,158.05				
3) Due to Other Funds		9610	0.00	0.00	0.00				
4) Current Loans		9640	0.00	0.00	0.00				
5) Unearned Revenue		9650	61,694.65	67,065,318.15	67,127,012.80				
6) TOTAL, LIABILITIES			910,865,217.90	536,612,900.53	1,447,478,118.43				
J. DEFERRED INFLOWS OF RESOURCES									
1) Deferred Inflows of Resources		9690	10,853,175.31	0.00	10,853,175.31				
2) TOTAL, DEFERRED INFLOWS			10,853,175.31	0.00	10,853,175.31				
K. FUND EQUITY									
Ending Fund Balance, June 30									
(must agree with line F2) (G10 + H2) - (I6 + J2)			2,532,917,983.38	648,403,222.61	3,181,321,205.99				
LCFF SOURCES									
Principal Apportionment									
State Aid - Current Year		8011	3,696,254,578.38	0.00	3,696,254,578.38	3,830,741,291.00	0.00	3,830,741,291.00	3.6%
Education Protection Account State Aid - Current Year		8012	905,315,404.00	0.00	905,315,404.00	941,733,240.00	0.00	941,733,240.00	4.0%
State Aid - Prior Years		8019	1,508,436.00	0.00	1,508,436.00	0.00	0.00	0.00	-100.0%
Tax Relief Subventions									
Homeowners' Exemptions		8021	6,046,886.00	0.00	6,046,886.00	6,150,800.00	0.00	6,150,800.00	1.7%
Timber Yield Tax		8022	0.00	0.00	0.00	0.00	0.00	0.00	0.0%
Other Subventions/In-Lieu Taxes		8029	11,564,833.00	0.00	11,564,833.00	13,040,688.00	0.00	13,040,688.00	12.8%
County & District Taxes									
Secured Roll Taxes		8041	1,696,845,636.00	0.00	1,696,845,636.00	1,702,962,250.00	0.00	1,702,962,250.00	0.4%
Unsecured Roll Taxes		8042	52,457,548.00	0.00	52,457,548.00	51,696,151.00	0.00	51,696,151.00	-1.5%
Prior Years' Taxes		8043	46,703,830.00	0.00	46,703,830.00	40,053,487.00	0.00	40,053,487.00	-14.2%
Supplemental Taxes		8044	31,029,459.00	0.00	31,029,459.00	26,596,679.00	0.00	26,596,679.00	-14.3%
Education Revenue Augmentation Fund (ERAF)		8045	281,693,459.00	0.00	281,693,459.00	245,805,687.00	0.00	245,805,687.00	-12.7%
Community Redevelopment Funds (SB 617/699/1992)		8047	158,477,909.00	0.00	158,477,909.00	155,907,682.00	0.00	155,907,682.00	-1.6%
Penalties and Interest from Delinquent Taxes		8048	0.00	0.00	0.00	0.00	0.00	0.00	0.0%
Miscellaneous Funds (EC 41604)									
Royalties and Bonuses		8081	0.00	0.00	0.00	0.00	0.00	0.00	0.0%
Other In-Lieu Taxes		8082	0.00	0.00	0.00	0.00	0.00	0.00	0.0%
Less: Non-LCFF (50%) Adjustment		8089	0.00	0.00	0.00	0.00	0.00	0.00	0.0%
Subtotal, LCFF Sources			6,887,897,978.38	0.00	6,887,897,978.38	7,014,687,955.00	0.00	7,014,687,955.00	1.8%
LCFF Transfers									
Unrestricted LCFF Transfers - Current Year	0000	8091	0.00		0.00	0.00		0.00	0.0%
All Other LCFF Transfers - Current Year	All Other	8091	0.00	0.00	0.00	0.00	0.00	0.00	0.0%
Transfers to Charter Schools in Lieu of Property Taxes		8096	(465,186,206.54)	0.00	(465,186,206.54)	(455,862,050.00)	0.00	(455,862,050.00)	-2.0%
Property Taxes Transfers		8097	0.00	34,548,187.00	34,548,187.00	0.00	33,605,946.00	33,605,946.00	-2.7%
LCFF Transfers - Prior Years		8099	0.00	0.00	0.00	0.00	0.00	0.00	0.0%
TOTAL, LCFF SOURCES			6,422,711,771.84	34,548,187.00	6,457,259,958.84	6,558,825,905.00	33,605,946.00	6,592,431,851.00	2.1%
FEDERAL REVENUE									
Maintenance and Operations		8110	0.00	0.00	0.00	0.00	0.00	0.00	0.0%
Special Education Entitlement		8181	0.00	161,143,936.17	161,143,936.17	0.00	138,317,981.00	138,317,981.00	-14.2%
Special Education Discretionary Grants		8182	0.00	13,182,947.35	13,182,947.35	0.00	12,007,878.00	12,007,878.00	-8.9%
Child Nutrition Programs		8220	0.00	0.00	0.00	0.00	0.00	0.00	0.0%
Donated Food Commodities		8221	0.00	0.00	0.00	0.00	0.00	0.00	0.0%
Forest Reserve Funds		8260	33,301.25	0.00	33,301.25	0.00	0.00	0.00	-100.0%
Flood Control Funds		8270	0.00	0.00	0.00	0.00	0.00	0.00	0.0%
Wildlife Reserve Funds		8280	0.00	0.00	0.00	0.00	0.00	0.00	0.0%
FEMA		8281	584,056.09	0.00	584,056.09	0.00	0.00	0.00	-100.0%
Interagency Contracts Between LEAs		8285	0.00	0.00	0.00	0.00	0.00	0.00	0.0%
Pass-Through Revenues from Federal Sources		8287	0.00	0.00	0.00	0.00	0.00	0.00	0.0%
Title I, Part A, Basic	3010	8290		441,646,619.06	441,646,619.06		423,767,577.00	423,767,577.00	-4.0%
Title I, Part D, Local Delinquent Programs	3025	8290		0.00	0.00		0.00	0.00	0.0%
Title II, Part A, Supporting Effective Instruction	4035	8290		22,258,398.43	22,258,398.43		29,696,467.00	29,696,467.00	33.4%

Description	Resource Codes	Object Codes	2025-26 Unaudited Actuals Unrestricted (A)	Restricted (B)	Total Fund col. A + B (C)	2026-27 Budget Unrestricted (D)	Restricted (E)	Total Fund col. D + E (F)	% Diff Column C & F
Title III, Immigrant Student Program	4201	8290		3,465,140.08	3,465,140.08		2,830,722.00	2,830,722.00	-18.3%
Title III, English Learner Program	4203	8290		8,636,982.19	8,636,982.19		10,224,230.00	10,224,230.00	18.4%
Public Charter Schools Grant Program (PCSGP)	4610	8290		0.00	0.00		0.00	0.00	0.0%
Other Every Student Succeeds Act	3040, 3060, 3061, 3110, 3150, 3155, 3182, 4037, 4123, 4124, 4126, 4127, 5630	8290		65,100,695.27	65,100,695.27		85,870,509.00	85,870,509.00	31.9%
Career and Technical Education	3500-3599	8290		7,566,474.42	7,566,474.42		0.00	0.00	-100.0%
All Other Federal Revenue	All Other	8290	1,466,404.12	18,955,484.20	20,421,888.32	1,769,989.00	16,285,020.00	18,055,009.00	-11.6%
TOTAL, FEDERAL REVENUE			2,083,761.46	741,956,677.17	744,040,438.63	1,769,989.00	719,000,384.00	720,770,373.00	-3.1%
OTHER STATE REVENUE									
Other State Apportionments									
Special Education Master Plan									
Current Year	6500	8311		440,242,346.00	440,242,346.00		445,743,021.00	445,743,021.00	1.2%
Prior Years	6500	8319		(888,151.00)	(888,151.00)		0.00	0.00	-100.0%
All Other State Apportionments - Current Year	All Other	8311	0.00	4,048,167.00	4,048,167.00	0.00	4,048,167.00	4,048,167.00	0.0%
All Other State Apportionments - Prior Years	All Other	8319	0.00	0.00	0.00	0.00	0.00	0.00	0.0%
Child Nutrition Programs		8520	0.00	2,073,022.45	2,073,022.45	0.00	0.00	0.00	-100.0%
Mandated Costs Reimbursements		8550	17,936,226.00	0.00	17,936,226.00	17,935,051.00	0.00	17,935,051.00	0.0%
Lottery - Unrestricted and Instructional Materials		8560	73,920,356.80	32,516,387.58	106,436,744.38	68,867,590.00	29,721,802.00	98,589,392.00	-7.4%
Tax Relief Subventions									
Restricted Levies - Other									
Homeowners' Exemptions		8575	0.00	0.00	0.00	0.00	0.00	0.00	0.0%
Other Subventions/In-Lieu Taxes		8576	0.00	0.00	0.00	0.00	0.00	0.00	0.0%
Pass-Through Revenues from									
State Sources		8587	0.00	0.00	0.00	0.00	0.00	0.00	0.0%
Expanded Learning Opportunities Program (ELO-P)	2600	8590		468,954,559.00	468,954,559.00		469,461,183.00	469,461,183.00	0.1%
After School Education and Safety (ASES)	6010	8590		86,717,315.77	86,717,315.77		81,062,218.00	81,062,218.00	-6.5%
Charter School Facility Grant	6030	8590		0.00	0.00		0.00	0.00	0.0%
Drug/Alcohol/Tobacco Funds	6650, 6690, 6695	8590		920,230.06	920,230.06		0.00	0.00	-100.0%
California Clean Energy Jobs Act	6230	8590		0.00	0.00		0.00	0.00	0.0%
Career Technical Education Incentive Grant Program	6387	8590		12,841,988.92	12,841,988.92		17,290,530.00	17,290,530.00	34.6%
Arts and Music in Schools (Prop 28)	6770	8590		81,430,127.00	81,430,127.00		81,429,186.00	81,429,186.00	0.0%
American Indian Early Childhood Education	7210	8590		0.00	0.00		0.00	0.00	0.0%
Specialized Secondary	7370	8590		59,758.98	59,758.98		0.00	0.00	-100.0%
All Other State Revenue	All Other	8590	72,826,717.73	726,929,376.40	799,756,094.13	50,653,956.00	488,738,068.00	539,392,024.00	-32.6%
TOTAL, OTHER STATE REVENUE			164,683,300.53	1,855,845,128.16	2,020,528,428.69	137,456,597.00	1,617,494,175.00	1,754,950,772.00	-13.1%
OTHER LOCAL REVENUE									
Other Local Revenue									
County and District Taxes									
Other Restricted Levies									
Secured Roll		8615	0.00	0.00	0.00	0.00	0.00	0.00	0.0%
Unsecured Roll		8616	0.00	0.00	0.00	0.00	0.00	0.00	0.0%
Prior Years' Taxes		8617	0.00	0.00	0.00	0.00	0.00	0.00	0.0%
Supplemental Taxes		8618	0.00	0.00	0.00	0.00	0.00	0.00	0.0%
Non-Ad Valorem Taxes									
Parcel Taxes		8621	0.00	0.00	0.00	0.00	0.00	0.00	0.0%
Other		8622	0.00	0.00	0.00	0.00	0.00	0.00	0.0%
Community Redevelopment Funds Not Subject to LCFF Deduction		8625	0.00	0.00	0.00	0.00	0.00	0.00	0.0%
Penalties and Interest from Delinquent Non-LCFF Taxes		8629	0.00	0.00	0.00	0.00	0.00	0.00	0.0%
Sales									
Sale of Equipment/Supplies		8631	717,516.55	0.00	717,516.55	446,149.00	0.00	446,149.00	-37.8%
Sale of Publications		8632	0.00	0.00	0.00	0.00	0.00	0.00	0.0%
Food Service Sales		8634	0.00	0.00	0.00	0.00	0.00	0.00	0.0%
All Other Sales		8639	0.00	0.00	0.00	207,000.00	0.00	207,000.00	New
Leases and Rentals		8650	30,960,857.39	0.00	30,960,857.39	28,716,150.00	0.00	28,716,150.00	-7.3%
Interest		8660	119,875,532.82	0.00	119,875,532.82	65,436,195.00	0.00	65,436,195.00	-45.4%
Net Increase (Decrease) in the Fair Value of Investments		8662	40,766,457.72	0.00	40,766,457.72	0.00	0.00	0.00	-100.0%
Fees and Contracts									
Adult Education Fees		8671	0.00	0.00	0.00	0.00	0.00	0.00	0.0%
Non-Resident Students		8672	350.00	0.00	350.00	70,000.00	0.00	70,000.00	19,900.0%
Transportation Fees From Individuals		8675	0.00	0.00	0.00	0.00	0.00	0.00	0.0%
Interagency Services		8677	0.00	0.00	0.00	0.00	0.00	0.00	0.0%
Mitigation/Developer Fees		8681	0.00	0.00	0.00	0.00	0.00	0.00	0.0%

Description	Resource Codes	Object Codes	2025-26 Unaudited Actuals Unrestricted (A)	Restricted (B)	Total Fund col. A + B (C)	2026-27 Budget Unrestricted (D)	Restricted (E)	Total Fund col. D + E (F)	% Diff Column C & F
All Other Fees and Contracts		8689	44,715,872.48	0.00	44,715,872.48	42,214,172.00	0.00	42,214,172.00	-5.6%
Other Local Revenue									
Plus: Miscellaneous Funds Non-LCFF (50 Percent) Adjustment		8691	0.00	0.00	0.00	0.00	0.00	0.00	0.0%
Pass-Through Revenue from Local Sources		8697	0.00	0.00	0.00	0.00	0.00	0.00	0.0%
All Other Local Revenue		8699	107,927,328.52	141,621,794.77	249,549,123.29	93,041,909.00	49,020,857.00	142,062,766.00	-43.1%
Tuition		8710	0.00	0.00	0.00	0.00	424,149.00	424,149.00	New
All Other Transfers In		8781-8783	0.00	0.00	0.00	0.00	0.00	0.00	0.0%
Transfers of Apportionments									
Special Education SELPA Transfers									
From Districts or Charter Schools	6500	8791		0.00	0.00		0.00	0.00	0.0%
From County Offices	6500	8792		0.00	0.00		0.00	0.00	0.0%
From JPAs	6500	8793		0.00	0.00		0.00	0.00	0.0%
Other Transfers of Apportionments									
From Districts or Charter Schools	All Other	8791	0.00	0.00	0.00	0.00	0.00	0.00	0.0%
From County Offices	All Other	8792	0.00	0.00	0.00	0.00	0.00	0.00	0.0%
From JPAs	All Other	8793	0.00	0.00	0.00	0.00	0.00	0.00	0.0%
All Other Transfers In from All Others		8799	0.00	0.00	0.00	0.00	0.00	0.00	0.0%
TOTAL, OTHER LOCAL REVENUE			344,963,915.48	141,621,794.77	486,585,710.25	230,131,575.00	49,445,006.00	279,576,581.00	-42.5%
TOTAL, REVENUES			6,934,442,749.31	2,773,971,787.10	9,708,414,536.41	6,928,184,066.00	2,419,545,511.00	9,347,729,577.00	-3.7%
CERTIFICATED SALARIES									
Certificated Teachers' Salaries		1100	2,015,538,792.44	834,848,812.48	2,850,387,604.92	2,422,793,291.00	633,392,976.00	3,056,186,267.00	7.2%
Certificated Pupil Support Salaries		1200	355,223,763.79	225,219,115.94	580,442,879.73	324,166,889.00	184,585,434.00	508,752,323.00	-12.4%
Certificated Supervisors' and Administrators' Salaries		1300	298,681,120.23	132,175,845.01	430,856,965.24	322,185,158.00	101,275,601.00	423,460,759.00	-1.7%
Other Certificated Salaries		1900	154,645,819.84	208,820,959.93	363,466,779.77	133,369,036.00	176,068,447.00	309,437,483.00	-14.9%
TOTAL, CERTIFICATED SALARIES			2,824,089,496.30	1,401,064,733.36	4,225,154,229.66	3,202,514,374.00	1,095,322,458.00	4,297,836,832.00	1.7%
CLASSIFIED SALARIES									
Classified Instructional Salaries		2100	52,482,580.24	460,991,735.94	513,474,316.18	39,762,213.00	366,703,439.00	406,465,652.00	-20.8%
Classified Support Salaries		2200	363,756,653.37	167,197,876.92	530,954,530.29	474,510,910.00	136,143,302.00	610,654,212.00	15.0%
Classified Supervisors' and Administrators' Salaries		2300	46,270,121.90	4,986,832.10	51,256,954.00	44,087,031.00	5,400,666.00	49,487,697.00	-3.5%
Clerical, Technical and Office Salaries		2400	404,630,601.83	94,693,615.77	499,324,217.60	416,322,849.00	70,530,749.00	486,853,598.00	-2.5%
Other Classified Salaries		2900	147,410,485.33	88,015,608.79	235,426,094.12	123,288,262.00	82,365,619.00	205,653,881.00	-12.6%
TOTAL, CLASSIFIED SALARIES			1,014,550,442.67	815,885,669.52	1,830,436,112.19	1,097,971,265.00	661,143,775.00	1,759,115,040.00	-3.9%
EMPLOYEE BENEFITS									
STRS		3101-3102	525,203,986.91	647,870,135.89	1,173,074,122.80	607,380,358.00	576,196,844.96	1,183,577,202.96	0.9%
PERS		3201-3202	260,929,504.43	195,256,600.87	456,186,105.30	286,002,774.00	151,038,839.00	437,041,613.00	-4.2%
OASDI/Medicare/Alternative		3301-3302	118,567,451.45	80,715,210.88	199,282,662.33	127,163,205.00	64,972,893.00	192,136,098.00	-3.6%
Health and Welfare Benefits		3401-3402	548,910,911.26	297,694,842.42	846,605,753.68	664,231,291.00	387,394,967.00	1,051,626,258.00	24.2%
Unemployment Insurance		3501-3502	2,353,588.93	1,086,006.09	3,439,595.02	2,128,982.00	894,862.00	3,023,844.00	-12.1%
Workers' Compensation		3601-3602	67,473,390.09	38,419,463.06	105,892,853.15	60,906,700.00	31,438,326.00	92,345,026.00	-12.8%
OPEB, Allocated		3701-3702	186,203,704.46	103,334,680.09	289,538,384.55	200,661,083.00	103,050,809.00	303,711,892.00	4.9%
OPEB, Active Employees		3751-3752	88,574,928.95	42,088,012.01	130,662,940.96	86,144,298.00	38,663,328.00	124,807,626.00	-4.5%
Other Employee Benefits		3901-3902	16,854.80	0.00	16,854.80	0.00	0.00	0.00	-100.0%
TOTAL, EMPLOYEE BENEFITS			1,798,234,321.28	1,406,464,951.31	3,204,699,272.59	2,034,618,691.00	1,353,650,868.96	3,388,269,559.96	5.7%
BOOKS AND SUPPLIES									
Approved Textbooks and Core Curricula Materials		4100	31,833,347.24	35,466,834.09	67,300,181.33	57,057,798.00	29,722,052.00	86,779,850.00	28.9%
Books and Other Reference Materials		4200	1,006,919.55	5,192,167.15	6,199,086.70	757,101.00	29,284.00	786,385.00	-87.3%
Materials and Supplies		4300	133,062,545.20	117,088,012.62	250,150,557.82	228,769,743.00	435,367,959.07	664,137,702.07	165.5%
Noncapitalized Equipment		4400	15,012,897.84	14,052,317.35	29,065,215.19	2,762,778.00	1,690,400.00	4,453,178.00	-84.7%
Food		4700	3,710.10	1,658,420.70	1,662,130.80	11,000.00	1,345,376.00	1,356,376.00	-18.4%
TOTAL, BOOKS AND SUPPLIES			180,919,419.93	173,457,751.91	354,377,171.84	289,358,420.00	468,155,071.07	757,513,491.07	113.8%
SERVICES AND OTHER OPERATING EXPENDITURES									
Subagreements for Services		5100	55,295,387.08	484,934,471.12	540,229,858.20	0.00	408,010,853.00	408,010,853.00	-24.5%
Travel and Conferences		5200	4,885,238.71	7,772,330.31	12,657,569.02	1,663,000.00	879,543.00	2,542,543.00	-79.9%
Dues and Memberships		5300	674,741.04	314,592.86	989,333.90	402,135.00	188,900.00	591,035.00	-40.3%
Insurance		5400 - 5499	151,109,959.70	0.00	151,109,959.70	163,869,093.00	0.00	163,869,093.00	8.4%
Operations and Housekeeping Services		5500	213,636,468.08	18,148,648.52	231,785,116.60	187,800,036.00	22,702,000.00	210,502,036.00	-9.2%
Rentals, Leases, Repairs, and Noncapitalized Improvements		5600	12,425,779.09	16,678,559.22	29,104,338.31	14,043,781.00	2,455,820.00	16,499,601.00	-43.3%
Transfers of Direct Costs		5710	0.00	0.00	0.00	0.00	0.00	0.00	0.0%
Transfers of Direct Costs - Interfund		5750	(1,801,379.40)	1,793,099.40	(8,280.00)	0.00	0.00	0.00	-100.0%
Professional/Consulting Services and Operating Expenditures		5800 - 5899	250,445,803.79	258,714,985.14	509,160,788.93	178,138,658.00	119,847,316.00	297,985,974.00	-41.5%
Communications		5900	28,922,311.95	639,676.19	29,561,988.14	34,543,880.00	314,435.00	34,858,315.00	17.9%
TOTAL, SERVICES AND OTHER OPERATING EXPENDITURES			715,594,310.04	788,996,362.76	1,504,590,672.80	580,460,583.00	554,398,867.00	1,134,859,450.00	-24.6%
CAPITAL OUTLAY									
Land		6100	0.00	0.00	0.00	0.00	0.00	0.00	0.0%

Description	Resource Codes	Object Codes	2025-26 Unaudited Actuals Unrestricted (A)	Restricted (B)	Total Fund col. A + B (C)	2026-27 Budget Unrestricted (D)	Restricted (E)	Total Fund col. D + E (F)	% Diff Column C & F
Land Improvements		6170	807,095.58	5,651,375.39	6,458,470.97	0.00	0.00	0.00	-100.0%
Buildings and Improvements of Buildings		6200	15,472,329.25	18,905,031.66	34,377,360.91	43,362,438.00	4,468,806.00	47,831,244.00	39.1%
Books and Media for New School Libraries or Major Expansion of School Libraries		6300	0.00	0.00	0.00	0.00	0.00	0.00	0.0%
Equipment		6400	15,341,371.78	7,436,387.25	22,777,759.03	1,790,078.00	25,900.00	1,815,978.00	-92.0%
Equipment Replacement		6500	0.00	0.00	0.00	5,264,232.00	0.00	5,264,232.00	New
Lease Assets		6600	0.00	0.00	0.00	0.00	0.00	0.00	0.0%
Subscription Assets		6700	8,770,605.99	320,509.65	9,091,115.64	0.00	0.00	0.00	-100.0%
TOTAL, CAPITAL OUTLAY			40,391,402.60	32,313,303.95	72,704,706.55	50,416,748.00	4,494,706.00	54,911,454.00	-24.5%
OTHER OUTGO (excluding Transfers of Indirect Costs)									
Tuition									
Tuition for Instruction Under Interdistrict									
Attendance Agreements		7110	0.00	0.00	0.00	0.00	0.00	0.00	0.0%
State Special Schools		7130	146,968.78	0.00	146,968.78	538,966.00	0.00	538,966.00	266.7%
Tuition, Excess Costs, and/or Deficit Payments									
Payments to Districts or Charter Schools		7141	0.00	0.00	0.00	11,500.00	0.00	11,500.00	New
Payments to County Offices		7142	6,895,828.00	0.00	6,895,828.00	6,000,000.00	0.00	6,000,000.00	-13.0%
Payments to JPAs		7143	0.00	0.00	0.00	0.00	0.00	0.00	0.0%
Transfers of Pass-Through Revenues									
To Districts or Charter Schools		7211	0.00	20,400.00	20,400.00	0.00	0.00	0.00	-100.0%
To County Offices		7212	0.00	0.00	0.00	0.00	0.00	0.00	0.0%
To JPAs		7213	0.00	0.00	0.00	0.00	0.00	0.00	0.0%
Special Education SELPA Transfers of Apportionments									
To Districts or Charter Schools	6500	7221		0.00	0.00		0.00	0.00	0.0%
To County Offices	6500	7222		0.00	0.00		0.00	0.00	0.0%
To JPAs	6500	7223		0.00	0.00		0.00	0.00	0.0%
Other Transfers of Apportionments	All Other	7221-7223	831,279.00	0.00	831,279.00	1,003,008.00	0.00	1,003,008.00	20.7%
All Other Transfers		7281-7283	0.00	0.00	0.00	0.00	0.00	0.00	0.0%
All Other Transfers Out to All Others		7299	0.00	0.00	0.00	0.00	0.00	0.00	0.0%
Debt Service									
Debt Service - Interest		7438	4,605,306.65	607.36	4,605,914.01	0.00	0.00	0.00	-100.0%
Other Debt Service - Principal		7439	20,224,307.50	349,434.44	20,573,741.94	0.00	0.00	0.00	-100.0%
TOTAL, OTHER OUTGO (excluding Transfers of Indirect Costs)			32,703,689.93	370,441.80	33,074,131.73	7,553,474.00	0.00	7,553,474.00	-77.2%
OTHER OUTGO - TRANSFERS OF INDIRECT COSTS									
Transfers of Indirect Costs		7310	(274,240,524.17)	274,240,524.17	0.00	(229,479,152.00)	229,479,152.00	0.00	0.0%
Transfers of Indirect Costs - Interfund		7350	(52,025,516.36)	0.00	(52,025,516.36)	(54,699,680.00)	0.00	(54,699,680.00)	5.1%
TOTAL, OTHER OUTGO - TRANSFERS OF INDIRECT COSTS			(326,266,040.53)	274,240,524.17	(52,025,516.36)	(284,178,832.00)	229,479,152.00	(54,699,680.00)	5.1%
TOTAL, EXPENDITURES			6,280,217,042.22	4,892,793,738.78	11,173,010,781.00	6,978,714,723.00	4,366,644,898.03	11,345,359,621.03	1.5%
INTERFUND TRANSFERS									
INTERFUND TRANSFERS IN									
From: Special Reserve Fund		8912	30,000,000.00	0.00	30,000,000.00	30,000,000.00	0.00	30,000,000.00	0.0%
From: Bond Interest and Redemption Fund		8914	0.00	0.00	0.00	0.00	0.00	0.00	0.0%
Other Authorized Interfund Transfers In		8919	32,880,095.07	131,517.51	33,011,612.58	92,624,759.00	0.00	92,624,759.00	180.6%
(a) TOTAL, INTERFUND TRANSFERS IN			62,880,095.07	131,517.51	63,011,612.58	122,624,759.00	0.00	122,624,759.00	94.6%
INTERFUND TRANSFERS OUT									
To: Child Development Fund		7611	0.00	0.00	0.00	0.00	0.00	0.00	0.0%
To: Special Reserve Fund		7612	0.00	0.00	0.00	0.00	0.00	0.00	0.0%
To State School Building Fund/County School Facilities Fund		7613	0.00	0.00	0.00	0.00	0.00	0.00	0.0%
To: Cafeteria Fund		7616	545,632.09	0.00	545,632.09	0.00	0.00	0.00	-100.0%
Other Authorized Interfund Transfers Out		7619	391,288,601.93	74,750.44	391,363,352.37	69,117,005.00	0.00	69,117,005.00	-82.3%
(b) TOTAL, INTERFUND TRANSFERS OUT			391,834,234.02	74,750.44	391,908,984.46	69,117,005.00	0.00	69,117,005.00	-82.4%
OTHER SOURCES/USES									
SOURCES									
State Apportionments									
Emergency Apportionments		8931	0.00	0.00	0.00	0.00	0.00	0.00	0.0%
Proceeds									
Proceeds from Disposal of Capital Assets		8953	50,750,825.00	0.00	50,750,825.00	10,000.00	0.00	10,000.00	-100.0%
Other Sources									
Transfers from Funds of Lapsed/Reorganized LEAs		8965	0.00	0.00	0.00	0.00	0.00	0.00	0.0%
Long-Term Debt Proceeds									
Proceeds from Certificates of Participation		8971	0.00	0.00	0.00	0.00	0.00	0.00	0.0%
Proceeds from Leases		8972	0.00	0.00	0.00	0.00	0.00	0.00	0.0%
Proceeds from Lease Revenue Bonds		8973	0.00	0.00	0.00	0.00	0.00	0.00	0.0%
Proceeds from SBITAs		8974	4,976,123.00	0.00	4,976,123.00	0.00	0.00	0.00	-100.0%
All Other Financing Sources		8979	404,233,355.80	0.00	404,233,355.80	934,360.00	0.00	934,360.00	-99.8%

Description	Resource Codes	Object Codes	2025-26 Unaudited Actuals Unrestricted (A)	Restricted (B)	Total Fund col. A + B (C)	2026-27 Budget Unrestricted (D)	Restricted (E)	Total Fund col. D + E (F)	% Diff Column C & F
(c) TOTAL, SOURCES			459,960,303.80	0.00	459,960,303.80	944,360.00	0.00	944,360.00	-99.8%
USES									
Transfers of Funds from Lapsed/Reorganized LEAs		7651	0.00	0.00	0.00	0.00	0.00	0.00	0.0%
All Other Financing Uses		7699	0.00	0.00	0.00	0.00	0.00	0.00	0.0%
(d) TOTAL, USES			0.00	0.00	0.00	0.00	0.00	0.00	0.0%
CONTRIBUTIONS									
Contributions from Unrestricted Revenues		8980	(1,881,198,254.85)	1,881,198,254.85	0.00	(1,755,247,938.00)	1,755,247,938.00	0.00	0.0%
Contributions from Restricted Revenues		8990	4,494.93	(4,494.93)	0.00	0.00	0.00	0.00	0.0%
(e) TOTAL, CONTRIBUTIONS			(1,881,193,759.92)	1,881,193,759.92	0.00	(1,755,247,938.00)	1,755,247,938.00	0.00	0.0%
TOTAL, OTHER FINANCING SOURCES/USES (a- b + c - d + e)			(1,750,187,595.07)	1,881,250,526.99	131,062,931.92	(1,700,795,824.00)	1,755,247,938.00	54,452,114.00	-58.5%

Description	Function Codes	Object Codes	2025-26 Unaudited Actuals Unrestricted (A)	Restricted (B)	Total Fund col. A + B (C)	2026-27 Budget Unrestricted (D)	Restricted (E)	Total Fund col. D + E (F)	% Diff Column C & F
A. REVENUES									
1) LCFF Sources		8010-8099	6,422,711,771.84	34,548,187.00	6,457,259,958.84	6,558,825,905.00	33,605,946.00	6,592,431,851.00	2.1%
2) Federal Revenue		8100-8299	2,083,761.46	741,956,677.17	744,040,438.63	1,769,989.00	719,000,384.00	720,770,373.00	-3.1%
3) Other State Revenue		8300-8599	164,683,300.53	1,855,845,128.16	2,020,528,428.69	137,456,597.00	1,617,494,175.00	1,754,950,772.00	-13.1%
4) Other Local Revenue		8600-8799	344,963,915.48	141,621,794.77	486,585,710.25	230,131,575.00	49,445,006.00	279,576,581.00	-42.5%
5) TOTAL, REVENUES			6,934,442,749.31	2,773,971,787.10	9,708,414,536.41	6,928,184,066.00	2,419,545,511.00	9,347,729,577.00	-3.7%
B. EXPENDITURES (Objects 1000-7999)									
1) Instruction	1000-1999		3,207,981,963.91	2,760,747,668.90	5,968,729,632.81	3,780,809,457.00	2,451,370,857.08	6,232,180,314.08	4.4%
2) Instruction - Related Services	2000-2999		1,125,883,706.74	636,587,615.98	1,762,471,322.72	1,154,422,138.00	600,671,983.46	1,755,094,121.46	-0.4%
3) Pupil Services	3000-3999		784,175,681.72	520,963,109.92	1,305,138,791.64	652,297,164.00	415,188,567.66	1,067,485,731.66	-18.2%
4) Ancillary Services	4000-4999		25,238,800.27	239,257,891.58	264,496,691.85	14,456,926.00	223,818,402.00	238,275,328.00	-9.9%
5) Community Services	5000-5999		3,113,288.69	2,088,043.32	5,201,332.01	2,944,199.00	979,416.00	3,923,615.00	-24.6%
6) Enterprise	6000-6999		0.00	24,598.00	24,598.00	0.00	0.00	0.00	-100.0%
7) General Administration	7000-7999		332,126,730.70	283,145,317.93	615,272,048.63	361,253,104.00	307,213,269.12	668,466,373.12	8.6%
8) Plant Services	8000-8999		767,332,209.11	449,609,051.35	1,216,941,260.46	1,004,043,901.00	367,402,402.71	1,371,446,303.71	12.7%
9) Other Outgo	9000-9999	Except 7600-7699	34,364,661.08	370,441.80	34,735,102.88	8,487,834.00	0.00	8,487,834.00	-75.6%
10) TOTAL, EXPENDITURES			6,280,217,042.22	4,892,793,738.78	11,173,010,781.00	6,978,714,723.00	4,366,644,898.03	11,345,359,621.03	1.5%
C. EXCESS (DEFICIENCY) OF REVENUES OVER EXPENDITURES BEFORE OTHER FINANCING SOURCES AND USES (A5 - B10)			654,225,707.09	(2,118,821,951.68)	(1,464,596,244.59)	(50,530,657.00)	(1,947,099,387.03)	(1,997,630,044.03)	36.4%
D. OTHER FINANCING SOURCES/USES									
1) Interfund Transfers									
a) Transfers In		8900-8929	62,880,095.07	131,517.51	63,011,612.58	122,624,759.00	0.00	122,624,759.00	94.6%
b) Transfers Out		7600-7629	391,834,234.02	74,750.44	391,908,984.46	69,117,005.00	0.00	69,117,005.00	-82.4%
2) Other Sources/Uses									
a) Sources		8930-8979	459,960,303.80	0.00	459,960,303.80	944,360.00	0.00	944,360.00	-99.8%
b) Uses		7630-7699	0.00	0.00	0.00	0.00	0.00	0.00	0.0%
3) Contributions		8980-8999	(1,881,193,759.92)	1,881,193,759.92	0.00	(1,755,247,938.00)	1,755,247,938.00	0.00	0.0%
4) TOTAL, OTHER FINANCING SOURCES/USES			(1,750,187,595.07)	1,881,250,526.99	131,062,931.92	(1,700,795,824.00)	1,755,247,938.00	54,452,114.00	-58.5%
E. NET INCREASE (DECREASE) IN FUND BALANCE (C + D4)			(1,095,961,887.98)	(237,571,424.69)	(1,333,533,312.67)	(1,751,326,481.00)	(191,851,449.03)	(1,943,177,930.03)	45.7%
F. FUND BALANCE, RESERVES									
1) Beginning Fund Balance									
a) As of July 1 - Unaudited		9791	3,568,205,325.91	889,657,276.35	4,457,862,602.26	2,532,917,983.38	648,403,222.61	3,181,321,205.99	-28.6%
b) Audit Adjustments		9793	56,765,189.65	226,726.75	56,991,916.40	0.00	0.00	0.00	-100.0%
c) As of July 1 - Audited (F1a + F1b)			3,624,970,515.56	889,884,003.10	4,514,854,518.66	2,532,917,983.38	648,403,222.61	3,181,321,205.99	-29.5%
d) Other Restatements		9795	3,909,355.80	(3,909,355.80)	0.00	(25,720,037.97)	(171,468,378.58)	(197,188,416.55)	New
e) Adjusted Beginning Balance (F1c + F1d)			3,628,879,871.36	885,974,647.30	4,514,854,518.66	2,507,197,945.41	476,934,844.03	2,984,132,789.44	-33.9%
2) Ending Balance, June 30 (E + F1e)			2,532,917,983.38	648,403,222.61	3,181,321,205.99	755,871,464.41	285,083,395.00	1,040,954,859.41	-67.3%
Components of Ending Fund Balance									
a) Nonspendable									
Revolving Cash		9711	0.00	0.00	0.00	2,924,517.00	0.00	2,924,517.00	New
Stores		9712	38,585,071.29	0.00	38,585,071.29	35,307,966.00	0.00	35,307,966.00	-8.5%
Prepaid Items		9713	4,793,422.28	24,942.19	4,818,364.47	12,372,345.00	18,535.00	12,390,880.00	157.2%
All Others		9719	0.00	0.00	0.00	0.00	0.00	0.00	0.0%
b) Restricted		9740	0.00	648,378,280.64	648,378,280.64	0.00	285,064,860.00	285,064,860.00	-56.0%
c) Committed									
Stabilization Arrangements		9750	0.00	0.00	0.00	0.00	0.00	0.00	0.0%
Other Commitments (by Resource/Object)		9760	46,110,802.00	0.00	46,110,802.00	109,492,478.00	0.00	109,492,478.00	137.5%
d) Assigned									
Other Assignments (by Resource/Object)		9780	717,424,144.00	0.00	717,424,144.00	227,809,994.00	0.00	227,809,994.00	-68.2%
e) Unassigned/Unappropriated									
Reserve for Economic Uncertainties		9789	119,800,000.00	0.00	119,800,000.00	114,300,000.00	0.00	114,300,000.00	-4.6%
Unassigned/Unappropriated Amount		9790	1,606,204,543.81	(.22)	1,606,204,543.59	253,664,164.41	0.00	253,664,164.41	-84.2%

Resource	Description	2025-26 Unaudited Actuals	2026-27 Budget
2600	Expanded Learning Opportunities Program	98,904,102.57	0.00
5650	FEMA Public Assistance Funds	1,360.33	0.00
5810	Other Restricted Federal	14,024,202.88	6,483,097.00
6019	Student Support and Professional Development Discretionary Block Grant	83,344,762.16	39,776,653.00
6211	Literacy Coaches and Reading Specialists Grant Program	52,648,312.10	15,654,616.00
6332	CA Community Schools Partnership Act - Implementation Grant	20,768,645.94	3,775,221.00
6383	Golden State Pathways Program	38,847,620.67	18,675,874.00
6500	Special Education	1,044,162.16	0.00
6510	Special Ed: Early Ed Individuals with Exceptional Needs (Infant Program)	2,524.00	0.00
6547	Special Education Early Intervention Preschool Grant	18,880,036.24	0.00
6770	Arts and Music in Schools (AMS)-Funding Guarantee and Accountability Act (Prop 28)	72,780,268.40	72,939,009.00
7032	Child Nutrition: Kitchen Infrastructure and Training Funds - 2022 KIT Funds	39,499,909.42	0.00
7034	Child Nutrition: Commercial Dishwasher Grant	120,000.00	0.00
7041	Child Nutrition: Kitchen Infrastructure Upgrades, Staffing, Training, and Procurement Funds (2025 KIT Funds)	1,000,000.00	0.00
7042	Child Nutrition: Food Service Staff Retention & Recruitment Funds (2025 KIT Funds)	953,022.45	0.00
7085	Learning Communities for School Success Program	712,015.31	0.00
7311	Classified School Employee Professional Development Block Grant	206,969.41	0.00
7339	Dual Enrollment Opportunities	10,246,181.06	0.00
7399	LCFF Equity Multiplier	57,478,281.20	57,542,144.00
7412	A-G Access/Success Grant	13,819.30	0.00
7413	A-G Learning Loss Mitigation Grant	67,663.18	0.00
7435	Learning Recovery Emergency Block Grant	7,842.00	0.00
7810	Other Restricted State	8,146,813.87	0.00
9010	Other Restricted Local	128,679,765.99	70,218,246.00
Total, Restricted Balance		648,378,280.64	285,064,860.00

Description	Resource Codes	Object Codes	2025-26 Unaudited Actuals	2026-27 Budget	Percent Difference
A. REVENUES					
1) LCFF Sources		8010-8099	0.00	0.00	0.0%
2) Federal Revenue		8100-8299	0.00	0.00	0.0%
3) Other State Revenue		8300-8599	0.00	0.00	0.0%
4) Other Local Revenue		8600-8799	39,781,194.70	38,641,921.00	-2.9%
5) TOTAL, REVENUES			39,781,194.70	38,641,921.00	-2.9%
B. EXPENDITURES					
1) Certificated Salaries		1000-1999	0.00	0.00	0.0%
2) Classified Salaries		2000-2999	0.00	0.00	0.0%
3) Employee Benefits		3000-3999	0.00	0.00	0.0%
4) Books and Supplies		4000-4999	30,565,816.40	31,246,877.00	2.2%
5) Services and Other Operating Expenditures		5000-5999	8,221,484.14	6,859,260.00	-16.6%
6) Capital Outlay		6000-6999	134,557.74	73,040.00	-45.7%
7) Other Outgo (excluding Transfers of Indirect Costs)		7100-7299, 7400-7499	0.00	0.00	0.0%
8) Other Outgo - Transfers of Indirect Costs		7300-7399	0.00	0.00	0.0%
9) TOTAL, EXPENDITURES			38,921,858.28	38,179,177.00	-1.9%
C. EXCESS (DEFICIENCY) OF REVENUES OVER EXPENDITURES BEFORE OTHER FINANCING SOURCES AND USES (A5 - B9)			859,336.42	462,744.00	-46.2%
D. OTHER FINANCING SOURCES/USES					
1) Interfund Transfers					
a) Transfers In		8900-8929	0.00	0.00	0.0%
b) Transfers Out		7600-7629	0.00	0.00	0.0%
2) Other Sources/Uses					
a) Sources		8930-8979	0.00	0.00	0.0%
b) Uses		7630-7699	0.00	0.00	0.0%
3) Contributions		8980-8999	0.00	0.00	0.0%
4) TOTAL, OTHER FINANCING SOURCES/USES			0.00	0.00	0.0%
E. NET INCREASE (DECREASE) IN FUND BALANCE (C + D4)			859,336.42	462,744.00	-46.2%
F. FUND BALANCE, RESERVES					
1) Beginning Fund Balance					
a) As of July 1 - Unaudited		9791	52,197,206.22	53,056,542.64	1.6%
b) Audit Adjustments		9793	0.00	0.00	0.0%
c) As of July 1 - Audited (F1a + F1b)			52,197,206.22	53,056,542.64	1.6%
d) Other Restatements		9795	0.00	553,350.04	New
e) Adjusted Beginning Balance (F1c + F1d)			52,197,206.22	53,609,892.68	2.7%
2) Ending Balance, June 30 (E + F1e)			53,056,542.64	54,072,636.68	1.9%
Components of Ending Fund Balance					
a) Nonspendable					
Revolving Cash		9711	0.00	0.00	0.0%
Stores		9712	4,562,409.71	4,880,742.00	7.0%
Prepaid Items		9713	0.00	0.00	0.0%
All Others		9719	0.00	0.00	0.0%
b) Restricted		9740	48,494,132.93	49,191,894.68	1.4%
c) Committed					
Stabilization Arrangements		9750	0.00	0.00	0.0%
Other Commitments		9760	0.00	0.00	0.0%
d) Assigned					
Other Assignments		9780	0.00	0.00	0.0%
e) Unassigned/Unappropriated					
Reserve for Economic Uncertainties		9789	0.00	0.00	0.0%
Unassigned/Unappropriated Amount		9790	0.00	0.00	0.0%
G. ASSETS					
1) Cash					

Description	Resource Codes	Object Codes	2025-26 Unaudited Actuals	2026-27 Budget	Percent Difference
a) in County Treasury		9110	0.00		
1) Fair Value Adjustment to Cash in County Treasury		9111	0.00		
b) in Banks		9120	36,511,919.65		
c) in Revolving Cash Account		9130	0.00		
d) with Fiscal Agent/Trustee		9135	0.00		
e) Collections Awaiting Deposit		9140	0.00		
2) Investments		9150	13,003,859.96		
3) Accounts Receivable		9200	185,463.31		
4) Due from Grantor Government		9290	0.00		
5) Due from Other Funds		9310	0.00		
6) Stores		9320	4,562,409.71		
7) Prepaid Expenditures		9330	0.00		
8) Other Current Assets		9340	56,125.19		
9) Lease Receivable		9380	0.00		
10) TOTAL, ASSETS			54,319,777.82		
H. DEFERRED OUTFLOWS OF RESOURCES					
1) Deferred Outflows of Resources		9490	0.00		
2) TOTAL, DEFERRED OUTFLOWS			0.00		
I. LIABILITIES					
1) Accounts Payable		9500	1,263,235.18		
2) Due to Grantor Governments		9590	0.00		
3) Due to Other Funds		9610	0.00		
4) Current Loans		9640	0.00		
5) Unearned Revenues		9650	0.00		
6) TOTAL, LIABILITIES			1,263,235.18		
J. DEFERRED INFLOWS OF RESOURCES					
1) Deferred Inflows of Resources		9690	0.00		
2) TOTAL, DEFERRED INFLOWS			0.00		
K. FUND EQUITY					
Ending Fund Balance, June 30					
(must agree with line F2) (G10 + H2) - (I6 + J2)			53,056,542.64		
REVENUES					
Sale of Equipment and Supplies		8631	0.00	0.00	0.0%
All Other Sales		8639	0.00	0.00	0.0%
Interest		8660	0.00	0.00	0.0%
Net Increase (Decrease) in the Fair Value of Investments		8662	0.00	0.00	0.0%
All Other Fees and Contracts		8689	0.00	0.00	0.0%
All Other Local Revenue		8699	39,781,194.70	38,641,921.00	-2.9%
TOTAL, REVENUES			39,781,194.70	38,641,921.00	-2.9%
CERTIFICATED SALARIES					
Certificated Teachers' Salaries		1100	0.00	0.00	0.0%
Certificated Pupil Support Salaries		1200	0.00	0.00	0.0%
Certificated Supervisors' and Administrators' Salaries		1300	0.00	0.00	0.0%
Other Certificated Salaries		1900	0.00	0.00	0.0%
TOTAL, CERTIFICATED SALARIES			0.00	0.00	0.0%
CLASSIFIED SALARIES					
Classified Instructional Salaries		2100	0.00	0.00	0.0%
Classified Support Salaries		2200	0.00	0.00	0.0%
Classified Supervisors' and Administrators' Salaries		2300	0.00	0.00	0.0%
Clerical, Technical and Office Salaries		2400	0.00	0.00	0.0%
Other Classified Salaries		2900	0.00	0.00	0.0%
TOTAL, CLASSIFIED SALARIES			0.00	0.00	0.0%
EMPLOYEE BENEFITS					
STRS		3101-3102	0.00	0.00	0.0%

Description	Resource Codes	Object Codes	2025-26 Unaudited Actuals	2026-27 Budget	Percent Difference
PERS		3201-3202	0.00	0.00	0.0%
OASDI/Medicare/Alternative		3301-3302	0.00	0.00	0.0%
Health and Welfare Benefits		3401-3402	0.00	0.00	0.0%
Unemployment Insurance		3501-3502	0.00	0.00	0.0%
Workers' Compensation		3601-3602	0.00	0.00	0.0%
OPEB, Allocated		3701-3702	0.00	0.00	0.0%
OPEB, Active Employees		3751-3752	0.00	0.00	0.0%
Other Employee Benefits		3901-3902	0.00	0.00	0.0%
TOTAL, EMPLOYEE BENEFITS			0.00	0.00	0.0%
BOOKS AND SUPPLIES					
Materials and Supplies		4300	30,278,634.83	31,246,877.00	3.2%
Noncapitalized Equipment		4400	287,181.57	0.00	-100.0%
TOTAL, BOOKS AND SUPPLIES			30,565,816.40	31,246,877.00	2.2%
SERVICES AND OTHER OPERATING EXPENDITURES					
Subagreements for Services		5100	0.00	0.00	0.0%
Dues and Memberships		5300	0.00	0.00	0.0%
Insurance		5400-5450	0.00	0.00	0.0%
Rentals, Leases, Repairs, and Noncapitalized Improvements		5600	0.00	0.00	0.0%
Transfers of Direct Costs - Interfund		5750	0.00	0.00	0.0%
Professional/Consulting Services and Operating Expenditures		5800	8,221,484.14	6,859,260.00	-16.6%
Communications		5900	0.00	0.00	0.0%
TOTAL, SERVICES AND OTHER OPERATING EXPENDITURES			8,221,484.14	6,859,260.00	-16.6%
CAPITAL OUTLAY					
Equipment		6400	134,557.74	73,040.00	-45.7%
Equipment Replacement		6500	0.00	0.00	0.0%
Lease Assets		6600	0.00	0.00	0.0%
Subscription Assets		6700	0.00	0.00	0.0%
TOTAL, CAPITAL OUTLAY			134,557.74	73,040.00	-45.7%
OTHER OUTGO - TRANSFERS OF INDIRECT COSTS					
Transfers of Indirect Costs - Interfund		7350	0.00	0.00	0.0%
TOTAL, OTHER OUTGO - TRANSFERS OF INDIRECT COSTS			0.00	0.00	0.0%
TOTAL, EXPENDITURES			38,921,858.28	38,179,177.00	-1.9%
INTERFUND TRANSFERS					
INTERFUND TRANSFERS IN					
Other Authorized Interfund Transfers In		8919	0.00	0.00	0.0%
(a) TOTAL, INTERFUND TRANSFERS IN			0.00	0.00	0.0%
INTERFUND TRANSFERS OUT					
Other Authorized Interfund Transfers Out		7619	0.00	0.00	0.0%
(b) TOTAL, INTERFUND TRANSFERS OUT			0.00	0.00	0.0%
OTHER SOURCES/USES					
SOURCES					
Proceeds from Disposal of Capital Assets		8953	0.00	0.00	0.0%
Transfers from Funds of Lapsed/Reorganized LEAs		8965	0.00	0.00	0.0%
Proceeds from Leases		8972	0.00	0.00	0.0%
Proceeds from SBITAs		8974	0.00	0.00	0.0%
(c) TOTAL, SOURCES			0.00	0.00	0.0%
USES					
Transfers of Funds from Lapsed/Reorganized LEAs		7651	0.00	0.00	0.0%
(d) TOTAL, USES			0.00	0.00	0.0%
CONTRIBUTIONS					
Contributions from Unrestricted Revenues		8980	0.00	0.00	0.0%
Contributions from Restricted Revenues		8990	0.00	0.00	0.0%

Description	Resource Codes	Object Codes	2025-26 Unaudited Actuals	2026-27 Budget	Percent Difference
(e) TOTAL, CONTRIBUTIONS			0.00	0.00	0.0%
TOTAL, OTHER FINANCING SOURCES/USES (a- b + c - d + e)			0.00	0.00	0.0%

Description	Function Codes	Object Codes	2025-26 Unaudited Actuals	2026-27 Budget	Percent Difference
A. REVENUES					
1) LCFF Sources		8010-8099	0.00	0.00	0.0%
2) Federal Revenue		8100-8299	0.00	0.00	0.0%
3) Other State Revenue		8300-8599	0.00	0.00	0.0%
4) Other Local Revenue		8600-8799	39,781,194.70	38,641,921.00	-2.9%
5) TOTAL, REVENUES			39,781,194.70	38,641,921.00	-2.9%
B. EXPENDITURES (Objects 1000-7999)					
1) Instruction	1000-1999		0.00	0.00	0.0%
2) Instruction - Related Services	2000-2999		0.00	0.00	0.0%
3) Pupil Services	3000-3999		0.00	0.00	0.0%
4) Ancillary Services	4000-4999		38,921,858.28	38,179,177.00	-1.9%
5) Community Services	5000-5999		0.00	0.00	0.0%
6) Enterprise	6000-6999		0.00	0.00	0.0%
7) General Administration	7000-7999		0.00	0.00	0.0%
8) Plant Services	8000-8999		0.00	0.00	0.0%
9) Other Outgo	9000-9999	Except 7600-7699	0.00	0.00	0.0%
10) TOTAL, EXPENDITURES			38,921,858.28	38,179,177.00	-1.9%
C. EXCESS (DEFICIENCY) OF REVENUES OVER EXPENDITURES BEFORE OTHER FINANCING SOURCES AND USES (A5 - B9)			859,336.42	462,744.00	-46.2%
D. OTHER FINANCING SOURCES/USES					
1) Interfund Transfers					
a) Transfers In		8900-8929	0.00	0.00	0.0%
b) Transfers Out		7600-7629	0.00	0.00	0.0%
2) Other Sources/Uses					
a) Sources		8930-8979	0.00	0.00	0.0%
b) Uses		7630-7699	0.00	0.00	0.0%
3) Contributions		8980-8999	0.00	0.00	0.0%
4) TOTAL, OTHER FINANCING SOURCES/USES			0.00	0.00	0.0%
E. NET INCREASE (DECREASE) IN FUND BALANCE (C + D4)			859,336.42	462,744.00	-46.2%
F. FUND BALANCE, RESERVES					
1) Beginning Fund Balance					
a) As of July 1 - Unaudited		9791	52,197,206.22	53,056,542.64	1.6%
b) Audit Adjustments		9793	0.00	0.00	0.0%
c) As of July 1 - Audited (F1a + F1b)			52,197,206.22	53,056,542.64	1.6%
d) Other Restatements		9795	0.00	553,350.04	New
e) Adjusted Beginning Balance (F1c + F1d)			52,197,206.22	53,609,892.68	2.7%
2) Ending Balance, June 30 (E + F1e)			53,056,542.64	54,072,636.68	1.9%
Components of Ending Fund Balance					
a) Nonspendable					
Revolving Cash		9711	0.00	0.00	0.0%
Stores		9712	4,562,409.71	4,880,742.00	7.0%
Prepaid Items		9713	0.00	0.00	0.0%
All Others		9719	0.00	0.00	0.0%
b) Restricted		9740	48,494,132.93	49,191,894.68	1.4%
c) Committed					
Stabilization Arrangements		9750	0.00	0.00	0.0%
Other Commitments (by Resource/Object)		9760	0.00	0.00	0.0%
d) Assigned					
Other Assignments (by Resource/Object)		9780	0.00	0.00	0.0%
e) Unassigned/Unappropriated					
Reserve for Economic Uncertainties		9789	0.00	0.00	0.0%
Unassigned/Unappropriated Amount		9790	0.00	0.00	0.0%

Resource	Description	2025-26 Unaudited Actuals	2026-27 Budget
8210	Student Activity Funds	48,494,132.93	49,191,894.68
Total, Restricted Balance		48,494,132.93	49,191,894.68

Description	Resource Codes	Object Codes	2025-26 Unaudited Actuals	2026-27 Budget	Percent Difference
A. REVENUES					
1) LCFF Sources		8010-8099	0.00	0.00	0.0%
2) Federal Revenue		8100-8299	16,352,175.36	16,299,068.00	-0.3%
3) Other State Revenue		8300-8599	146,837,861.00	154,091,256.00	4.9%
4) Other Local Revenue		8600-8799	4,597,125.72	3,374,475.00	-26.6%
5) TOTAL, REVENUES			167,787,162.08	173,764,799.00	3.6%
B. EXPENDITURES					
1) Certificated Salaries		1000-1999	75,822,117.92	75,146,194.00	-0.9%
2) Classified Salaries		2000-2999	27,437,290.71	20,803,657.00	-24.2%
3) Employee Benefits		3000-3999	47,840,237.19	51,546,823.00	7.7%
4) Books and Supplies		4000-4999	5,647,917.14	34,508,055.04	511.0%
5) Services and Other Operating Expenditures		5000-5999	18,056,566.69	15,585,514.00	-13.7%
6) Capital Outlay		6000-6999	1,353,245.41	885,000.00	-34.6%
7) Other Outgo (excluding Transfers of Indirect Costs)		7100-7299, 7400-7499	531,972.48	0.00	-100.0%
8) Other Outgo - Transfers of Indirect Costs		7300-7399	7,505,117.04	7,131,619.00	-5.0%
9) TOTAL, EXPENDITURES			184,194,464.58	205,606,862.04	11.6%
C. EXCESS (DEFICIENCY) OF REVENUES OVER EXPENDITURES BEFORE OTHER FINANCING SOURCES AND USES (A5 - B9)			(16,407,302.50)	(31,842,063.04)	94.1%
D. OTHER FINANCING SOURCES/USES					
1) Interfund Transfers					
a) Transfers In		8900-8929	0.00	0.00	0.0%
b) Transfers Out		7600-7629	0.00	0.00	0.0%
2) Other Sources/Uses					
a) Sources		8930-8979	0.00	0.00	0.0%
b) Uses		7630-7699	0.00	0.00	0.0%
3) Contributions		8980-8999	0.00	0.00	0.0%
4) TOTAL, OTHER FINANCING SOURCES/USES			0.00	0.00	0.0%
E. NET INCREASE (DECREASE) IN FUND BALANCE (C + D4)			(16,407,302.50)	(31,842,063.04)	94.1%
F. FUND BALANCE, RESERVES					
1) Beginning Fund Balance					
a) As of July 1 - Unaudited		9791	47,695,901.13	31,403,335.14	-34.2%
b) Audit Adjustments		9793	114,736.51	0.00	-100.0%
c) As of July 1 - Audited (F1a + F1b)			47,810,637.64	31,403,335.14	-34.3%
d) Other Restatements		9795	0.00	453,727.18	New
e) Adjusted Beginning Balance (F1c + F1d)			47,810,637.64	31,857,062.32	-33.4%
2) Ending Balance, June 30 (E + F1e)			31,403,335.14	14,999.28	-100.0%
Components of Ending Fund Balance					
a) Nonspendable					
Revolving Cash		9711	0.00	15,000.00	New
Stores		9712	0.00	0.00	0.0%
Prepaid Items		9713	0.00	0.00	0.0%
All Others		9719	0.00	0.00	0.0%
b) Restricted		9740	18,149,422.12	0.00	-100.0%
c) Committed					
Stabilization Arrangements		9750	0.00	0.00	0.0%
Other Commitments		9760	0.00	0.00	0.0%
d) Assigned					
Other Assignments		9780	13,253,913.02	0.00	-100.0%
e) Unassigned/Unappropriated Reserve for Economic Uncertainties		9789	0.00	0.00	0.0%
Unassigned/Unappropriated Amount		9790	0.00	(0.72)	New
G. ASSETS					
1) Cash					
a) in County Treasury		9110	37,302,474.70		
1) Fair Value Adjustment to Cash in County Treasury		9111	(809,511.85)		
b) in Banks		9120	0.00		
c) in Revolving Cash Account		9130	0.00		
d) with Fiscal Agent/Trustee		9135	0.00		

Description	Resource Codes	Object Codes	2025-26 Unaudited Actuals	2026-27 Budget	Percent Difference
e) Collections Awaiting Deposit		9140	0.00		
2) Investments		9150	0.00		
3) Accounts Receivable		9200	988,821.07		
4) Due from Grantor Government		9290	8,195,849.30		
5) Due from Other Funds		9310	0.00		
6) Stores		9320	0.00		
7) Prepaid Expenditures		9330	0.00		
8) Other Current Assets		9340	0.00		
9) Lease Receivable		9380	0.00		
10) TOTAL, ASSETS			45,677,633.22		
H. DEFERRED OUTFLOWS OF RESOURCES					
1) Deferred Outflows of Resources		9490	0.00		
2) TOTAL, DEFERRED OUTFLOWS			0.00		
I. LIABILITIES					
1) Accounts Payable		9500	14,274,298.08		
2) Due to Grantor Governments		9590	0.00		
3) Due to Other Funds		9610	0.00		
4) Current Loans		9640			
5) Unearned Revenue		9650	0.00		
6) TOTAL, LIABILITIES			14,274,298.08		
J. DEFERRED INFLOWS OF RESOURCES					
1) Deferred Inflows of Resources		9690	0.00		
2) TOTAL, DEFERRED INFLOWS			0.00		
K. FUND EQUITY					
(must agree with line F2) (G10 + H2) - (I6 + J2)			31,403,335.14		
LCFF SOURCES					
LCFF Transfers					
LCFF Transfers - Current Year		8091	0.00	0.00	0.0%
LCFF Transfers - Prior Years		8099	0.00	0.00	0.0%
TOTAL, LCFF SOURCES			0.00	0.00	0.0%
FEDERAL REVENUE					
Interagency Contracts Between LEAs		8285	0.00	0.00	0.0%
Pass-Through Revenues from					
Federal Sources		8287	0.00	0.00	0.0%
Career and Technical Education	3500-3599	8290	1,257,132.36	1,262,025.00	0.4%
All Other Federal Revenue	All Other	8290	15,095,043.00	15,037,043.00	-0.4%
TOTAL, FEDERAL REVENUE			16,352,175.36	16,299,068.00	-0.3%
OTHER STATE REVENUE					
Other State Apportionments					
All Other State Apportionments - Current Year		8311	0.00	0.00	0.0%
All Other State Apportionments - Prior Years		8319	0.00	0.00	0.0%
Pass-Through Revenues from State Sources		8587	0.00	0.00	0.0%
Adult Education Program	6391	8590	133,510,861.00	140,400,058.00	5.2%
All Other State Revenue	All Other	8590	13,327,000.00	13,691,198.00	2.7%
TOTAL, OTHER STATE REVENUE			146,837,861.00	154,091,256.00	4.9%
OTHER LOCAL REVENUE					
Other Local Revenue					
Sales					
Sale of Equipment/Supplies		8631	0.00	0.00	0.0%
Leases and Rentals		8650	72,017.43	85,000.00	18.0%
Interest		8660	1,820,174.35	717,391.00	-60.6%
Net Increase (Decrease) in the Fair Value of Investments		8662	426,229.97	741,143.00	73.9%
Fees and Contracts					
Adult Education Fees		8671	538,989.90	460,162.00	-14.6%
Interagency Services		8677	0.00	0.00	0.0%
Other Local Revenue					
All Other Local Revenue		8699	1,739,714.07	1,370,779.00	-21.2%

Description	Resource Codes	Object Codes	2025-26 Unaudited Actuals	2026-27 Budget	Percent Difference
Tuition		8710	0.00	0.00	0.0%
TOTAL, OTHER LOCAL REVENUE			4,597,125.72	3,374,475.00	-26.6%
TOTAL, REVENUES			167,787,162.08	173,764,799.00	3.6%
CERTIFICATED SALARIES					
Certificated Teachers' Salaries		1100	45,267,747.89	48,271,904.00	6.6%
Certificated Pupil Support Salaries		1200	3,951,907.27	3,999,270.00	1.2%
Certificated Supervisors' and Administrators' Salaries		1300	26,088,665.89	22,875,020.00	-12.3%
Other Certificated Salaries		1900	513,796.87	0.00	-100.0%
TOTAL, CERTIFICATED SALARIES			75,822,117.92	75,146,194.00	-0.9%
CLASSIFIED SALARIES					
Classified Instructional Salaries		2100	1,124,047.18	1,000,244.00	-11.0%
Classified Support Salaries		2200	9,663,077.70	7,134,741.00	-26.2%
Classified Supervisors' and Administrators' Salaries		2300	190,594.38	184,819.00	-3.0%
Clerical, Technical and Office Salaries		2400	14,826,381.83	11,015,419.00	-25.7%
Other Classified Salaries		2900	1,633,189.62	1,468,434.00	-10.1%
TOTAL, CLASSIFIED SALARIES			27,437,290.71	20,803,657.00	-24.2%
EMPLOYEE BENEFITS					
STRS		3101-3102	13,390,757.72	14,127,504.00	5.5%
PERS		3201-3202	7,669,269.96	5,788,299.00	-24.5%
OASDI/Medicare/Alternative		3301-3302	3,398,371.85	2,842,405.00	-16.4%
Health and Welfare Benefits		3401-3402	14,625,181.15	19,455,262.00	33.0%
Unemployment Insurance		3501-3502	57,733.86	66,792.00	15.7%
Workers' Compensation		3601-3602	1,800,395.62	1,556,300.00	-13.6%
OPEB, Allocated		3701-3702	5,006,267.42	5,419,616.00	8.3%
OPEB, Active Employees		3751-3752	1,892,259.61	2,290,645.00	21.1%
Other Employee Benefits		3901-3902	0.00	0.00	0.0%
TOTAL, EMPLOYEE BENEFITS			47,840,237.19	51,546,823.00	7.7%
BOOKS AND SUPPLIES					
Approved Textbooks and Core Curricula Materials		4100	0.00	0.00	0.0%
Books and Other Reference Materials		4200	(0.01)	0.00	-100.0%
Materials and Supplies		4300	4,221,342.74	34,508,055.04	717.5%
Noncapitalized Equipment		4400	1,426,574.41	0.00	-100.0%
TOTAL, BOOKS AND SUPPLIES			5,647,917.14	34,508,055.04	511.0%
SERVICES AND OTHER OPERATING EXPENDITURES					
Subagreements for Services		5100	0.00	0.00	0.0%
Travel and Conferences		5200	104,167.39	112,026.00	7.5%
Dues and Memberships		5300	45,169.88	0.00	-100.0%
Insurance		5400-5450	0.00	0.00	0.0%
Operations and Housekeeping Services		5500	3,951,631.36	3,332,500.00	-15.7%
Rentals, Leases, Repairs, and Noncapitalized Improvements		5600	510,309.48	204,264.00	-60.0%
Transfers of Direct Costs		5710	0.00	0.00	0.0%
Transfers of Direct Costs - Interfund		5750	8,280.00	0.00	-100.0%
Professional/Consulting Services and Operating Expenditures		5800	12,777,801.90	11,260,224.00	-11.9%
Communications		5900	659,206.68	676,500.00	2.6%
TOTAL, SERVICES AND OTHER OPERATING EXPENDITURES			18,056,566.69	15,585,514.00	-13.7%
CAPITAL OUTLAY					
Land		6100	0.00	0.00	0.0%
Land Improvements		6170	0.00	0.00	0.0%
Buildings and Improvements of Buildings		6200	540,369.80	0.00	-100.0%
Equipment		6400	791,268.59	885,000.00	11.8%
Equipment Replacement		6500	0.00	0.00	0.0%
Lease Assets		6600	0.00	0.00	0.0%
Subscription Assets		6700	21,607.02	0.00	-100.0%
TOTAL, CAPITAL OUTLAY			1,353,245.41	885,000.00	-34.6%
OTHER OUTGO (excluding Transfers of Indirect Costs)					
Tuition					
Tuition, Excess Costs, and/or Deficit Payments					

Description	Resource Codes	Object Codes	2025-26 Unaudited Actuals	2026-27 Budget	Percent Difference
Payments to Districts or Charter Schools		7141	0.00	0.00	0.0%
Payments to County Offices		7142	0.00	0.00	0.0%
Payments to JPAs		7143	0.00	0.00	0.0%
Other Transfers Out					
Transfers of Pass-Through Revenues					
To Districts or Charter Schools		7211	0.00	0.00	0.0%
To County Offices		7212	0.00	0.00	0.0%
To JPAs		7213	0.00	0.00	0.0%
Debt Service					
Debt Service - Interest		7438	65,002.92	0.00	-100.0%
Other Debt Service - Principal		7439	466,969.56	0.00	-100.0%
TOTAL, OTHER OUTGO (excluding Transfers of Indirect Costs)			531,972.48	0.00	-100.0%
OTHER OUTGO - TRANSFERS OF INDIRECT COSTS					
Transfers of Indirect Costs - Interfund		7350	7,505,117.04	7,131,619.00	-5.0%
TOTAL, OTHER OUTGO - TRANSFERS OF INDIRECT COSTS			7,505,117.04	7,131,619.00	-5.0%
TOTAL, EXPENDITURES			184,194,464.58	205,606,862.04	11.6%
INTERFUND TRANSFERS					
INTERFUND TRANSFERS IN					
Other Authorized Interfund Transfers In		8919	0.00	0.00	0.0%
(a) TOTAL, INTERFUND TRANSFERS IN			0.00	0.00	0.0%
INTERFUND TRANSFERS OUT					
To: State School Building Fund/County School Facilities Fund		7613	0.00	0.00	0.0%
Other Authorized Interfund Transfers Out		7619	0.00	0.00	0.0%
(b) TOTAL, INTERFUND TRANSFERS OUT			0.00	0.00	0.0%
OTHER SOURCES/USES					
SOURCES					
Other Sources					
Transfers from Funds of Lapsed/Reorganized LEAs		8965	0.00	0.00	0.0%
Long-Term Debt Proceeds					
Proceeds from Certificates of Participation		8971	0.00	0.00	0.0%
Proceeds from Leases		8972	0.00	0.00	0.0%
Proceeds from SBITAs		8974	0.00	0.00	0.0%
All Other Financing Sources		8979	0.00	0.00	0.0%
(c) TOTAL, SOURCES			0.00	0.00	0.0%
USES					
Transfers of Funds from Lapsed/Reorganized LEAs		7651	0.00	0.00	0.0%
All Other Financing Uses		7699	0.00	0.00	0.0%
(d) TOTAL, USES			0.00	0.00	0.0%
CONTRIBUTIONS					
Contributions from Unrestricted Revenues		8980	0.00	0.00	0.0%
Contributions from Restricted Revenues		8990	0.00	0.00	0.0%
(e) TOTAL, CONTRIBUTIONS			0.00	0.00	0.0%
TOTAL, OTHER FINANCING SOURCES/USES (a - b + c - d + e)			0.00	0.00	0.0%

Description	Function Codes	Object Codes	2025-26 Unaudited Actuals	2026-27 Budget	Percent Difference
A. REVENUES					
1) LCFF Sources		8010-8099	0.00	0.00	0.0%
2) Federal Revenue		8100-8299	16,352,175.36	16,299,068.00	-0.3%
3) Other State Revenue		8300-8599	146,837,861.00	154,091,256.00	4.9%
4) Other Local Revenue		8600-8799	4,597,125.72	3,374,475.00	-26.6%
5) TOTAL, REVENUES			167,787,162.08	173,764,799.00	3.6%
B. EXPENDITURES (Objects 1000-7999)					
1) Instruction	1000-1999		71,874,282.90	112,248,453.04	56.2%
2) Instruction - Related Services	2000-2999		72,802,610.80	58,398,140.00	-19.8%
3) Pupil Services	3000-3999		5,970,035.46	6,469,497.00	8.4%
4) Ancillary Services	4000-4999		0.00	0.00	0.0%
5) Community Services	5000-5999		0.00	0.00	0.0%
6) Enterprise	6000-6999		0.00	0.00	0.0%
7) General Administration	7000-7999		7,505,117.04	7,131,619.00	-5.0%
8) Plant Services	8000-8999		25,510,445.90	21,359,153.00	-16.3%
9) Other Outgo	9000-9999	Except 7600-7699	531,972.48	0.00	-100.0%
10) TOTAL, EXPENDITURES			184,194,464.58	205,606,862.04	11.6%
C. EXCESS (DEFICIENCY) OF REVENUES OVER EXPENDITURES BEFORE OTHER FINANCING SOURCES AND USES (A5 - B10)			(16,407,302.50)	(31,842,063.04)	94.1%
D. OTHER FINANCING SOURCES/USES					
1) Interfund Transfers					
a) Transfers In		8900-8929	0.00	0.00	0.0%
b) Transfers Out		7600-7629	0.00	0.00	0.0%
2) Other Sources/Uses					
a) Sources		8930-8979	0.00	0.00	0.0%
b) Uses		7630-7699	0.00	0.00	0.0%
3) Contributions		8980-8999	0.00	0.00	0.0%
4) TOTAL, OTHER FINANCING SOURCES/USES			0.00	0.00	0.0%
E. NET INCREASE (DECREASE) IN FUND BALANCE (C + D4)			(16,407,302.50)	(31,842,063.04)	94.1%
F. FUND BALANCE, RESERVES					
1) Beginning Fund Balance					
a) As of July 1 - Unaudited		9791	47,695,901.13	31,403,335.14	-34.2%
b) Audit Adjustments		9793	114,736.51	0.00	-100.0%
c) As of July 1 - Audited (F1a + F1b)			47,810,637.64	31,403,335.14	-34.3%
d) Other Restatements		9795	0.00	453,727.18	New
e) Adjusted Beginning Balance (F1c + F1d)			47,810,637.64	31,857,062.32	-33.4%
2) Ending Balance, June 30 (E + F1e)			31,403,335.14	14,999.28	-100.0%
Components of Ending Fund Balance					
a) Nonspendable					
Revolving Cash		9711	0.00	15,000.00	New
Stores		9712	0.00	0.00	0.0%
Prepaid Items		9713	0.00	0.00	0.0%
All Others		9719	0.00	0.00	0.0%
b) Restricted		9740	18,149,422.12	0.00	-100.0%
c) Committed					
Stabilization Arrangements		9750	0.00	0.00	0.0%
Other Commitments (by Resource/Object)		9760	0.00	0.00	0.0%
d) Assigned					
Other Assignments (by Resource/Object)		9780	13,253,913.02	0.00	-100.0%
e) Unassigned/Unappropriated					
Reserve for Economic Uncertainties		9789	0.00	0.00	0.0%
Unassigned/Unappropriated Amount		9790	0.00	(0.72)	New

Resource	Description	2025-26 Unaudited Actuals	2026-27 Budget
6371	CalWORKs for ROCP or Adult Education	3,725,173.52	0.00
6391	Adult Education Program	2,076,543.77	0.00
7810	Other Restricted State	12,347,704.83	0.00
Total, Restricted Balance		18,149,422.12	0.00

Description	Resource Codes	Object Codes	2025-26 Unaudited Actuals	2026-27 Budget	Percent Difference
A. REVENUES					
1) LCFF Sources		8010-8099	0.00	0.00	0.0%
2) Federal Revenue		8100-8299	8,084,240.99	8,188,813.00	1.3%
3) Other State Revenue		8300-8599	294,646,993.03	225,976,288.00	-23.3%
4) Other Local Revenue		8600-8799	5,659,291.86	175,121.00	-96.9%
5) TOTAL, REVENUES			308,390,525.88	234,340,222.00	-24.0%
B. EXPENDITURES					
1) Certificated Salaries		1000-1999	73,303,466.55	65,562,193.00	-10.6%
2) Classified Salaries		2000-2999	93,617,593.80	77,408,924.00	-17.3%
3) Employee Benefits		3000-3999	92,236,842.83	91,630,572.00	-0.7%
4) Books and Supplies		4000-4999	14,024,385.18	71,540,895.03	410.1%
5) Services and Other Operating Expenditures		5000-5999	13,174,128.68	4,724,392.00	-64.1%
6) Capital Outlay		6000-6999	2,186,183.25	0.00	-100.0%
7) Other Outgo (excluding Transfers of Indirect Costs)		7100-7299, 7400-7499	117,089.56	0.00	-100.0%
8) Other Outgo - Transfers of Indirect Costs		7300-7399	23,784,921.16	23,456,764.00	-1.4%
9) TOTAL, EXPENDITURES			312,444,611.01	334,323,740.03	7.0%
C. EXCESS (DEFICIENCY) OF REVENUES OVER EXPENDITURES BEFORE OTHER FINANCING SOURCES AND USES (A5 - B9)			(4,054,085.13)	(99,983,518.03)	2,366.2%
D. OTHER FINANCING SOURCES/USES					
1) Interfund Transfers					
a) Transfers In		8900-8929	0.00	0.00	0.0%
b) Transfers Out		7600-7629	0.00	0.00	0.0%
2) Other Sources/Uses					
a) Sources		8930-8979	0.00	0.00	0.0%
b) Uses		7630-7699	0.00	0.00	0.0%
3) Contributions		8980-8999	0.00	0.00	0.0%
4) TOTAL, OTHER FINANCING SOURCES/USES			0.00	0.00	0.0%
E. NET INCREASE (DECREASE) IN FUND BALANCE (C + D4)			(4,054,085.13)	(99,983,518.03)	2,366.2%
F. FUND BALANCE, RESERVES					
1) Beginning Fund Balance					
a) As of July 1 - Unaudited		9791	107,557,043.08	103,215,485.57	-4.0%
b) Audit Adjustments		9793	(287,472.38)	0.00	-100.0%
c) As of July 1 - Audited (F1a + F1b)			107,269,570.70	103,215,485.57	-3.8%
d) Other Restatements		9795	0.00	(3,191,479.75)	New
e) Adjusted Beginning Balance (F1c + F1d)			107,269,570.70	100,024,005.82	-6.8%
2) Ending Balance, June 30 (E + F1e)			103,215,485.57	40,487.79	-100.0%
Components of Ending Fund Balance					
a) Nonspendable					
Revolving Cash		9711	0.00	0.00	0.0%
Stores		9712	0.00	0.00	0.0%
Prepaid Items		9713	492,533.95	0.00	-100.0%
All Others		9719	0.00	0.00	0.0%
b) Restricted		9740	91,440,870.21	0.39	-100.0%
c) Committed					
Stabilization Arrangements		9750	0.00	0.00	0.0%
Other Commitments		9760	0.00	0.00	0.0%
d) Assigned					
Other Assignments		9780	11,282,081.41	40,488.00	-99.6%
e) Unassigned/Unappropriated Reserve for Economic Uncertainties		9789	0.00	0.00	0.0%
Unassigned/Unappropriated Amount		9790	0.00	(0.60)	New
G. ASSETS					
1) Cash					
a) in County Treasury		9110	138,610,311.89		
1) Fair Value Adjustment to Cash in County Treasury		9111	(2,971,805.09)		
b) in Banks		9120	0.00		
c) in Revolving Cash Account		9130	0.00		
d) with Fiscal Agent/Trustee		9135	0.00		

Description	Resource Codes	Object Codes	2025-26 Unaudited Actuals	2026-27 Budget	Percent Difference
e) Collections Awaiting Deposit		9140	0.00		
2) Investments		9150	0.00		
3) Accounts Receivable		9200	1,220,095.50		
4) Due from Grantor Government		9290	834,300.60		
5) Due from Other Funds		9310	0.00		
6) Stores		9320	0.00		
7) Prepaid Expenditures		9330	492,533.95		
8) Other Current Assets		9340	0.00		
9) Lease Receivable		9380	0.00		
10) TOTAL, ASSETS			138,185,436.85		
H. DEFERRED OUTFLOWS OF RESOURCES					
1) Deferred Outflows of Resources		9490	0.00		
2) TOTAL, DEFERRED OUTFLOWS			0.00		
I. LIABILITIES					
1) Accounts Payable		9500	34,469,827.60		
2) Due to Grantor Governments		9590	42,047.97		
3) Due to Other Funds		9610	0.00		
4) Current Loans		9640			
5) Unearned Revenue		9650	458,075.71		
6) TOTAL, LIABILITIES			34,969,951.28		
J. DEFERRED INFLOWS OF RESOURCES					
1) Deferred Inflows of Resources		9690	0.00		
2) TOTAL, DEFERRED INFLOWS			0.00		
K. FUND EQUITY					
(must agree with line F2) (G10 + H2) - (I6 + J2)			103,215,485.57		
FEDERAL REVENUE					
Child Nutrition Programs		8220	0.00	0.00	0.0%
Interagency Contracts Between LEAs		8285	0.00	0.00	0.0%
Title I, Part A, Basic	3010	8290	0.00	0.00	0.0%
All Other Federal Revenue	All Other	8290	8,084,240.99	8,188,813.00	1.3%
TOTAL, FEDERAL REVENUE			8,084,240.99	8,188,813.00	1.3%
OTHER STATE REVENUE					
Child Nutrition Programs		8520	0.00	0.00	0.0%
Child Development Apportionments		8530	0.00	0.00	0.0%
Pass-Through Revenues from State Sources		8587	0.00	0.00	0.0%
Expanded Learning Opportunities Program (ELO-P)	2600	8590	0.00	0.00	0.0%
State Preschool	6105	8590	269,935,835.00	225,221,970.00	-16.6%
Arts and Music in Schools (Prop 28)	6770	8590	0.00	0.00	0.0%
All Other State Revenue	All Other	8590	24,711,158.03	754,318.00	-96.9%
TOTAL, OTHER STATE REVENUE			294,646,993.03	225,976,288.00	-23.3%
OTHER LOCAL REVENUE					
Other Local Revenue					
Sales					
Sale of Equipment/Supplies		8631	0.00	0.00	0.0%
Food Service Sales		8634	0.00	0.00	0.0%
Interest		8660	4,980,883.83	0.00	-100.0%
Net Increase (Decrease) in the Fair Value of Investments		8662	(42,001.10)	0.00	-100.0%
Fees and Contracts					
Child Development Parent Fees		8673	686,635.46	120,000.00	-82.5%
Interagency Services		8677	0.00	0.00	0.0%
All Other Fees and Contracts		8689	0.00	0.00	0.0%
Other Local Revenue					
All Other Local Revenue		8699	33,773.67	55,121.00	63.2%
All Other Transfers In from All Others		8799	0.00	0.00	0.0%
TOTAL, OTHER LOCAL REVENUE			5,659,291.86	175,121.00	-96.9%
TOTAL, REVENUES			308,390,525.88	234,340,222.00	-24.0%
CERTIFICATED SALARIES					

Description	Resource Codes	Object Codes	2025-26 Unaudited Actuals	2026-27 Budget	Percent Difference
Certificated Teachers' Salaries		1100	54,888,789.74	47,670,135.00	-13.2%
Certificated Pupil Support Salaries		1200	1,680,757.12	1,934,629.00	15.1%
Certificated Supervisors' and Administrators' Salaries		1300	16,318,788.69	15,853,778.00	-2.8%
Other Certificated Salaries		1900	415,131.00	103,651.00	-75.0%
TOTAL, CERTIFICATED SALARIES			73,303,466.55	65,562,193.00	-10.6%
CLASSIFIED SALARIES					
Classified Instructional Salaries		2100	71,551,229.78	58,987,406.00	-17.6%
Classified Support Salaries		2200	13,921,832.42	10,062,375.00	-27.7%
Classified Supervisors' and Administrators' Salaries		2300	0.00	0.00	0.0%
Clerical, Technical and Office Salaries		2400	8,107,496.64	8,249,444.00	1.8%
Other Classified Salaries		2900	37,034.96	109,699.00	196.2%
TOTAL, CLASSIFIED SALARIES			93,617,593.80	77,408,924.00	-17.3%
EMPLOYEE BENEFITS					
STRS		3101-3102	12,991,331.87	12,522,856.00	-3.6%
PERS		3201-3202	22,963,494.70	18,619,245.00	-18.9%
OASDI/Medicare/Alternative		3301-3302	8,305,596.32	6,708,243.00	-19.2%
Health and Welfare Benefits		3401-3402	30,917,931.80	36,885,479.00	19.3%
Unemployment Insurance		3501-3502	95,127.46	73,294.00	-23.0%
Workers' Compensation		3601-3602	2,934,297.20	2,319,124.00	-21.0%
OPEB, Allocated		3701-3702	10,771,958.44	10,169,220.00	-5.6%
OPEB, Active Employees		3751-3752	3,257,105.04	4,333,111.00	33.0%
Other Employee Benefits		3901-3902	0.00	0.00	0.0%
TOTAL, EMPLOYEE BENEFITS			92,236,842.83	91,630,572.00	-0.7%
BOOKS AND SUPPLIES					
Approved Textbooks and Core Curricula Materials		4100	0.00	0.00	0.0%
Books and Other Reference Materials		4200	0.00	0.00	0.0%
Materials and Supplies		4300	12,788,968.90	71,540,895.03	459.4%
Noncapitalized Equipment		4400	1,210,984.27	0.00	-100.0%
Food		4700	24,432.01	0.00	-100.0%
TOTAL, BOOKS AND SUPPLIES			14,024,385.18	71,540,895.03	410.1%
SERVICES AND OTHER OPERATING EXPENDITURES					
Subagreements for Services		5100	1,752,401.00	0.00	-100.0%
Travel and Conferences		5200	142,973.54	87,625.00	-38.7%
Dues and Memberships		5300	122,804.00	0.00	-100.0%
Insurance		5400-5450	0.00	0.00	0.0%
Operations and Housekeeping Services		5500	5,670,141.81	2,721,098.00	-52.0%
Rentals, Leases, Repairs, and Noncapitalized Improvements		5600	551,713.24	98,454.00	-82.2%
Transfers of Direct Costs		5710	0.00	0.00	0.0%
Transfers of Direct Costs - Interfund		5750	0.00	0.00	0.0%
Professional/Consulting Services and Operating Expenditures		5800	3,397,677.06	274,535.00	-91.9%
Communications		5900	1,536,418.03	1,542,680.00	0.4%
TOTAL, SERVICES AND OTHER OPERATING EXPENDITURES			13,174,128.68	4,724,392.00	-64.1%
CAPITAL OUTLAY					
Land		6100	0.00	0.00	0.0%
Land Improvements		6170	0.00	0.00	0.0%
Buildings and Improvements of Buildings		6200	914,135.73	0.00	-100.0%
Equipment		6400	0.00	0.00	0.0%
Equipment Replacement		6500	0.00	0.00	0.0%
Lease Assets		6600	0.00	0.00	0.0%
Subscription Assets		6700	1,272,047.52	0.00	-100.0%
TOTAL, CAPITAL OUTLAY			2,186,183.25	0.00	-100.0%
OTHER OUTGO (excluding Transfers of Indirect Costs)					
Other Transfers Out					
All Other Transfers Out to All Others		7299	0.00	0.00	0.0%
Debt Service					
Debt Service - Interest		7438	2,010.58	0.00	-100.0%
Other Debt Service - Principal		7439	115,078.98	0.00	-100.0%

Description	Resource Codes	Object Codes	2025-26 Unaudited Actuals	2026-27 Budget	Percent Difference
TOTAL, OTHER OUTGO (excluding Transfers of Indirect Costs)			117,089.56	0.00	-100.0%
OTHER OUTGO - TRANSFERS OF INDIRECT COSTS					
Transfers of Indirect Costs - Interfund		7350	23,784,921.16	23,456,764.00	-1.4%
TOTAL, OTHER OUTGO - TRANSFERS OF INDIRECT COSTS			23,784,921.16	23,456,764.00	-1.4%
TOTAL, EXPENDITURES			312,444,611.01	334,323,740.03	7.0%
INTERFUND TRANSFERS					
INTERFUND TRANSFERS IN					
From: General Fund		8911	0.00	0.00	0.0%
Other Authorized Interfund Transfers In		8919	0.00	0.00	0.0%
(a) TOTAL, INTERFUND TRANSFERS IN			0.00	0.00	0.0%
INTERFUND TRANSFERS OUT					
Other Authorized Interfund Transfers Out		7619	0.00	0.00	0.0%
(b) TOTAL, INTERFUND TRANSFERS OUT			0.00	0.00	0.0%
OTHER SOURCES/USES					
SOURCES					
Other Sources					
Transfers from Funds of Lapsed/Reorganized LEAs		8965	0.00	0.00	0.0%
Long-Term Debt Proceeds					
Proceeds from Certificates of Participation		8971	0.00	0.00	0.0%
Proceeds from Leases		8972	0.00	0.00	0.0%
Proceeds from SBITAs		8974	0.00	0.00	0.0%
All Other Financing Sources		8979	0.00	0.00	0.0%
(c) TOTAL, SOURCES			0.00	0.00	0.0%
USES					
Transfers of Funds from Lapsed/Reorganized LEAs		7651	0.00	0.00	0.0%
All Other Financing Uses		7699	0.00	0.00	0.0%
(d) TOTAL, USES			0.00	0.00	0.0%
CONTRIBUTIONS					
Contributions from Unrestricted Revenues		8980	0.00	0.00	0.0%
Contributions from Restricted Revenues		8990	0.00	0.00	0.0%
(e) TOTAL, CONTRIBUTIONS			0.00	0.00	0.0%
TOTAL, OTHER FINANCING SOURCES/USES (a - b + c - d + e)			0.00	0.00	0.0%

Description	Function Codes	Object Codes	2025-26 Unaudited Actuals	2026-27 Budget	Percent Difference
A. REVENUES					
1) LCFF Sources		8010-8099	0.00	0.00	0.0%
2) Federal Revenue		8100-8299	8,084,240.99	8,188,813.00	1.3%
3) Other State Revenue		8300-8599	294,646,993.03	225,976,288.00	-23.3%
4) Other Local Revenue		8600-8799	5,659,291.86	175,121.00	-96.9%
5) TOTAL, REVENUES			308,390,525.88	234,340,222.00	-24.0%
B. EXPENDITURES (Objects 1000-7999)					
1) Instruction	1000-1999		210,067,406.95	195,453,654.03	-7.0%
2) Instruction - Related Services	2000-2999		41,449,952.87	89,462,053.00	115.8%
3) Pupil Services	3000-3999		2,365,013.59	2,771,454.00	17.2%
4) Ancillary Services	4000-4999		0.00	0.00	0.0%
5) Community Services	5000-5999		0.00	0.00	0.0%
6) Enterprise	6000-6999		0.00	0.00	0.0%
7) General Administration	7000-7999		23,784,921.16	23,456,764.00	-1.4%
8) Plant Services	8000-8999		34,660,226.88	23,179,815.00	-33.1%
9) Other Outgo	9000-9999	Except 7600-7699	117,089.56	0.00	-100.0%
10) TOTAL, EXPENDITURES			312,444,611.01	334,323,740.03	7.0%
C. EXCESS (DEFICIENCY) OF REVENUES OVER EXPENDITURES BEFORE OTHER FINANCING SOURCES AND USES (A5 - B10)			(4,054,085.13)	(99,983,518.03)	2,366.2%
D. OTHER FINANCING SOURCES/USES					
1) Interfund Transfers					
a) Transfers In		8900-8929	0.00	0.00	0.0%
b) Transfers Out		7600-7629	0.00	0.00	0.0%
2) Other Sources/Uses					
a) Sources		8930-8979	0.00	0.00	0.0%
b) Uses		7630-7699	0.00	0.00	0.0%
3) Contributions		8980-8999	0.00	0.00	0.0%
4) TOTAL, OTHER FINANCING SOURCES/USES			0.00	0.00	0.0%
E. NET INCREASE (DECREASE) IN FUND BALANCE (C + D4)			(4,054,085.13)	(99,983,518.03)	2,366.2%
F. FUND BALANCE, RESERVES					
1) Beginning Fund Balance					
a) As of July 1 - Unaudited		9791	107,557,043.08	103,215,485.57	-4.0%
b) Audit Adjustments		9793	(287,472.38)	0.00	-100.0%
c) As of July 1 - Audited (F1a + F1b)			107,269,570.70	103,215,485.57	-3.8%
d) Other Restatements		9795	0.00	(3,191,479.75)	New
e) Adjusted Beginning Balance (F1c + F1d)			107,269,570.70	100,024,005.82	-6.8%
2) Ending Balance, June 30 (E + F1e)			103,215,485.57	40,487.79	-100.0%
Components of Ending Fund Balance					
a) Nonspendable					
Revolving Cash		9711	0.00	0.00	0.0%
Stores		9712	0.00	0.00	0.0%
Prepaid Items		9713	492,533.95	0.00	-100.0%
All Others		9719	0.00	0.00	0.0%
b) Restricted		9740	91,440,870.21	0.39	-100.0%
c) Committed					
Stabilization Arrangements		9750	0.00	0.00	0.0%
Other Commitments (by Resource/Object)		9760	0.00	0.00	0.0%
d) Assigned					
Other Assignments (by Resource/Object)		9780	11,282,081.41	40,488.00	-99.6%
e) Unassigned/Unappropriated					
Reserve for Economic Uncertainties		9789	0.00	0.00	0.0%
Unassigned/Unappropriated Amount		9790	0.00	(0.60)	New

Resource	Description	2025-26 Unaudited Actuals	2026-27 Budget
6160	Child Care and Development Programs Administered by California Department of Social Services (State Funds)	1,935,740.40	0.00
7810	Other Restricted State	89,505,129.81	.39
Total, Restricted Balance		91,440,870.21	.39

Description	Resource Codes	Object Codes	2025-26 Unaudited Actuals	2026-27 Budget	Percent Difference
A. REVENUES					
1) LCFF Sources		8010-8099	0.00	0.00	0.0%
2) Federal Revenue		8100-8299	387,722,936.63	386,219,711.00	-0.4%
3) Other State Revenue		8300-8599	112,645,552.17	108,035,451.00	-4.1%
4) Other Local Revenue		8600-8799	10,597,790.87	9,287,029.00	-12.4%
5) TOTAL, REVENUES			510,966,279.67	503,542,191.00	-1.5%
B. EXPENDITURES					
1) Certificated Salaries		1000-1999	0.00	0.00	0.0%
2) Classified Salaries		2000-2999	184,700,485.21	197,581,345.00	7.0%
3) Employee Benefits		3000-3999	142,841,407.60	169,994,241.00	19.0%
4) Books and Supplies		4000-4999	163,585,062.06	186,893,867.00	14.2%
5) Services and Other Operating Expenditures		5000-5999	2,352,333.16	2,906,342.00	23.6%
6) Capital Outlay		6000-6999	54,330.38	2,569,030.00	4,628.5%
7) Other Outgo (excluding Transfers of Indirect Costs)		7100-7299, 7400-7499	0.00	0.00	0.0%
8) Other Outgo - Transfers of Indirect Costs		7300-7399	20,735,478.16	24,111,297.00	16.3%
9) TOTAL, EXPENDITURES			514,269,096.57	584,056,122.00	13.6%
C. EXCESS (DEFICIENCY) OF REVENUES OVER EXPENDITURES BEFORE OTHER FINANCING SOURCES AND USES (A5 - B9)			(3,302,816.90)	(80,513,931.00)	2,337.7%
D. OTHER FINANCING SOURCES/USES					
1) Interfund Transfers					
a) Transfers In		8900-8929	545,632.09	0.00	-100.0%
b) Transfers Out		7600-7629	0.00	0.00	0.0%
2) Other Sources/Uses					
a) Sources		8930-8979	0.00	0.00	0.0%
b) Uses		7630-7699	0.00	0.00	0.0%
3) Contributions		8980-8999	0.00	0.00	0.0%
4) TOTAL, OTHER FINANCING SOURCES/USES			545,632.09	0.00	-100.0%
E. NET INCREASE (DECREASE) IN FUND BALANCE (C + D4)			(2,757,184.81)	(80,513,931.00)	2,820.1%
F. FUND BALANCE, RESERVES					
1) Beginning Fund Balance					
a) As of July 1 - Unaudited		9791	273,829,999.24	271,355,524.89	-0.9%
b) Audit Adjustments		9793	282,710.46	0.00	-100.0%
c) As of July 1 - Audited (F1a + F1b)			274,112,709.70	271,355,524.89	-1.0%
d) Other Restatements		9795	0.00	(25,045,429.96)	New
e) Adjusted Beginning Balance (F1c + F1d)			274,112,709.70	246,310,094.93	-10.1%
2) Ending Balance, June 30 (E + F1e)			271,355,524.89	165,796,163.93	-38.9%
Components of Ending Fund Balance					
a) Nonspendable					
Revolving Cash		9711	0.00	0.00	0.0%
Stores		9712	20,591,537.72	12,110,285.00	-41.2%
Prepaid Items		9713	0.00	0.00	0.0%
All Others		9719	0.00	0.00	0.0%
b) Restricted		9740	250,763,987.17	153,685,879.80	-38.7%
c) Committed					
Stabilization Arrangements		9750	0.00	0.00	0.0%
Other Commitments		9760	0.00	0.00	0.0%
d) Assigned					
Other Assignments		9780	0.00	0.00	0.0%
e) Unassigned/Unappropriated Reserve for Economic Uncertainties		9789	0.00	0.00	0.0%
Unassigned/Unappropriated Amount		9790	0.00	(0.87)	New
G. ASSETS					
1) Cash					
a) in County Treasury		9110	274,136,231.00		
1) Fair Value Adjustment to Cash in County Treasury		9111	(5,877,476.47)		
b) in Banks		9120	0.00		
c) in Revolving Cash Account		9130	0.00		
d) with Fiscal Agent/Trustee		9135	0.00		

Description	Resource Codes	Object Codes	2025-26 Unaudited Actuals	2026-27 Budget	Percent Difference
e) Collections Awaiting Deposit		9140	26,261.27		
2) Investments		9150	0.00		
3) Accounts Receivable		9200	2,322,754.45		
4) Due from Grantor Government		9290	27,187,854.83		
5) Due from Other Funds		9310	0.00		
6) Stores		9320	20,591,537.72		
7) Prepaid Expenditures		9330	0.00		
8) Other Current Assets		9340	0.00		
9) Lease Receivable		9380	0.00		
10) TOTAL, ASSETS			318,387,162.80		
H. DEFERRED OUTFLOWS OF RESOURCES					
1) Deferred Outflows of Resources		9490	0.00		
2) TOTAL, DEFERRED OUTFLOWS			0.00		
I. LIABILITIES					
1) Accounts Payable		9500	46,109,119.10		
2) Due to Grantor Governments		9590	0.00		
3) Due to Other Funds		9610	0.00		
4) Current Loans		9640			
5) Unearned Revenue		9650	922,518.81		
6) TOTAL, LIABILITIES			47,031,637.91		
J. DEFERRED INFLOWS OF RESOURCES					
1) Deferred Inflows of Resources		9690	0.00		
2) TOTAL, DEFERRED INFLOWS			0.00		
K. FUND EQUITY					
(must agree with line F2) (G10 + H2) - (I6 + J2)			271,355,524.89		
FEDERAL REVENUE					
Child Nutrition Programs		8220	366,779,435.74	366,333,441.00	-0.1%
Donated Food Commodities		8221	20,938,789.39	19,886,270.00	-5.0%
All Other Federal Revenue		8290	4,711.50	0.00	-100.0%
TOTAL, FEDERAL REVENUE			387,722,936.63	386,219,711.00	-0.4%
OTHER STATE REVENUE					
Child Nutrition Programs		8520	112,611,187.43	108,035,451.00	-4.1%
All Other State Revenue		8590	34,364.74	0.00	-100.0%
TOTAL, OTHER STATE REVENUE			112,645,552.17	108,035,451.00	-4.1%
OTHER LOCAL REVENUE					
Other Local Revenue					
Sales					
Sale of Equipment/Supplies		8631	0.00	0.00	0.0%
Food Service Sales		8634	2,141,182.12	1,879,465.00	-12.2%
Leases and Rentals		8650	0.00	0.00	0.0%
Interest		8660	8,585,082.63	7,348,918.00	-14.4%
Net Increase (Decrease) in the Fair Value of Investments		8662	(671,731.69)	0.00	-100.0%
Fees and Contracts					
Interagency Services		8677	0.00	0.00	0.0%
Other Local Revenue					
All Other Local Revenue		8699	543,257.81	58,646.00	-89.2%
TOTAL, OTHER LOCAL REVENUE			10,597,790.87	9,287,029.00	-12.4%
TOTAL, REVENUES			510,966,279.67	503,542,191.00	-1.5%
CERTIFICATED SALARIES					
Certificated Supervisors' and Administrators' Salaries		1300	0.00	0.00	0.0%
Other Certificated Salaries		1900	0.00	0.00	0.0%
TOTAL, CERTIFICATED SALARIES			0.00	0.00	0.0%
CLASSIFIED SALARIES					
Classified Support Salaries		2200	175,540,560.39	177,521,635.00	1.1%
Classified Supervisors' and Administrators' Salaries		2300	610,549.66	552,347.00	-9.5%
Clerical, Technical and Office Salaries		2400	8,549,215.16	19,488,425.00	128.0%
Other Classified Salaries		2900	160.00	18,938.00	11,736.3%

Description	Resource Codes	Object Codes	2025-26 Unaudited Actuals	2026-27 Budget	Percent Difference
TOTAL, CLASSIFIED SALARIES			184,700,485.21	197,581,345.00	7.0%
EMPLOYEE BENEFITS					
STRS		3101-3102	0.00	0.00	0.0%
PERS		3201-3202	47,051,994.98	52,174,988.00	10.9%
OASDI/Medicare/Alternative		3301-3302	14,111,899.99	15,117,994.00	7.1%
Health and Welfare Benefits		3401-3402	54,956,446.39	71,704,284.00	30.5%
Unemployment Insurance		3501-3502	106,180.16	100,174.00	-5.7%
Workers' Compensation		3601-3602	3,269,430.57	3,204,755.00	-2.0%
OPEB, Allocated		3701-3702	19,184,025.33	19,310,772.00	0.7%
OPEB, Active Employees		3751-3752	4,161,430.18	8,381,274.00	101.4%
Other Employee Benefits		3901-3902	0.00	0.00	0.0%
TOTAL, EMPLOYEE BENEFITS			142,841,407.60	169,994,241.00	19.0%
BOOKS AND SUPPLIES					
Books and Other Reference Materials		4200	0.00	0.00	0.0%
Materials and Supplies		4300	4,451,489.12	6,718,009.00	50.9%
Noncapitalized Equipment		4400	113,937.49	440,787.00	286.9%
Food		4700	159,019,635.45	179,735,071.00	13.0%
TOTAL, BOOKS AND SUPPLIES			163,585,062.06	186,893,867.00	14.2%
SERVICES AND OTHER OPERATING EXPENDITURES					
Subagreements for Services		5100	0.00	0.00	0.0%
Travel and Conferences		5200	222,438.78	941,144.00	323.1%
Dues and Memberships		5300	19,385.00	19,714.00	1.7%
Insurance		5400-5450	0.00	0.00	0.0%
Operations and Housekeeping Services		5500	519,137.39	482,865.00	-7.0%
Rentals, Leases, Repairs, and Noncapitalized Improvements		5600	43,470.97	170,502.00	292.2%
Transfers of Direct Costs		5710	0.00	0.00	0.0%
Transfers of Direct Costs - Interfund		5750	0.00	0.00	0.0%
Professional/Consulting Services and Operating Expenditures		5800	1,510,816.72	1,189,773.00	-21.2%
Communications		5900	37,084.30	102,344.00	176.0%
TOTAL, SERVICES AND OTHER OPERATING EXPENDITURES			2,352,333.16	2,906,342.00	23.6%
CAPITAL OUTLAY					
Buildings and Improvements of Buildings		6200	0.00	0.00	0.0%
Equipment		6400	54,330.38	2,569,030.00	4,628.5%
Equipment Replacement		6500	0.00	0.00	0.0%
Lease Assets		6600	0.00	0.00	0.0%
Subscription Assets		6700	0.00	0.00	0.0%
TOTAL, CAPITAL OUTLAY			54,330.38	2,569,030.00	4,628.5%
OTHER OUTGO (excluding Transfers of Indirect Costs)					
Debt Service					
Debt Service - Interest		7438	0.00	0.00	0.0%
Other Debt Service - Principal		7439	0.00	0.00	0.0%
TOTAL, OTHER OUTGO (excluding Transfers of Indirect Costs)			0.00	0.00	0.0%
OTHER OUTGO - TRANSFERS OF INDIRECT COSTS					
Transfers of Indirect Costs - Interfund		7350	20,735,478.16	24,111,297.00	16.3%
TOTAL, OTHER OUTGO - TRANSFERS OF INDIRECT COSTS			20,735,478.16	24,111,297.00	16.3%
TOTAL, EXPENDITURES			514,269,096.57	584,056,122.00	13.6%
INTERFUND TRANSFERS					
INTERFUND TRANSFERS IN					
From: General Fund		8916	545,632.09	0.00	-100.0%
Other Authorized Interfund Transfers In		8919	0.00	0.00	0.0%
(a) TOTAL, INTERFUND TRANSFERS IN			545,632.09	0.00	-100.0%
INTERFUND TRANSFERS OUT					
Other Authorized Interfund Transfers Out		7619	0.00	0.00	0.0%
(b) TOTAL, INTERFUND TRANSFERS OUT			0.00	0.00	0.0%
OTHER SOURCES/USES					
SOURCES					
Other Sources					

Description	Resource Codes	Object Codes	2025-26 Unaudited Actuals	2026-27 Budget	Percent Difference
Transfers from Funds of Lapsed/Reorganized LEAs		8965	0.00	0.00	0.0%
Long-Term Debt Proceeds					
Proceeds from Leases		8972	0.00	0.00	0.0%
Proceeds from SBITAs		8974	0.00	0.00	0.0%
All Other Financing Sources		8979	0.00	0.00	0.0%
(c) TOTAL, SOURCES			0.00	0.00	0.0%
USES					
Transfers of Funds from Lapsed/Reorganized LEAs		7651	0.00	0.00	0.0%
All Other Financing Uses		7699	0.00	0.00	0.0%
(d) TOTAL, USES			0.00	0.00	0.0%
CONTRIBUTIONS					
Contributions from Unrestricted Revenues		8980	0.00	0.00	0.0%
Contributions from Restricted Revenues		8990	0.00	0.00	0.0%
(e) TOTAL, CONTRIBUTIONS			0.00	0.00	0.0%
TOTAL, OTHER FINANCING SOURCES/USES (a - b + c - d + e)			545,632.09	0.00	-100.0%

Description	Function Codes	Object Codes	2025-26 Unaudited Actuals	2026-27 Budget	Percent Difference
A. REVENUES					
1) LCFF Sources		8010-8099	0.00	0.00	0.0%
2) Federal Revenue		8100-8299	387,722,936.63	386,219,711.00	-0.4%
3) Other State Revenue		8300-8599	112,645,552.17	108,035,451.00	-4.1%
4) Other Local Revenue		8600-8799	10,597,790.87	9,287,029.00	-12.4%
5) TOTAL, REVENUES			510,966,279.67	503,542,191.00	-1.5%
B. EXPENDITURES (Objects 1000-7999)					
1) Instruction	1000-1999		0.00	0.00	0.0%
2) Instruction - Related Services	2000-2999		0.00	0.00	0.0%
3) Pupil Services	3000-3999		482,257,946.07	556,043,823.00	15.3%
4) Ancillary Services	4000-4999		0.00	0.00	0.0%
5) Community Services	5000-5999		0.00	0.00	0.0%
6) Enterprise	6000-6999		0.00	0.00	0.0%
7) General Administration	7000-7999		20,735,478.16	24,111,297.00	16.3%
8) Plant Services	8000-8999		11,275,672.34	3,901,002.00	-65.4%
9) Other Outgo	9000-9999	Except 7600-7699	0.00	0.00	0.0%
10) TOTAL, EXPENDITURES			514,269,096.57	584,056,122.00	13.6%
C. EXCESS (DEFICIENCY) OF REVENUES OVER EXPENDITURES BEFORE OTHER FINANCING SOURCES AND USES (A5 - B10)			(3,302,816.90)	(80,513,931.00)	2,337.7%
D. OTHER FINANCING SOURCES/USES					
1) Interfund Transfers					
a) Transfers In		8900-8929	545,632.09	0.00	-100.0%
b) Transfers Out		7600-7629	0.00	0.00	0.0%
2) Other Sources/Uses					
a) Sources		8930-8979	0.00	0.00	0.0%
b) Uses		7630-7699	0.00	0.00	0.0%
3) Contributions		8980-8999	0.00	0.00	0.0%
4) TOTAL, OTHER FINANCING SOURCES/USES			545,632.09	0.00	-100.0%
E. NET INCREASE (DECREASE) IN FUND BALANCE (C + D4)			(2,757,184.81)	(80,513,931.00)	2,820.1%
F. FUND BALANCE, RESERVES					
1) Beginning Fund Balance					
a) As of July 1 - Unaudited		9791	273,829,999.24	271,355,524.89	-0.9%
b) Audit Adjustments		9793	282,710.46	0.00	-100.0%
c) As of July 1 - Audited (F1a + F1b)			274,112,709.70	271,355,524.89	-1.0%
d) Other Restatements		9795	0.00	(25,045,429.96)	New
e) Adjusted Beginning Balance (F1c + F1d)			274,112,709.70	246,310,094.93	-10.1%
2) Ending Balance, June 30 (E + F1e)			271,355,524.89	165,796,163.93	-38.9%
Components of Ending Fund Balance					
a) Nonspendable					
Revolving Cash		9711	0.00	0.00	0.0%
Stores		9712	20,591,537.72	12,110,285.00	-41.2%
Prepaid Items		9713	0.00	0.00	0.0%
All Others		9719	0.00	0.00	0.0%
b) Restricted		9740	250,763,987.17	153,685,879.80	-38.7%
c) Committed					
Stabilization Arrangements		9750	0.00	0.00	0.0%
Other Commitments (by Resource/Object)		9760	0.00	0.00	0.0%
d) Assigned					
Other Assignments (by Resource/Object)		9780	0.00	0.00	0.0%
e) Unassigned/Unappropriated					
Reserve for Economic Uncertainties		9789	0.00	0.00	0.0%
Unassigned/Unappropriated Amount		9790	0.00	(0.87)	New

Resource	Description	2025-26 Unaudited Actuals	2026-27 Budget
5310	Child Nutrition: School Programs (e.g., School Lunch, School Breakfast, Milk, Pregnant & Lactating Students)	237,785,957.07	153,685,879.52
5320	Child Nutrition: Child Care Food Program (CCFP) Claims-Centers and Family Day Care Homes (Meal Reimbursements)	8,522,771.16	.28
5330	Child Nutrition: Summer Food Service Program Operations	4,455,258.94	0.00
Total, Restricted Balance		250,763,987.17	153,685,879.80

Description	Resource Codes	Object Codes	2025-26 Unaudited Actuals	2026-27 Budget	Percent Difference
A. REVENUES					
1) LCFF Sources		8010-8099	0.00	0.00	0.0%
2) Federal Revenue		8100-8299	0.00	0.00	0.0%
3) Other State Revenue		8300-8599	0.00	0.00	0.0%
4) Other Local Revenue		8600-8799	21,632,974.63	0.00	-100.0%
5) TOTAL, REVENUES			21,632,974.63	0.00	-100.0%
B. EXPENDITURES					
1) Certificated Salaries		1000-1999	0.00	0.00	0.0%
2) Classified Salaries		2000-2999	0.00	0.00	0.0%
3) Employee Benefits		3000-3999	0.00	0.00	0.0%
4) Books and Supplies		4000-4999	0.00	0.00	0.0%
5) Services and Other Operating Expenditures		5000-5999	0.00	0.00	0.0%
6) Capital Outlay		6000-6999	0.00	0.00	0.0%
7) Other Outgo (excluding Transfers of Indirect Costs)		7100-7299, 7400-7499	0.00	0.00	0.0%
8) Other Outgo - Transfers of Indirect Costs		7300-7399	0.00	0.00	0.0%
9) TOTAL, EXPENDITURES			0.00	0.00	0.0%
C. EXCESS (DEFICIENCY) OF REVENUES OVER EXPENDITURES BEFORE OTHER FINANCING SOURCES AND USES (A5 - B9)			21,632,974.63	0.00	-100.0%
D. OTHER FINANCING SOURCES/USES					
1) Interfund Transfers					
a) Transfers In		8900-8929	0.00	0.00	0.0%
b) Transfers Out		7600-7629	0.00	92,624,759.00	New
2) Other Sources/Uses					
a) Sources		8930-8979	0.00	0.00	0.0%
b) Uses		7630-7699	0.00	0.00	0.0%
3) Contributions		8980-8999	0.00	0.00	0.0%
4) TOTAL, OTHER FINANCING SOURCES/USES			0.00	(92,624,759.00)	New
E. NET INCREASE (DECREASE) IN FUND BALANCE (C + D4)			21,632,974.63	(92,624,759.00)	-528.2%
F. FUND BALANCE, RESERVES					
1) Beginning Fund Balance					
a) As of July 1 - Unaudited		9791	577,007,955.30	599,450,025.76	3.9%
b) Audit Adjustments		9793	809,095.83	0.00	-100.0%
c) As of July 1 - Audited (F1a + F1b)			577,817,051.13	599,450,025.76	3.7%
d) Other Restatements		9795	0.00	(9,195,267.45)	New
e) Adjusted Beginning Balance (F1c + F1d)			577,817,051.13	590,254,758.31	2.2%
2) Ending Balance, June 30 (E + F1e)			599,450,025.76	497,629,999.31	-17.0%
Components of Ending Fund Balance					
a) Nonspendable					
Revolving Cash		9711	0.00	0.00	0.0%
Stores		9712	0.00	0.00	0.0%
Prepaid Items		9713	0.00	0.00	0.0%
All Others		9719	0.00	0.00	0.0%
b) Restricted		9740	0.00	0.00	0.0%
c) Committed					
Stabilization Arrangements		9750	0.00	0.00	0.0%
Other Commitments		9760	0.00	0.00	0.0%
d) Assigned					
Other Assignments		9780	0.00	0.00	0.0%
e) Unassigned/Unappropriated Reserve for Economic Uncertainties		9789	599,450,025.76	497,629,999.31	-17.0%
Unassigned/Unappropriated Amount		9790	0.00	0.00	0.0%
G. ASSETS					
1) Cash					
a) in County Treasury		9110	607,473,093.13		
1) Fair Value Adjustment to Cash in County Treasury		9111	(13,024,223.12)		
b) in Banks		9120	0.00		
c) in Revolving Cash Account		9130	0.00		
d) with Fiscal Agent/Trustee		9135	0.00		

Description	Resource Codes	Object Codes	2025-26 Unaudited Actuals	2026-27 Budget	Percent Difference
e) Collections Awaiting Deposit		9140	0.00		
2) Investments		9150	0.00		
3) Accounts Receivable		9200	5,001,155.75		
4) Due from Grantor Government		9290	0.00		
5) Due from Other Funds		9310	0.00		
6) Stores		9320	0.00		
7) Prepaid Expenditures		9330	0.00		
8) Other Current Assets		9340	0.00		
9) Lease Receivable		9380	0.00		
10) TOTAL, ASSETS			599,450,025.76		
H. DEFERRED OUTFLOWS OF RESOURCES					
1) Deferred Outflows of Resources		9490	0.00		
2) TOTAL, DEFERRED OUTFLOWS			0.00		
I. LIABILITIES					
1) Accounts Payable		9500	0.00		
2) Due to Grantor Governments		9590	0.00		
3) Due to Other Funds		9610	0.00		
4) Current Loans		9640			
5) Unearned Revenue		9650	0.00		
6) TOTAL, LIABILITIES			0.00		
J. DEFERRED INFLOWS OF RESOURCES					
1) Deferred Inflows of Resources		9690	0.00		
2) TOTAL, DEFERRED INFLOWS			0.00		
K. FUND EQUITY					
(must agree with line F2) (G10 + H2) - (I6 + J2)			599,450,025.76		
OTHER LOCAL REVENUE					
Other Local Revenue					
Sales					
Sale of Equipment/Supplies		8631	0.00	0.00	0.0%
Interest		8660	19,949,248.88	0.00	-100.0%
Net Increase (Decrease) in the Fair Value of Investments		8662	1,683,725.75	0.00	-100.0%
TOTAL, OTHER LOCAL REVENUE			21,632,974.63	0.00	-100.0%
TOTAL, REVENUES			21,632,974.63	0.00	-100.0%
INTERFUND TRANSFERS					
INTERFUND TRANSFERS IN					
From: General Fund/CSSF		8912	0.00	0.00	0.0%
Other Authorized Interfund Transfers In		8919	0.00	0.00	0.0%
(a) TOTAL, INTERFUND TRANSFERS IN			0.00	0.00	0.0%
INTERFUND TRANSFERS OUT					
To: General Fund/CSSF		7612	0.00	0.00	0.0%
To: State School Building Fund/County School Facilities Fund		7613	0.00	0.00	0.0%
Other Authorized Interfund Transfers Out		7619	0.00	92,624,759.00	New
(b) TOTAL, INTERFUND TRANSFERS OUT			0.00	92,624,759.00	New
OTHER SOURCES/USES					
SOURCES					
Other Sources					
Transfers from Funds of Lapsed/Reorganized LEAs		8965	0.00	0.00	0.0%
(c) TOTAL, SOURCES			0.00	0.00	0.0%
USES					
Transfers of Funds from Lapsed/Reorganized LEAs		7651	0.00	0.00	0.0%
(d) TOTAL, USES			0.00	0.00	0.0%
CONTRIBUTIONS					
Contributions from Restricted Revenues		8990	0.00	0.00	0.0%
(e) TOTAL, CONTRIBUTIONS			0.00	0.00	0.0%
TOTAL, OTHER FINANCING SOURCES/USES (a - b + c - d + e)			0.00	(92,624,759.00)	New

Description	Function Codes	Object Codes	2025-26 Unaudited Actuals	2026-27 Budget	Percent Difference
A. REVENUES					
1) LCFF Sources		8010-8099	0.00	0.00	0.0%
2) Federal Revenue		8100-8299	0.00	0.00	0.0%
3) Other State Revenue		8300-8599	0.00	0.00	0.0%
4) Other Local Revenue		8600-8799	21,632,974.63	0.00	-100.0%
5) TOTAL, REVENUES			21,632,974.63	0.00	-100.0%
B. EXPENDITURES (Objects 1000-7999)					
1) Instruction	1000-1999		0.00	0.00	0.0%
2) Instruction - Related Services	2000-2999		0.00	0.00	0.0%
3) Pupil Services	3000-3999		0.00	0.00	0.0%
4) Ancillary Services	4000-4999		0.00	0.00	0.0%
5) Community Services	5000-5999		0.00	0.00	0.0%
6) Enterprise	6000-6999		0.00	0.00	0.0%
7) General Administration	7000-7999		0.00	0.00	0.0%
8) Plant Services	8000-8999		0.00	0.00	0.0%
9) Other Outgo	9000-9999	Except 7600-7699	0.00	0.00	0.0%
10) TOTAL, EXPENDITURES			0.00	0.00	0.0%
C. EXCESS (DEFICIENCY) OF REVENUES OVER EXPENDITURES BEFORE OTHER FINANCING SOURCES AND USES (A5 - B10)			21,632,974.63	0.00	-100.0%
D. OTHER FINANCING SOURCES/USES					
1) Interfund Transfers					
a) Transfers In		8900-8929	0.00	0.00	0.0%
b) Transfers Out		7600-7629	0.00	92,624,759.00	New
2) Other Sources/Uses					
a) Sources		8930-8979	0.00	0.00	0.0%
b) Uses		7630-7699	0.00	0.00	0.0%
3) Contributions		8980-8999	0.00	0.00	0.0%
4) TOTAL, OTHER FINANCING SOURCES/USES			0.00	(92,624,759.00)	New
E. NET INCREASE (DECREASE) IN FUND BALANCE (C + D4)			21,632,974.63	(92,624,759.00)	-528.2%
F. FUND BALANCE, RESERVES					
1) Beginning Fund Balance					
a) As of July 1 - Unaudited		9791	577,007,955.30	599,450,025.76	3.9%
b) Audit Adjustments		9793	809,095.83	0.00	-100.0%
c) As of July 1 - Audited (F1a + F1b)			577,817,051.13	599,450,025.76	3.7%
d) Other Restatements		9795	0.00	(9,195,267.45)	New
e) Adjusted Beginning Balance (F1c + F1d)			577,817,051.13	590,254,758.31	2.2%
2) Ending Balance, June 30 (E + F1e)			599,450,025.76	497,629,999.31	-17.0%
Components of Ending Fund Balance					
a) Nonspendable					
Revolving Cash		9711	0.00	0.00	0.0%
Stores		9712	0.00	0.00	0.0%
Prepaid Items		9713	0.00	0.00	0.0%
All Others		9719	0.00	0.00	0.0%
b) Restricted		9740	0.00	0.00	0.0%
c) Committed					
Stabilization Arrangements		9750	0.00	0.00	0.0%
Other Commitments (by Resource/Object)		9760	0.00	0.00	0.0%
d) Assigned					
Other Assignments (by Resource/Object)		9780	0.00	0.00	0.0%
e) Unassigned/Unappropriated					
Reserve for Economic Uncertainties		9789	599,450,025.76	497,629,999.31	-17.0%
Unassigned/Unappropriated Amount		9790	0.00	0.00	0.0%

Resource	Description	2025-26 Unaudited Actuals	2026-27 Budget
Total, Restricted Balance		0.00	0.00

Description	Resource Codes	Object Codes	2025-26 Unaudited Actuals	2026-27 Budget	Percent Difference
A. REVENUES					
1) LCFF Sources		8010-8099	0.00	0.00	0.0%
2) Federal Revenue		8100-8299	0.00	0.00	0.0%
3) Other State Revenue		8300-8599	0.00	0.00	0.0%
4) Other Local Revenue		8600-8799	84,572,144.86	36,159,214.00	-57.2%
5) TOTAL, REVENUES			84,572,144.86	36,159,214.00	-57.2%
B. EXPENDITURES					
1) Certificated Salaries		1000-1999	0.00	0.00	0.0%
2) Classified Salaries		2000-2999	60,567,660.83	172,542,976.00	184.9%
3) Employee Benefits		3000-3999	31,973,403.86	92,205,298.00	188.4%
4) Books and Supplies		4000-4999	1,450,134.26	0.00	-100.0%
5) Services and Other Operating Expenditures		5000-5999	24,724,819.92	6,697,965.00	-72.9%
6) Capital Outlay		6000-6999	1,096,151,755.68	3,105,970,527.00	183.4%
7) Other Outgo (excluding Transfers of Indirect Costs)		7100-7299, 7400-7499	175,033.20	0.00	-100.0%
8) Other Outgo - Transfers of Indirect Costs		7300-7399	0.00	0.00	0.0%
9) TOTAL, EXPENDITURES			1,215,042,807.75	3,377,416,766.00	178.0%
C. EXCESS (DEFICIENCY) OF REVENUES OVER EXPENDITURES BEFORE OTHER FINANCING SOURCES AND USES (A5 - B9)			(1,130,470,662.89)	(3,341,257,552.00)	195.6%
D. OTHER FINANCING SOURCES/USES					
1) Interfund Transfers					
a) Transfers In		8900-8929	213,532,065.77	0.00	-100.0%
b) Transfers Out		7600-7629	46,260,792.60	0.00	-100.0%
2) Other Sources/Uses					
a) Sources		8930-8979	650,000,000.00	4,270,000,000.00	556.9%
b) Uses		7630-7699	0.00	0.00	0.0%
3) Contributions		8980-8999	0.00	0.00	0.0%
4) TOTAL, OTHER FINANCING SOURCES/USES			817,271,273.17	4,270,000,000.00	422.5%
E. NET INCREASE (DECREASE) IN FUND BALANCE (C + D4)			(313,199,389.72)	928,742,448.00	-396.5%
F. FUND BALANCE, RESERVES					
1) Beginning Fund Balance					
a) As of July 1 - Unaudited		9791	1,666,659,274.16	1,357,359,798.73	-18.6%
b) Audit Adjustments		9793	3,899,914.29	0.00	-100.0%
c) As of July 1 - Audited (F1a + F1b)			1,670,559,188.45	1,357,359,798.73	-18.7%
d) Other Restatements		9795	0.00	(174,834,148.73)	New
e) Adjusted Beginning Balance (F1c + F1d)			1,670,559,188.45	1,182,525,650.00	-29.2%
2) Ending Balance, June 30 (E + F1e)			1,357,359,798.73	2,111,268,098.00	55.5%
Components of Ending Fund Balance					
a) Nonspendable					
Revolving Cash		9711	480,139.00	500,000.00	4.1%
Stores		9712	0.00	0.00	0.0%
Prepaid Items		9713	5,001.00	0.00	-100.0%
All Others		9719	0.00	0.00	0.0%
b) Restricted		9740	1,356,329,294.57	2,110,768,098.00	55.6%
c) Committed					
Stabilization Arrangements		9750	0.00	0.00	0.0%
Other Commitments		9760	0.00	0.00	0.0%
d) Assigned					
Other Assignments		9780	545,364.16	0.00	-100.0%
e) Unassigned/Unappropriated					
Reserve for Economic Uncertainties		9789	0.00	0.00	0.0%
Unassigned/Unappropriated Amount		9790	0.00	0.00	0.0%
G. ASSETS					
1) Cash					
a) in County Treasury		9110	1,597,097,393.83		
1) Fair Value Adjustment to Cash in County Treasury		9111	(34,240,773.18)		
b) in Banks		9120	0.00		
c) in Revolving Cash Account		9130	480,139.00		
d) with Fiscal Agent/Trustee		9135	0.00		
e) Collections Awaiting Deposit		9140	0.00		

Description	Resource Codes	Object Codes	2025-26 Unaudited Actuals	2026-27 Budget	Percent Difference
2) Investments		9150	0.00		
3) Accounts Receivable		9200	12,418,227.12		
4) Due from Grantor Government		9290	0.00		
5) Due from Other Funds		9310	0.00		
6) Stores		9320	0.00		
7) Prepaid Expenditures		9330	5,001.00		
8) Other Current Assets		9340	0.00		
9) Lease Receivable		9380	0.00		
10) TOTAL, ASSETS			1,575,759,987.77		
H. DEFERRED OUTFLOWS OF RESOURCES					
1) Deferred Outflows of Resources		9490	0.00		
2) TOTAL, DEFERRED OUTFLOWS			0.00		
I. LIABILITIES					
1) Accounts Payable		9500	218,400,189.04		
2) Due to Grantor Governments		9590	0.00		
3) Due to Other Funds		9610	0.00		
4) Current Loans		9640	0.00		
5) Unearned Revenue		9650	0.00		
6) TOTAL, LIABILITIES			218,400,189.04		
J. DEFERRED INFLOWS OF RESOURCES					
1) Deferred Inflows of Resources		9690	0.00		
2) TOTAL, DEFERRED INFLOWS			0.00		
K. FUND EQUITY					
Ending Fund Balance, June 30 (must agree with line F2) (G10 + H2) - (I6 + J2)			1,357,359,798.73		
FEDERAL REVENUE					
FEMA		8281	0.00	0.00	0.0%
All Other Federal Revenue		8290	0.00	0.00	0.0%
TOTAL, FEDERAL REVENUE			0.00	0.00	0.0%
OTHER STATE REVENUE					
Tax Relief Subventions					
Restricted Levies - Other					
Homeowners' Exemptions		8575	0.00	0.00	0.0%
Other Subventions/In-Lieu Taxes		8576	0.00	0.00	0.0%
All Other State Revenue		8590	0.00	0.00	0.0%
TOTAL, OTHER STATE REVENUE			0.00	0.00	0.0%
OTHER LOCAL REVENUE					
Other Local Revenue					
County and District Taxes					
Other Restricted Levies					
Secured Roll		8615	0.00	0.00	0.0%
Unsecured Roll		8616	0.00	0.00	0.0%
Prior Years' Taxes		8617	0.00	0.00	0.0%
Supplemental Taxes		8618	0.00	0.00	0.0%
Non-Ad Valorem Taxes					
Parcel Taxes		8621	0.00	0.00	0.0%
Other		8622	0.00	0.00	0.0%
Community Redevelopment Funds Not Subject to LCFF Deduction		8625	0.00	0.00	0.0%
Penalties and Interest from Delinquent Non-LCFF Taxes		8629	0.00	0.00	0.0%
Sales					
Sale of Equipment/Supplies		8631	0.00	0.00	0.0%
Leases and Rentals		8650	561,214.85	1,350,000.00	140.5%
Interest		8660	49,898,729.41	34,809,214.00	-30.2%
Net Increase (Decrease) in the Fair Value of Investments		8662	12,508,565.83	0.00	-100.0%
Other Local Revenue					
All Other Local Revenue		8699	21,603,634.77	0.00	-100.0%
All Other Transfers In from All Others		8799	0.00	0.00	0.0%
TOTAL, OTHER LOCAL REVENUE			84,572,144.86	36,159,214.00	-57.2%
TOTAL, REVENUES			84,572,144.86	36,159,214.00	-57.2%
CLASSIFIED SALARIES					

Description	Resource Codes	Object Codes	2025-26 Unaudited Actuals	2026-27 Budget	Percent Difference
Classified Support Salaries		2200	2,550,455.19	81,770,357.00	3,106.1%
Classified Supervisors' and Administrators' Salaries		2300	11,245,146.96	15,821,721.00	40.7%
Clerical, Technical and Office Salaries		2400	46,770,639.53	74,950,898.00	60.3%
Other Classified Salaries		2900	1,419.15	0.00	-100.0%
TOTAL, CLASSIFIED SALARIES			60,567,660.83	172,542,976.00	184.9%
EMPLOYEE BENEFITS					
STRS		3101-3102	34,158.76	0.00	-100.0%
PERS		3201-3202	16,275,930.59	45,631,551.00	180.4%
OASDI/Medicare/Alternative		3301-3302	4,534,300.06	13,200,466.00	191.1%
Health and Welfare Benefits		3401-3402	5,653,282.91	23,919,084.00	323.1%
Unemployment Insurance		3501-3502	30,005.84	86,993.00	189.9%
Workers' Compensation		3601-3602	1,085,937.40	2,798,635.00	157.7%
OPEB, Allocated		3701-3702	2,348,152.09	3,997,796.00	70.3%
OPEB, Active Employees		3751-3752	2,011,636.21	2,570,773.00	27.8%
Other Employee Benefits		3901-3902	0.00	0.00	0.0%
TOTAL, EMPLOYEE BENEFITS			31,973,403.86	92,205,298.00	188.4%
BOOKS AND SUPPLIES					
Books and Other Reference Materials		4200	0.00	0.00	0.0%
Materials and Supplies		4300	1,200,815.33	0.00	-100.0%
Noncapitalized Equipment		4400	249,318.93	0.00	-100.0%
TOTAL, BOOKS AND SUPPLIES			1,450,134.26	0.00	-100.0%
SERVICES AND OTHER OPERATING EXPENDITURES					
Subagreements for Services		5100	0.00	0.00	0.0%
Travel and Conferences		5200	187,767.09	0.00	-100.0%
Insurance		5400-5450	0.00	0.00	0.0%
Operations and Housekeeping Services		5500	568.27	0.00	-100.0%
Rentals, Leases, Repairs, and Noncapitalized Improvements		5600	16,636.35	0.00	-100.0%
Transfers of Direct Costs		5710	0.00	0.00	0.0%
Transfers of Direct Costs - Interfund		5750	0.00	0.00	0.0%
Professional/Consulting Services and Operating Expenditures		5800	24,432,977.66	6,697,965.00	-72.6%
Communications		5900	86,870.55	0.00	-100.0%
TOTAL, SERVICES AND OTHER OPERATING EXPENDITURES			24,724,819.92	6,697,965.00	-72.9%
CAPITAL OUTLAY					
Land		6100	20.17	0.00	-100.0%
Land Improvements		6170	13,888,830.49	0.00	-100.0%
Buildings and Improvements of Buildings		6200	987,169,410.13	3,105,970,527.00	214.6%
Books and Media for New School Libraries or Major Expansion of School Libraries		6300	0.00	0.00	0.0%
Equipment		6400	95,087,073.74	0.00	-100.0%
Equipment Replacement		6500	0.00	0.00	0.0%
Lease Assets		6600	0.00	0.00	0.0%
Subscription Assets		6700	6,421.15	0.00	-100.0%
TOTAL, CAPITAL OUTLAY			1,096,151,755.68	3,105,970,527.00	183.4%
OTHER OUTGO (excluding Transfers of Indirect Costs)					
Other Transfers Out					
All Other Transfers Out to All Others		7299	0.00	0.00	0.0%
Debt Service					
Repayment of State School Building Fund Aid - Proceeds from Bonds		7435	0.00	0.00	0.0%
Debt Service - Interest		7438	13,558.47	0.00	-100.0%
Other Debt Service - Principal		7439	161,474.73	0.00	-100.0%
TOTAL, OTHER OUTGO (excluding Transfers of Indirect Costs)			175,033.20	0.00	-100.0%
TOTAL, EXPENDITURES			1,215,042,807.75	3,377,416,766.00	178.0%
INTERFUND TRANSFERS					
INTERFUND TRANSFERS IN					
Other Authorized Interfund Transfers In		8919	213,532,065.77	0.00	-100.0%
(a) TOTAL, INTERFUND TRANSFERS IN			213,532,065.77	0.00	-100.0%
INTERFUND TRANSFERS OUT					
To: State School Building Fund/County School Facilities Fund		7613	31,353,148.78	0.00	-100.0%
Other Authorized Interfund Transfers Out		7619	14,907,643.82	0.00	-100.0%
(b) TOTAL, INTERFUND TRANSFERS OUT			46,260,792.60	0.00	-100.0%

Description	Resource Codes	Object Codes	2025-26 Unaudited Actuals	2026-27 Budget	Percent Difference
OTHER SOURCES/USES					
SOURCES					
Proceeds					
Proceeds from Sale of Bonds		8951	650,000,000.00	4,270,000,000.00	556.9%
Proceeds from Disposal of Capital Assets		8953	0.00	0.00	0.0%
Other Sources					
County School Bldg Aid		8961	0.00	0.00	0.0%
Transfers from Funds of Lapsed/Reorganized LEAs		8965	0.00	0.00	0.0%
Long-Term Debt Proceeds					
Proceeds from Certificates of Participation		8971	0.00	0.00	0.0%
Proceeds from Leases		8972	0.00	0.00	0.0%
Proceeds from Lease Revenue Bonds		8973	0.00	0.00	0.0%
Proceeds from SBITAs		8974	0.00	0.00	0.0%
All Other Financing Sources		8979	0.00	0.00	0.0%
(c) TOTAL, SOURCES			650,000,000.00	4,270,000,000.00	556.9%
USES					
Transfers of Funds from Lapsed/Reorganized LEAs		7651	0.00	0.00	0.0%
All Other Financing Uses		7699	0.00	0.00	0.0%
(d) TOTAL, USES			0.00	0.00	0.0%
CONTRIBUTIONS					
Contributions from Unrestricted Revenues		8980	0.00	0.00	0.0%
Contributions from Restricted Revenues		8990	0.00	0.00	0.0%
(e) TOTAL, CONTRIBUTIONS			0.00	0.00	0.0%
TOTAL, OTHER FINANCING SOURCES/USES (a - b + c - d + e)			817,271,273.17	4,270,000,000.00	422.5%

Description	Function Codes	Object Codes	2025-26 Unaudited Actuals	2026-27 Budget	Percent Difference
A. REVENUES					
1) LCFF Sources		8010-8099	0.00	0.00	0.0%
2) Federal Revenue		8100-8299	0.00	0.00	0.0%
3) Other State Revenue		8300-8599	0.00	0.00	0.0%
4) Other Local Revenue		8600-8799	84,572,144.86	36,159,214.00	-57.2%
5) TOTAL, REVENUES			84,572,144.86	36,159,214.00	-57.2%
B. EXPENDITURES (Objects 1000-7999)					
1) Instruction	1000-1999		0.00	0.00	0.0%
2) Instruction - Related Services	2000-2999		0.00	0.00	0.0%
3) Pupil Services	3000-3999		0.00	0.00	0.0%
4) Ancillary Services	4000-4999		0.00	0.00	0.0%
5) Community Services	5000-5999		0.00	0.00	0.0%
6) Enterprise	6000-6999		0.00	0.00	0.0%
7) General Administration	7000-7999		0.00	0.00	0.0%
8) Plant Services	8000-8999		1,212,767,724.89	3,377,416,766.00	178.5%
9) Other Outgo	9000-9999	Except 7600-7699	2,275,082.86	0.00	-100.0%
10) TOTAL, EXPENDITURES			1,215,042,807.75	3,377,416,766.00	178.0%
C. EXCESS (DEFICIENCY) OF REVENUES OVER EXPENDITURES BEFORE OTHER FINANCING SOURCES AND USES (A5 -B10)			(1,130,470,662.89)	(3,341,257,552.00)	195.6%
D. OTHER FINANCING SOURCES/USES					
1) Interfund Transfers					
a) Transfers In		8900-8929	213,532,065.77	0.00	-100.0%
b) Transfers Out		7600-7629	46,260,792.60	0.00	-100.0%
2) Other Sources/Uses					
a) Sources		8930-8979	650,000,000.00	4,270,000,000.00	556.9%
b) Uses		7630-7699	0.00	0.00	0.0%
3) Contributions		8980-8999	0.00	0.00	0.0%
4) TOTAL, OTHER FINANCING SOURCES/USES			817,271,273.17	4,270,000,000.00	422.5%
E. NET INCREASE (DECREASE) IN FUND BALANCE (C + D4)			(313,199,389.72)	928,742,448.00	-396.5%
F. FUND BALANCE, RESERVES					
1) Beginning Fund Balance					
a) As of July 1 - Unaudited		9791	1,666,659,274.16	1,357,359,798.73	-18.6%
b) Audit Adjustments		9793	3,899,914.29	0.00	-100.0%
c) As of July 1 - Audited (F1a + F1b)			1,670,559,188.45	1,357,359,798.73	-18.7%
d) Other Restatements		9795	0.00	(174,834,148.73)	New
e) Adjusted Beginning Balance (F1c + F1d)			1,670,559,188.45	1,182,525,650.00	-29.2%
2) Ending Balance, June 30 (E + F1e)			1,357,359,798.73	2,111,268,098.00	55.5%
Components of Ending Fund Balance					
a) Nonspendable					
Revolving Cash		9711	480,139.00	500,000.00	4.1%
Stores		9712	0.00	0.00	0.0%
Prepaid Items		9713	5,001.00	0.00	-100.0%
All Others		9719	0.00	0.00	0.0%
b) Restricted		9740	1,356,329,294.57	2,110,768,098.00	55.6%
c) Committed					
Stabilization Arrangements		9750	0.00	0.00	0.0%
Other Commitments (by Resource/Object)		9760	0.00	0.00	0.0%
d) Assigned					
Other Assignments (by Resource/Object)		9780	545,364.16	0.00	-100.0%
e) Unassigned/Unappropriated					
Reserve for Economic Uncertainties		9789	0.00	0.00	0.0%
Unassigned/Unappropriated Amount		9790	0.00	0.00	0.0%

Resource	Description	2025-26 Unaudited Actuals	2026-27 Budget
9010	Other Restricted Local	1,356,329,294.57	2,110,768,098.00
Total, Restricted Balance		1,356,329,294.57	2,110,768,098.00

Description	Resource Codes	Object Codes	2025-26 Unaudited Actuals	2026-27 Budget	Percent Difference
A. REVENUES					
1) LCFF Sources		8010-8099	0.00	0.00	0.0%
2) Federal Revenue		8100-8299	0.00	0.00	0.0%
3) Other State Revenue		8300-8599	0.00	0.00	0.0%
4) Other Local Revenue		8600-8799	107,451,649.67	92,921,000.00	-13.5%
5) TOTAL, REVENUES			107,451,649.67	92,921,000.00	-13.5%
B. EXPENDITURES					
1) Certificated Salaries		1000-1999	0.00	0.00	0.0%
2) Classified Salaries		2000-2999	622,812.59	739,058.00	18.7%
3) Employee Benefits		3000-3999	339,810.55	343,927.00	1.2%
4) Books and Supplies		4000-4999	0.00	79,925.00	New
5) Services and Other Operating Expenditures		5000-5999	1,283,897.29	31,509,336.00	2,354.2%
6) Capital Outlay		6000-6999	1,378,521.43	82,873,904.00	5,911.8%
7) Other Outgo (excluding Transfers of Indirect Costs)		7100-7299, 7400-7499	0.00	0.00	0.0%
8) Other Outgo - Transfers of Indirect Costs		7300-7399	0.00	0.00	0.0%
9) TOTAL, EXPENDITURES			3,625,041.86	115,546,150.00	3,087.4%
C. EXCESS (DEFICIENCY) OF REVENUES OVER EXPENDITURES BEFORE OTHER FINANCING SOURCES AND USES (A5 - B9)			103,826,607.81	(22,625,150.00)	-121.8%
D. OTHER FINANCING SOURCES/USES					
1) Interfund Transfers					
a) Transfers In		8900-8929	65,785.20	0.00	-100.0%
b) Transfers Out		7600-7629	86,951,055.95	0.00	-100.0%
2) Other Sources/Uses					
a) Sources		8930-8979	0.00	0.00	0.0%
b) Uses		7630-7699	0.00	0.00	0.0%
3) Contributions		8980-8999	0.00	0.00	0.0%
4) TOTAL, OTHER FINANCING SOURCES/USES			(86,885,270.75)	0.00	-100.0%
E. NET INCREASE (DECREASE) IN FUND BALANCE (C + D4)			16,941,337.06	(22,625,150.00)	-233.5%
F. FUND BALANCE, RESERVES					
1) Beginning Fund Balance					
a) As of July 1 - Unaudited		9791	97,103,365.47	114,169,971.39	17.6%
b) Audit Adjustments		9793	125,268.86	0.00	-100.0%
c) As of July 1 - Audited (F1a + F1b)			97,228,634.33	114,169,971.39	17.4%
d) Other Restatements		9795	0.00	(43,954,614.39)	New
e) Adjusted Beginning Balance (F1c + F1d)			97,228,634.33	70,215,357.00	-27.8%
2) Ending Balance, June 30 (E + F1e)			114,169,971.39	47,590,207.00	-58.3%
Components of Ending Fund Balance					
a) Nonspendable					
Revolving Cash		9711	0.00	0.00	0.0%
Stores		9712	0.00	0.00	0.0%
Prepaid Items		9713	0.00	0.00	0.0%
All Others		9719	0.00	0.00	0.0%
b) Restricted		9740	114,169,971.39	47,590,207.00	-58.3%
c) Committed					
Stabilization Arrangements		9750	0.00	0.00	0.0%
Other Commitments		9760	0.00	0.00	0.0%
d) Assigned					
Other Assignments		9780	0.00	0.00	0.0%
e) Unassigned/Unappropriated					
Reserve for Economic Uncertainties		9789	0.00	0.00	0.0%
Unassigned/Unappropriated Amount		9790	0.00	0.00	0.0%
G. ASSETS					
1) Cash					
a) in County Treasury		9110	111,691,486.70		
1) Fair Value Adjustment to Cash in County Treasury		9111	(2,394,595.91)		
b) in Banks		9120	0.00		
c) in Revolving Cash Account		9130	0.00		
d) with Fiscal Agent/Trustee		9135	0.00		
e) Collections Awaiting Deposit		9140	0.00		

Description	Resource Codes	Object Codes	2025-26 Unaudited Actuals	2026-27 Budget	Percent Difference
2) Investments		9150	0.00		
3) Accounts Receivable		9200	6,515,285.06		
4) Due from Grantor Government		9290	0.00		
5) Due from Other Funds		9310	0.00		
6) Stores		9320	0.00		
7) Prepaid Expenditures		9330	0.00		
8) Other Current Assets		9340	0.00		
9) Lease Receivable		9380	0.00		
10) TOTAL, ASSETS			115,812,175.85		
H. DEFERRED OUTFLOWS OF RESOURCES					
1) Deferred Outflows of Resources		9490	0.00		
2) TOTAL, DEFERRED OUTFLOWS			0.00		
I. LIABILITIES					
1) Accounts Payable		9500	1,642,204.46		
2) Due to Grantor Governments		9590	0.00		
3) Due to Other Funds		9610	0.00		
4) Current Loans		9640	0.00		
5) Unearned Revenue		9650	0.00		
6) TOTAL, LIABILITIES			1,642,204.46		
J. DEFERRED INFLOWS OF RESOURCES					
1) Deferred Inflows of Resources		9690	0.00		
2) TOTAL, DEFERRED INFLOWS			0.00		
K. FUND EQUITY					
Ending Fund Balance, June 30 (must agree with line F2) (G10 + H2) - (I6 + J2)			114,169,971.39		
OTHER STATE REVENUE					
Tax Relief Subventions					
Restricted Levies - Other					
Homeowners' Exemptions		8575	0.00	0.00	0.0%
Other Subventions/In-Lieu Taxes		8576	0.00	0.00	0.0%
All Other State Revenue		8590	0.00	0.00	0.0%
TOTAL, OTHER STATE REVENUE			0.00	0.00	0.0%
OTHER LOCAL REVENUE					
Other Local Revenue					
County and District Taxes					
Other Restricted Levies					
Secured Roll		8615	0.00	0.00	0.0%
Unsecured Roll		8616	0.00	0.00	0.0%
Prior Years' Taxes		8617	0.00	0.00	0.0%
Supplemental Taxes		8618	0.00	0.00	0.0%
Non-Ad Valorem Taxes					
Parcel Taxes		8621	0.00	0.00	0.0%
Other		8622	0.00	0.00	0.0%
Community Redevelopment Funds Not Subject to LCFF Deduction		8625	0.00	0.00	0.0%
Penalties and Interest from Delinquent Non-LCFF Taxes		8629	0.00	0.00	0.0%
Sales					
Sale of Equipment/Supplies		8631	0.00	0.00	0.0%
Interest		8660	2,923,732.66	2,931,000.00	0.2%
Net Increase (Decrease) in the Fair Value of Investments		8662	(115,814.68)	0.00	-100.0%
Fees and Contracts					
Mitigation/Developer Fees		8681	104,636,564.64	89,990,000.00	-14.0%
Other Local Revenue					
All Other Local Revenue		8699	7,167.05	0.00	-100.0%
All Other Transfers In from All Others		8799	0.00	0.00	0.0%
TOTAL, OTHER LOCAL REVENUE			107,451,649.67	92,921,000.00	-13.5%
TOTAL, REVENUES			107,451,649.67	92,921,000.00	-13.5%
CERTIFICATED SALARIES					
Other Certificated Salaries		1900	0.00	0.00	0.0%
TOTAL, CERTIFICATED SALARIES			0.00	0.00	0.0%
CLASSIFIED SALARIES					

Description	Resource Codes	Object Codes	2025-26 Unaudited Actuals	2026-27 Budget	Percent Difference
Classified Support Salaries		2200	13,287.33	0.00	-100.0%
Classified Supervisors' and Administrators' Salaries		2300	103,115.93	114,802.00	11.3%
Clerical, Technical and Office Salaries		2400	506,409.33	618,143.00	22.1%
Other Classified Salaries		2900	0.00	6,113.00	New
TOTAL, CLASSIFIED SALARIES			622,812.59	739,058.00	18.7%
EMPLOYEE BENEFITS					
STRS		3101-3102	0.00	0.00	0.0%
PERS		3201-3202	165,351.40	193,503.00	17.0%
OASDI/Medicare/Alternative		3301-3302	46,585.66	56,402.00	21.1%
Health and Welfare Benefits		3401-3402	78,540.66	58,256.00	-25.8%
Unemployment Insurance		3501-3502	310.49	376.00	21.1%
Workers' Compensation		3601-3602	10,834.47	11,987.00	10.6%
OPEB, Allocated		3701-3702	27,226.29	16,517.00	-39.3%
OPEB, Active Employees		3751-3752	10,961.58	6,886.00	-37.2%
Other Employee Benefits		3901-3902	0.00	0.00	0.0%
TOTAL, EMPLOYEE BENEFITS			339,810.55	343,927.00	1.2%
BOOKS AND SUPPLIES					
Approved Textbooks and Core Curricula Materials		4100	0.00	0.00	0.0%
Books and Other Reference Materials		4200	0.00	0.00	0.0%
Materials and Supplies		4300	0.00	79,925.00	New
Noncapitalized Equipment		4400	0.00	0.00	0.0%
TOTAL, BOOKS AND SUPPLIES			0.00	79,925.00	New
SERVICES AND OTHER OPERATING EXPENDITURES					
Subagreements for Services		5100	0.00	0.00	0.0%
Travel and Conferences		5200	320.33	1,300.00	305.8%
Insurance		5400-5450	0.00	0.00	0.0%
Operations and Housekeeping Services		5500	0.00	0.00	0.0%
Rentals, Leases, Repairs, and Noncapitalized Improvements		5600	0.00	252,690.00	New
Transfers of Direct Costs		5710	0.00	0.00	0.0%
Transfers of Direct Costs - Interfund		5750	0.00	0.00	0.0%
Professional/Consulting Services and Operating Expenditures		5800	1,283,156.84	31,254,946.00	2,335.8%
Communications		5900	420.12	400.00	-4.8%
TOTAL, SERVICES AND OTHER OPERATING EXPENDITURES			1,283,897.29	31,509,336.00	2,354.2%
CAPITAL OUTLAY					
Land		6100	0.00	0.00	0.0%
Land Improvements		6170	0.00	0.00	0.0%
Buildings and Improvements of Buildings		6200	1,378,521.43	82,862,260.00	5,911.0%
Books and Media for New School Libraries or Major Expansion of School Libraries		6300	0.00	0.00	0.0%
Equipment		6400	0.00	11,644.00	New
Equipment Replacement		6500	0.00	0.00	0.0%
Lease Assets		6600	0.00	0.00	0.0%
Subscription Assets		6700	0.00	0.00	0.0%
TOTAL, CAPITAL OUTLAY			1,378,521.43	82,873,904.00	5,911.8%
OTHER OUTGO (excluding Transfers of Indirect Costs)					
Other Transfers Out					
All Other Transfers Out to All Others		7299	0.00	0.00	0.0%
Debt Service					
Debt Service - Interest		7438	0.00	0.00	0.0%
Other Debt Service - Principal		7439	0.00	0.00	0.0%
TOTAL, OTHER OUTGO (excluding Transfers of Indirect Costs)			0.00	0.00	0.0%
TOTAL, EXPENDITURES			3,625,041.86	115,546,150.00	3,087.4%
INTERFUND TRANSFERS					
INTERFUND TRANSFERS IN					
Other Authorized Interfund Transfers In		8919	65,785.20	0.00	-100.0%
(a) TOTAL, INTERFUND TRANSFERS IN			65,785.20	0.00	-100.0%
INTERFUND TRANSFERS OUT					
To: State School Building Fund/County School Facilities Fund		7613	0.00	0.00	0.0%
Other Authorized Interfund Transfers Out		7619	86,951,055.95	0.00	-100.0%
(b) TOTAL, INTERFUND TRANSFERS OUT			86,951,055.95	0.00	-100.0%

Description	Resource Codes	Object Codes	2025-26 Unaudited Actuals	2026-27 Budget	Percent Difference
OTHER SOURCES/USES					
SOURCES					
Proceeds					
Proceeds from Disposal of Capital Assets		8953	0.00	0.00	0.0%
Other Sources					
Transfers from Funds of Lapsed/Reorganized LEAs		8965	0.00	0.00	0.0%
Long-Term Debt Proceeds					
Proceeds from Certificates of Participation		8971	0.00	0.00	0.0%
Proceeds from Leases		8972	0.00	0.00	0.0%
Proceeds from Lease Revenue Bonds		8973	0.00	0.00	0.0%
Proceeds from SBITAs		8974	0.00	0.00	0.0%
All Other Financing Sources		8979	0.00	0.00	0.0%
(c) TOTAL, SOURCES			0.00	0.00	0.0%
USES					
Transfers of Funds from Lapsed/Reorganized LEAs		7651	0.00	0.00	0.0%
All Other Financing Uses		7699	0.00	0.00	0.0%
(d) TOTAL, USES			0.00	0.00	0.0%
CONTRIBUTIONS					
Contributions from Unrestricted Revenues		8980	0.00	0.00	0.0%
Contributions from Restricted Revenues		8990	0.00	0.00	0.0%
(e) TOTAL, CONTRIBUTIONS			0.00	0.00	0.0%
TOTAL, OTHER FINANCING SOURCES/USES (a - b + c - d + e)			(86,885,270.75)	0.00	-100.0%

Description	Function Codes	Object Codes	2025-26 Unaudited Actuals	2026-27 Budget	Percent Difference
A. REVENUES					
1) LCFF Sources		8010-8099	0.00	0.00	0.0%
2) Federal Revenue		8100-8299	0.00	0.00	0.0%
3) Other State Revenue		8300-8599	0.00	0.00	0.0%
4) Other Local Revenue		8600-8799	107,451,649.67	92,921,000.00	-13.5%
5) TOTAL, REVENUES			107,451,649.67	92,921,000.00	-13.5%
B. EXPENDITURES (Objects 1000-7999)					
1) Instruction	1000-1999		0.00	0.00	0.0%
2) Instruction - Related Services	2000-2999		0.00	0.00	0.0%
3) Pupil Services	3000-3999		0.00	0.00	0.0%
4) Ancillary Services	4000-4999		0.00	0.00	0.0%
5) Community Services	5000-5999		0.00	0.00	0.0%
6) Enterprise	6000-6999		0.00	0.00	0.0%
7) General Administration	7000-7999		1,849,298.60	2,634,141.00	42.4%
8) Plant Services	8000-8999		1,775,743.26	112,912,009.00	6,258.6%
9) Other Outgo	9000-9999	Except 7600-7699	0.00	0.00	0.0%
10) TOTAL, EXPENDITURES			3,625,041.86	115,546,150.00	3,087.4%
C. EXCESS (DEFICIENCY) OF REVENUES OVER EXPENDITURES BEFORE OTHER FINANCING SOURCES AND USES (A5 -B10)			103,826,607.81	(22,625,150.00)	-121.8%
D. OTHER FINANCING SOURCES/USES					
1) Interfund Transfers					
a) Transfers In		8900-8929	65,785.20	0.00	-100.0%
b) Transfers Out		7600-7629	86,951,055.95	0.00	-100.0%
2) Other Sources/Uses					
a) Sources		8930-8979	0.00	0.00	0.0%
b) Uses		7630-7699	0.00	0.00	0.0%
3) Contributions		8980-8999	0.00	0.00	0.0%
4) TOTAL, OTHER FINANCING SOURCES/USES			(86,885,270.75)	0.00	-100.0%
E. NET INCREASE (DECREASE) IN FUND BALANCE (C + D4)			16,941,337.06	(22,625,150.00)	-233.5%
F. FUND BALANCE, RESERVES					
1) Beginning Fund Balance					
a) As of July 1 - Unaudited		9791	97,103,365.47	114,169,971.39	17.6%
b) Audit Adjustments		9793	125,268.86	0.00	-100.0%
c) As of July 1 - Audited (F1a + F1b)			97,228,634.33	114,169,971.39	17.4%
d) Other Restatements		9795	0.00	(43,954,614.39)	New
e) Adjusted Beginning Balance (F1c + F1d)			97,228,634.33	70,215,357.00	-27.8%
2) Ending Balance, June 30 (E + F1e)			114,169,971.39	47,590,207.00	-58.3%
Components of Ending Fund Balance					
a) Nonspendable					
Revolving Cash		9711	0.00	0.00	0.0%
Stores		9712	0.00	0.00	0.0%
Prepaid Items		9713	0.00	0.00	0.0%
All Others		9719	0.00	0.00	0.0%
b) Restricted		9740	114,169,971.39	47,590,207.00	-58.3%
c) Committed					
Stabilization Arrangements		9750	0.00	0.00	0.0%
Other Commitments (by Resource/Object)		9760	0.00	0.00	0.0%
d) Assigned					
Other Assignments (by Resource/Object)		9780	0.00	0.00	0.0%
e) Unassigned/Unappropriated					
Reserve for Economic Uncertainties		9789	0.00	0.00	0.0%
Unassigned/Unappropriated Amount		9790	0.00	0.00	0.0%

Resource	Description	2025-26 Unaudited Actuals	2026-27 Budget
9010	Other Restricted Local	114,169,971.39	47,590,207.00
Total, Restricted Balance		114,169,971.39	47,590,207.00

Description	Resource Codes	Object Codes	2025-26 Unaudited Actuals	2026-27 Budget	Percent Difference
A. REVENUES					
1) LCFF Sources		8010-8099	0.00	0.00	0.0%
2) Federal Revenue		8100-8299	0.00	0.00	0.0%
3) Other State Revenue		8300-8599	221,318,954.34	373,116,311.00	68.6%
4) Other Local Revenue		8600-8799	773,095.75	2,596,200.00	235.8%
5) TOTAL, REVENUES			222,092,050.09	375,712,511.00	69.2%
B. EXPENDITURES					
1) Certificated Salaries		1000-1999	0.00	0.00	0.0%
2) Classified Salaries		2000-2999	0.00	0.00	0.0%
3) Employee Benefits		3000-3999	0.00	0.00	0.0%
4) Books and Supplies		4000-4999	0.00	0.00	0.0%
5) Services and Other Operating Expenditures		5000-5999	0.00	0.00	0.0%
6) Capital Outlay		6000-6999	67,433,388.59	239,915,837.00	255.8%
7) Other Outgo (excluding Transfers of Indirect Costs)		7100-7299, 7400-7499	0.00	0.00	0.0%
8) Other Outgo - Transfers of Indirect Costs		7300-7399	0.00	0.00	0.0%
9) TOTAL, EXPENDITURES			67,433,388.59	239,915,837.00	255.8%
C. EXCESS (DEFICIENCY) OF REVENUES OVER EXPENDITURES BEFORE OTHER FINANCING SOURCES AND USES (A5 - B9)			154,658,661.50	135,796,674.00	-12.2%
D. OTHER FINANCING SOURCES/USES					
1) Interfund Transfers					
a) Transfers In		8900-8929	31,353,148.78	0.00	-100.0%
b) Transfers Out		7600-7629	117,092,767.89	0.00	-100.0%
2) Other Sources/Uses					
a) Sources		8930-8979	0.00	0.00	0.0%
b) Uses		7630-7699	0.00	0.00	0.0%
3) Contributions		8980-8999	0.00	0.00	0.0%
4) TOTAL, OTHER FINANCING SOURCES/USES			(85,739,619.11)	0.00	-100.0%
E. NET INCREASE (DECREASE) IN FUND BALANCE (C + D4)			68,919,042.39	135,796,674.00	97.0%
F. FUND BALANCE, RESERVES					
1) Beginning Fund Balance					
a) As of July 1 - Unaudited		9791	32,008,912.46	100,973,125.94	215.5%
b) Audit Adjustments		9793	45,171.09	0.00	-100.0%
c) As of July 1 - Audited (F1a + F1b)			32,054,083.55	100,973,125.94	215.0%
d) Other Restatements		9795	0.00	42,166,204.06	New
e) Adjusted Beginning Balance (F1c + F1d)			32,054,083.55	143,139,330.00	346.6%
2) Ending Balance, June 30 (E + F1e)			100,973,125.94	278,936,004.00	176.2%
Components of Ending Fund Balance					
a) Nonspendable					
Revolving Cash		9711	0.00	0.00	0.0%
Stores		9712	0.00	0.00	0.0%
Prepaid Items		9713	0.00	0.00	0.0%
All Others		9719	0.00	0.00	0.0%
b) Restricted		9740	100,973,125.94	278,936,004.00	176.2%
c) Committed					
Stabilization Arrangements		9750	0.00	0.00	0.0%
Other Commitments		9760	0.00	0.00	0.0%
d) Assigned					
Other Assignments		9780	0.00	0.00	0.0%
e) Unassigned/Unappropriated					
Reserve for Economic Uncertainties		9789	0.00	0.00	0.0%
Unassigned/Unappropriated Amount		9790	0.00	0.00	0.0%
G. ASSETS					
1) Cash					
a) in County Treasury		9110	103,071,874.08		
1) Fair Value Adjustment to Cash in County Treasury		9111	(2,209,796.79)		
b) in Banks		9120	0.00		
c) in Revolving Cash Account		9130	0.00		
d) with Fiscal Agent/Trustee		9135	0.00		
e) Collections Awaiting Deposit		9140	0.00		

Description	Resource Codes	Object Codes	2025-26 Unaudited Actuals	2026-27 Budget	Percent Difference
2) Investments		9150	0.00		
3) Accounts Receivable		9200	383,917.83		
4) Due from Grantor Government		9290	0.00		
5) Due from Other Funds		9310	0.00		
6) Stores		9320	0.00		
7) Prepaid Expenditures		9330	0.00		
8) Other Current Assets		9340	0.00		
9) Lease Receivable		9380	0.00		
10) TOTAL, ASSETS			101,245,995.12		
H. DEFERRED OUTFLOWS OF RESOURCES					
1) Deferred Outflows of Resources		9490	0.00		
2) TOTAL, DEFERRED OUTFLOWS			0.00		
I. LIABILITIES					
1) Accounts Payable		9500	272,869.18		
2) Due to Grantor Governments		9590	0.00		
3) Due to Other Funds		9610	0.00		
4) Current Loans		9640	0.00		
5) Unearned Revenue		9650	0.00		
6) TOTAL, LIABILITIES			272,869.18		
J. DEFERRED INFLOWS OF RESOURCES					
1) Deferred Inflows of Resources		9690	0.00		
2) TOTAL, DEFERRED INFLOWS			0.00		
K. FUND EQUITY					
Ending Fund Balance, June 30 (must agree with line F2) (G10 + H2) - (I6 + J2)			100,973,125.94		
FEDERAL REVENUE					
All Other Federal Revenue		8290	0.00	0.00	0.0%
TOTAL, FEDERAL REVENUE			0.00	0.00	0.0%
OTHER STATE REVENUE					
School Facilities Apportionments		8545	221,318,954.34	373,116,311.00	68.6%
Pass-Through Revenues from State Sources		8587	0.00	0.00	0.0%
All Other State Revenue		8590	0.00	0.00	0.0%
TOTAL, OTHER STATE REVENUE			221,318,954.34	373,116,311.00	68.6%
OTHER LOCAL REVENUE					
Sales					
Sale of Equipment/Supplies		8631	0.00	0.00	0.0%
Leases and Rentals		8650	0.00	0.00	0.0%
Interest		8660	2,161,760.90	2,596,200.00	20.1%
Net Increase (Decrease) in the Fair Value of Investments		8662	(1,388,665.15)	0.00	-100.0%
Other Local Revenue					
All Other Local Revenue		8699	0.00	0.00	0.0%
All Other Transfers In from All Others		8799	0.00	0.00	0.0%
TOTAL, OTHER LOCAL REVENUE			773,095.75	2,596,200.00	235.8%
TOTAL, REVENUES			222,092,050.09	375,712,511.00	69.2%
CLASSIFIED SALARIES					
Classified Support Salaries		2200	0.00	0.00	0.0%
Classified Supervisors' and Administrators' Salaries		2300	0.00	0.00	0.0%
Clerical, Technical and Office Salaries		2400	0.00	0.00	0.0%
Other Classified Salaries		2900	0.00	0.00	0.0%
TOTAL, CLASSIFIED SALARIES			0.00	0.00	0.0%
EMPLOYEE BENEFITS					
STRS		3101-3102	0.00	0.00	0.0%
PERS		3201-3202	0.00	0.00	0.0%
OASDI/Medicare/Alternative		3301-3302	0.00	0.00	0.0%
Health and Welfare Benefits		3401-3402	0.00	0.00	0.0%
Unemployment Insurance		3501-3502	0.00	0.00	0.0%
Workers' Compensation		3601-3602	0.00	0.00	0.0%
OPEB, Allocated		3701-3702	0.00	0.00	0.0%
OPEB, Active Employees		3751-3752	0.00	0.00	0.0%
Other Employee Benefits		3901-3902	0.00	0.00	0.0%

Description	Resource Codes	Object Codes	2025-26 Unaudited Actuals	2026-27 Budget	Percent Difference
TOTAL, EMPLOYEE BENEFITS			0.00	0.00	0.0%
BOOKS AND SUPPLIES					
Books and Other Reference Materials		4200	0.00	0.00	0.0%
Materials and Supplies		4300	0.00	0.00	0.0%
Noncapitalized Equipment		4400	0.00	0.00	0.0%
TOTAL, BOOKS AND SUPPLIES			0.00	0.00	0.0%
SERVICES AND OTHER OPERATING EXPENDITURES					
Subagreements for Services		5100	0.00	0.00	0.0%
Travel and Conferences		5200	0.00	0.00	0.0%
Insurance		5400-5450	0.00	0.00	0.0%
Operations and Housekeeping Services		5500	0.00	0.00	0.0%
Rentals, Leases, Repairs, and Noncapitalized Improvements		5600	0.00	0.00	0.0%
Transfers of Direct Costs		5710	0.00	0.00	0.0%
Transfers of Direct Costs - Interfund		5750	0.00	0.00	0.0%
Professional/Consulting Services and Operating Expenditures		5800	0.00	0.00	0.0%
Communications		5900	0.00	0.00	0.0%
TOTAL, SERVICES AND OTHER OPERATING EXPENDITURES			0.00	0.00	0.0%
CAPITAL OUTLAY					
Land		6100	0.00	0.00	0.0%
Land Improvements		6170	0.00	0.00	0.0%
Buildings and Improvements of Buildings		6200	67,433,388.59	239,915,837.00	255.8%
Books and Media for New School Libraries or Major Expansion of School Libraries		6300	0.00	0.00	0.0%
Equipment		6400	0.00	0.00	0.0%
Equipment Replacement		6500	0.00	0.00	0.0%
Lease Assets		6600	0.00	0.00	0.0%
Subscription Assets		6700	0.00	0.00	0.0%
TOTAL, CAPITAL OUTLAY			67,433,388.59	239,915,837.00	255.8%
OTHER OUTGO (excluding Transfers of Indirect Costs)					
Other Transfers Out					
Transfers of Pass-Through Revenues					
To Districts or Charter Schools		7211	0.00	0.00	0.0%
To County Offices		7212	0.00	0.00	0.0%
To JPAs		7213	0.00	0.00	0.0%
All Other Transfers Out to All Others		7299	0.00	0.00	0.0%
Debt Service					
Debt Service - Interest		7438	0.00	0.00	0.0%
Other Debt Service - Principal		7439	0.00	0.00	0.0%
TOTAL, OTHER OUTGO (excluding Transfers of Indirect Costs)			0.00	0.00	0.0%
TOTAL, EXPENDITURES			67,433,388.59	239,915,837.00	255.8%
INTERFUND TRANSFERS					
INTERFUND TRANSFERS IN					
To: State School Building Fund/County School Facilities Fund From: All Other Funds		8913	31,353,148.78	0.00	-100.0%
Other Authorized Interfund Transfers In		8919	0.00	0.00	0.0%
(a) TOTAL, INTERFUND TRANSFERS IN			31,353,148.78	0.00	-100.0%
INTERFUND TRANSFERS OUT					
To: State School Building Fund/County School Facilities Fund		7613	0.00	0.00	0.0%
Other Authorized Interfund Transfers Out		7619	117,092,767.89	0.00	-100.0%
(b) TOTAL, INTERFUND TRANSFERS OUT			117,092,767.89	0.00	-100.0%
OTHER SOURCES/USES					
SOURCES					
Proceeds					
Proceeds from Disposal of Capital Assets		8953	0.00	0.00	0.0%
Other Sources					
Transfers from Funds of Lapsed/Reorganized LEAs		8965	0.00	0.00	0.0%
Long-Term Debt Proceeds					
Proceeds from Certificates of Participation		8971	0.00	0.00	0.0%
Proceeds from Leases		8972	0.00	0.00	0.0%
Proceeds from Lease Revenue Bonds		8973	0.00	0.00	0.0%
Proceeds from SBITAs		8974	0.00	0.00	0.0%
All Other Financing Sources		8979	0.00	0.00	0.0%

Description	Resource Codes	Object Codes	2025-26 Unaudited Actuals	2026-27 Budget	Percent Difference
(c) TOTAL, SOURCES			0.00	0.00	0.0%
USES					
Transfers of Funds from Lapsed/Reorganized LEAs		7651	0.00	0.00	0.0%
(d) TOTAL, USES			0.00	0.00	0.0%
CONTRIBUTIONS					
Contributions from Unrestricted Revenues		8980	0.00	0.00	0.0%
Contributions from Restricted Revenues		8990	0.00	0.00	0.0%
(e) TOTAL, CONTRIBUTIONS			0.00	0.00	0.0%
TOTAL, OTHER FINANCING SOURCES/USES (a - b + c - d + e)			(85,739,619.11)	0.00	-100.0%

Description	Function Codes	Object Codes	2025-26 Unaudited Actuals	2026-27 Budget	Percent Difference
A. REVENUES					
1) LCFF Sources		8010-8099	0.00	0.00	0.0%
2) Federal Revenue		8100-8299	0.00	0.00	0.0%
3) Other State Revenue		8300-8599	221,318,954.34	373,116,311.00	68.6%
4) Other Local Revenue		8600-8799	773,095.75	2,596,200.00	235.8%
5) TOTAL, REVENUES			222,092,050.09	375,712,511.00	69.2%
B. EXPENDITURES (Objects 1000-7999)					
1) Instruction	1000-1999		0.00	0.00	0.0%
2) Instruction - Related Services	2000-2999		0.00	0.00	0.0%
3) Pupil Services	3000-3999		0.00	0.00	0.0%
4) Ancillary Services	4000-4999		0.00	0.00	0.0%
5) Community Services	5000-5999		0.00	0.00	0.0%
6) Enterprise	6000-6999		0.00	0.00	0.0%
7) General Administration	7000-7999		0.00	0.00	0.0%
8) Plant Services	8000-8999		67,433,388.59	239,915,837.00	255.8%
9) Other Outgo	9000-9999	Except 7600-7699	0.00	0.00	0.0%
10) TOTAL, EXPENDITURES			67,433,388.59	239,915,837.00	255.8%
C. EXCESS (DEFICIENCY) OF REVENUES OVER EXPENDITURES BEFORE OTHER FINANCING SOURCES AND USES (A5 -B10)			154,658,661.50	135,796,674.00	-12.2%
D. OTHER FINANCING SOURCES/USES					
1) Interfund Transfers					
a) Transfers In		8900-8929	31,353,148.78	0.00	-100.0%
b) Transfers Out		7600-7629	117,092,767.89	0.00	-100.0%
2) Other Sources/Uses					
a) Sources		8930-8979	0.00	0.00	0.0%
b) Uses		7630-7699	0.00	0.00	0.0%
3) Contributions		8980-8999	0.00	0.00	0.0%
4) TOTAL, OTHER FINANCING SOURCES/USES			(85,739,619.11)	0.00	-100.0%
E. NET INCREASE (DECREASE) IN FUND BALANCE (C + D4)			68,919,042.39	135,796,674.00	97.0%
F. FUND BALANCE, RESERVES					
1) Beginning Fund Balance					
a) As of July 1 - Unaudited		9791	32,008,912.46	100,973,125.94	215.5%
b) Audit Adjustments		9793	45,171.09	0.00	-100.0%
c) As of July 1 - Audited (F1a + F1b)			32,054,083.55	100,973,125.94	215.0%
d) Other Restatements		9795	0.00	42,166,204.06	New
e) Adjusted Beginning Balance (F1c + F1d)			32,054,083.55	143,139,330.00	346.6%
2) Ending Balance, June 30 (E + F1e)			100,973,125.94	278,936,004.00	176.2%
Components of Ending Fund Balance					
a) Nonspendable					
Revolving Cash		9711	0.00	0.00	0.0%
Stores		9712	0.00	0.00	0.0%
Prepaid Items		9713	0.00	0.00	0.0%
All Others		9719	0.00	0.00	0.0%
b) Restricted		9740	100,973,125.94	278,936,004.00	176.2%
c) Committed					
Stabilization Arrangements		9750	0.00	0.00	0.0%
Other Commitments (by Resource/Object)		9760	0.00	0.00	0.0%
d) Assigned					
Other Assignments (by Resource/Object)		9780	0.00	0.00	0.0%
e) Unassigned/Unappropriated					
Reserve for Economic Uncertainties		9789	0.00	0.00	0.0%
Unassigned/Unappropriated Amount		9790	0.00	0.00	0.0%

Resource	Description	2025-26 Unaudited Actuals	2026-27 Budget
7710	State School Facilities Projects	100,973,125.94	278,936,004.00
Total, Restricted Balance		100,973,125.94	278,936,004.00

Description	Resource Codes	Object Codes	2025-26 Unaudited Actuals	2026-27 Budget	Percent Difference
A. REVENUES					
1) LCFF Sources		8010-8099	0.00	0.00	0.0%
2) Federal Revenue		8100-8299	250,062.16	0.00	-100.0%
3) Other State Revenue		8300-8599	5,820,816.90	0.00	-100.0%
4) Other Local Revenue		8600-8799	101,639,332.27	100,076,816.00	-1.5%
5) TOTAL, REVENUES			107,710,211.33	100,076,816.00	-7.1%
B. EXPENDITURES					
1) Certificated Salaries		1000-1999	0.00	0.00	0.0%
2) Classified Salaries		2000-2999	485,984.01	619,159.00	27.4%
3) Employee Benefits		3000-3999	318,293.12	296,479.00	-6.9%
4) Books and Supplies		4000-4999	32,947.04	186,468.00	466.0%
5) Services and Other Operating Expenditures		5000-5999	(2,059,890.74)	15,883,403.00	-871.1%
6) Capital Outlay		6000-6999	108,989,384.68	322,860,670.00	196.2%
7) Other Outgo (excluding Transfers of Indirect Costs)		7100-7299, 7400-7499	4,623,784.80	0.00	-100.0%
8) Other Outgo - Transfers of Indirect Costs		7300-7399	0.00	0.00	0.0%
9) TOTAL, EXPENDITURES			112,390,502.91	339,846,179.00	202.4%
C. EXCESS (DEFICIENCY) OF REVENUES OVER EXPENDITURES BEFORE OTHER FINANCING SOURCES AND USES (A5 - B9)			(4,680,291.58)	(239,769,363.00)	5,023.0%
D. OTHER FINANCING SOURCES/USES					
1) Interfund Transfers					
a) Transfers In		8900-8929	414,403.19	0.00	-100.0%
b) Transfers Out		7600-7629	37,313,386.12	30,000,000.00	-19.6%
2) Other Sources/Uses					
a) Sources		8930-8979	0.00	0.00	0.0%
b) Uses		7630-7699	0.00	0.00	0.0%
3) Contributions		8980-8999	0.00	0.00	0.0%
4) TOTAL, OTHER FINANCING SOURCES/USES			(36,898,982.93)	(30,000,000.00)	-18.7%
E. NET INCREASE (DECREASE) IN FUND BALANCE (C + D4)			(41,579,274.51)	(269,769,363.00)	548.8%
F. FUND BALANCE, RESERVES					
1) Beginning Fund Balance					
a) As of July 1 - Unaudited		9791	545,494,979.12	508,354,488.59	-6.8%
b) Audit Adjustments		9793	4,438,783.98	0.00	-100.0%
c) As of July 1 - Audited (F1a + F1b)			549,933,763.10	508,354,488.59	-7.6%
d) Other Restatements		9795	0.00	13,702,398.41	New
e) Adjusted Beginning Balance (F1c + F1d)			549,933,763.10	522,056,887.00	-5.1%
2) Ending Balance, June 30 (E + F1e)			508,354,488.59	252,287,524.00	-50.4%
Components of Ending Fund Balance					
a) Nonspendable					
Revolving Cash		9711	0.00	0.00	0.0%
Stores		9712	0.00	0.00	0.0%
Prepaid Items		9713	6,093,026.58	6,093,027.00	0.0%
All Others		9719	0.00	0.00	0.0%
b) Restricted		9740	502,029,340.46	245,988,289.00	-51.0%
c) Committed					
Stabilization Arrangements		9750	0.00	0.00	0.0%
Other Commitments		9760	0.00	0.00	0.0%
d) Assigned					
Other Assignments		9780	232,121.55	206,208.00	-11.2%
e) Unassigned/Unappropriated					
Reserve for Economic Uncertainties		9789	0.00	0.00	0.0%
Unassigned/Unappropriated Amount		9790	0.00	0.00	0.0%
G. ASSETS					
1) Cash					
a) in County Treasury		9110	284,401,353.47		
1) Fair Value Adjustment to Cash in County Treasury		9111	(6,164,244.50)		
b) in Banks		9120	0.00		
c) in Revolving Cash Account		9130	0.00		
d) with Fiscal Agent/Trustee		9135	236,989,172.95		
e) Collections Awaiting Deposit		9140	0.00		

Description	Resource Codes	Object Codes	2025-26 Unaudited Actuals	2026-27 Budget	Percent Difference
2) Investments		9150	0.00		
3) Accounts Receivable		9200	5,476,870.79		
4) Due from Grantor Government		9290	0.00		
5) Due from Other Funds		9310	0.00		
6) Stores		9320	0.00		
7) Prepaid Expenditures		9330	6,093,026.58		
8) Other Current Assets		9340	0.00		
9) Lease Receivable		9380	2,046,646.52		
10) TOTAL, ASSETS			528,842,825.81		
H. DEFERRED OUTFLOWS OF RESOURCES					
1) Deferred Outflows of Resources		9490	0.00		
2) TOTAL, DEFERRED OUTFLOWS			0.00		
I. LIABILITIES					
1) Accounts Payable		9500	18,441,690.70		
2) Due to Grantor Governments		9590	0.00		
3) Due to Other Funds		9610	0.00		
4) Current Loans		9640	0.00		
5) Unearned Revenue		9650	0.00		
6) TOTAL, LIABILITIES			18,441,690.70		
J. DEFERRED INFLOWS OF RESOURCES					
1) Deferred Inflows of Resources		9690	2,046,646.52		
2) TOTAL, DEFERRED INFLOWS			2,046,646.52		
K. FUND EQUITY					
Ending Fund Balance, June 30 (must agree with line F2) (G10 + H2) - (I6 + J2)			508,354,488.59		
FEDERAL REVENUE					
FEMA		8281	136,645.35	0.00	-100.0%
All Other Federal Revenue		8290	113,416.81	0.00	-100.0%
TOTAL, FEDERAL REVENUE			250,062.16	0.00	-100.0%
OTHER STATE REVENUE					
Pass-Through Revenues from State Sources		8587	0.00	0.00	0.0%
California Clean Energy Jobs Act	6230	8590	0.00	0.00	0.0%
All Other State Revenue	All Other	8590	5,820,816.90	0.00	-100.0%
TOTAL, OTHER STATE REVENUE			5,820,816.90	0.00	-100.0%
OTHER LOCAL REVENUE					
Other Local Revenue					
Community Redevelopment Funds Not Subject to LCFF Deduction		8625	67,660,354.51	68,329,000.00	1.0%
Sales					
Sale of Equipment/Supplies		8631	0.00	0.00	0.0%
Leases and Rentals		8650	10,833.70	67,616.00	524.1%
Interest		8660	18,695,592.59	15,950,200.00	-14.7%
Net Increase (Decrease) in the Fair Value of Investments		8662	278,423.53	0.00	-100.0%
Other Local Revenue					
All Other Local Revenue		8699	14,994,127.94	15,730,000.00	4.9%
All Other Transfers In from All Others		8799	0.00	0.00	0.0%
TOTAL, OTHER LOCAL REVENUE			101,639,332.27	100,076,816.00	-1.5%
TOTAL, REVENUES			107,710,211.33	100,076,816.00	-7.1%
CLASSIFIED SALARIES					
Classified Support Salaries		2200	55,748.28	0.00	-100.0%
Classified Supervisors' and Administrators' Salaries		2300	138,728.95	85,364.00	-38.5%
Clerical, Technical and Office Salaries		2400	291,506.78	533,795.00	83.1%
Other Classified Salaries		2900	0.00	0.00	0.0%
TOTAL, CLASSIFIED SALARIES			485,984.01	619,159.00	27.4%
EMPLOYEE BENEFITS					
STRS		3101-3102	0.00	0.00	0.0%
PERS		3201-3202	171,717.62	163,462.00	-4.8%
OASDI/Medicare/Alternative		3301-3302	46,826.68	47,375.00	1.2%
Health and Welfare Benefits		3401-3402	67,578.83	38,824.00	-42.6%
Unemployment Insurance		3501-3502	319.27	315.00	-1.3%
Workers' Compensation		3601-3602	11,651.08	29,932.00	156.9%

Description	Resource Codes	Object Codes	2025-26 Unaudited Actuals	2026-27 Budget	Percent Difference
OPEB, Allocated		3701-3702	17,388.66	11,025.00	-36.6%
OPEB, Active Employees		3751-3752	2,810.98	5,546.00	97.3%
Other Employee Benefits		3901-3902	0.00	0.00	0.0%
TOTAL, EMPLOYEE BENEFITS			318,293.12	296,479.00	-6.9%
BOOKS AND SUPPLIES					
Books and Other Reference Materials		4200	0.00	0.00	0.0%
Materials and Supplies		4300	29,757.61	186,468.00	526.6%
Noncapitalized Equipment		4400	3,189.43	0.00	-100.0%
TOTAL, BOOKS AND SUPPLIES			32,947.04	186,468.00	466.0%
SERVICES AND OTHER OPERATING EXPENDITURES					
Subagreements for Services		5100	0.00	0.00	0.0%
Travel and Conferences		5200	24,738.63	0.00	-100.0%
Insurance		5400-5450	0.00	0.00	0.0%
Operations and Housekeeping Services		5500	0.00	0.00	0.0%
Rentals, Leases, Repairs, and Noncapitalized Improvements		5600	(312,064.96)	0.00	-100.0%
Transfers of Direct Costs		5710	0.00	0.00	0.0%
Transfers of Direct Costs - Interfund		5750	0.00	0.00	0.0%
Professional/Consulting Services and Operating Expenditures		5800	(1,772,564.41)	15,883,403.00	-996.1%
Communications		5900	0.00	0.00	0.0%
TOTAL, SERVICES AND OTHER OPERATING EXPENDITURES			(2,059,890.74)	15,883,403.00	-871.1%
CAPITAL OUTLAY					
Land		6100	0.00	0.00	0.0%
Land Improvements		6170	6,945,954.11	0.00	-100.0%
Buildings and Improvements of Buildings		6200	39,710,083.10	322,860,670.00	713.0%
Books and Media for New School Libraries or Major Expansion of School Libraries		6300	0.00	0.00	0.0%
Equipment		6400	59,396,325.25	0.00	-100.0%
Equipment Replacement		6500	0.00	0.00	0.0%
Lease Assets		6600	0.00	0.00	0.0%
Subscription Assets		6700	2,937,022.22	0.00	-100.0%
TOTAL, CAPITAL OUTLAY			108,989,384.68	322,860,670.00	196.2%
OTHER OUTGO (excluding Transfers of Indirect Costs)					
Other Transfers Out					
Transfers of Pass-Through Revenues					
To Districts or Charter Schools		7211	0.00	0.00	0.0%
To County Offices		7212	0.00	0.00	0.0%
To JPAs		7213	0.00	0.00	0.0%
All Other Transfers Out to All Others		7299	0.00	0.00	0.0%
Debt Service					
Debt Service - Interest		7438	797,885.18	0.00	-100.0%
Other Debt Service - Principal		7439	3,825,899.62	0.00	-100.0%
TOTAL, OTHER OUTGO (excluding Transfers of Indirect Costs)			4,623,784.80	0.00	-100.0%
TOTAL, EXPENDITURES			112,390,502.91	339,846,179.00	202.4%
INTERFUND TRANSFERS					
INTERFUND TRANSFERS IN					
From: General Fund/CSSF		8912	0.00	0.00	0.0%
Other Authorized Interfund Transfers In		8919	414,403.19	0.00	-100.0%
(a) TOTAL, INTERFUND TRANSFERS IN			414,403.19	0.00	-100.0%
INTERFUND TRANSFERS OUT					
To: General Fund/CSSF		7612	30,000,000.00	30,000,000.00	0.0%
To: State School Building Fund/County School Facilities Fund		7613	0.00	0.00	0.0%
Other Authorized Interfund Transfers Out		7619	7,313,386.12	0.00	-100.0%
(b) TOTAL, INTERFUND TRANSFERS OUT			37,313,386.12	30,000,000.00	-19.6%
OTHER SOURCES/USES					
SOURCES					
Proceeds					
Proceeds from Disposal of Capital Assets		8953	0.00	0.00	0.0%
Other Sources					
Transfers from Funds of Lapsed/Reorganized LEAs		8965	0.00	0.00	0.0%
Long-Term Debt Proceeds					
Proceeds from Certificates of Participation		8971	0.00	0.00	0.0%

Description	Resource Codes	Object Codes	2025-26 Unaudited Actuals	2026-27 Budget	Percent Difference
Proceeds from Leases		8972	0.00	0.00	0.0%
Proceeds from Lease Revenue Bonds		8973	0.00	0.00	0.0%
Proceeds from SBITAs		8974	0.00	0.00	0.0%
All Other Financing Sources		8979	0.00	0.00	0.0%
(c) TOTAL, SOURCES			0.00	0.00	0.0%
USES					
Transfers of Funds from Lapsed/Reorganized LEAs		7651	0.00	0.00	0.0%
All Other Financing Uses		7699	0.00	0.00	0.0%
(d) TOTAL, USES			0.00	0.00	0.0%
CONTRIBUTIONS					
Contributions from Unrestricted Revenues		8980	0.00	0.00	0.0%
Contributions from Restricted Revenues		8990	0.00	0.00	0.0%
(e) TOTAL, CONTRIBUTIONS			0.00	0.00	0.0%
TOTAL, OTHER FINANCING SOURCES/USES (a - b + c - d + e)			(36,898,982.93)	(30,000,000.00)	-18.7%

Description	Function Codes	Object Codes	2025-26 Unaudited Actuals	2026-27 Budget	Percent Difference
A. REVENUES					
1) LCFF Sources		8010-8099	0.00	0.00	0.0%
2) Federal Revenue		8100-8299	250,062.16	0.00	-100.0%
3) Other State Revenue		8300-8599	5,820,816.90	0.00	-100.0%
4) Other Local Revenue		8600-8799	101,639,332.27	100,076,816.00	-1.5%
5) TOTAL, REVENUES			107,710,211.33	100,076,816.00	-7.1%
B. EXPENDITURES (Objects 1000-7999)					
1) Instruction	1000-1999		0.00	0.00	0.0%
2) Instruction - Related Services	2000-2999		0.00	0.00	0.0%
3) Pupil Services	3000-3999		0.00	0.00	0.0%
4) Ancillary Services	4000-4999		0.00	0.00	0.0%
5) Community Services	5000-5999		0.00	0.00	0.0%
6) Enterprise	6000-6999		0.00	0.00	0.0%
7) General Administration	7000-7999		0.00	0.00	0.0%
8) Plant Services	8000-8999		107,766,718.11	339,846,179.00	215.4%
9) Other Outgo	9000-9999	Except 7600-7699	4,623,784.80	0.00	-100.0%
10) TOTAL, EXPENDITURES			112,390,502.91	339,846,179.00	202.4%
C. EXCESS (DEFICIENCY) OF REVENUES OVER EXPENDITURES BEFORE OTHER FINANCING SOURCES AND USES (A5 -B10)			(4,680,291.58)	(239,769,363.00)	5,023.0%
D. OTHER FINANCING SOURCES/USES					
1) Interfund Transfers					
a) Transfers In		8900-8929	414,403.19	0.00	-100.0%
b) Transfers Out		7600-7629	37,313,386.12	30,000,000.00	-19.6%
2) Other Sources/Uses					
a) Sources		8930-8979	0.00	0.00	0.0%
b) Uses		7630-7699	0.00	0.00	0.0%
3) Contributions		8980-8999	0.00	0.00	0.0%
4) TOTAL, OTHER FINANCING SOURCES/USES			(36,898,982.93)	(30,000,000.00)	-18.7%
E. NET INCREASE (DECREASE) IN FUND BALANCE (C + D4)			(41,579,274.51)	(269,769,363.00)	548.8%
F. FUND BALANCE, RESERVES					
1) Beginning Fund Balance					
a) As of July 1 - Unaudited		9791	545,494,979.12	508,354,488.59	-6.8%
b) Audit Adjustments		9793	4,438,783.98	0.00	-100.0%
c) As of July 1 - Audited (F1a + F1b)			549,933,763.10	508,354,488.59	-7.6%
d) Other Restatements		9795	0.00	13,702,398.41	New
e) Adjusted Beginning Balance (F1c + F1d)			549,933,763.10	522,056,887.00	-5.1%
2) Ending Balance, June 30 (E + F1e)			508,354,488.59	252,287,524.00	-50.4%
Components of Ending Fund Balance					
a) Nonspendable					
Revolving Cash		9711	0.00	0.00	0.0%
Stores		9712	0.00	0.00	0.0%
Prepaid Items		9713	6,093,026.58	6,093,027.00	0.0%
All Others		9719	0.00	0.00	0.0%
b) Restricted		9740	502,029,340.46	245,988,289.00	-51.0%
c) Committed					
Stabilization Arrangements		9750	0.00	0.00	0.0%
Other Commitments (by Resource/Object)		9760	0.00	0.00	0.0%
d) Assigned					
Other Assignments (by Resource/Object)		9780	232,121.55	206,208.00	-11.2%
e) Unassigned/Unappropriated					
Reserve for Economic Uncertainties		9789	0.00	0.00	0.0%
Unassigned/Unappropriated Amount		9790	0.00	0.00	0.0%

Resource	Description	2025-26 Unaudited Actuals	2026-27 Budget
5650	FEMA Public Assistance Funds	96,779.93	0.00
7710	State School Facilities Projects	12,626,352.05	0.00
7810	Other Restricted State	680,271.30	0.00
9010	Other Restricted Local	488,625,937.18	245,988,289.00
Total, Restricted Balance		502,029,340.46	245,988,289.00

Description	Resource Codes	Object Codes	2025-26 Unaudited Actuals	2026-27 Budget	Percent Difference
A. REVENUES					
1) LCFF Sources		8010-8099	0.00	0.00	0.0%
2) Federal Revenue		8100-8299	23,381,393.41	69,548,529.00	197.5%
3) Other State Revenue		8300-8599	2,905,322.00	0.00	-100.0%
4) Other Local Revenue		8600-8799	1,237,079,048.42	1,163,705,195.00	-5.9%
5) TOTAL, REVENUES			1,263,365,763.83	1,233,253,724.00	-2.4%
B. EXPENDITURES					
1) Certificated Salaries		1000-1999	0.00	0.00	0.0%
2) Classified Salaries		2000-2999	0.00	0.00	0.0%
3) Employee Benefits		3000-3999	0.00	0.00	0.0%
4) Books and Supplies		4000-4999	0.00	0.00	0.0%
5) Services and Other Operating Expenditures		5000-5999	0.00	0.00	0.0%
6) Capital Outlay		6000-6999	0.00	0.00	0.0%
7) Other Outgo (excluding Transfers of Indirect Costs)		7100-7299, 7400-7499	1,743,537,657.00	1,513,323,362.00	-13.2%
8) Other Outgo - Transfers of Indirect Costs		7300-7399	0.00	0.00	0.0%
9) TOTAL, EXPENDITURES			1,743,537,657.00	1,513,323,362.00	-13.2%
C. EXCESS (DEFICIENCY) OF REVENUES OVER EXPENDITURES BEFORE OTHER FINANCING SOURCES AND USES (A5 - B9)			(480,171,893.17)	(280,069,638.00)	-41.7%
D. OTHER FINANCING SOURCES/USES					
1) Interfund Transfers					
a) Transfers In		8900-8929	0.00	0.00	0.0%
b) Transfers Out		7600-7629	0.00	0.00	0.0%
2) Other Sources/Uses					
a) Sources		8930-8979	129,346,732.50	0.00	-100.0%
b) Uses		7630-7699	0.00	0.00	0.0%
3) Contributions		8980-8999	0.00	0.00	0.0%
4) TOTAL, OTHER FINANCING SOURCES/USES			129,346,732.50	0.00	-100.0%
E. NET INCREASE (DECREASE) IN FUND BALANCE (C + D4)			(350,825,160.67)	(280,069,638.00)	-20.2%
F. FUND BALANCE, RESERVES					
1) Beginning Fund Balance					
a) As of July 1 - Unaudited		9791	1,744,949,445.62	1,395,926,716.30	-20.0%
b) Audit Adjustments		9793	1,802,431.35	0.00	-100.0%
c) As of July 1 - Audited (F1a + F1b)			1,746,751,876.97	1,395,926,716.30	-20.1%
d) Other Restatements		9795	0.00	70,243,632.35	New
e) Adjusted Beginning Balance (F1c + F1d)			1,746,751,876.97	1,466,170,348.65	-16.1%
2) Ending Balance, June 30 (E + F1e)			1,395,926,716.30	1,186,100,710.65	-15.0%
Components of Ending Fund Balance					
a) Nonspendable					
Revolving Cash		9711	0.00	0.00	0.0%
Stores		9712	0.00	0.00	0.0%
Prepaid Items		9713	0.00	0.00	0.0%
All Others		9719	0.00	0.00	0.0%
b) Restricted		9740	1,395,926,716.30	1,186,100,710.65	-15.0%
c) Committed					
Stabilization Arrangements		9750	0.00	0.00	0.0%
Other Commitments		9760	0.00	0.00	0.0%
d) Assigned					
Other Assignments		9780	0.00	0.00	0.0%
e) Unassigned/Unappropriated					
Reserve for Economic Uncertainties		9789	0.00	0.00	0.0%
Unassigned/Unappropriated Amount		9790	0.00	0.00	0.0%
G. ASSETS					
1) Cash					
a) in County Treasury		9110	1,193,975,545.60		
1) Fair Value Adjustment to Cash in County Treasury		9111	(25,598,092.08)		
b) in Banks		9120	0.00		
c) in Revolving Cash Account		9130	0.00		
d) with Fiscal Agent/Trustee		9135	229,565,000.00		
e) Collections Awaiting Deposit		9140	0.00		

Description	Resource Codes	Object Codes	2025-26 Unaudited Actuals	2026-27 Budget	Percent Difference
2) Investments		9150	0.00		
3) Accounts Receivable		9200	157,441,254.84		
4) Due from Grantor Government		9290	0.00		
5) Due from Other Funds		9310	0.00		
6) Stores		9320	0.00		
7) Prepaid Expenditures		9330	0.00		
8) Other Current Assets		9340	0.00		
9) Lease Receivable		9380	0.00		
10) TOTAL, ASSETS			1,555,383,708.36		
H. DEFERRED OUTFLOWS OF RESOURCES					
1) Deferred Outflows of Resources		9490	0.00		
2) TOTAL, DEFERRED OUTFLOWS			0.00		
I. LIABILITIES					
1) Accounts Payable		9500	0.00		
2) Due to Grantor Governments		9590	0.00		
3) Due to Other Funds		9610	0.00		
4) Current Loans		9640	0.00		
5) Unearned Revenue		9650	0.00		
6) TOTAL, LIABILITIES			0.00		
J. DEFERRED INFLOWS OF RESOURCES					
1) Deferred Inflows of Resources		9690	159,456,992.06		
2) TOTAL, DEFERRED INFLOWS			159,456,992.06		
K. FUND EQUITY					
Ending Fund Balance, June 30 (must agree with line F2) (G10 + H2) - (I6 + J2)			1,395,926,716.30		
FEDERAL REVENUE					
All Other Federal Revenue		8290	23,381,393.41	69,548,529.00	197.5%
TOTAL, FEDERAL REVENUE			23,381,393.41	69,548,529.00	197.5%
OTHER STATE REVENUE					
Tax Relief Subventions					
Voted Indebtedness Levies					
Homeowners' Exemptions		8571	2,905,322.00	0.00	-100.0%
Other Subventions/In-Lieu Taxes		8572	0.00	0.00	0.0%
TOTAL, OTHER STATE REVENUE			2,905,322.00	0.00	-100.0%
OTHER LOCAL REVENUE					
Other Local Revenue					
County and District Taxes					
Voted Indebtedness Levies					
Secured Roll		8611	1,105,055,254.00	1,088,262,288.00	-1.5%
Unsecured Roll		8612	42,261,857.00	38,640,741.00	-8.6%
Prior Years' Taxes		8613	24,030,204.00	13,001,771.00	-45.9%
Supplemental Taxes		8614	21,904,958.00	11,257,882.00	-48.6%
Penalties and Interest from Delinquent Non-LCFF Taxes		8629	5,996,271.00	0.00	-100.0%
Interest		8660	30,525,131.00	12,542,513.00	-58.9%
Net Increase (Decrease) in the Fair Value of Investments		8662	7,166,948.92	0.00	-100.0%
Other Local Revenue					
All Other Local Revenue		8699	138,424.50	0.00	-100.0%
All Other Transfers In from All Others		8799	0.00	0.00	0.0%
TOTAL, OTHER LOCAL REVENUE			1,237,079,048.42	1,163,705,195.00	-5.9%
TOTAL, REVENUES			1,263,365,763.83	1,233,253,724.00	-2.4%
OTHER OUTGO (excluding Transfers of Indirect Costs)					
Debt Service					
Bond Redemptions		7433	1,206,740,000.00	932,280,000.00	-22.7%
Bond Interest and Other Service Charges		7434	536,797,657.00	581,043,362.00	8.2%
Debt Service - Interest		7438	0.00	0.00	0.0%
Other Debt Service - Principal		7439	0.00	0.00	0.0%
TOTAL, OTHER OUTGO (excluding Transfers of Indirect Costs)			1,743,537,657.00	1,513,323,362.00	-13.2%
TOTAL, EXPENDITURES			1,743,537,657.00	1,513,323,362.00	-13.2%
INTERFUND TRANSFERS					
INTERFUND TRANSFERS IN					

Description	Resource Codes	Object Codes	2025-26 Unaudited Actuals	2026-27 Budget	Percent Difference
Other Authorized Interfund Transfers In		8919	0.00	0.00	0.0%
(a) TOTAL, INTERFUND TRANSFERS IN			0.00	0.00	0.0%
INTERFUND TRANSFERS OUT					
To: General Fund		7614	0.00	0.00	0.0%
Other Authorized Interfund Transfers Out		7619	0.00	0.00	0.0%
(b) TOTAL, INTERFUND TRANSFERS OUT			0.00	0.00	0.0%
OTHER SOURCES/USES					
SOURCES					
Other Sources					
Transfers from Funds of Lapsed/Reorganized LEAs		8965	0.00	0.00	0.0%
All Other Financing Sources		8979	129,346,732.50	0.00	-100.0%
(c) TOTAL, SOURCES			129,346,732.50	0.00	-100.0%
USES					
Transfers of Funds from Lapsed/Reorganized LEAs		7651	0.00	0.00	0.0%
All Other Financing Uses		7699	0.00	0.00	0.0%
(d) TOTAL, USES			0.00	0.00	0.0%
CONTRIBUTIONS					
Contributions from Unrestricted Revenues		8980	0.00	0.00	0.0%
Contributions from Restricted Revenues		8990	0.00	0.00	0.0%
(e) TOTAL, CONTRIBUTIONS			0.00	0.00	0.0%
TOTAL, OTHER FINANCING SOURCES/USES (a - b + c - d + e)			129,346,732.50	0.00	-100.0%

Description	Function Codes	Object Codes	2025-26 Unaudited Actuals	2026-27 Budget	Percent Difference
A. REVENUES					
1) LCFF Sources		8010-8099	0.00	0.00	0.0%
2) Federal Revenue		8100-8299	23,381,393.41	69,548,529.00	197.5%
3) Other State Revenue		8300-8599	2,905,322.00	0.00	-100.0%
4) Other Local Revenue		8600-8799	1,237,079,048.42	1,163,705,195.00	-5.9%
5) TOTAL, REVENUES			1,263,365,763.83	1,233,253,724.00	-2.4%
B. EXPENDITURES (Objects 1000-7999)					
1) Instruction	1000-1999		0.00	0.00	0.0%
2) Instruction - Related Services	2000-2999		0.00	0.00	0.0%
3) Pupil Services	3000-3999		0.00	0.00	0.0%
4) Ancillary Services	4000-4999		0.00	0.00	0.0%
5) Community Services	5000-5999		0.00	0.00	0.0%
6) Enterprise	6000-6999		0.00	0.00	0.0%
7) General Administration	7000-7999		0.00	0.00	0.0%
8) Plant Services	8000-8999		0.00	0.00	0.0%
9) Other Outgo	9000-9999	Except 7600-7699	1,743,537,657.00	1,513,323,362.00	-13.2%
10) TOTAL, EXPENDITURES			1,743,537,657.00	1,513,323,362.00	-13.2%
C. EXCESS (DEFICIENCY) OF REVENUES OVER EXPENDITURES BEFORE OTHER FINANCING SOURCES AND USES (A5 -B10)			(480,171,893.17)	(280,069,638.00)	-41.7%
D. OTHER FINANCING SOURCES/USES					
1) Interfund Transfers					
a) Transfers In		8900-8929	0.00	0.00	0.0%
b) Transfers Out		7600-7629	0.00	0.00	0.0%
2) Other Sources/Uses					
a) Sources		8930-8979	129,346,732.50	0.00	-100.0%
b) Uses		7630-7699	0.00	0.00	0.0%
3) Contributions		8980-8999	0.00	0.00	0.0%
4) TOTAL, OTHER FINANCING SOURCES/USES			129,346,732.50	0.00	-100.0%
E. NET INCREASE (DECREASE) IN FUND BALANCE (C + D4)			(350,825,160.67)	(280,069,638.00)	-20.2%
F. FUND BALANCE, RESERVES					
1) Beginning Fund Balance					
a) As of July 1 - Unaudited		9791	1,744,949,445.62	1,395,926,716.30	-20.0%
b) Audit Adjustments		9793	1,802,431.35	0.00	-100.0%
c) As of July 1 - Audited (F1a + F1b)			1,746,751,876.97	1,395,926,716.30	-20.1%
d) Other Restatements		9795	0.00	70,243,632.35	New
e) Adjusted Beginning Balance (F1c + F1d)			1,746,751,876.97	1,466,170,348.65	-16.1%
2) Ending Balance, June 30 (E + F1e)			1,395,926,716.30	1,186,100,710.65	-15.0%
Components of Ending Fund Balance					
a) Nonspendable					
Revolving Cash		9711	0.00	0.00	0.0%
Stores		9712	0.00	0.00	0.0%
Prepaid Items		9713	0.00	0.00	0.0%
All Others		9719	0.00	0.00	0.0%
b) Restricted		9740	1,395,926,716.30	1,186,100,710.65	-15.0%
c) Committed					
Stabilization Arrangements		9750	0.00	0.00	0.0%
Other Commitments (by Resource/Object)		9760	0.00	0.00	0.0%
d) Assigned					
Other Assignments (by Resource/Object)		9780	0.00	0.00	0.0%
e) Unassigned/Unappropriated					
Reserve for Economic Uncertainties		9789	0.00	0.00	0.0%
Unassigned/Unappropriated Amount		9790	0.00	0.00	0.0%

Resource	Description	2025-26 Unaudited Actuals	2026-27 Budget
9010	Other Restricted Local	1,395,926,716.30	1,186,100,710.65
Total, Restricted Balance		1,395,926,716.30	1,186,100,710.65

Description	Resource Codes	Object Codes	2025-26 Unaudited Actuals	2026-27 Budget	Percent Difference
A. REVENUES					
1) LCFF Sources		8010-8099	0.00	0.00	0.0%
2) Federal Revenue		8100-8299	0.00	0.00	0.0%
3) Other State Revenue		8300-8599	0.00	0.00	0.0%
4) Other Local Revenue		8600-8799	15,501.27	0.00	-100.0%
5) TOTAL, REVENUES			15,501.27	0.00	-100.0%
B. EXPENDITURES					
1) Certificated Salaries		1000-1999	0.00	0.00	0.0%
2) Classified Salaries		2000-2999	0.00	0.00	0.0%
3) Employee Benefits		3000-3999	0.00	0.00	0.0%
4) Books and Supplies		4000-4999	0.00	0.00	0.0%
5) Services and Other Operating Expenditures		5000-5999	0.00	0.00	0.0%
6) Capital Outlay		6000-6999	0.00	0.00	0.0%
7) Other Outgo (excluding Transfers of Indirect Costs)		7100-7299, 7400-7499	0.00	0.00	0.0%
8) Other Outgo - Transfers of Indirect Costs		7300-7399	0.00	0.00	0.0%
9) TOTAL, EXPENDITURES			0.00	0.00	0.0%
C. EXCESS (DEFICIENCY) OF REVENUES OVER EXPENDITURES BEFORE OTHER FINANCING SOURCES AND USES (A5 - B9)			15,501.27	0.00	-100.0%
D. OTHER FINANCING SOURCES/USES					
1) Interfund Transfers					
a) Transfers In		8900-8929	0.00	0.00	0.0%
b) Transfers Out		7600-7629	0.00	0.00	0.0%
2) Other Sources/Uses					
a) Sources		8930-8979	0.00	0.00	0.0%
b) Uses		7630-7699	0.00	0.00	0.0%
3) Contributions		8980-8999	0.00	0.00	0.0%
4) TOTAL, OTHER FINANCING SOURCES/USES			0.00	0.00	0.0%
E. NET INCREASE (DECREASE) IN FUND BALANCE (C + D4)			15,501.27	0.00	-100.0%
F. FUND BALANCE, RESERVES					
1) Beginning Fund Balance					
a) As of July 1 - Unaudited		9791	451,246.87	472,609.07	4.7%
b) Audit Adjustments		9793	5,860.93	0.00	-100.0%
c) As of July 1 - Audited (F1a + F1b)			457,107.80	472,609.07	3.4%
d) Other Restatements		9795	0.00	(3,416.07)	New
e) Adjusted Beginning Balance (F1c + F1d)			457,107.80	469,193.00	2.6%
2) Ending Balance, June 30 (E + F1e)			472,609.07	469,193.00	-0.7%
Components of Ending Fund Balance					
a) Nonspendable					
Revolving Cash		9711	0.00	0.00	0.0%
Stores		9712	0.00	0.00	0.0%
Prepaid Items		9713	0.00	0.00	0.0%
All Others		9719	0.00	0.00	0.0%
b) Restricted		9740	472,609.07	469,193.00	-0.7%
c) Committed					
Stabilization Arrangements		9750	0.00	0.00	0.0%
Other Commitments		9760	0.00	0.00	0.0%
d) Assigned					
Other Assignments		9780	0.00	0.00	0.0%
e) Unassigned/Unappropriated					
Reserve for Economic Uncertainties		9789	0.00	0.00	0.0%
Unassigned/Unappropriated Amount		9790	0.00	0.00	0.0%
G. ASSETS					
1) Cash					
a) in County Treasury		9110	480,200.55		
1) Fair Value Adjustment to Cash in County Treasury		9111	(11,524.65)		
b) in Banks		9120	0.00		
c) in Revolving Cash Account		9130	0.00		
d) with Fiscal Agent/Trustee		9135	0.00		
e) Collections Awaiting Deposit		9140	0.00		

Description	Resource Codes	Object Codes	2025-26 Unaudited Actuals	2026-27 Budget	Percent Difference
2) Investments		9150	0.00		
3) Accounts Receivable		9200	3,933.17		
4) Due from Grantor Government		9290	0.00		
5) Due from Other Funds		9310	0.00		
6) Stores		9320	0.00		
7) Prepaid Expenditures		9330	0.00		
8) Other Current Assets		9340	0.00		
9) Lease Receivable		9380	0.00		
10) TOTAL, ASSETS			472,609.07		
H. DEFERRED OUTFLOWS OF RESOURCES					
1) Deferred Outflows of Resources		9490	0.00		
2) TOTAL, DEFERRED OUTFLOWS			0.00		
I. LIABILITIES					
1) Accounts Payable		9500	0.00		
2) Due to Grantor Governments		9590	0.00		
3) Due to Other Funds		9610	0.00		
4) Current Loans		9640	0.00		
5) Unearned Revenue		9650	0.00		
6) TOTAL, LIABILITIES			0.00		
J. DEFERRED INFLOWS OF RESOURCES					
1) Deferred Inflows of Resources		9690	0.00		
2) TOTAL, DEFERRED INFLOWS			0.00		
K. FUND EQUITY					
Ending Fund Balance, June 30 (must agree with line F2) (G10 + H2) - (I6 + J2)			472,609.07		
FEDERAL REVENUE					
All Other Federal Revenue		8290	0.00	0.00	0.0%
TOTAL, FEDERAL REVENUE			0.00	0.00	0.0%
OTHER STATE REVENUE					
Tax Relief Subventions					
Voted Indebtedness Levies					
Homeowners' Exemptions		8571	0.00	0.00	0.0%
Other Subventions/In-Lieu Taxes		8572	0.00	0.00	0.0%
TOTAL, OTHER STATE REVENUE			0.00	0.00	0.0%
OTHER LOCAL REVENUE					
Other Local Revenue					
County and District Taxes					
Voted Indebtedness Levies					
Secured Roll		8611	0.00	0.00	0.0%
Unsecured Roll		8612	0.00	0.00	0.0%
Prior Years' Taxes		8613	0.00	0.00	0.0%
Supplemental Taxes		8614	0.00	0.00	0.0%
Non-Ad Valorem Taxes					
Parcel Taxes		8621	0.00	0.00	0.0%
Penalties and Interest from Delinquent Non-LCFF Taxes		8629	0.00	0.00	0.0%
Interest		8660	15,501.27	0.00	-100.0%
Net Increase (Decrease) in the Fair Value of Investments		8662	0.00	0.00	0.0%
Other Local Revenue					
All Other Local Revenue		8699	0.00	0.00	0.0%
TOTAL, OTHER LOCAL REVENUE			15,501.27	0.00	-100.0%
TOTAL, REVENUES			15,501.27	0.00	-100.0%
OTHER OUTGO (excluding Transfers of Indirect Costs)					
Debt Service					
State School Building Repayment		7432	0.00	0.00	0.0%
Payments to Original District for Acquisition of Property		7436	0.00	0.00	0.0%
Debt Service - Interest		7438	0.00	0.00	0.0%
Other Debt Service - Principal		7439	0.00	0.00	0.0%
TOTAL, OTHER OUTGO (excluding Transfers of Indirect Costs)			0.00	0.00	0.0%
TOTAL, EXPENDITURES			0.00	0.00	0.0%
INTERFUND TRANSFERS					

Description	Resource Codes	Object Codes	2025-26 Unaudited Actuals	2026-27 Budget	Percent Difference
INTERFUND TRANSFERS IN					
Other Authorized Interfund Transfers In		8919	0.00	0.00	0.0%
(a) TOTAL, INTERFUND TRANSFERS IN			0.00	0.00	0.0%
INTERFUND TRANSFERS OUT					
Other Authorized Interfund Transfers Out		7619	0.00	0.00	0.0%
(b) TOTAL, INTERFUND TRANSFERS OUT			0.00	0.00	0.0%
OTHER SOURCES/USES					
SOURCES					
Other Sources					
County School Bldg Aid		8961	0.00	0.00	0.0%
Transfers from Funds of Lapsed/Reorganized LEAs		8965	0.00	0.00	0.0%
(c) TOTAL, SOURCES			0.00	0.00	0.0%
USES					
Transfers of Funds from Lapsed/Reorganized LEAs		7651	0.00	0.00	0.0%
(d) TOTAL, USES			0.00	0.00	0.0%
CONTRIBUTIONS					
Contributions from Unrestricted Revenues		8980	0.00	0.00	0.0%
Contributions from Restricted Revenues		8990	0.00	0.00	0.0%
(e) TOTAL, CONTRIBUTIONS			0.00	0.00	0.0%
TOTAL, OTHER FINANCING SOURCES/USES (a - b + c - d + e)			0.00	0.00	0.0%

Description	Function Codes	Object Codes	2025-26 Unaudited Actuals	2026-27 Budget	Percent Difference
A. REVENUES					
1) LCFF Sources		8010-8099	0.00	0.00	0.0%
2) Federal Revenue		8100-8299	0.00	0.00	0.0%
3) Other State Revenue		8300-8599	0.00	0.00	0.0%
4) Other Local Revenue		8600-8799	15,501.27	0.00	-100.0%
5) TOTAL, REVENUES			15,501.27	0.00	-100.0%
B. EXPENDITURES (Objects 1000-7999)					
1) Instruction	1000-1999		0.00	0.00	0.0%
2) Instruction - Related Services	2000-2999		0.00	0.00	0.0%
3) Pupil Services	3000-3999		0.00	0.00	0.0%
4) Ancillary Services	4000-4999		0.00	0.00	0.0%
5) Community Services	5000-5999		0.00	0.00	0.0%
6) Enterprise	6000-6999		0.00	0.00	0.0%
7) General Administration	7000-7999		0.00	0.00	0.0%
8) Plant Services	8000-8999		0.00	0.00	0.0%
9) Other Outgo	9000-9999	Except 7600-7699	0.00	0.00	0.0%
10) TOTAL, EXPENDITURES			0.00	0.00	0.0%
C. EXCESS (DEFICIENCY) OF REVENUES OVER EXPENDITURES BEFORE OTHER FINANCING SOURCES AND USES (A5 -B10)			15,501.27	0.00	-100.0%
D. OTHER FINANCING SOURCES/USES					
1) Interfund Transfers					
a) Transfers In		8900-8929	0.00	0.00	0.0%
b) Transfers Out		7600-7629	0.00	0.00	0.0%
2) Other Sources/Uses					
a) Sources		8930-8979	0.00	0.00	0.0%
b) Uses		7630-7699	0.00	0.00	0.0%
3) Contributions		8980-8999	0.00	0.00	0.0%
4) TOTAL, OTHER FINANCING SOURCES/USES			0.00	0.00	0.0%
E. NET INCREASE (DECREASE) IN FUND BALANCE (C + D4)			15,501.27	0.00	-100.0%
F. FUND BALANCE, RESERVES					
1) Beginning Fund Balance					
a) As of July 1 - Unaudited		9791	451,246.87	472,609.07	4.7%
b) Audit Adjustments		9793	5,860.93	0.00	-100.0%
c) As of July 1 - Audited (F1a + F1b)			457,107.80	472,609.07	3.4%
d) Other Restatements		9795	0.00	(3,416.07)	New
e) Adjusted Beginning Balance (F1c + F1d)			457,107.80	469,193.00	2.6%
2) Ending Balance, June 30 (E + F1e)			472,609.07	469,193.00	-0.7%
Components of Ending Fund Balance					
a) Nonspendable					
Revolving Cash		9711	0.00	0.00	0.0%
Stores		9712	0.00	0.00	0.0%
Prepaid Items		9713	0.00	0.00	0.0%
All Others		9719	0.00	0.00	0.0%
b) Restricted		9740	472,609.07	469,193.00	-0.7%
c) Committed					
Stabilization Arrangements		9750	0.00	0.00	0.0%
Other Commitments (by Resource/Object)		9760	0.00	0.00	0.0%
d) Assigned					
Other Assignments (by Resource/Object)		9780	0.00	0.00	0.0%
e) Unassigned/Unappropriated					
Reserve for Economic Uncertainties		9789	0.00	0.00	0.0%
Unassigned/Unappropriated Amount		9790	0.00	0.00	0.0%

Resource	Description	2025-26 Unaudited Actuals	2026-27 Budget
9010	Other Restricted Local	472,609.07	469,193.00
Total, Restricted Balance		472,609.07	469,193.00

Description	Resource Codes	Object Codes	2025-26 Unaudited Actuals	2026-27 Budget	Percent Difference
A. REVENUES					
1) LCFF Sources		8010-8099	0.00	0.00	0.0%
2) Federal Revenue		8100-8299	0.00	0.00	0.0%
3) Other State Revenue		8300-8599	0.00	0.00	0.0%
4) Other Local Revenue		8600-8799	108,222.46	3,252.00	-97.0%
5) TOTAL, REVENUES			108,222.46	3,252.00	-97.0%
B. EXPENDITURES					
1) Certificated Salaries		1000-1999	0.00	0.00	0.0%
2) Classified Salaries		2000-2999	0.00	0.00	0.0%
3) Employee Benefits		3000-3999	0.00	0.00	0.0%
4) Books and Supplies		4000-4999	0.00	0.00	0.0%
5) Services and Other Operating Expenditures		5000-5999	0.00	0.00	0.0%
6) Capital Outlay		6000-6999	0.00	0.00	0.0%
7) Other Outgo (excluding Transfers of Indirect Costs)		7100-7299, 7400-7499	40,300,654.34	69,244,357.00	71.8%
8) Other Outgo - Transfers of Indirect Costs		7300-7399	0.00	0.00	0.0%
9) TOTAL, EXPENDITURES			40,300,654.34	69,244,357.00	71.8%
C. EXCESS (DEFICIENCY) OF REVENUES OVER EXPENDITURES BEFORE OTHER FINANCING SOURCES AND USES (A5 - B9)			(40,192,431.88)	(69,241,105.00)	72.3%
D. OTHER FINANCING SOURCES/USES					
1) Interfund Transfers					
a) Transfers In		8900-8929	40,221,219.41	69,117,005.00	71.8%
b) Transfers Out		7600-7629	0.00	0.00	0.0%
2) Other Sources/Uses					
a) Sources		8930-8979	0.00	0.00	0.0%
b) Uses		7630-7699	0.00	0.00	0.0%
3) Contributions		8980-8999	0.00	0.00	0.0%
4) TOTAL, OTHER FINANCING SOURCES/USES			40,221,219.41	69,117,005.00	71.8%
E. NET INCREASE (DECREASE) IN FUND BALANCE (C + D4)			28,787.53	(124,100.00)	-531.1%
F. FUND BALANCE, RESERVES					
1) Beginning Fund Balance					
a) As of July 1 - Unaudited		9791	123,455.32	152,375.64	23.4%
b) Audit Adjustments		9793	132.79	0.00	-100.0%
c) As of July 1 - Audited (F1a + F1b)			123,588.11	152,375.64	23.3%
d) Other Restatements		9795	0.00	(28,275.64)	New
e) Adjusted Beginning Balance (F1c + F1d)			123,588.11	124,100.00	0.4%
2) Ending Balance, June 30 (E + F1e)			152,375.64	0.00	-100.0%
Components of Ending Fund Balance					
a) Nonspendable					
Revolving Cash		9711	0.00	0.00	0.0%
Stores		9712	0.00	0.00	0.0%
Prepaid Items		9713	0.00	0.00	0.0%
All Others		9719	0.00	0.00	0.0%
b) Restricted		9740	152,375.64	0.00	-100.0%
c) Committed					
Stabilization Arrangements		9750	0.00	0.00	0.0%
Other Commitments		9760	0.00	0.00	0.0%
d) Assigned					
Other Assignments		9780	0.00	0.00	0.0%
e) Unassigned/Unappropriated					
Reserve for Economic Uncertainties		9789	0.00	0.00	0.0%
Unassigned/Unappropriated Amount		9790	0.00	0.00	0.0%
G. ASSETS					
1) Cash					
a) in County Treasury		9110	127,370.06		
1) Fair Value Adjustment to Cash in County Treasury		9111	(2,730.73)		
b) in Banks		9120	0.00		
c) in Revolving Cash Account		9130	0.00		
d) with Fiscal Agent/Trustee		9135	26,612.81		
e) Collections Awaiting Deposit		9140	0.00		

Description	Resource Codes	Object Codes	2025-26 Unaudited Actuals	2026-27 Budget	Percent Difference
2) Investments		9150	0.00		
3) Accounts Receivable		9200	1,123.50		
4) Due from Grantor Government		9290	0.00		
5) Due from Other Funds		9310	0.00		
6) Stores		9320	0.00		
7) Prepaid Expenditures		9330	0.00		
8) Other Current Assets		9340	0.00		
9) Lease Receivable		9380	0.00		
10) TOTAL, ASSETS			152,375.64		
H. DEFERRED OUTFLOWS OF RESOURCES					
1) Deferred Outflows of Resources		9490	0.00		
2) TOTAL, DEFERRED OUTFLOWS			0.00		
I. LIABILITIES					
1) Accounts Payable		9500	0.00		
2) Due to Grantor Governments		9590	0.00		
3) Due to Other Funds		9610	0.00		
4) Current Loans		9640	0.00		
5) Unearned Revenue		9650	0.00		
6) TOTAL, LIABILITIES			0.00		
J. DEFERRED INFLOWS OF RESOURCES					
1) Deferred Inflows of Resources		9690	0.00		
2) TOTAL, DEFERRED INFLOWS			0.00		
K. FUND EQUITY					
Ending Fund Balance, June 30 (must agree with line F2) (G10 + H2) - (I6 + J2)			152,375.64		
FEDERAL REVENUE					
All Other Federal Revenue		8290	0.00	0.00	0.0%
TOTAL, FEDERAL REVENUE			0.00	0.00	0.0%
OTHER STATE REVENUE					
All Other State Revenue		8590	0.00	0.00	0.0%
TOTAL, OTHER STATE REVENUE			0.00	0.00	0.0%
OTHER LOCAL REVENUE					
Interest		8660	108,539.19	3,252.00	-97.0%
Net Increase (Decrease) in the Fair Value of Investments		8662	(316.73)	0.00	-100.0%
Other Local Revenue					
All Other Local Revenue		8699	0.00	0.00	0.0%
TOTAL, OTHER LOCAL REVENUE			108,222.46	3,252.00	-97.0%
TOTAL, REVENUES			108,222.46	3,252.00	-97.0%
OTHER OUTGO (excluding Transfers of Indirect Costs)					
Debt Service					
Debt Service - Interest		7438	21,490,654.34	34,810,257.00	62.0%
Other Debt Service - Principal		7439	18,810,000.00	34,434,100.00	83.1%
TOTAL, OTHER OUTGO (excluding Transfers of Indirect Costs)			40,300,654.34	69,244,357.00	71.8%
TOTAL, EXPENDITURES			40,300,654.34	69,244,357.00	71.8%
INTERFUND TRANSFERS					
INTERFUND TRANSFERS IN					
Other Authorized Interfund Transfers In		8919	40,221,219.41	69,117,005.00	71.8%
(a) TOTAL, INTERFUND TRANSFERS IN			40,221,219.41	69,117,005.00	71.8%
INTERFUND TRANSFERS OUT					
Other Authorized Interfund Transfers Out		7619	0.00	0.00	0.0%
(b) TOTAL, INTERFUND TRANSFERS OUT			0.00	0.00	0.0%
OTHER SOURCES/USES					
SOURCES					
Other Sources					
Transfers from Funds of Lapsed/Reorganized LEAs		8965	0.00	0.00	0.0%
Long-Term Debt Proceeds					
Proceeds from Certificates of Participation		8971	0.00	0.00	0.0%
All Other Financing Sources		8979	0.00	0.00	0.0%
(c) TOTAL, SOURCES			0.00	0.00	0.0%
USES					
Transfers of Funds from Lapsed/Reorganized LEAs		7651	0.00	0.00	0.0%

Description	Resource Codes	Object Codes	2025-26 Unaudited Actuals	2026-27 Budget	Percent Difference
All Other Financing Uses		7699	0.00	0.00	0.0%
(d) TOTAL, USES			0.00	0.00	0.0%
CONTRIBUTIONS					
Contributions from Unrestricted Revenues		8980	0.00	0.00	0.0%
Contributions from Restricted Revenues		8990	0.00	0.00	0.0%
(e) TOTAL, CONTRIBUTIONS			0.00	0.00	0.0%
TOTAL, OTHER FINANCING SOURCES/USES (a - b + c - d + e)			40,221,219.41	69,117,005.00	71.8%

Description	Function Codes	Object Codes	2025-26 Unaudited Actuals	2026-27 Budget	Percent Difference
A. REVENUES					
1) LCFF Sources		8010-8099	0.00	0.00	0.0%
2) Federal Revenue		8100-8299	0.00	0.00	0.0%
3) Other State Revenue		8300-8599	0.00	0.00	0.0%
4) Other Local Revenue		8600-8799	108,222.46	3,252.00	-97.0%
5) TOTAL, REVENUES			108,222.46	3,252.00	-97.0%
B. EXPENDITURES (Objects 1000-7999)					
1) Instruction	1000-1999		0.00	0.00	0.0%
2) Instruction - Related Services	2000-2999		0.00	0.00	0.0%
3) Pupil Services	3000-3999		0.00	0.00	0.0%
4) Ancillary Services	4000-4999		0.00	0.00	0.0%
5) Community Services	5000-5999		0.00	0.00	0.0%
6) Enterprise	6000-6999		0.00	0.00	0.0%
7) General Administration	7000-7999		0.00	0.00	0.0%
8) Plant Services	8000-8999		0.00	0.00	0.0%
9) Other Outgo	9000-9999	Except 7600-7699	40,300,654.34	69,244,357.00	71.8%
10) TOTAL, EXPENDITURES			40,300,654.34	69,244,357.00	71.8%
C. EXCESS (DEFICIENCY) OF REVENUES OVER EXPENDITURES BEFORE OTHER FINANCING SOURCES AND USES (A5 -B10)			(40,192,431.88)	(69,241,105.00)	72.3%
D. OTHER FINANCING SOURCES/USES					
1) Interfund Transfers					
a) Transfers In		8900-8929	40,221,219.41	69,117,005.00	71.8%
b) Transfers Out		7600-7629	0.00	0.00	0.0%
2) Other Sources/Uses					
a) Sources		8930-8979	0.00	0.00	0.0%
b) Uses		7630-7699	0.00	0.00	0.0%
3) Contributions		8980-8999	0.00	0.00	0.0%
4) TOTAL, OTHER FINANCING SOURCES/USES			40,221,219.41	69,117,005.00	71.8%
E. NET INCREASE (DECREASE) IN FUND BALANCE (C + D4)			28,787.53	(124,100.00)	-531.1%
F. FUND BALANCE, RESERVES					
1) Beginning Fund Balance					
a) As of July 1 - Unaudited		9791	123,455.32	152,375.64	23.4%
b) Audit Adjustments		9793	132.79	0.00	-100.0%
c) As of July 1 - Audited (F1a + F1b)			123,588.11	152,375.64	23.3%
d) Other Restatements		9795	0.00	(28,275.64)	New
e) Adjusted Beginning Balance (F1c + F1d)			123,588.11	124,100.00	0.4%
2) Ending Balance, June 30 (E + F1e)			152,375.64	0.00	-100.0%
Components of Ending Fund Balance					
a) Nonspendable					
Revolving Cash		9711	0.00	0.00	0.0%
Stores		9712	0.00	0.00	0.0%
Prepaid Items		9713	0.00	0.00	0.0%
All Others		9719	0.00	0.00	0.0%
b) Restricted		9740	152,375.64	0.00	-100.0%
c) Committed					
Stabilization Arrangements		9750	0.00	0.00	0.0%
Other Commitments (by Resource/Object)		9760	0.00	0.00	0.0%
d) Assigned					
Other Assignments (by Resource/Object)		9780	0.00	0.00	0.0%
e) Unassigned/Unappropriated					
Reserve for Economic Uncertainties		9789	0.00	0.00	0.0%
Unassigned/Unappropriated Amount		9790	0.00	0.00	0.0%

Resource	Description	2025-26 Unaudited Actuals	2026-27 Budget
9010	Other Restricted Local	152,375.64	0.00
Total, Restricted Balance		152,375.64	0.00

Description	Resource Codes	Object Codes	2025-26 Unaudited Actuals	2026-27 Budget	Percent Difference
A. REVENUES					
1) LCFF Sources		8010-8099	0.00	0.00	0.0%
2) Federal Revenue		8100-8299	0.00	0.00	0.0%
3) Other State Revenue		8300-8599	0.00	0.00	0.0%
4) Other Local Revenue		8600-8799	1,957,051,984.92	1,821,072,070.00	-6.9%
5) TOTAL, REVENUES			1,957,051,984.92	1,821,072,070.00	-6.9%
B. EXPENSES					
1) Certificated Salaries		1000-1999	0.00	0.00	0.0%
2) Classified Salaries		2000-2999	8,973,247.38	8,985,576.00	0.1%
3) Employee Benefits		3000-3999	3,987,971.20	5,243,493.00	31.5%
4) Books and Supplies		4000-4999	385,701.95	505,336.00	31.0%
5) Services and Other Operating Expenses		5000-5999	2,277,969,974.46	1,675,607,625.00	-26.4%
6) Depreciation and Amortization		6000-6999	0.00	0.00	0.0%
7) Other Outgo (excluding Transfers of Indirect Costs)		7100-7299, 7400-7499	0.00	0.00	0.0%
8) Other Outgo - Transfers of Indirect Costs		7300-7399	0.00	0.00	0.0%
9) TOTAL, EXPENSES			2,291,316,894.99	1,690,342,030.00	-26.2%
C. EXCESS (DEFICIENCY) OF REVENUES OVER EXPENSES BEFORE OTHER FINANCING SOURCES AND USES (A5 - B9)			(334,264,910.07)	130,730,040.00	-139.1%
D. OTHER FINANCING SOURCES/USES					
1) Interfund Transfers					
a) Transfers In		8900-8929	350,633,120.00	0.00	-100.0%
b) Transfers Out		7600-7629	20,250,000.00	0.00	-100.0%
2) Other Sources/Uses					
a) Sources		8930-8979	0.00	0.00	0.0%
b) Uses		7630-7699	0.00	0.00	0.0%
3) Contributions		8980-8999	0.00	0.00	0.0%
4) TOTAL, OTHER FINANCING SOURCES/USES			330,383,120.00	0.00	-100.0%
E. NET INCREASE (DECREASE) IN NET POSITION (C + D4)			(3,881,790.07)	130,730,040.00	-3,467.8%
F. NET POSITION					
1) Beginning Net Position					
a) As of July 1 - Unaudited		9791	188,920,135.22	(30,466,932.40)	-116.1%
b) Audit Adjustments		9793	(215,505,277.55)	0.00	-100.0%
c) As of July 1 - Audited (F1a + F1b)			(26,585,142.33)	(30,466,932.40)	14.6%
d) Other Restatements		9795	0.00	(41,872,600.38)	New
e) Adjusted Beginning Net Position (F1c + F1d)			(26,585,142.33)	(72,339,532.78)	172.1%
2) Ending Net Position, June 30 (E + F1e)			(30,466,932.40)	58,390,507.22	-291.7%
Components of Ending Net Position					
a) Net Investment in Capital Assets		9796	0.00	0.00	0.0%
b) Restricted Net Position		9797	0.00	0.00	0.0%
c) Unrestricted Net Position		9790	(30,466,932.40)	58,390,507.22	-291.7%
G. ASSETS					
1) Cash					
a) in County Treasury		9110	152,518,264.38		
1) Fair Value Adjustment to Cash in County Treasury		9111	(3,269,991.59)		
b) in Banks		9120	189,517,574.61		
c) in Revolving Cash Account		9130	3,000,000.00		
d) with Fiscal Agent/Trustee		9135	0.00		
e) Collections Awaiting Deposit		9140	0.00		
2) Investments		9150	1,098,692,786.63		
3) Accounts Receivable		9200	176,569,416.09		
4) Due from Grantor Government		9290	0.00		
5) Due from Other Funds		9310	0.00		
6) Stores		9320	0.00		
7) Prepaid Expenditures		9330	32,190.36		
8) Other Current Assets		9340	206,883,876.00		
9) Lease Receivable		9380	0.00		
10) Fixed Assets					
a) Land		9410	0.00		
b) Land Improvements		9420	0.00		

Description	Resource Codes	Object Codes	2025-26 Unaudited Actuals	2026-27 Budget	Percent Difference
c) Accumulated Depreciation - Land Improvements		9425	0.00		
d) Buildings		9430	0.00		
e) Accumulated Depreciation - Buildings		9435	0.00		
f) Equipment		9440	0.00		
g) Accumulated Depreciation - Equipment		9445	0.00		
h) Work in Progress		9450	0.00		
i) Lease Assets		9460	0.00		
j) Accumulated Amortization-Lease Assets		9465	0.00		
k) Subscription Assets		9470	0.00		
l) Accumulated Amortization-Subscription Assets		9475	0.00		
11) TOTAL, ASSETS			1,823,944,116.48		
H. DEFERRED OUTFLOWS OF RESOURCES					
1) Deferred Outflows of Resources		9490	4,943,385.98		
2) TOTAL, DEFERRED OUTFLOWS			4,943,385.98		
I. LIABILITIES					
1) Accounts Payable		9500	184,008,678.11		
2) Due to Grantor Governments		9590	0.00		
3) Due to Other Funds		9610	30,000,000.00		
4) Current Loans		9640			
5) Unearned Revenue		9650	45,362,245.19		
6) Long-Term Liabilities					
a) Subscription Liability		9660	0.00		
b) Net Pension Liability		9663	12,900,778.60		
c) Total/Net OPEB Liability		9664	10,331,344.52		
d) Compensated Absences		9665	0.00		
e) COPs Payable		9666	0.00		
f) Leases Payable		9667	0.00		
g) Lease Revenue Bonds Payable		9668	0.00		
h) Other General Long-Term Liabilities		9669	1,572,995,400.11		
7) TOTAL, LIABILITIES			1,855,598,446.53		
J. DEFERRED INFLOWS OF RESOURCES					
1) Deferred Inflows of Resources		9690	3,755,988.33		
2) TOTAL, DEFERRED INFLOWS			3,755,988.33		
K. NET POSITION					
Net Position, June 30 (must agree with line F2) (G11 + H2) - (I7 + J2)			(30,466,932.40)		
OTHER STATE REVENUE					
STRS On-Behalf Pension Contributions	7690	8590	0.00	0.00	0.0%
All Other State Revenue	All Other	8590	0.00	0.00	0.0%
TOTAL, OTHER STATE REVENUE			0.00	0.00	0.0%
OTHER LOCAL REVENUE					
Other Local Revenue					
Sales					
Sale of Equipment/Supplies		8631	0.00	0.00	0.0%
Interest		8660	50,432,264.71	15,456,214.00	-69.4%
Net Increase (Decrease) in the Fair Value of Investments		8662	81,058,373.76	0.00	-100.0%
Fees and Contracts					
In-District Premiums/ Contributions		8674	1,811,312,716.25	1,805,615,856.00	-0.3%
All Other Fees and Contracts		8689	0.00	0.00	0.0%
Other Local Revenue					
All Other Local Revenue		8699	14,248,630.20	0.00	-100.0%
All Other Transfers In from All Others		8799	0.00	0.00	0.0%
TOTAL, OTHER LOCAL REVENUE			1,957,051,984.92	1,821,072,070.00	-6.9%
TOTAL, REVENUES			1,957,051,984.92	1,821,072,070.00	-6.9%
CERTIFICATED SALARIES					
Certificated Pupil Support Salaries		1200	0.00	0.00	0.0%
Certificated Supervisors' and Administrators' Salaries		1300	0.00	0.00	0.0%
TOTAL, CERTIFICATED SALARIES			0.00	0.00	0.0%
CLASSIFIED SALARIES					

Description	Resource Codes	Object Codes	2025-26 Unaudited Actuals	2026-27 Budget	Percent Difference
Classified Support Salaries		2200	356.69	0.00	-100.0%
Classified Supervisors' and Administrators' Salaries		2300	3,167,163.95	3,496,021.00	10.4%
Clerical, Technical and Office Salaries		2400	5,805,726.74	5,461,915.00	-5.9%
Other Classified Salaries		2900	0.00	27,640.00	New
TOTAL, CLASSIFIED SALARIES			8,973,247.38	8,985,576.00	0.1%
EMPLOYEE BENEFITS					
STRS		3101-3102	47,837.16	0.00	-100.0%
PERS		3201-3202	2,226,043.57	2,364,949.00	6.2%
OASDI/Medicare/Alternative		3301-3302	657,566.30	686,805.00	4.4%
Health and Welfare Benefits		3401-3402	1,151,531.06	1,458,234.00	26.6%
Unemployment Insurance		3501-3502	4,760.56	4,538.00	-4.7%
Workers' Compensation		3601-3602	184,406.26	145,745.00	-21.0%
OPEB, Allocated		3701-3702	402,549.58	411,083.00	2.1%
OPEB, Active Employees		3751-3752	(686,723.29)	172,139.00	-125.1%
Other Employee Benefits		3901-3902	0.00	0.00	0.0%
TOTAL, EMPLOYEE BENEFITS			3,987,971.20	5,243,493.00	31.5%
BOOKS AND SUPPLIES					
Books and Other Reference Materials		4200	0.00	0.00	0.0%
Materials and Supplies		4300	349,827.03	503,836.00	44.0%
Noncapitalized Equipment		4400	35,874.92	1,500.00	-95.8%
TOTAL, BOOKS AND SUPPLIES			385,701.95	505,336.00	31.0%
SERVICES AND OTHER OPERATING EXPENSES					
Subagreements for Services		5100	0.00	0.00	0.0%
Travel and Conferences		5200	9,872.68	6,464.00	-34.5%
Dues and Memberships		5300	8,150.51	2,150.00	-73.6%
Insurance		5400-5499	275,332,863.04	150,787,561.00	-45.2%
Operations and Housekeeping Services		5500	0.00	0.00	0.0%
Rentals, Leases, Repairs, and Noncapitalized Improvements		5600	1,497.69	2,500.00	66.9%
Transfers of Direct Costs - Interfund		5750	0.00	0.00	0.0%
Professional/Consulting Services and Operating Expenditures		5800-5899	2,002,608,958.67	1,524,409,824.00	-23.9%
Communications		5900	8,631.87	399,126.00	4,523.9%
TOTAL, SERVICES AND OTHER OPERATING EXPENSES			2,277,969,974.46	1,675,607,625.00	-26.4%
DEPRECIATION AND AMORTIZATION					
Depreciation Expense		6900	0.00	0.00	0.0%
Amortization Expense-Lease Assets		6910	0.00	0.00	0.0%
Amortization Expense-Subscription Assets		6920	0.00	0.00	0.0%
TOTAL, DEPRECIATION AND AMORTIZATION			0.00	0.00	0.0%
TOTAL, EXPENSES			2,291,316,894.99	1,690,342,030.00	-26.2%
INTERFUND TRANSFERS					
INTERFUND TRANSFERS IN					
Other Authorized Interfund Transfers In		8919	350,633,120.00	0.00	-100.0%
(a) TOTAL, INTERFUND TRANSFERS IN			350,633,120.00	0.00	-100.0%
INTERFUND TRANSFERS OUT					
Other Authorized Interfund Transfers Out		7619	20,250,000.00	0.00	-100.0%
(b) TOTAL, INTERFUND TRANSFERS OUT			20,250,000.00	0.00	-100.0%
OTHER SOURCES/USES					
SOURCES					
Other Sources					
Transfers from Funds of Lapsed/Reorganized LEAs		8965	0.00	0.00	0.0%
(c) TOTAL, SOURCES			0.00	0.00	0.0%
USES					
Transfers of Funds from Lapsed/Reorganized LEAs		7651	0.00	0.00	0.0%
(d) TOTAL, USES			0.00	0.00	0.0%
CONTRIBUTIONS					
Contributions from Unrestricted Revenues		8980	0.00	0.00	0.0%
Contributions from Restricted Revenues		8990	0.00	0.00	0.0%
(e) TOTAL, CONTRIBUTIONS			0.00	0.00	0.0%
TOTAL, OTHER FINANCING SOURCES/USES					

Description	Resource Codes	Object Codes	2025-26 Unaudited Actuals	2026-27 Budget	Percent Difference
(a - b + c - d + e)			330,383,120.00	0.00	-100.0%

Description	Function Codes	Object Codes	2025-26 Unaudited Actuals	2026-27 Budget	Percent Difference
A. REVENUES					
1) LCFF Sources		8010-8099	0.00	0.00	0.0%
2) Federal Revenue		8100-8299	0.00	0.00	0.0%
3) Other State Revenue		8300-8599	0.00	0.00	0.0%
4) Other Local Revenue		8600-8799	1,957,051,984.92	1,821,072,070.00	-6.9%
5) TOTAL, REVENUES			1,957,051,984.92	1,821,072,070.00	-6.9%
B. EXPENSES (Objects 1000-7999)					
1) Instruction	1000-1999		0.00	0.00	0.0%
2) Instruction - Related Services	2000-2999		0.00	0.00	0.0%
3) Pupil Services	3000-3999		0.00	0.00	0.0%
4) Ancillary Services	4000-4999		0.00	0.00	0.0%
5) Community Services	5000-5999		0.00	0.00	0.0%
6) Enterprise	6000-6999		2,291,316,894.99	1,690,342,030.00	-26.2%
7) General Administration	7000-7999		0.00	0.00	0.0%
8) Plant Services	8000-8999		0.00	0.00	0.0%
9) Other Outgo	9000-9999	Except 7600-7699	0.00	0.00	0.0%
10) TOTAL, EXPENSES			2,291,316,894.99	1,690,342,030.00	-26.2%
C. EXCESS (DEFICIENCY) OF REVENUES OVER EXPENSES BEFORE OTHER FINANCING SOURCES AND USES (A5 - B10)			(334,264,910.07)	130,730,040.00	-139.1%
D. OTHER FINANCING SOURCES/USES					
1) Interfund Transfers					
a) Transfers In		8900-8929	350,633,120.00	0.00	-100.0%
b) Transfers Out		7600-7629	20,250,000.00	0.00	-100.0%
2) Other Sources/Uses					
a) Sources		8930-8979	0.00	0.00	0.0%
b) Uses		7630-7699	0.00	0.00	0.0%
3) Contributions		8980-8999	0.00	0.00	0.0%
4) TOTAL, OTHER FINANCING SOURCES/USES			330,383,120.00	0.00	-100.0%
E. NET INCREASE (DECREASE) IN NET POSITION (C + D4)			(3,881,790.07)	130,730,040.00	-3,467.8%
F. NET POSITION					
1) Beginning Net Position					
a) As of July 1 - Unaudited		9791	188,920,135.22	(30,466,932.40)	-116.1%
b) Audit Adjustments		9793	(215,505,277.55)	0.00	-100.0%
c) As of July 1 - Audited (F1a + F1b)			(26,585,142.33)	(30,466,932.40)	14.6%
d) Other Restatements		9795	0.00	(41,872,600.38)	New
e) Adjusted Beginning Net Position (F1c + F1d)			(26,585,142.33)	(72,339,532.78)	172.1%
2) Ending Net Position, June 30 (E + F1e)			(30,466,932.40)	58,390,507.22	-291.7%
Components of Ending Net Position					
a) Net Investment in Capital Assets		9796	0.00	0.00	0.0%
b) Restricted Net Position		9797	0.00	0.00	0.0%
c) Unrestricted Net Position		9790	(30,466,932.40)	58,390,507.22	-291.7%

Resource	Description	2025-26 Unaudited Actuals	2026-27 Budget
Total, Restricted Net Position		0.00	0.00

Description	Resource Codes	Object Codes	2025-26 Unaudited Actuals	2026-27 Budget	Percent Difference
A. REVENUES					
1) LCFF Sources		8010-8099	0.00	0.00	0.0%
2) Federal Revenue		8100-8299	0.00	0.00	0.0%
3) Other State Revenue		8300-8599	0.00	0.00	0.0%
4) Other Local Revenue		8600-8799	328,911,986.46	142,568,000.00	-56.7%
5) TOTAL, REVENUES			328,911,986.46	142,568,000.00	-56.7%
B. EXPENSES					
1) Certificated Salaries		1000-1999	0.00	0.00	0.0%
2) Classified Salaries		2000-2999	0.00	0.00	0.0%
3) Employee Benefits		3000-3999	0.00	0.00	0.0%
4) Books and Supplies		4000-4999	0.00	0.00	0.0%
5) Services and Other Operating Expenses		5000-5999	818,341.50	490,873.00	-40.0%
6) Depreciation and Amortization		6000-6999	0.00	0.00	0.0%
7) Other Outgo (excluding Transfers of Indirect Costs)		7100-7299, 7400-7499	0.00	0.00	0.0%
8) Other Outgo - Transfers of Indirect Costs		7300-7399	0.00	0.00	0.0%
9) TOTAL, EXPENSES			818,341.50	490,873.00	-40.0%
C. EXCESS (DEFICIENCY) OF REVENUES OVER EXPENSES BEFORE OTHER FINANCING SOURCES AND USES (A5 - B9)			328,093,644.96	142,077,127.00	-56.7%
D. OTHER FINANCING SOURCES/USES					
1) Interfund Transfers					
a) Transfers In		8900-8929	0.00	0.00	0.0%
b) Transfers Out		7600-7629	0.00	0.00	0.0%
2) Other Sources/Uses					
a) Sources		8930-8979	0.00	0.00	0.0%
b) Uses		7630-7699	0.00	0.00	0.0%
3) Contributions		8980-8999	0.00	0.00	0.0%
4) TOTAL, OTHER FINANCING SOURCES/USES			0.00	0.00	0.0%
E. NET INCREASE (DECREASE) IN NET POSITION (C + D4)			328,093,644.96	142,077,127.00	-56.7%
F. NET POSITION					
1) Beginning Net Position					
a) As of July 1 - Unaudited		9791	962,789,881.44	1,290,883,526.40	34.1%
b) Audit Adjustments		9793	0.00	0.00	0.0%
c) As of July 1 - Audited (F1a + F1b)			962,789,881.44	1,290,883,526.40	34.1%
d) Other Restatements		9795	0.00	(43,301,825.96)	New
e) Adjusted Beginning Net Position (F1c + F1d)			962,789,881.44	1,247,581,700.44	29.6%
2) Ending Net Position, June 30 (E + F1e)			1,290,883,526.40	1,389,658,827.44	7.7%
Components of Ending Net Position					
a) Net Investment in Capital Assets		9796	0.00	0.00	0.0%
b) Restricted Net Position		9797	1,290,883,526.40	1,389,658,827.44	7.7%
c) Unrestricted Net Position		9790	0.00	0.00	0.0%
G. ASSETS					
1) Cash					
a) in County Treasury		9110	0.00		
1) Fair Value Adjustment to Cash in County Treasury		9111	0.00		
b) in Banks		9120	0.00		
c) in Revolving Cash Account		9130	0.00		
d) with Fiscal Agent/Trustee		9135	1,290,883,526.40		
e) Collections Awaiting Deposit		9140	0.00		
2) Investments		9150	0.00		
3) Accounts Receivable		9200	0.00		
4) Due from Grantor Government		9290	0.00		
5) Due from Other Funds		9310	0.00		
6) Stores		9320	0.00		
7) Prepaid Expenditures		9330	0.00		
8) Other Current Assets		9340	0.00		
9) Lease Receivable		9380	0.00		
10) Fixed Assets		9400			
11) TOTAL, ASSETS			1,290,883,526.40		
H. DEFERRED OUTFLOWS OF RESOURCES					

Description	Resource Codes	Object Codes	2025-26 Unaudited Actuals	2026-27 Budget	Percent Difference
1) Deferred Outflows of Resources		9490	0.00		
2) TOTAL, DEFERRED OUTFLOWS			0.00		
I. LIABILITIES					
1) Accounts Payable		9500	0.00		
2) Due to Grantor Governments		9590	0.00		
3) Due to Other Funds		9610	0.00		
4) Current Loans		9640			
5) Unearned Revenue		9650	0.00		
6) Long-Term Liabilities					
b) Net Pension Liability		9663	0.00		
c) Total/Net OPEB Liability		9664	0.00		
d) Compensated Absences		9665	0.00		
e) COPs Payable		9666	0.00		
f) Leases Payable		9667	0.00		
g) Lease Revenue Bonds Payable		9668	0.00		
h) Other General Long-Term Liabilities		9669	0.00		
7) TOTAL, LIABILITIES			0.00		
J. DEFERRED INFLOWS OF RESOURCES					
1) Deferred Inflows of Resources		9690	0.00		
2) TOTAL, DEFERRED INFLOWS			0.00		
K. NET POSITION					
Net Position, June 30 (must agree with line F2) (G11 + H2) - (I7 + J2)			1,290,883,526.40		
OTHER LOCAL REVENUE					
Other Local Revenue					
Interest		8660	0.00	0.00	0.0%
Net Increase (Decrease) in the Fair Value of Investments		8662	186,343,986.46	0.00	-100.0%
Fees and Contracts					
In-District Premiums/					
Contributions		8674	142,568,000.00	142,568,000.00	0.0%
Other Local Revenue					
All Other Local Revenue		8699	0.00	0.00	0.0%
TOTAL, OTHER LOCAL REVENUE			328,911,986.46	142,568,000.00	-56.7%
TOTAL, REVENUES			328,911,986.46	142,568,000.00	-56.7%
SERVICES AND OTHER OPERATING EXPENSES					
Subagreements for Services		5100	0.00	0.00	0.0%
Professional/Consulting Services and					
Operating Expenditures		5800	818,341.50	490,873.00	-40.0%
TOTAL, SERVICES AND OTHER OPERATING EXPENSES			818,341.50	490,873.00	-40.0%
TOTAL, EXPENSES			818,341.50	490,873.00	-40.0%
INTERFUND TRANSFERS					
INTERFUND TRANSFERS IN					
Other Authorized Interfund Transfers In		8919	0.00	0.00	0.0%
(a) TOTAL, INTERFUND TRANSFERS IN			0.00	0.00	0.0%
OTHER SOURCES/USES					
SOURCES					
Other Sources					
Transfers from Funds of Lapsed/Reorganized LEAs		8965	0.00	0.00	0.0%
All Other Financing Sources		8979	0.00	0.00	0.0%
(c) TOTAL, SOURCES			0.00	0.00	0.0%
USES					
Transfers of Funds from Lapsed/Reorganized LEAs		7651	0.00	0.00	0.0%
(d) TOTAL, USES			0.00	0.00	0.0%
CONTRIBUTIONS					
Contributions from Unrestricted Revenues		8980	0.00	0.00	0.0%
Contributions from Restricted Revenues		8990	0.00	0.00	0.0%
(e) TOTAL, CONTRIBUTIONS			0.00	0.00	0.0%
TOTAL, OTHER FINANCING SOURCES/USES					
(a + c - d + e)			0.00	0.00	0.0%

Description	Function Codes	Object Codes	2025-26 Unaudited Actuals	2026-27 Budget	Percent Difference
A. REVENUES					
1) LCFF Sources		8010-8099	0.00	0.00	0.0%
2) Federal Revenue		8100-8299	0.00	0.00	0.0%
3) Other State Revenue		8300-8599	0.00	0.00	0.0%
4) Other Local Revenue		8600-8799	328,911,986.46	142,568,000.00	-56.7%
5) TOTAL, REVENUES			328,911,986.46	142,568,000.00	-56.7%
B. EXPENSES (Objects 1000-7999)					
1) Instruction	1000-1999		0.00	0.00	0.0%
2) Instruction - Related Services	2000-2999		0.00	0.00	0.0%
3) Pupil Services	3000-3999		0.00	0.00	0.0%
4) Ancillary Services	4000-4999		0.00	0.00	0.0%
5) Community Services	5000-5999		0.00	0.00	0.0%
6) Enterprise	6000-6999		818,341.50	490,873.00	-40.0%
7) General Administration	7000-7999		0.00	0.00	0.0%
8) Plant Services	8000-8999		0.00	0.00	0.0%
9) Other Outgo	9000-9999	Except 7600-7699	0.00	0.00	0.0%
10) TOTAL, EXPENSES			818,341.50	490,873.00	-40.0%
C. EXCESS (DEFICIENCY) OF REVENUES OVER EXPENSES BEFORE OTHER FINANCING SOURCES AND USES (A5 - B10)			328,093,644.96	142,077,127.00	-56.7%
D. OTHER FINANCING SOURCES/USES					
1) Interfund Transfers					
a) Transfers In		8900-8929	0.00	0.00	0.0%
b) Transfers Out		7600-7629	0.00	0.00	0.0%
2) Other Sources/Uses					
a) Sources		8930-8979	0.00	0.00	0.0%
b) Uses		7630-7699	0.00	0.00	0.0%
3) Contributions		8980-8999	0.00	0.00	0.0%
4) TOTAL, OTHER FINANCING SOURCES/USES			0.00	0.00	0.0%
E. NET INCREASE (DECREASE) IN NET POSITION (C + D4)			328,093,644.96	142,077,127.00	-56.7%
F. NET POSITION					
1) Beginning Net Position					
a) As of July 1 - Unaudited		9791	962,789,881.44	1,290,883,526.40	34.1%
b) Audit Adjustments		9793	0.00	0.00	0.0%
c) As of July 1 - Audited (F1a + F1b)			962,789,881.44	1,290,883,526.40	34.1%
d) Other Restatements		9795	0.00	(43,301,825.96)	New
e) Adjusted Beginning Net Position (F1c + F1d)			962,789,881.44	1,247,581,700.44	29.6%
2) Ending Net Position, June 30 (E + F1e)			1,290,883,526.40	1,389,658,827.44	7.7%
Components of Ending Net Position					
a) Net Investment in Capital Assets		9796	0.00	0.00	0.0%
b) Restricted Net Position		9797	1,290,883,526.40	1,389,658,827.44	7.7%
c) Unrestricted Net Position		9790	0.00	0.00	0.0%

Resource	Description	2025-26 Unaudited Actuals	2026-27 Budget
9010	Other Restricted Local	1,290,883,526.40	1,389,658,827.44
Total, Restricted Net Position		1,290,883,526.40	1,389,658,827.44

Description	2025-26 Unaudited Actuals			2026-27 Budget		
	P-2 ADA	Annual ADA	Funded ADA	Estimated P-2 ADA	Estimated Annual ADA	Estimated Funded ADA
A. DISTRICT						
1. Total District Regular ADA Includes Opportunity Classes, Home & Hospital, Special Day Class, Continuation Education, Special Education NPS/LCI and Extended Year, and Community Day School (includes Necessary Small School ADA)	325,626.28	324,078.29	338,273.93	314,298.72	313,410.91	331,020.99
2. Total Basic Aid Choice/Court Ordered Voluntary Pupil Transfer Regular ADA Includes Opportunity Classes, Home & Hospital, Special Day Class, Continuation Education, Special Education NPS/LCI and Extended Year, and Community Day School (ADA not included in Line A1 above)						
3. Total Basic Aid Open Enrollment Regular ADA Includes Opportunity Classes, Home & Hospital, Special Day Class, Continuation Education, Special Education NPS/LCI and Extended Year, and Community Day School (ADA not included in Line A1 above)						
4. Total, District Regular ADA (Sum of Lines A1 through A3)	325,626.28	324,078.29	338,273.93	314,298.72	313,410.91	331,020.99
5. District Funded County Program ADA						
a. County Community Schools	49.13	46.01	49.13	54.29	54.29	54.29
b. Special Education-Special Day Class						
c. Special Education-NPS/LCI						
d. Special Education Extended Year						
e. Other County Operated Programs: Opportunity Schools and Full Day Opportunity Classes, Specialized Secondary Schools	344.20	349.26	344.20	310.47	310.47	310.47
f. County School Tuition Fund (Out of State Tuition) [EC 2000 and 46380]						
g. Total, District Funded County Program ADA (Sum of Lines A5a through A5f)	393.33	395.27	393.33	364.76	364.76	364.76
6. TOTAL DISTRICT ADA (Sum of Line A4 and Line A5g)	326,019.61	324,473.56	338,667.26	314,663.48	313,775.67	331,385.75
7. Adults in Correctional Facilities						
8. Charter School ADA (Enter Charter School ADA using Tab C. Charter School ADA)						

Description	2025-26 Unaudited Actuals			2026-27 Budget		
	P-2 ADA	Annual ADA	Funded ADA	Estimated P-2 ADA	Estimated Annual ADA	Estimated Funded ADA
B. COUNTY OFFICE OF EDUCATION						
1. County Program Alternative Education Grant ADA						
a. County Group Home and Institution Pupils						
b. Juvenile Halls, Homes, and Camps						
c. Probation Referred, On Probation or Parole, Expelled per EC 48915(a) or (c) [EC 2574(c)(4)(A)]						
d. Total, County Program Alternative Education ADA (Sum of Lines B1a through B1c)	0.00	0.00	0.00	0.00	0.00	0.00
2. District Funded County Program ADA						
a. County Community Schools						
b. Special Education-Special Day Class						
c. Special Education-NPS/LCI						
d. Special Education Extended Year						
e. Other County Operated Programs: Opportunity Schools and Full Day Opportunity Classes, Specialized Secondary Schools						
f. County School Tuition Fund (Out of State Tuition) [EC 2000 and 46380]						
g. Total, District Funded County Program ADA (Sum of Lines B2a through B2f)	0.00	0.00	0.00	0.00	0.00	0.00
3. TOTAL COUNTY OFFICE ADA (Sum of Lines B1d and B2g)	0.00	0.00	0.00	0.00	0.00	0.00
4. Adults in Correctional Facilities						
5. County Operations Grant ADA						
6. Charter School ADA (Enter Charter School ADA using Tab C. Charter School ADA)						

Description	2025-26 Unaudited Actuals			2026-27 Budget		
	P-2 ADA	Annual ADA	Funded ADA	Estimated P-2 ADA	Estimated Annual ADA	Estimated Funded ADA
C. CHARTER SCHOOL ADA						
Authorizing LEAs reporting charter school SACS financial data in their Fund 01, 09, or 62 use this worksheet to report ADA for those charter schools.						
Charter schools reporting SACS financial data separately from their authorizing LEAs in Fund 01 or Fund 62 use this worksheet to report their ADA.						
FUND 01: Charter School ADA corresponding to SACS financial data reported in Fund 01.						
1. Total Charter School Regular ADA	34,795.80	34,645.78	34,795.80	33,987.93	33,621.31	33,987.93
2. Charter School County Program Alternative Education ADA						
a. County Group Home and Institution Pupils						
b. Juvenile Halls, Homes, and Camps						
c. Probation Referred, On Probation or Parole, Expelled per EC 48915(a) or (c) [EC 2574(c)(4)(A)]						
d. Total, Charter School County Program Alternative Education ADA (Sum of Lines C2a through C2c)	0.00	0.00	0.00	0.00	0.00	0.00
3. Charter School Funded County Program ADA						
a. County Community Schools						
b. Special Education-Special Day Class						
c. Special Education-NPS/LCI						
d. Special Education Extended Year						
e. Other County Operated Programs: Opportunity Schools and Full Day Opportunity Classes, Specialized Secondary Schools						
f. Total, Charter School Funded County Program ADA (Sum of Lines C3a through C3e)	0.00	0.00	0.00	0.00	0.00	0.00
4. TOTAL CHARTER SCHOOL ADA (Sum of Lines C1, C2d, and C3f)	34,795.80	34,645.78	34,795.80	33,987.93	33,621.31	33,987.93
FUND 09 or 62: Charter School ADA corresponding to SACS financial data reported in Fund 09 or Fund 62.						
5. Total Charter School Regular ADA						
6. Charter School County Program Alternative Education ADA						
a. County Group Home and Institution Pupils						
b. Juvenile Halls, Homes, and Camps						
c. Probation Referred, On Probation or Parole, Expelled per EC 48915(a) or (c) [EC 2574(c)(4)(A)]						
d. Total, Charter School County Program Alternative Education ADA (Sum of Lines C6a through C6c)	0.00	0.00	0.00	0.00	0.00	0.00
7. Charter School Funded County Program ADA						
a. County Community Schools						
b. Special Education-Special Day Class						
c. Special Education-NPS/LCI						
d. Special Education Extended Year						
e. Other County Operated Programs: Opportunity Schools and Full Day Opportunity Classes, Specialized Secondary Schools						
f. Total, Charter School Funded County Program ADA (Sum of Lines C7a through C7e)	0.00	0.00	0.00	0.00	0.00	0.00
8. TOTAL CHARTER SCHOOL ADA (Sum of Lines C5, C6d, and C7f)	0.00	0.00	0.00	0.00	0.00	0.00
9. TOTAL CHARTER SCHOOL ADA Reported in Fund 01, 09, or 62 (Sum of Lines C4 and C8)	34,795.80	34,645.78	34,795.80	33,987.93	33,621.31	33,987.93

	Unaudited Balance July 1	Audit Adjustments/ Restatements	Audited Balance July 1	Increases	Decreases	Ending Balance June 30
Governmental Activities:						
Capital assets not being depreciated:						
Land	3,101,509,616.37		3,101,509,616.37	806.06		3,101,510,422.43
Work in Progress	4,004,169,683.89	(64,003,523.32)	3,940,166,160.57	1,316,742,820.92	833,666,162.09	4,423,242,819.40
Total capital assets not being depreciated	7,105,679,300.26	(64,003,523.32)	7,041,675,776.94	1,316,743,626.98	833,666,162.09	7,524,753,241.83
Capital assets being depreciated:						
Land Improvements	981,349,001.84	1,536,734.66	982,885,736.50	89,939,390.40	8,273.79	1,072,816,853.11
Buildings	18,721,268,719.95	17,457,917.74	18,738,726,637.69	609,655,315.09	25,078,976.44	19,323,302,976.34
Equipment	2,862,283,129.50	45,057,523.90	2,907,340,653.40	154,375,827.76	28,381,832.45	3,033,334,648.71
Total capital assets being depreciated	22,564,900,851.29	64,052,176.30	22,628,953,027.59	853,970,533.25	53,469,082.68	23,429,454,478.16
Accumulated Depreciation for:						
Land Improvements	(623,537,490.42)	(22,608.22)	(623,560,098.64)	(34,241,358.74)	(3,727.82)	(657,797,729.56)
Buildings	(9,600,487,407.75)	(222,401.52)	(9,600,709,809.27)	(532,201,769.51)	(22,505,170.19)	(10,110,406,408.59)
Equipment	(2,448,731,246.32)	(2,199,163.66)	(2,450,930,409.98)	(113,996,784.30)	(28,209,168.45)	(2,536,718,025.83)
Total accumulated depreciation	(12,672,756,144.49)	(2,444,173.40)	(12,675,200,317.89)	(680,439,912.55)	(50,718,066.46)	(13,304,922,163.98)
Total capital assets being depreciated, net excluding lease and subscription assets	9,892,144,706.80	61,608,002.90	9,953,752,709.70	173,530,620.70	2,751,016.22	10,124,532,314.18
Lease Assets	90,547,012.75		90,547,012.75			90,547,012.75
Accumulated amortization for lease assets	(22,022,585.49)		(22,022,585.49)	(5,119,040.94)		(27,141,626.43)
Total lease assets, net	68,524,427.26	0.00	68,524,427.26	(5,119,040.94)	0.00	63,405,386.32
Subscription Assets	146,444,418.28	6,317,745.95	152,762,164.23	15,846,642.84		168,608,807.07
Accumulated amortization for subscription assets	(80,610,648.51)	(1,263,549.19)	(81,874,197.70)	(32,369,785.75)		(114,243,983.45)
Total subscription assets, net	65,833,769.77	5,054,196.76	70,887,966.53	(16,523,142.91)	0.00	54,364,823.62
Governmental activity capital assets, net	17,132,182,204.09	2,658,676.34	17,134,840,880.43	1,468,632,063.83	836,417,178.31	17,767,055,765.95
Business-Type Activities:						
Capital assets not being depreciated:						
Land			0.00			0.00
Work in Progress			0.00			0.00
Total capital assets not being depreciated	0.00	0.00	0.00	0.00	0.00	0.00
Capital assets being depreciated:						
Land Improvements			0.00			0.00
Buildings			0.00			0.00
Equipment			0.00			0.00
Total capital assets being depreciated	0.00	0.00	0.00	0.00	0.00	0.00
Accumulated Depreciation for:						
Land Improvements			0.00			0.00
Buildings			0.00			0.00
Equipment			0.00			0.00
Total accumulated depreciation	0.00	0.00	0.00	0.00	0.00	0.00
Total capital assets being depreciated, net excluding lease and subscription assets	0.00	0.00	0.00	0.00	0.00	0.00
Lease Assets			0.00			0.00
Accumulated amortization for lease assets			0.00			0.00
Total lease assets, net	0.00	0.00	0.00	0.00	0.00	0.00
Subscription Assets			0.00			0.00
Accumulated amortization for subscription assets			0.00			0.00
Total subscription assets, net	0.00	0.00	0.00	0.00	0.00	0.00
Business-type activity capital assets, net	0.00	0.00	0.00	0.00	0.00	0.00

PART I - CURRENT EXPENSE FORMULA	Total Expense for Year (1)	EDP No.	Reductions (See Note 1) (2)	EDP No.	Current Expense of Education (Col 1 - Col 2) (3)	EDP No.	Reductions (Extracted) (See Note 2) (4a)	Reductions (Overrides)* (See Note 2) (4b)	EDP No.	Current Expense-Part II (Col 3 - Col 4) (5)	EDP No.
1000 - Certificated Salaries	4,225,154,229.66	301	5,097,753.79	303	4,220,056,475.87	305	51,950,984.58	295,908,302.00	307	3,924,148,173.87	309
2000 - Classified Salaries	1,830,436,112.19	311	20,829,561.33	313	1,809,606,550.86	315	159,991,264.84	270,801,031.00	317	1,538,805,519.86	319
3000 - Employee Benefits	3,204,699,272.59	321	300,134,481.06	323	2,904,564,791.53	325	93,344,378.45	213,155,964.00	327	2,691,408,827.53	329
4000 - Books, Supplies Equip Replace. (6500)	354,377,171.84	331	13,225,498.49	333	341,151,673.35	335	45,249,600.89	62,594,537.00	337	278,557,136.35	339
5000 - Services. . . & 7300 - Indirect Costs	1,452,565,156.44	341	16,415,975.54	343	1,436,149,180.90	345	376,087,085.41	923,014,507.00	347	513,134,673.90	349
				TOTAL	10,711,528,672.51	365			TOTAL	8,946,054,331.51	369

Note 1 - In Column 2, report expenditures for the following programs: Nonagency (Goals 7100-7199), Community Services (Goal 8100), Food Services (Function 3700), Fringe Benefits for Retired Persons (Objects 3701-3702), and Facilities Acquisition & Construction (Function 8500).

Note 2 - In Column 4, report expenditures for: Transportation (Function 3600), Lottery Expenditures (Resource 1100), Special Education Students in Nonpublic Schools (Function 1180), and other federal or state categorical aid in which funds were granted for expenditures in a program not incurring any teacher salary expenditures or requiring disbursement of the funds without regard to the requirements of EC Section 41372.

* If an amount (even zero) is entered in any row of Column 4b or in Line 13b, the form uses only the values in Column 4b and Line 13b rather than the values in Column 4a and Line 13a.

PART II: MINIMUM CLASSROOM COMPENSATION (Instruction, Functions 1000-1999)	Object		EDP No.
1. Teacher Salaries as Per EC 41011	1100	2,832,172,325.55	375
2. Salaries of Instructional Aides Per EC 41011	2100	513,314,828.43	380
3. STRS	3101 & 3102	783,291,579.91	382
4. PERS	3201 & 3202	135,448,097.32	383
5. OASDI - Regular, Medicare and Alternative	3301 & 3302	84,303,220.79	384
6. Health & Welfare Benefits (EC 41372) (Include Health, Dental, Vision, Pharmaceutical, and Annuity Plans)	3401 & 3402	499,864,796.37	385
7. Unemployment Insurance	3501 & 3502	1,684,034.92	390
8. Workers' Compensation Insurance	3601 & 3602	58,877,879.13	392
9. OPEB, Active Employees (EC 41372)	3751 & 3752	63,363,657.99	
10. Other Benefits (EC 22310)	3901 & 3902	0.00	393
11. SUBTOTAL Salaries and Benefits (Sum Lines 1 - 10)		4,972,320,420.41	395
12. Less: Teacher and Instructional Aide Salaries and Benefits deducted in Column 2		226,112.59	
13a. Less: Teacher and Instructional Aide Salaries and Benefits (other than Lottery) deducted in Column 4a (Extracted)		341,434.27	396
b. Less: Teacher and Instructional Aide Salaries and Benefits (other than Lottery) deducted in Column 4b (Overrides)*		98,087,527.00	396
14. TOTAL SALARIES AND BENEFITS		4,874,006,780.82	397
15. Percent of Current Cost of Education Expended for Classroom Compensation (EDP 397 divided by EDP 369) Line 15 must equal or exceed 60% for elementary, 55% for unified and 50% for high school districts to avoid penalty under provisions of EC 41372		54.48%	
16. District is exempt from EC 41372 because it meets the provisions of EC 41374. (If exempt, enter 'X')			

PART III: DEFICIENCY AMOUNT

A deficiency amount (Line 5) is only applicable to districts not meeting the minimum classroom compensation percentage required under EC 41372 and not exempt under the provisions of EC 41374.

1. Minimum percentage required (60% elementary, 55% unified, 50% high)	55.00%
2. Percentage spent by this district (Part II, Line 15)	54.48%
3. Percentage below the minimum (Part III, Line 1 minus Line 2)	.52%
4. District's Current Expense of Education after reductions in columns 4a or 4b (Part I, EDP 369)	8,946,054,331.51
5. Deficiency Amount (Part III, Line 3 times Line 4)	46,519,482.52

PART IV: Explanation for adjustments entered in Part I, Column 4b (required)

Column 4 includes expenditures f or: Transportation (Function 3600), Lottery Expenditures (Resource 1100), Special Education Students in Nonpublic Schools (Function 1180), and other federal or state categorical aid in which f unds were granted f or expenditures in a program not incurring any teacher salary expenditures or requiring disbursement of the f unds without regard to the requirements of EC Section 41372.

Description	Unaudited Balance July 1	Audit Adjustments/ Restatements	Audited Balance July 1	Increases	Decreases	Ending Balance June 30	Amounts Due Within One Year
Governmental Activities:							
General Obligation Bonds Payable	12,724,499,293.83	(25,647,241.63)	12,698,852,052.20	711,405,170.80	1,308,388,602.45	12,101,868,620.55	1,243,484,397.15
State School Building Loans Payable			0.00			0.00	
Certificates of Participation Payable	240,201,718.75		240,201,718.75		21,107,055.30	219,094,663.45	21,709,908.35
Leases Payable	70,997,757.25		70,997,757.25		3,852,519.26	67,145,237.99	3,230,333.91
Lease Revenue Bonds Payable			0.00			0.00	
Other General Long-Term Debt	1,320,042,778.50	252,527,208.53	1,572,569,987.03	1,109,376,643.79	778,891,149.84	1,903,055,480.98	631,753,936.32
Net Pension Liability	7,134,029,927.16		7,134,029,927.16			7,134,029,927.16	
Total/Net OPEB Liability	8,206,284,115.00		8,206,284,115.00	897,900,289.00	624,406,553.00	8,479,777,851.00	
Compensated Absences Payable	109,011,501.55	24,595,650.48	133,607,152.03	125,684,964.81	126,392,962.65	132,899,154.19	1,386,633.74
Subscription Liability	47,017,607.14	4,041,034.00	51,058,641.14	4,976,123.00	22,584,540.26	33,450,223.88	14,607,668.27
Governmental activities long-term liabilities	29,852,084,699.18	255,516,651.38	30,107,601,350.56	2,849,343,191.40	2,885,623,382.76	30,071,321,159.20	1,916,172,877.74
Business-Type Activities:							
General Obligation Bonds Payable			0.00			0.00	
State School Building Loans Payable			0.00			0.00	
Certificates of Participation Payable			0.00			0.00	
Leases Payable			0.00			0.00	
Lease Revenue Bonds Payable			0.00			0.00	
Other General Long-Term Debt			0.00			0.00	
Net Pension Liability			0.00			0.00	
Total/Net OPEB Liability			0.00			0.00	
Compensated Absences Payable			0.00			0.00	
Subscription Liability			0.00			0.00	
Business-type activities long-term liabilities	0.00	0.00	0.00	0.00	0.00	0.00	0.00

Section I - Expenditures	Funds 01, 09, and 62			2025-26 Expenditures
	Goals	Functions	Objects	
A. Total state, federal, and local expenditures (all resources)	All	All	1000-7999	11,564,919,765.46
B. Less all federal expenditures not allowed for MOE (Resources 3000-5999, except 3385)	All	All	1000-7999	738,644,125.51
C. Less state and local expenditures not allowed for MOE: (All resources, except federal as identified in Line B)				
1. Community Services	All	5000-5999	1000-7999	5,201,332.01
2. Capital Outlay	All except 7100-7199	All except 5000-5999	6000-6999 except 6600, 6700, 6910, 6920	62,745,660.40
3. Debt Service	All	9100	5400-5450, 5800, 7430-7439	26,840,627.10
4. Other Transfers Out	All	9200	7200-7299	831,279.00
5. Interfund Transfers Out	All	9300	7600-7629	391,908,984.46
6. All Other Financing Uses	All	9100	7699	0.00
		9200	7651	
7. Nonagency	7100-7199	All except 5000-5999, 9000-9999	1000-7999	2,106,811.64
8. Tuition (Revenue, in lieu of expenditures, to approximate costs of services for which tuition is received)	All	All	8710	0.00
9. Supplemental expenditures made as a result of a Presidentially declared disaster	Manually entered. Must not include expenditures in lines B, C1-C8, D1, or D2.			
10. Total state and local expenditures not allowed for MOE calculation (Sum lines C1 through C9)				489,634,694.61
D. Plus additional MOE expenditures:				
1. Expenditures to cover deficits for food services (Funds 13 and 61) (If negative, then zero)	All	All	1000-7143, 7300-7439 minus 8000-8699	3,302,816.90
2. Expenditures to cover deficits for student body activities	Manually entered. Must not include expenditures in lines A or D1.			
E. Total expenditures subject to MOE (Line A minus lines B and C10, plus lines D1 and D2)				10,339,943,762.24

Section II - Expenditures Per ADA	2025-26 Annual ADA/Exps. Per ADA
A. Average Daily Attendance (Form A, Annual ADA column, sum of lines A6 and C9)	359,119.34
B. Expenditures per ADA (Line I.E divided by Line II.A)	28,792.50

Section III - MOE Calculation (For data collection only. Final determination will be done by CDE)	Total	Per ADA
A. Base expenditures (Preloaded expenditures from prior year official CDE MOE calculation). (Note: If the prior year MOE was not met, CDE has adjusted the prior year base to 90 percent of the preceding prior year amount rather than the actual prior year expenditure amount.)	10,260,779,203.48	27,604.12
1. Adjustment to base expenditure and expenditure per ADA amounts for LEAs failing prior year MOE calculation (From Section IV)	0.00	0.00
2. Total adjusted base expenditure amounts (Line A plus Line A.1)	10,260,779,203.48	27,604.12
B. Required effort (Line A.2 times 90%)	9,234,701,283.13	24,843.71
C. Current year expenditures (Line I.E and Line II.B)	10,339,943,762.24	28,792.50
D. MOE deficiency amount, if any (Line B minus Line C) (If negative, then zero)	0.00	0.00
E. MOE determination (If one or both of the amounts in line D are zero, the MOE requirement is met; if both amounts are positive, the MOE requirement is not met. If either column in Line A.2 or Line C equals zero, the MOE calculation is incomplete.)	MOE Met	

F. MOE deficiency percentage, if MOE not met; otherwise, zero (Line D divided by Line B) (Funding under ESSA covered programs in FY 2027-28 may be reduced by the lower of the two percentages)	0.00%	0.00%

SECTION IV - Detail of Adjustments to Base Expenditures (used in Section III, Line A.1)

Description of Adjustments	Total Expenditures	Expenditures Per ADA
Total adjustments to base expenditures	0.00	0.00

	2025-26 Calculations			2026-27 Calculations		
	Extracted Data	Adjustments*	Entered Data/ Totals	Extracted Data	Adjustments*	Entered Data/ Totals
A. PRIOR YEAR DATA	2024-25 Actual			2025-26 Actual		
Actual Appropriations Limit and Gann ADA are from district's prior year Gann data reported to the CDE						
1. FINAL PRIOR YEAR APPROPRIATIONS LIMIT (Preload/Line D11, PY column)	4,053,979,145.90		4,053,979,145.90			4,178,699,652.16
2. PRIOR YEAR GANN ADA (Preload/Line B3, PY column)	372,593.23		372,593.23			360,815.41
ADJUSTMENTS TO PRIOR YEAR LIMIT	Adjustments to 2024-25			Adjustments to 2025-26		
3. District Lapses, Reorganizations and Other Transfers						
4. Temporary Voter Approved Increases						
5. Less: Lapses of Voter Approved Increases						
6. TOTAL ADJUSTMENTS TO PRIOR YEAR LIMIT (Lines A3 plus A4 minus A5)			0.00			0.00
7. ADJUSTMENTS TO PRIOR YEAR ADA (Only for district lapses, reorganizations and other transfers, and only if adjustments to the appropriations limit are entered in Line A3 above)						
B. CURRENT YEAR GANN ADA	2025-26 P2 Report			2026-27 P2 Estimate		
Unaudited actuals data should tie to Principal Apportionment Data Collection attendance reports and include ADA for charter schools reporting with the district						
1. Total K-12 ADA (Form A, Line A6)	326,019.61		326,019.61	314,663.48		314,663.48
2. Total Charter Schools ADA (Form A, Line C9)	34,795.80		34,795.80	33,987.93		33,987.93
3. TOTAL CURRENT YEAR P2 ADA (Line B1 plus B2)			360,815.41			348,651.41
C. CURRENT YEAR LOCAL PROCEEDS OF TAXES/STATE AID RECEIVED	2025-26 Actual			2026-27 Budget		
TAXES AND SUBVENTIONS (Funds 01, 09, and 62)						
1. Homeowners' Exemption (Object 8021)	6,046,886.00		6,046,886.00	6,150,800.00		6,150,800.00
2. Timber Yield Tax (Object 8022)	0.00		0.00	0.00		0.00
3. Other Subventions/In-Lieu Taxes (Object 8029)	11,564,833.00		11,564,833.00	13,040,688.00		13,040,688.00
4. Secured Roll Taxes (Object 8041)	1,696,845,636.00		1,696,845,636.00	1,702,962,250.00		1,702,962,250.00
5. Unsecured Roll Taxes (Object 8042)	52,457,548.00		52,457,548.00	51,696,151.00		51,696,151.00
6. Prior Years' Taxes (Object 8043)	46,703,830.00		46,703,830.00	40,053,487.00		40,053,487.00
7. Supplemental Taxes (Object 8044)	31,029,459.00		31,029,459.00	26,596,679.00		26,596,679.00
8. Ed. Rev. Augmentation Fund (ERAF) (Object 8045)	281,693,459.00		281,693,459.00	245,805,687.00		245,805,687.00
9. Penalties and Int. from Delinquent Taxes (Object 8048)	0.00		0.00	0.00		0.00

	2025-26 Calculations			2026-27 Calculations		
	Extracted Data	Adjustments*	Entered Data/ Totals	Extracted Data	Adjustments*	Entered Data/ Totals
10. Other In-Lieu Taxes (Object 8082)	0.00		0.00	0.00		0.00
11. Comm. Redevelopment Funds (objects 8047 & 8625)	158,477,909.00		158,477,909.00	155,907,682.00		155,907,682.00
12. Parcel Taxes (Object 8621)	0.00		0.00	0.00		0.00
13. Other Non-Ad Valorem Taxes (Object 8622) (Taxes only)	0.00		0.00	0.00		0.00
14. Penalties and Int. from Delinquent Non-LCFF Taxes (Object 8629) (Only those for the above taxes)	0.00		0.00	0.00		0.00
15. Transfers to Charter Schools in Lieu of Property Taxes (Object 8096)						
16. TOTAL TAXES AND SUBVENTIONS (Lines C1 through C15)	2,284,819,560.00	0.00	2,284,819,560.00	2,242,213,424.00	0.00	2,242,213,424.00
OTHER LOCAL REVENUES (Funds 01, 09, and 62)						
17. To General Fund from Bond Interest and Redemption Fund (Excess debt service taxes) (Object 8914)	0.00		0.00	0.00		0.00
18. TOTAL LOCAL PROCEEDS OF TAXES (Lines C16 plus C17)	2,284,819,560.00	0.00	2,284,819,560.00	2,242,213,424.00	0.00	2,242,213,424.00
EXCLUDED APPROPRIATIONS						
19a. Medicare (Enter federally mandated amounts only from objs. 3301 & 3302; do not include negotiated amounts)			87,800,241.07			94,588,116.00
19b. Qualified Capital Outlay Projects						
19c. Routine Restricted Maintenance Account (Fund 01, Resource 8150, Objects 8900-8999)	358,819,903.01		358,819,903.01	331,400,000.00		331,400,000.00
OTHER EXCLUSIONS						
20. Americans with Disabilities Act						
21. Unreimbursed Court Mandated Desegregation Costs						
22. Other Unfunded Court-ordered or Federal Mandates						
23. TOTAL EXCLUSIONS (Lines C19 through C22)	358,819,903.01	0.00	446,620,144.08	331,400,000.00	0.00	425,988,116.00
STATE AID RECEIVED (Funds 01, 09, and 62)						
24. LCFF - CY (objects 8011 and 8012)	4,601,569,982.38		4,601,569,982.38	4,772,474,531.00		4,772,474,531.00
25. LCFF State Aid - Prior Years (Object 8019)	1,508,436.00		1,508,436.00	0.00		0.00
26. TOTAL STATE AID RECEIVED (Lines C24 plus C25)	4,603,078,418.38	0.00	4,603,078,418.38	4,772,474,531.00	0.00	4,772,474,531.00
DATA FOR INTEREST CALCULATION						
27. Total Revenues (Funds 01, 09 & 62; objects 8000-8799)	9,708,414,536.41		9,708,414,536.41	9,347,729,577.00		9,347,729,577.00
28. Total Interest and Return on Investments (Funds 01, 09, and 62; objects 8660 and 8662)	160,641,990.54		160,641,990.54	65,436,195.00		65,436,195.00
D. APPROPRIATIONS LIMIT CALCULATIONS	2025-26 Actual			2026-27 Budget		
PRELIMINARY APPROPRIATIONS LIMIT						
1. Revised Prior Year Program Limit (Lines A1 plus A6)			4,053,979,145.90			4,178,699,652.16

	2025-26 Calculations			2026-27 Calculations		
	Extracted Data	Adjustments*	Entered Data/ Totals	Extracted Data	Adjustments*	Entered Data/ Totals
2. Inflation Adjustment			1.0644			1.0495
3. Program Population Adjustment (Lines B3 divided by [A2 plus A7]) (Round to four decimal places)			0.9684			0.9663
4. PRELIMINARY APPROPRIATIONS LIMIT (Lines D1 times D2 times D3)			4,178,699,652.16			4,237,752,408.84
APPROPRIATIONS SUBJECT TO THE LIMIT						
5. Local Revenues Excluding Interest (Line C18)			2,284,819,560.00			2,242,213,424.00
6. Preliminary State Aid Calculation						
a. Minimum State Aid in Local Limit (Greater of $120 times Line B3 or $2,400; but not greater than Line C26 or less than zero)			43,297,849.20			41,838,169.20
b. Maximum State Aid in Local Limit (Lesser of Line C26 or Lines D4 minus D5 plus C23; but not less than zero)			2,340,500,236.24			2,421,527,100.84
c. Preliminary State Aid in Local Limit (Greater of Lines D6a or D6b)			2,340,500,236.24			2,421,527,100.84
7. Local Revenues in Proceeds of Taxes						
a. Interest Counting in Local Limit (Line C28 divided by [Lines C27 minus C28] times [Lines D5 plus D6c])			77,821,353.14			32,877,374.36
b. Total Local Proceeds of Taxes (Lines D5 plus D7a)			2,362,640,913.14			2,275,090,798.36
8. State Aid in Proceeds of Taxes (Greater of Line D6a, or Lines D4 minus D7b plus C23; but not greater than Line C26 or less than zero)			2,262,678,883.10			2,388,649,726.48
9. Total Appropriations Subject to the Limit						
a. Local Revenues (Line D7b)			2,362,640,913.14			
b. State Subventions (Line D8)			2,262,678,883.10			
c. Less: Excluded Appropriations (Line C23)			446,620,144.08			
d. TOTAL APPROPRIATIONS SUBJECT TO THE LIMIT (Lines D9a plus D9b minus D9c)			4,178,699,652.16			
10. Adjustments to the Limit Per Government Code Section 7902.1 (Line D9d minus D4)			0.00			
SUMMARY	**2025-26 Actual**			**2026-27 Budget**		
11. Adjusted Appropriations Limit (Lines D4 plus D10)			4,178,699,652.16			4,237,752,408.84
12. Appropriations Subject to the Limit (Line D9d)			4,178,699,652.16			

"* Please provide below an explanation for each entry in the adjustments column."

	2025-26 Calculations			2026-27 Calculations		
	Extracted Data	Adjustments*	Entered Data/ Totals	Extracted Data	Adjustments*	Entered Data/ Totals

Kimberly Chiriguayo	k.chiriguayo@lausd.net	213-241-2046
Gann Contact Person	Contact Email Address	Contact Phone Number

Part I - General Administrative Share of Plant Services Costs

California's indirect cost plan allows that the general administrative costs in the indirect cost pool may include that portion of plant services costs (maintenance and operations costs and facilities rents and leases costs) attributable to the general administrative offices. The calculation of the plant services costs attributed to general administration and included in the pool is standardized and automated using the percentage of salaries and benefits relating to general administration as proxy for the percentage of square footage occupied by general administration.

A. Salaries and Benefits - Other General Administration and Centralized Data Processing

1. Salaries and benefits paid through payroll (Funds 01, 09, and 62, objects 1000-3999 except 3701-3702)
   (Functions 7200-7700, goals 0000 and 9000) — 321,649,428.98
2. Contracted general administrative positions not paid through payroll
   a. Enter the costs, if any, of general administrative positions performing services ON SITE but paid through a contract, rather than through payroll, in functions 7200-7700, goals 0000 and 9000, Object 5800. — 4,832,412.38
   b. If an amount is entered on Line A2a, provide the title, duties, and approximate FTE of each general administrative position paid through a contract. Retain supporting documentation in case of audit.

see attached

B. Salaries and Benefits - All Other Activities

1. Salaries and benefits paid through payroll (Funds 01, 09, and 62, objects 1000-3999 except 3701-3702)
   (Functions 1000-6999, 7100-7180, & 8100-8400; Functions 7200-7700, all goals except 0000 & 9000) — 8,639,939,730.50

C. Percentage of Plant Services Costs Attributable to General Administration

(Line A1 plus Line A2a, divided by Line B1; zero if negative) (See Part III, Lines A5 and A6) — 3.78%

Part II - Adjustments for Employment Separation Costs

When an employee separates from service, the local educational agency (LEA) may incur costs associated with the separation in addition to the employee's regular salary and benefits for the final pay period. These additional costs can be categorized as "normal" or "abnormal or mass" separation costs.

Normal separation costs include items such as pay for accumulated unused leave or routine severance pay authorized by governing board policy. Normal separation costs are not allowable as direct costs to federal programs, but are allowable as indirect costs. State programs may have similar restrictions. Where federal or state program guidelines required that the LEA charge an employee's normal separation costs to an unrestricted resource rather than to the restricted program in which the employee worked, the LEA may identify and enter these costs on Line A for inclusion in the indirect cost pool.

Abnormal or mass separation costs are those costs resulting from actions taken by an LEA to influence employees to terminate their employment earlier than they normally would have. Abnormal or mass separation costs include retirement incentives such as a Golden Handshake or severance packages negotiated to effect termination. Abnormal or mass separation costs may not be charged to federal programs as either direct costs or indirect costs. Where an LEA paid abnormal or mass separation costs on behalf of positions in general administrative functions included in the indirect cost pool, the LEA must identify and enter these costs on Line B for exclusion from the pool.

A. Normal Separation Costs (optional)

Enter any normal separation costs paid on behalf of employees of restricted state or federal programs that were charged to an unrestricted resource (0000-1999) in funds 01, 09, and 62 with functions 1000-6999 or 8100-8400 rather than to the restricted program. These costs will be moved in Part III from base costs to the indirect cost pool. Retain supporting documentation. — 3,032,275.38

B. Abnormal or Mass Separation Costs (required)

Enter any abnormal or mass separation costs paid on behalf of general administrative positions charged to unrestricted resources (0000-1999) in funds 01, 09, and 62 with functions 7200-7700. These costs will be moved in Part III from the indirect cost pool to base costs. If none, enter zero. — 0.00

Part III - Indirect Cost Rate Calculation (Funds 01, 09, and 62, unless indicated otherwise)

A. Indirect Costs

1. Other General Administration, less portion charged to restricted resources or specific goals
   (Functions 7200-7600, objects 1000-5999, minus Line B9) — 398,328,189.60
2. Centralized Data Processing, less portion charged to restricted resources or specific goals
   (Function 7700, objects 1000-5999, minus Line B10) — 152,705,802.85

3. External Financial Audit - Single Audit (Function 7190, resources 0000-1999, goals 0000 and 9000, objects 5000 - 5999)	799,086.34
4. Staff Relations and Negotiations (Function 7120, resources 0000-1999, goals 0000 and 9000, objects 1000 - 5999)	3,060,770.78
5. Plant Maintenance and Operations (portion relating to general administrative offices only) (Functions 8100-8400, objects 1000-5999 except 5100, times Part I, Line C)	42,580,673.22
6. Facilities Rents and Leases (portion relating to general administrative offices only) (Function 8700, resources 0000-1999, objects 1000-5999 except 5100, times Part I, Line C)	204,820.85
7. Adjustment for Employment Separation Costs	
a. Plus: Normal Separation Costs (Part II, Line A)	3,032,275.38
b. Less: Abnormal or Mass Separation Costs (Part II, Line B)	0.00
8. Total Indirect Costs (Lines A1 through A7a, minus Line A7b)	600,711,619.03
9. Carry-Forward Adjustment (Part IV, Line F)	(73,984,569.79)
10. Total Adjusted Indirect Costs (Line A8 plus Line A9)	526,727,049.23
B. Base Costs	
1. Instruction (Functions 1000-1999, objects 1000-5999 except 5100)	5,595,521,517.54
2. Instruction-Related Services (Functions 2000-2999, objects 1000-5999 except 5100)	1,762,072,541.77
3. Pupil Services (Functions 3000-3999, objects 1000-5999 except 4700 and 5100)	1,248,186,730.51
4. Ancillary Services (Functions 4000-4999, objects 1000-5999 except 5100)	147,582,511.68
5. Community Services (Functions 5000-5999, objects 1000-5999 except 5100)	5,190,368.47
6. Enterprise (Function 6000, objects 1000-5999 except 4700 and 5100)	24,598.00
7. Board and Superintendent (Functions 7100-7180, objects 1000-5999, minus Part III, Line A4)	93,449,454.04
8. External Financial Audit - Single Audit and Other (Functions 7190-7191, objects 5000 - 5999, minus Part III, Line A3)	0.00
9. Other General Administration (portion charged to restricted resources or specific goals only) (Functions 7200-7600, resources 2000-9999, objects 1000-5999; Functions 7200-7600, resources 0000-1999, all goals except 0000 and 9000, objects 1000-5999)	3,606,429.53
10. Centralized Data Processing (portion charged to restricted resources or specific goals only) (Function 7700, resources 2000-9999, objects 1000-5999; Function 7700, resources 0000-1999, all goals except 0000 and 9000, objects 1000-5999)	4,998,615.66
11. Plant Maintenance and Operations (all except portion relating to general administrative offices) (Functions 8100-8400, objects 1000-5999 except 5100, minus Part III, Line A5)	1,083,892,163.34
12. Facilities Rents and Leases (all except portion relating to general administrative offices) (Function 8700, objects 1000-5999 except 5100, minus Part III, Line A6)	5,213,720.24
13. Adjustment for Employment Separation Costs	
a. Less: Normal Separation Costs (Part II, Line A)	3,032,275.38
b. Plus: Abnormal or Mass Separation Costs (Part II, Line B)	0.00
14. Student Activity (Fund 08, functions 4000-5999, objects 1000-5999 except 5100)	38,787,300.54
15. Adult Education (Fund 11, functions 1000-6999, 8100-8400, and 8700, objects 1000-5999 except 5100)	173,913,312.80
16. Child Development (Fund 12, functions 1000-6999, 8100-8400 & 8700, objects 1000-5999 except 4700 & 5100)	283,033,025.11
17. Cafeteria (Funds 13 & 61, functions 1000-6999, 8100-8400 & 8700, objects 1000-5999 except 4700 & 5100)	334,459,652.58
18. Foundation (Funds 19 & 57, functions 1000-6999, 8100-8400 & 8700, objects 1000-5999 except 4700 & 5100)	0.00
19. Total Base Costs (Lines B1 through B12 and Lines B13b through B18, minus Line B13a)	10,776,899,666.42
C. Straight Indirect Cost Percentage Before Carry-Forward Adjustment	
(For information only - not for use when claiming/recovering indirect costs)	
(Line A8 divided by Line B19)	5.57%
D. Preliminary Proposed Indirect Cost Rate	
(For final approved fixed-with-carry-forward rate for use in 2027-28 see www.cde.ca.gov/fg/ac/ic)	
(Line A10 divided by Line B19)	4.89%

Part IV - Carry-forward Adjustment

The carry-forward adjustment is an after-the-fact adjustment for the difference between indirect costs recoverable using the indirect cost rate approved for use in a given year, and the actual indirect costs incurred in that year. The carry-forward adjustment eliminates

the need for LEAs to file amended federal reports when their actual indirect costs vary from the estimated indirect costs on which the approved rate was based.

Where the ratio of indirect costs incurred in the current year is less than the estimated ratio of indirect costs on which the approved rate for use in the current year was based, the carry-forward adjustment is limited by using either the approved rate times current year base costs, or the highest rate actually used to recover costs from any program times current year base costs, if the highest rate used was less than the approved rate. Rates used to recover costs from programs are displayed in Exhibit A.

A. Indirect costs incurred in the current year (Part III, Line A8)	600,711,619.03
B. Carry-forward adjustment from prior year(s)	
1. Carry-forward adjustment from the second prior year	228,408,003.23
2. Carry-forward adjustment amount deferred from prior year(s), if any	0.00
C. Carry-forward adjustment for under- or over-recovery in the current year	
1. Under-recovery: Part III, Line A8, plus carry-forward adjustment from prior years, minus (approved indirect cost rate (8.38%) times Part III, Line B19); zero if negative	0.00
2. Over-recovery: Part III, Line A8, plus carry-forward adjustment from prior years, minus the lesser of (approved indirect cost rate (8.38%) times Part III, Line B19) or (the highest rate used to recover costs from any program (8.38%) times Part III, Line B19); zero if positive	(73,984,569.79)
D. Preliminary carry-forward adjustment (Line C1 or C2)	(73,984,569.79)
E. Optional allocation of negative carry-forward adjustment over more than one year	
Where a negative carry-forward adjustment causes the proposed approved rate to fall below zero or would reduce the rate at which the LEA could recover indirect costs to such an extent that it would cause the LEA significant fiscal harm, the LEA may request that the carry-forward adjustment be allocated over more than one year. Where allocation of a negative carry-forward adjustment over more than one year does not resolve a negative rate, the CDE will work with the LEA on a case-by-case basis to establish an approved rate.	
Option 1. Preliminary proposed approved rate (Part III, Line D) if entire negative carry-forward adjustment is applied to the current year calculation:	4.89%
Option 2. Preliminary proposed approved rate (Part III, Line D) if one-half of negative carry-forward adjustment ($-36992284.90) is applied to the current year calculation and the remainder ($-36992284.89) is deferred to one or more future years:	5.23%
Option 3. Preliminary proposed approved rate (Part III, Line D) if one-third of negative carry-forward adjustment ($-24661523.26) is applied to the current year calculation and the remainder ($-49323046.53) is deferred to one or more future years:	5.35%
LEA request for Option 1, Option 2, or Option 3	1
F. Carry-forward adjustment used in Part III, Line A9 (Line D minus amount deferred if Option 2 or Option 3 is selected)	(73,984,569.79)

2025-26 Unaudited Actuals

Indirect Cost Rate Worksheet

Contracted General Administrative Positions Not Paid Through Payroll

Total	TITLE	FTE	DUTIES
47,135.04	Quality Assurance - Level III	4	Managed Services - MISIS
16,366.00	Open Text Administration Level II	1	VIM Upgrade
94,520.00	Developer Lvl II	1	Software Development
11,621.00	IT Advisory, Lvl II	1	Microsoft Project site Administrator
17,160.00	Developer Lvl II	1	Software Development
126,400.00	Developer Lvl I	1	Software Development
37,810.80	Architect - Level II	2	Managed Services - MISIS
8,430.57	Architect - Level III	1	Managed Services - MISIS
60,224.80	Business Analyst - Level II	4	Managed Services - MISIS
60,359.00	Business Analyst - Level III	3	Managed Services - MISIS
22,435.20	Developer - Level III	2	Managed Services - MISIS
91,687.03	Quality Assurance - Level III	7	Managed Services - MISIS
30,274.40	Architect - Level I	2	Managed Services - MISIS
51,088.00	Developer Lvl II	1	Sr. NET Developer
67,344.00	Developer Lvl II	1	Software Development
22,440.00	Developer Lvl II	1	Sr. NET Developer
30,478.00	Open Text Administration Level II	1	VIM Upgrade
43,300.00	Developer Lvl II	1	Sr. NET Developer
64,980.00	Developer Lvl II	1	Sr. NET Developer
68,252.00	Developer Lvl I	1	Software Development
77,376.00	Developer Lvl I	1	Software Development
76,960.00	Business Analyst Lvl I	1	Business Analyst for information systems
20,832.00	Business Analyst Lvl I	1	Business Analyst for information systems
127,680.00	Developer Lvl II	1	SQL Developer for Information systems
66,464.00	Developer Lvl II	1	SQL Developer for Information systems
67,044.00	Developer Lvl I	1	Software Development
26,448.00	Developer Lvl II	1	SQL server Developer
48,615.20	Business Analyst - Level II	3	Managed Services - MISIS
86,358.00	Architect - Level II	5	Managed Services - MISIS
204,982.00	Business Analyst - Level II	15	Managed Services - MISIS
603,708.30	Business Analyst - Level III	30	Managed Services - MISIS
57,334.40	Developer - Level III	5	Managed Services - MISIS
57,362.00	Project Manager - Level II	4	Managed Services - MISIS
69,044.40	Project Manager - Level III	4	Managed Services - MISIS
281,042.46	Quality Assurance - Level III	21	Managed Services - MISIS
62,153.45	Architect - Level I	5	Managed Services - MISIS
3,371.02	Data Analytics - Architect - Level III	5	Managed Services - MISIS
89,545.68	Quality Assurance - Level II	8	Managed Services - MISIS
24,663.80	Quality Assurance - Level III	2	Managed Services - MISIS
47,889.60	Business Analyst - Level II	4	Managed Services - MISIS
26,354.72	Business Analyst - Level III	4	Managed Services - MISIS
89,001.76	Quality Assurance - Level III	8	Managed Services - MISIS
193,011.00	Senior Developer	1	Software Development
185,318.00	Quality Assurance Analyst LvlI	1	Specialization-Software development
91,560.00	Developer Lvl II	1	Software Development
89,794.00	Developer Lvl II	1	Software Development
15,120.00	Program Director	5	Project management services and implementation - IT Security
50,880.00	Deputy Program Director	5	Project management services and implementation - IT Security
121,875.00	PMO Lvl 3	12	Project management services and implementation - IT Security
69,020.00	Developer Lvl II	1	Software Development
66,066.00	Developer Lvl I	1	Software Development
130,001.44	Architect - Level II	8	Managed Services - MISIS
112,145.44	Business Analyst - Level II	9	Managed Services - MISIS

2025-26 Unaudited Actuals

Indirect Cost Rate Worksheet

Contracted General Administrative Positions Not Paid Through Payroll

Total	TITLE	FTE	DUTIES
17,259.75	Business Analyst - Level III	1	Managed Services - MISIS
28,641.04	Developer - Level III	3	Managed Services - MISIS
49,198.00	Project Manager - Level II	4	Managed Services - MISIS
65,225.60	Project Manager - Level III	4	Managed Services - MISIS
36,824.90	Quality Assurance - Level III	4	Managed Services - MISIS
16,251.72	Data Analytics - Architect - Level III	4	Managed Services - MISIS
20,357.32	Business Analyst - Level III	1	Managed Services - MISIS
91,249.20	Quality Assurance - Level III	9	Managed Services - MISIS
25,067.92	Quality Assurance - Level II	3	Managed Services - MISIS
9,899.68	Business Analyst - Level II	1	Managed Services - MISIS
48,545.24	Business Analyst - Level III	3	Managed Services - MISIS
18,619.50	Business Analyst - Level III	1	Managed Services - MISIS
2,520.00	Program Director	2	Project management services and implementation - IT Security
32,860.00	Deputy Program Director	2	Project management services and implementation - IT Security
58,565.00	PMO Lvl 3	7	Project management services and implementation - IT Security
4,832,412.38			

Approved indirect cost rate:	8.38%
Highest rate used in any program:	8.38%

Fund	Resource	Eligible Expenditures (Objects 1000-5999 except 4700 & 5100)	Indirect Costs Charged (Objects 7310 and 7350)	Rate Used
01	2600	406,112,628.64	34,032,238.28	8.38%
01	3010	406,605,181.72	34,073,620.52	8.38%
01	3060	931,262.14	78,040.14	8.38%
01	3061	227,321.97	14,859.57	6.54%
01	3110	44,390.96	3,719.94	8.38%
01	3182	11,391,725.59	954,627.64	8.38%
01	3310	85,703,654.99	7,181,966.29	8.38%
01	3311	2,374,673.88	198,997.67	8.38%
01	3312	21,078,146.91	1,766,348.71	8.38%
01	3315	4,712,925.82	394,943.18	8.38%
01	3318	709,307.07	59,439.93	8.38%
01	3327	788,745.40	66,096.86	8.38%
01	3345	33,879.11	2,839.13	8.38%
01	3385	1,087,018.82	91,092.18	8.38%
01	3386	113,294.96	9,487.88	8.37%
01	3395	12,797.85	1,072.42	8.38%
01	3410	2,126,650.13	178,213.61	8.38%
01	3550	6,399,577.55	318,846.45	4.98%
01	4035	20,594,141.77	1,664,256.66	8.08%
01	4124	5,426,085.51	245,364.06	4.52%
01	4127	28,018,728.96	2,294,206.36	8.19%
01	4201	3,197,213.31	267,926.77	8.38%
01	4203	7,969,166.07	667,816.12	8.38%
01	4510	98,865.62	8,284.94	8.38%
01	5630	233,518.05	19,568.80	8.38%
01	5810	10,829,864.58	337,218.38	3.11%
01	6010	49,413,096.73	2,289,414.74	4.63%
01	6019	31,907,188.45	2,673,822.39	8.38%
01	6053	44,737.54	3,749.01	8.38%
01	6211	43,112,525.52	3,612,832.11	8.38%
01	6266	33,538,177.48	2,810,498.72	8.38%
01	6332	14,297,880.39	1,198,164.03	8.38%
01	6383	5,993,020.07	502,216.51	8.38%
01	6385	769,350.99	63,731.58	8.28%
01	6386	103,719.99	8,692.85	8.38%
01	6387	11,788,122.14	987,923.59	8.38%
01	6388	785,975.81	26,201.54	3.33%
01	6500	1,556,631,181.02	130,445,692.97	8.38%
01	6510	3,735,160.55	313,006.45	8.38%

01	6515	40,958.63	3,432.37	8.38%
01	6520	821,244.69	68,820.31	8.38%
01	6546	24,455,024.94	2,049,331.09	8.38%
01	6547	6,089,519.15	510,301.70	8.38%
01	6695	613,422.40	48,893.23	7.97%
01	6762	224,396,279.91	18,804,408.25	8.38%
01	6770	59,225,787.99	1,184,515.76	2.00%
01	7085	551,944.21	46,253.00	8.38%
01	7220	1,753,538.42	126,082.01	7.19%
01	7311	522,297.23	43,768.52	8.38%
01	7339	1,971,123.06	165,180.37	8.38%
01	7370	55,435.38	4,323.60	7.80%
01	7399	21,410,494.24	1,794,199.42	8.38%
01	7412	14,560,702.01	1,220,189.34	8.38%
01	7413	6,922,231.57	580,083.29	8.38%
01	7435	32,833,189.70	2,751,421.30	8.38%
01	7810	11,426,415.18	271,946.31	2.38%
01	8150	340,609,940.98	14,578,105.47	4.28%
01	9010	107,302,036.06	122,229.85	0.11%
11	5810	585,385.91	36,294.09	6.20%
11	6371	2,220,230.96	186,055.36	8.38%
11	6391	143,354,013.14	7,282,767.59	5.08%
12	5025	6,564,144.68	550,075.32	8.38%
12	5160	584,043.18	48,942.82	8.38%
12	5210	314,169.00	22,865.99	7.28%
12	6040	464,026.57	38,885.43	8.38%
12	6052	27,677.35	2,319.37	8.38%
12	6105	246,051,685.84	20,612,026.43	8.38%
12	7810	30,549,777.14	2,509,805.80	8.22%
13	5310	275,451,261.25	17,077,978.20	6.20%
13	5320	49,856,216.52	3,091,085.42	6.20%
13	5330	6,303,095.41	390,791.92	6.20%
13	5340	2,832,622.90	175,622.62	6.20%

Description	Object Codes	Lottery: Unrestricted (Resource 1100)	Transferred to Other Resources for Expenditure	Lottery: Instructional Materials (Resource 6300)*	Totals
A. AMOUNT AVAILABLE FOR THIS FISCAL YEAR					
1. Adjusted Beginning Fund Balance	9791-9795	0.00		0.00	0.00
2. State Lottery Revenue	8560	73,920,356.80		32,516,387.58	106,436,744.38
3. Other Local Revenue	8600-8799	0.00		0.00	0.00
4. Transfers from Funds of Lapsed/Reorganized Districts	8965	0.00		0.00	0.00
5. Proceeds from SBITAs	8974	0.00		0.00	0.00
6. Contributions from Unrestricted Resources (Total must be zero)	8980	0.00			0.00
7. Total Available (Sum Lines A1 through A6)		73,920,356.80	0.00	32,516,387.58	106,436,744.38
B. EXPENDITURES AND OTHER FINANCING USES					
1. Certificated Salaries	1000-1999	49,365,412.75		0.00	49,365,412.75
2. Classified Salaries	2000-2999	0.00		0.00	0.00
3. Employee Benefits	3000-3999	24,554,944.05		0.00	24,554,944.05
4. Books and Supplies	4000-4999	0.00		32,516,387.58	32,516,387.58
5. a. Services and Other Operating Expenditures (Resource 1100)	5000-5999	0.00			0.00
b. Services and Other Operating Expenditures (Resource 6300)	5000-5999, except 5100, 5710, 5800			0.00	0.00
c. Duplicating Costs for Instructional Materials (Resource 6300)	5100, 5710, 5800			0.00	0.00
6. Capital Outlay	6000-6999	0.00		0.00	0.00
7. Tuition	7100-7199	0.00			0.00
8. Interagency Transfers Out					
a. To Other Districts, County Offices, and Charter Schools	7211, 7212, 7221, 7222, 7281, 7282	0.00			0.00
b. To JPAs and All Others	7213, 7223, 7283, 7299	0.00			0.00
9. Transfers of Indirect Costs	7300-7399	0.00			0.00
10. Debt Service	7400-7499	0.00			0.00
11. All Other Financing Uses	7630-7699	0.00			0.00
12. Total Expenditures and Other Financing Uses (Sum Lines B1 through B11)		73,920,356.80	0.00	32,516,387.58	106,436,744.38
C. ENDING BALANCE (Must equal Line A7 minus Line B12)	979Z	0.00	0.00	0.00	0.00

D. COMMENTS:

Data from this report will be used to prepare a report to the Legislature as required by Control Section 24.60 of the Budget Act.

*Pursuant to Government Code Section 8880.4(a)(2)(B) and the definition in Education Code Section 60010(h), Resource 6300 funds are to be used for the purchase of instructional materials only. Any amounts in the shaded cells of this column should be reviewed for appropriateness.

Goal	Program/Activity	Direct Costs			Central Admin Costs (col. 3 x Sch. CAC line E) Column 4	Other Costs (Schedule OC) Column 5	Total Costs by Program (col. 3 + 4 + 5) Column 6
		Direct Charged (Schedule DCC) Column 1	Allocated (Schedule AC) Column 2	Subtotal (col. 1 + 2) Column 3			
Instructional Goals							
0001	Pre-Kindergarten	14,186,971.35	753,865.56	14,940,836.91	876,559.21		15,817,396.12
1110	Regular Education, K–12	5,890,616,516.94	1,451,024,125.10	7,341,640,642.04	430,724,379.59		7,772,365,021.63
3100	Alternative Schools	128,347,627.25	747,882.52	129,095,509.77	7,573,863.40		136,669,373.17
3200	Continuation Schools	46,078,036.29	10,769,508.20	56,847,544.49	3,335,170.51		60,182,715.00
3300	Independent Study Centers	42,354,923.54	14,751,982.60	57,106,906.14	3,350,386.91		60,457,293.05
3400	Opportunity Schools	5,988,307.48	897,459.01	6,885,766.49	403,978.84		7,289,745.33
3550	Community Day Schools	12,959,246.85	2,572,715.85	15,531,962.70	911,239.78		16,443,202.48
3700	Specialized Secondary Programs	58,692.38	0.00	58,692.38	3,443.40		62,135.78
3800	Career Technical Education	29,362,758.96	0.00	29,362,758.96	1,722,674.37		31,085,433.33
4110	Regular Education, Adult	5,196,451.00	0.00	5,196,451.00	304,868.93		5,501,319.93
4620	Adult Correctional Education	0.00	0.00	0.00	0.00		0.00
4630	Adult Career Technical Education	1,411,388.00	0.00	1,411,388.00	82,804.27		1,494,192.27
4760	Bilingual	128,304.18	0.00	128,304.18	7,527.44		135,831.62
4850	Migrant Education	1,233,216.78	0.00	1,233,216.78	72,351.20		1,305,567.98
5000-5999	Special Education	2,367,365,265.28	349,828,759.36	2,717,194,024.64	159,414,191.94		2,876,608,216.58
6000	Regional Occupational Ctr/Prg (ROC/P)	16,659,360.35	9,642,449.25	26,301,809.60	1,543,092.50		27,844,902.10
Other Goals							
7110	Nonagency - Educational	3,000.00	0.00	3,000.00	176.01		3,176.01
7150	Nonagency - Other	9,893,610.17	0.00	9,893,610.17	580,445.07		10,474,055.24
8100	Community Services	4,276,276.42	0.00	4,276,276.42	250,883.50		4,527,159.92
8500	Child Care and Development Services	1,012,627.00	0.00	1,012,627.00	59,409.49		1,072,036.49
Other Costs							
—-	Food Services					25,313,848.95	25,313,848.95
—-	Enterprise					24,598.00	24,598.00
—-	Facilities Acquisition & Construction					79,719,323.74	79,719,323.74
—-	Other Outgo					426,644,087.34	426,644,087.34
Other Funds —	Adult Education, Child Development, Cafeteria, Foundation ([Column 3 + CAC, line C5] times CAC, line E)		0.00	0.00	55,904,649.75		55,904,649.75
—	Indirect Cost Transfers to Other Funds (Net of Funds 01, 09, 62, Function 7210, Object 7350)				(52,025,516.36)		(52,025,516.36)
—-	**Total General Fund and Charter Schools Funds Expenditures**	8,577,132,580.22	1,840,988,747.45	10,418,121,327.67	615,096,579.75	531,701,858.03	11,564,919,765.45

Goal	Type of Program	Instruction (Functions 1000-1999)	Instructional Supervision and Administration (Functions 2100-2200)	Library, Media, Technology and Other Instructional Resources (Functions 2420-2495)	School Administration (Function 2700)	Pupil Support Services (Functions 3110-3160 and 3900)	Pupil Transportation (Function 3600)	Ancillary Services (Functions 4000-4999)	Community Services (Functions 5000-5999)	General Administration (Functions 7000-7999, except 7210)*	Plant Maintenance and Operations (Functions 8100-8400)	Facilities Rents and Leases (Function 8700)	Total
Instructional Goals													
0001	Pre-Kindergarten	10,550,330.70	452,457.71	0.00	1,342,914.39	1,603,615.40	0.00	0.00			237,653.15	0.00	14,186,971.35
1110	Regular Education, K–12	4,016,990,759.13	688,659,708.94	61,572,822.02	194,051,514.49	516,755,867.65	74,742,380.81	254,607,611.00			80,493,685.83	2,742,167.07	5,890,616,516.94
3100	Alternative Schools	2,933,796.29	37,804,820.78	2,309.46	110,693.80	6,179.08	83,456,714.37	3,219,368.53			813,744.94	0.00	128,347,627.25
3200	Continuation Schools	24,741,002.96	240,578.03	0.00	15,053,980.29	99,565.36	3,483,410.00	0.00			2,387,899.65	71,600.00	46,078,036.29
3300	Independent Study Centers	33,831,048.70	214,508.30	0.00	7,551,858.56	393,630.45	0.00	0.00			363,877.53	0.00	42,354,923.54
3400	Opportunity Schools	2,065,037.33	381.61	0.00	1,859,003.73	447,187.11	256,606.00	0.00			1,360,091.70	0.00	5,988,307.48
3550	Community Day Schools	5,923,941.44	253,071.04	0.00	3,260,310.45	3,068,925.81	450,961.00	0.00			2,037.11	0.00	12,959,246.85
3700	Specialized Secondary Programs	58,692.38	0.00	0.00	0.00	0.00	0.00	0.00			0.00	0.00	58,692.38
3800	Career Technical Education	15,710,794.73	9,298,680.91	1,600.48	48,173.65	4,221,418.93	0.00	0.00			82,090.26	0.00	29,362,758.96
4110	Regular Education, Adult	2,765,341.00	1,597,293.00	0.00	500,724.00	334,798.00	0.00	0.00			(1,705.00)	0.00	5,196,451.00
4620	Adult Correctional Education	0.00	0.00	0.00	0.00	0.00	0.00	0.00			0.00	0.00	0.00
4630	Adult Career Technical Education	1,166,589.00	235,523.00	0.00	9,276.00	0.00	0.00	0.00			0.00	0.00	1,411,388.00
4760	Bilingual	20,310.80	82,651.18	3,017.20	21,502.41	822.59	0.00	0.00			0.00	0.00	128,304.18
4850	Migrant Education	573,407.21	33,649.74	0.00	398,767.17	217,551.34	0.00	0.00			9,841.32	0.00	1,233,216.78
5000-5999	Special Education	1,835,263,869.24	50,746,143.20	63,560,628.20	73,726,351.61	227,103,008.52	110,703,675.67	5,770,747.72			490,841.12	0.00	2,367,365,265.28
6000	ROC/P	15,817,209.86	393,268.07	0.00	448,816.02	66.40	0.00	0.00			0.00	0.00	16,659,360.35
Other Goals													
7110	Nonagency - Educational	3,000.00	0.00	0.00	0.00	0.00	0.00	0.00	0.00	0.00	0.00	0.00	3,000.00
7150	Nonagency - Other	235,663.03	4,529,359.03	0.00	0.00	4,052,274.38	0.00	898,964.60	0.00	175,468.87	1,880.26	0.00	9,893,610.17
8100	Community Services		2,121.50	0.00	0.00	0.00	0.00		4,267,544.02	0.00	6,610.90	0.00	4,276,276.42
8500	Child Care and Development Services	78,839.01	0.00	0.00	0.00	0.00	0.00		933,787.99	0.00	0.00	0.00	1,012,627.00
Total Direct Charged Costs		5,968,729,632.81	794,544,216.04	125,140,377.36	298,383,886.57	758,304,911.02	273,093,747.85	264,496,691.85	5,201,332.01	175,468.87	86,248,548.77	2,813,767.07	8,577,132,580.22

* Functions 7100-7199 for goals 8100 and 8500

Goal	Type of Program	Allocated Support Costs (Based on factors input on Form PCRAF)			Total
		Full-Time Equivalents	Classroom Units	Pupils Transported	
Instructional Goals					
0001	Pre-Kindergarten	323,471.59	430,393.97	0.00	753,865.56
1110	Regular Education, K–12	620,947,381.64	826,199,300.46	3,877,443.00	1,451,024,125.10
3100	Alternative Schools	320,904.37	426,978.15	0.00	747,882.52
3200	Continuation Schools	4,621,022.87	6,148,485.33	0.00	10,769,508.20
3300	Independent Study Centers	6,329,838.63	8,422,143.97	0.00	14,751,982.60
3400	Opportunity Schools	385,085.23	512,373.78	0.00	897,459.01
3550	Community Day Schools	1,103,911.02	1,468,804.83	0.00	2,572,715.85
3700	Specialized Secondary Programs	0.00	0.00	0.00	0.00
3800	Career Technical Education	0.00	0.00	0.00	0.00
4110	Regular Education, Adult	0.00	0.00	0.00	0.00
4620	Adult Correctional Education	0.00	0.00	0.00	0.00
4630	Adult Career Technical Education	0.00	0.00	0.00	0.00
4760	Bilingual	0.00	0.00	0.00	0.00
4850	Migrant Education	0.00	0.00	0.00	0.00
5000-5999	Special Education (allocated to 5001)	149,853,995.58	199,046,111.15	928,652.63	349,828,759.36
6000	ROC/P	4,137,419.99	5,505,029.26	0.00	9,642,449.25
Other Goals					
7110	Nonagency - Educational	0.00	0.00	0.00	0.00
7150	Nonagency - Other	0.00	0.00	0.00	0.00
8100	Community Services	0.00	0.00	0.00	0.00
8500	Child Care and Development Svcs.	0.00	0.00	0.00	0.00
Other Funds					
--	Adult Education (Fund 11)	0.00	0.00	0.00	0.00
--	Child Development (Fund 12)	0.00	0.00	0.00	0.00
--	Cafeteria (Funds 13 and 61)	0.00	0.00	0.00	0.00
Total Allocated Support Costs		788,023,030.92	1,048,159,620.90	4,806,095.63	1,840,988,747.45

A.	**Central Administration Costs in General Fund and Charter Schools Funds**	
1	Board and Superintendent (Funds 01, 09, and 62, Functions 7100-7180, Goals 0000-6999 and 9000, Objects 1000-7999)	96,509,697.46
2	External Financial Audits (Funds 01, 09, and 62, Functions 7190-7191, Goals 0000-6999 and 9000, Objects 1000 - 7999)	799,086.34
3	Other General Administration (Funds 01, 09, and 62, Functions 7200-7600 except 7210, Goal 0000, Objects 1000-7999)	407,683,308.69
4	Centralized Data Processing (Funds 01, 09, and 62, Function 7700, Goal 0000, Objects 1000-7999)	162,130,003.63
5	Total Central Administration Costs in General Fund and Charter Schools Funds	667,122,096.12
B.	**Direct Charged and Allocated Costs in General Fund and Charter Schools Funds**	
1	Total Direct Charged Costs (from Form PCR, Column 1, Total)	8,577,132,580.22
2	Total Allocated Costs (from Form PCR, Column 2, Total)	1,840,988,747.45
3	Total Direct Charged and Allocated Costs in General Fund and Charter Schools Funds	10,418,121,327.67
C.	**Direct Charged Costs in Other Funds**	
1	Adult Education (Fund 11, Objects 1000-5999, except 5100)	174,804,129.65
2	Child Development (Fund 12, Objects 1000-5999, except 5100)	284,604,016.04
3	Cafeteria (Funds 13 & 61, Objects 1000-5999, except 5100)	493,479,288.03
4	Foundation (Funds 19 & 57, Objects 1000-5999, except 5100)	0.00
5	Total Direct Charged Costs in Other Funds	952,887,433.72
D.	**Total Direct Charged and Allocated Costs (B3 + C5)**	11,371,008,761.39
E.	**Ratio of Central Administration Costs to Direct Charged and Allocated Costs (A5/D)**	5.87%

Type of Activity	Food Services (Function 3700)	Enterprise (Function 6000)	Facilities Acquisition & Construction (Function 8500)	Other Outgo (Functions 9000-9999)	Total
Food Services (Objects 1000-5999, 6400-6920)	25,313,848.95				25,313,848.95
Enterprise (Objects 1000-5999, 6400-6920)		24,598.00			24,598.00
Facilities Acquisition & Construction (Objects 1000-6700)			79,719,323.74		79,719,323.74
Other Outgo (Objects 1000 - 7999)				426,644,087.34	426,644,087.34
Total Other Costs	25,313,848.95	24,598.00	79,719,323.74	426,644,087.34	531,701,858.03

Unaudited Actuals
2025-26
Form and Charter Schools Funds
Program Cost Report
Schedule of Allocation Factors (AF) for Support Costs

		Teacher Full-Time Equivalents				Classroom Units		Pupils Transported
		Instructional Supervision and Administration (Functions 2100 - 2200)	Library, Media, Technology and Other Instructional Resources (Functions 2420-2495)	School Administration (Function 2700)	Pupil Support Services (Functions 3100-3199 & 3900)	Plant Maintenance and Operations (Functions 8100-8400)	Facilities Rents and Leases (Function 8700)	Pupil Transportation (Function 3600)
A. Amount of Undistributed Expenditures, Funds 01, 09, and 62, Goals 0000 and 9000 (will be allocated based on factors input)		52,284,800.37	74,028,923.41	418,089,118.97	243,620,188.19	1,045,554,846.86	2,604,774.02	4,806,095.63
B. Enter Allocation Factor(s) by Goal:		FTE Factor(s)	FTE Factor(s)	FTE Factor(s)	FTE Factor(s)	CU Factor(s)	CU Factor(s)	PT Factor(s)
(Note: Allocation factors are only needed for a column if there are undistributed expenditures in line A.)								
Instructional Goals	**Description**							
0001	Pre-Kindergarten	10.08	10.08	10.08	10.08	10.08	10.08	
1110	Regular Education, K–12	19,349.92	19,349.92	19,349.92	19,349.92	19,349.92	19,349.92	48,125.00
3100	Alternative Schools	10.00	10.00	10.00	10.00	10.00	10.00	
3200	Continuation Schools	144.00	144.00	144.00	144.00	144.00	144.00	
3300	Independent Study Centers	197.25	197.25	197.25	197.25	197.25	197.25	
3400	Opportunity Schools	12.00	12.00	12.00	12.00	12.00	12.00	
3550	Community Day Schools	34.40	34.40	34.40	34.40	34.40	34.40	
3700	Specialized Secondary Programs							
3800	Career Technical Education							
4110	Regular Education, Adult							
4620	Adult Correctional Education							
4630	Adult Career Technical Education							
4760	Bilingual							
4850	Migrant Education							
5000-5999	Special Education (allocated to 5001)	4,669.74	4,669.74	4,669.74	4,669.74	4,661.74	4,661.74	11,526.00
6000	ROC/P	128.93	128.93	128.93	128.93	128.93	128.93	
Other Goals	**Description**							
7110	Nonagency - Educational							
7150	Nonagency - Other							
8100	Community Services							
8500	Child Care and Development Services							
Other Funds	**Description**							
- -	Adult Education (Fund 11)							
- -	Child Development (Fund 12)							
- -	Cafeteria (Funds 13 & 61)							
C. Total Allocation Factors		24,556.32	24,556.32	24,556.32	24,556.32	24,548.32	24,548.32	59,651.00

Description	Direct Costs - Interfund		Indirect Costs - Interfund		Interfund Transfers In 8900-8929	Interfund Transfers Out 7600-7629	Due From Other Funds 9310	Due To Other Funds 9610
	Transfers In 5750	Transfers Out 5750	Transfers In 7350	Transfers Out 7350				
01 GENERAL FUND								
Expenditure Detail	0.00	(8,280.00)	0.00	(52,025,516.36)				
Other Sources/Uses Detail					63,011,612.58	391,908,984.46		
Fund Reconciliation							30,000,000.00	0.00
08 STUDENT ACTIVITY SPECIAL REVENUE FUND								
Expenditure Detail	0.00	0.00	0.00	0.00				
Other Sources/Uses Detail					0.00	0.00		
Fund Reconciliation							0.00	0.00
09 CHARTER SCHOOLS SPECIAL REVENUE FUND								
Expenditure Detail	0.00	0.00	0.00	0.00				
Other Sources/Uses Detail					0.00	0.00		
Fund Reconciliation							0.00	0.00
10 SPECIAL EDUCATION PASS-THROUGH FUND								
Expenditure Detail								
Other Sources/Uses Detail								
Fund Reconciliation							0.00	0.00
11 ADULT EDUCATION FUND								
Expenditure Detail	8,280.00	0.00	7,505,117.04	0.00				
Other Sources/Uses Detail					0.00	0.00		
Fund Reconciliation							0.00	0.00
12 CHILD DEVELOPMENT FUND								
Expenditure Detail	0.00	0.00	23,784,921.16	0.00				
Other Sources/Uses Detail					0.00	0.00		
Fund Reconciliation							0.00	0.00
13 CAFETERIA SPECIAL REVENUE FUND								
Expenditure Detail	0.00	0.00	20,735,478.16	0.00				
Other Sources/Uses Detail					545,632.09	0.00		
Fund Reconciliation							0.00	0.00
14 DEFERRED MAINTENANCE FUND								
Expenditure Detail	0.00	0.00						
Other Sources/Uses Detail					0.00	0.00		
Fund Reconciliation							0.00	0.00
15 PUPIL TRANSPORTATION EQUIPMENT FUND								
Expenditure Detail	0.00	0.00						
Other Sources/Uses Detail					0.00	0.00		
Fund Reconciliation							0.00	0.00
17 SPECIAL RESERVE FUND FOR OTHER THAN CAPITAL OUTLAY								
Expenditure Detail								
Other Sources/Uses Detail					0.00	0.00		

Description	Direct Costs - Interfund Transfers In 5750	Direct Costs - Interfund Transfers Out 5750	Indirect Costs - Interfund Transfers In 7350	Indirect Costs - Interfund Transfers Out 7350	Interfund Transfers In 8900-8929	Interfund Transfers Out 7600-7629	Due From Other Funds 9310	Due To Other Funds 9610
Fund Reconciliation							0.00	0.00
18 SCHOOL BUS EMISSIONS REDUCTION FUND								
Expenditure Detail	0.00	0.00						
Other Sources/Uses Detail					0.00	0.00		
Fund Reconciliation							0.00	0.00
19 FOUNDATION SPECIAL REVENUE FUND								
Expenditure Detail	0.00	0.00	0.00	0.00				
Other Sources/Uses Detail						0.00		
Fund Reconciliation							0.00	0.00
20 SPECIAL RESERVE FUND FOR POSTEMPLOYMENT BENEFITS								
Expenditure Detail								
Other Sources/Uses Detail					0.00	0.00		
Fund Reconciliation							0.00	0.00
21 BUILDING FUND								
Expenditure Detail	0.00	0.00						
Other Sources/Uses Detail					213,532,065.77	46,260,792.60		
Fund Reconciliation							0.00	0.00
25 CAPITAL FACILITIES FUND								
Expenditure Detail	0.00	0.00						
Other Sources/Uses Detail					65,785.20	86,951,055.95		
Fund Reconciliation							0.00	0.00
30 STATE SCHOOL BUILDING LEASE/PURCHASE FUND								
Expenditure Detail	0.00	0.00						
Other Sources/Uses Detail					0.00	0.00		
Fund Reconciliation							0.00	0.00
35 COUNTY SCHOOL FACILITIES FUND								
Expenditure Detail	0.00	0.00						
Other Sources/Uses Detail					31,353,148.78	117,092,767.89		
Fund Reconciliation							0.00	0.00
40 SPECIAL RESERVE FUND FOR CAPITAL OUTLAY PROJECTS								
Expenditure Detail	0.00	0.00						
Other Sources/Uses Detail					414,403.19	37,313,386.12		
Fund Reconciliation							0.00	0.00
49 CAP PROJ FUND FOR BLENDED COMPONENT UNITS								
Expenditure Detail	0.00	0.00						
Other Sources/Uses Detail					0.00	0.00		
Fund Reconciliation							0.00	0.00
51 BOND INTEREST AND REDEMPTION FUND								
Expenditure Detail								

Description	Direct Costs - Interfund Transfers In 5750	Direct Costs - Interfund Transfers Out 5750	Indirect Costs - Interfund Transfers In 7350	Indirect Costs - Interfund Transfers Out 7350	Interfund Transfers In 8900-8929	Interfund Transfers Out 7600-7629	Due From Other Funds 9310	Due To Other Funds 9610
Other Sources/Uses Detail					0.00	0.00		
Fund Reconciliation							0.00	0.00
52 DEBT SVC FUND FOR BLENDED COMPONENT UNITS								
Expenditure Detail								
Other Sources/Uses Detail					0.00	0.00		
Fund Reconciliation							0.00	0.00
53 TAX OVERRIDE FUND								
Expenditure Detail								
Other Sources/Uses Detail					0.00	0.00		
Fund Reconciliation							0.00	0.00
56 DEBT SERVICE FUND								
Expenditure Detail								
Other Sources/Uses Detail					40,221,219.41	0.00		
Fund Reconciliation							0.00	0.00
57 FOUNDATION PERMANENT FUND								
Expenditure Detail	0.00	0.00	0.00	0.00				
Other Sources/Uses Detail						0.00		
Fund Reconciliation							0.00	0.00
61 CAFETERIA ENTERPRISE FUND								
Expenditure Detail	0.00	0.00	0.00	0.00				
Other Sources/Uses Detail					0.00	0.00		
Fund Reconciliation							0.00	0.00
62 CHARTER SCHOOLS ENTERPRISE FUND								
Expenditure Detail	0.00	0.00	0.00	0.00				
Other Sources/Uses Detail					0.00	0.00		
Fund Reconciliation							0.00	0.00
63 OTHER ENTERPRISE FUND								
Expenditure Detail	0.00	0.00						
Other Sources/Uses Detail					0.00	0.00		
Fund Reconciliation							0.00	0.00
66 WAREHOUSE REVOLVING FUND								
Expenditure Detail	0.00	0.00						
Other Sources/Uses Detail					0.00	0.00		
Fund Reconciliation							0.00	0.00
67 SELF-INSURANCE FUND								
Expenditure Detail	0.00	0.00						
Other Sources/Uses Detail					350,633,120.00	20,250,000.00		
Fund Reconciliation							0.00	30,000,000.00
71 RETIREE BENEFIT FUND								
Expenditure Detail								

Description	Direct Costs - Interfund Transfers In 5750	Direct Costs - Interfund Transfers Out 5750	Indirect Costs - Interfund Transfers In 7350	Indirect Costs - Interfund Transfers Out 7350	Interfund Transfers In 8900-8929	Interfund Transfers Out 7600-7629	Due From Other Funds 9310	Due To Other Funds 9610
Other Sources/Uses Detail					0.00			
Fund Reconciliation							0.00	0.00
73 FOUNDATION PRIVATE-PURPOSE TRUST FUND								
Expenditure Detail	0.00	0.00						
Other Sources/Uses Detail					0.00			
Fund Reconciliation							0.00	0.00
76 WARRANT/PASS-THROUGH FUND								
Expenditure Detail								
Other Sources/Uses Detail								
Fund Reconciliation							0.00	0.00
95 STUDENT BODY FUND								
Expenditure Detail								
Other Sources/Uses Detail								
Fund Reconciliation							0.00	0.00
TOTALS	8,280.00	(8,280.00)	52,025,516.36	(52,025,516.36)	699,776,987.02	699,776,987.02	30,000,000.00	30,000,000.00

GANN LIMIT

In 1979, Proposition 4 established constitutional limits on the allowable growth in state and local government spending, including school districts. This is commonly known as the Gann Limit. Based on Education Code Section 42132, the governing board of each school district is required to adopt a resolution identifying their estimated appropriations limit for the current year and their actual appropriations limit for the preceding year. For fiscal years 2025-26 and 2026-27, the District's appropriations limits are $4.18 billion and $4.24 billion, respectively. The calculation shows that the District is within the limits.

In practice, the Gann limit has become more of a pro forma calculation because the Gann limit has risen faster than the appropriations received by the District that is subject to the limit. Notwithstanding, the District is still constitutionally mandated to report the calculations and adopt a resolution.

RESOLUTION OF THE LOS ANGELES UNIFIED SCHOOL DISTRICT BOARD OF EDUCATION DECLARING COMPLIANCE WITH THE BUDGET APPROPRIATION LIMITATIONS ESTABLISHED IN PROPOSITION 4 (GANN LIMITATION)

WHEREAS, in November of 1979, the California electorate adopted Proposition 4, commonly called the Gann Amendment, which added Article XIII-B to the California Constitution; and,

WHEREAS, the provisions of that Article established maximum appropriation limitations, commonly called "Gann Limits," for public agencies, including school districts; and,

WHEREAS, the District must establish a revised Gann Limit for the 2025-26 fiscal year and a projected Gann Limit for the 2026-27 fiscal year in accordance with the provisions of Article XIII-B and applicable statutory law;

NOW, THEREFORE, BE IT RESOLVED that this Board of Education does provide public notice that the calculations and documentation of the Gann Limit for the 2025-26 and 2026-27 fiscal years set forth in Attachment B1 are made in accordance with applicable constitutional and statutory law;

AND BE IT FURTHER RESOLVED that this Board does hereby declare that the appropriations in the budget for the 2025-26 and 2026-27 fiscal years do not exceed the limitations imposed by Proposition 4;

AND BE IT FURTHER RESOLVED that, upon request, the District will provide copies of this Resolution along with the District Appropriations Limit Calculations to interested citizens of this district.

Los Angeles Unified
Los Angeles County

Unaudited Actuals
Fiscal Year 2025-26
School District Appropriations Limit Calculations

19 64733 0000000
Form **GANN**
G8ABAA9ZSF(2025-26)

	2025-26 Calculations			2026-27 Calculations		
	Extracted Data	Adjustments•	Entered Data/ Totals	Extracted Data	Adjustments•	Entered Data/ Totals
A. PRIOR YEAR DATA	**2024-25 Actual**			**2025-26 Actual**		
Actual Appropriations Limit and Gann ADA are from district's prior year Gann data reported to the CDE						
1. FINAL PRIOR YEAR APPROPRIATIONS LIMIT (Preload/Line D11, PY column)	4,053,979,145.90		4,053,979,145.90			4,178,699,652.16
2. PRIOR YEAR GANN ADA (Preload/Line B3, PY column)	372,593.23		372,593.23			360,815.41
ADJUSTMENTS TO PRIOR YEAR LIMIT	**Adjustments to 2024-25**			**Adjustments to 2025-26**		
3. District Lapses, Reorganizations and Other Transfers						
4. Temporary Voter Approved Increases						
5. Less: Lapses of Voter Approved Increases						
6. TOTAL ADJUSTMENTS TO PRIOR YEAR LIMIT (Lines A3 plus A4 minus A5)			0.00			0.00
7. ADJUSTMENTS TO PRIOR YEAR ADA (Only for district lapses, reorganizations and other transfers, and only if adjustments to the appropriations limit are entered in Line A3 above)						
B. CURRENT YEAR GANN ADA	**2025-26 P2 Report**			**2026-27 P2 Estimate**		
Unaudited actuals data should tie to Principal Apportionment Data Collection attendance reports and include ADA for charter schools reporting with the district						
1. Total K-12 ADA (Form A, Line A6)	326,019.61		326,019.61	314,663.48		314,663.48
2. Total Charter Schools ADA (Form A, Line C9)	34,795.80		34,795.80	33,987.93		33,987.93
3. TOTAL CURRENT YEAR P2 ADA (Line B1 plus B2)			360,815.41			348,651.41
C. CURRENT YEAR LOCAL PROCEEDS OF TAXES/STATE AID RECEIVED	**2025-26 Actual**			**2026-27 Budget**		
TAXES AND SUBVENTIONS (Funds 01, 09, and 62)						
1. Homeowners' Exemption (Object 8021)	6,046,886.00		6,046,886.00	6,150,800.00		6,150,800.00
2. Timber Yield Tax (Object 8022)	0.00		0.00	0.00		0.00
3. Other Subventions/In-Lieu Taxes (Object 8029)	11,564,833.00		11,564,833.00	13,040,688.00		13,040,688.00
4. Secured Roll Taxes (Object 8041)	1,696,845,636.00		1,696,845,636.00	1,702,962,250.00		1,702,962,250.00
5. Unsecured Roll Taxes (Object 8042)	52,457,548.00		52,457,548.00	51,696,151.00		51,696,151.00
6. Prior Years' Taxes (Object 8043)	46,703,830.00		46,703,830.00	40,053,487.00		40,053,487.00
7. Supplemental Taxes (Object 8044)	31,029,459.00		31,029,459.00	26,596,679.00		26,596,679.00
8. Ed. Rev. Augmentation Fund (ERAF) (Object 8045)	281,693,459.00		281,693,459.00	245,805,687.00		245,805,687.00
9. Penalties and Int. from Delinquent Taxes (Object 8048)	0.00		0.00	0.00		0.00

	2025-26 Calculations			2026-27 Calculations		
	Extracted Data	Adjustments*	Entered Data/ Totals	Extracted Data	Adjustments*	Entered Data/ Totals
10. Other In-Lieu Taxes (Object 8082)	0.00		0.00	0.00		0.00
11. Comm. Redevelopment Funds (objects 8047 & 8625)	158,477,909.00		158,477,909.00	155,907,682.00		155,907,682.00
12. Parcel Taxes (Object 8621)	0.00		0.00	0.00		0.00
13. Other Non-Ad Valorem Taxes (Object 8622) (Taxes only)	0.00		0.00	0.00		0.00
14. Penalties and Int. from Delinquent Non-LCFF Taxes (Object 8629) (Only those for the above taxes)	0.00		0.00	0.00		0.00
15. Transfers to Charter Schools in Lieu of Property Taxes (Object 8096)						
16. TOTAL TAXES AND SUBVENTIONS (Lines C1 through C15)	2,284,819,560.00	0.00	2,284,819,560.00	2,242,213,424.00	0.00	2,242,213,424.00
OTHER LOCAL REVENUES (Funds 01, 09, and 62)						
17. To General Fund from Bond Interest and Redemption Fund (Excess debt service taxes) (Object 8914)	0.00		0.00	0.00		0.00
18. TOTAL LOCAL PROCEEDS OF TAXES (Lines C16 plus C17)	2,284,819,560.00	0.00	2,284,819,560.00	2,242,213,424.00	0.00	2,242,213,424.00
EXCLUDED APPROPRIATIONS						
19a. Medicare (Enter federally mandated amounts only from objs. 3301 & 3302; do not include negotiated amounts)			87,800,241.07			94,588,116.00
19b. Qualified Capital Outlay Projects						
19c. Routine Restricted Maintenance Account (Fund 01, Resource 8150, Objects 8900-8999)	358,819,903.01		358,819,903.01	331,400,000.00		331,400,000.00
OTHER EXCLUSIONS						
20. Americans with Disabilities Act						
21. Unreimbursed Court Mandated Desegregation Costs						
22. Other Unfunded Court-ordered or Federal Mandates						
23. TOTAL EXCLUSIONS (Lines C19 through C22)	358,819,903.01	0.00	446,620,144.08	331,400,000.00	0.00	425,988,116.00
STATE AID RECEIVED (Funds 01, 09, and 62)						
24. LCFF - CY (objects 8011 and 8012)	4,601,569,982.38		4,601,569,982.38	4,772,474,531.00		4,772,474,531.00
25. LCFF State Aid - Prior Years (Object 8019)	1,508,436.00		1,508,436.00	0.00		0.00
26. TOTAL STATE AID RECEIVED (Lines C24 plus C25)	4,603,078,418.38	0.00	4,603,078,418.38	4,772,474,531.00	0.00	4,772,474,531.00
DATA FOR INTEREST CALCULATION						
27. Total Revenues (Funds 01, 09 & 62; objects 8000-8799)	9,708,414,536.41		9,708,414,536.41	9,347,729,577.00		9,347,729,577.00
28. Total Interest and Return on Investments (Funds 01, 09, and 62; objects 8660 and 8662)	160,641,990.54		160,641,990.54	65,436,195.00		65,436,195.00
D. APPROPRIATIONS LIMIT CALCULATIONS	2025-26 Actual			2026-27 Budget		
PRELIMINARY APPROPRIATIONS LIMIT						
1. Revised Prior Year Program Limit (Lines A1 plus A6)			4,053,979,145.90			4,178,699,652.16

	2025-26 Calculations			2026-27 Calculations		
	Extracted Data	Adjustments*	Entered Data/ Totals	Extracted Data	Adjustments*	Entered Data/ Totals
2. Inflation Adjustment			1.0644			1.0495
3. Program Population Adjustment (Lines B3 divided by [A2 plus A7]) (Round to four decimal places)			0.9684			0.9663
4. PRELIMINARY APPROPRIATIONS LIMIT (Lines D1 limes D2 times D3)			4,178,699,652.16			4,237,752,408.84
APPROPRIATIONS SUBJECT TO THE LIMIT						
5. Local Revenues Excluding Interest (Line C18)			2,284,819,560.00			2,242,213,424.00
6. Preliminary State Aid Calculation						
a. Minimum State Aid in Local Limit (Greater of $120 times Line B3 or $2,400; but not greater than Line C26 or less than zero)			43,297,849.20			41,838,169.20
b. Maximum State Aid in Local Limit (Lesser of Line C26 or Lines D4 minus D5 plus C23; but not less than zero)			2,340,500,236.24			2,421,527,100.84
c. Preliminary State Aid in Local Limit (Greater of Lines D6a or D6b)			2,340,500,236.24			2,421,527,100.84
7. Local Revenues in Proceeds of Taxes						
a. Interest Counting in Local Limit (Line C28 divided by [Lines C27 minus C28] times [Lines D5 plus D6c])			77,821,353.14			32,877,374.36
b. Total Local Proceeds of Taxes (Lines D5 plus D7a)			2,362,640,913.14			2,275,090,798.36
8. State Aid in Proceeds of Taxes (Greater of Line D6a, or Lines D4 minus D7b plus C23; but not greater than Line C26 or less than zero)			2,262,678,883.10			2,388,649,726.48
9. Total Appropriations Subject to the Limit						
a. Local Revenues (Line D7b)			2,362,640,913.14			
b. State Subventions (Line D8)			2,262,678,883.10			
c. Less: Excluded Appropriations (Line C23)			446,620,144.08			
d. TOTAL APPROPRIATIONS SUBJECT TO THE LIMIT (Lines D9a plus D9b minus D9c)			4,178,699,652.16			
10. Adjustments to the Limit Per Government Code Section 7902.1 (Line D9d minus D4)			0.00			
SUMMARY	**2025-26 Actual**			**2026-27 Budget**		
11. Adjusted Appropriations Limit (Lines D4 plus D10)			4,178,699,652.16			4,237,752,408.84
12. Appropriations Subject to the Limit (Line D9d)			4,178,699,652.16			

... Please provide below an explanation for each entry in the adjustments column."

	2025-26 Calculations			2026-27 Calculations		
	Extracted Data	Adjustments*	Entered Data/ Totals	Extracted Data	Adjustments*	Entered Data/ Totals

Kimberly Chiriguayo
Gann Contact Person

k.chiriguayo@lausd.net
Contact Email Address

213-241-2046
Contact Phone Number

Los Angeles Unified School District

333 S. Beaudry Ave., Los Angeles, CA 90017
1208 Magnolia Ave., Gardena, CA 90247
9945 Laurel Canyon Blvd., Pacoima, CA 91331

Board of Education Report

File #: Rep-065-26/27, **Version:** 1 **Agenda Date:** 9/15/2026
In Control: Special Education & Specialized Programs

Request for Increased Aggregate Contract Capacity for Nonpublic School/Agency (NPS/A) Master Contracts
Division of Special Education
Medical Services Division

Brief Description:
(Request for Increased Aggregate Contract Capacity for Nonpublic School/Agency (NPS/A) Master Contracts) Recommends to approve a $34M increase in aggregate contract capacity for the Nonpublic School/Agency (NPS/A) Master Contracts for the 2025-2026 school year, with a revised aggregate authority of $290M for the 2025-2026 school year for the provision of Special Education Supports and Services, including Special Education Health and Nursing Services. Recommend ratification of the contract actions taken by the Division of Special Education and Medical Services Division within this increase in aggregate contract capacity for those contracts listed in Attachment "A": Nonpublic School/Agency ("NPS/A") Master Contracts (exceeding $250,000) for the 2025- 2026 school year.

Action Proposed:
Recommends to approve an increase to the aggregate contract capacity for the 2025-2026 school year and request for increased approved aggregate contract capacity authorization to execute and reimburse contractors for the contract actions taken by the Division of Special Education and the Medical Services Division within delegated authority as listed in Attachment "A": Nonpublic School/Agency ("NPS/A") Master Contracts (exceeding $250,000) for the 2025-2026 school year. Recommends ratification of the contract actions taken by the Division of Special Education and Medical Services Division within this increase in aggregate contract capacity for those contracts listed in Attachment "A": Nonpublic School/Agency ("NPS/A") Master Contracts (exceeding $250,000) for the 2025- 2026 school year.

Background:
The Division of Special Education and the Medical Services Division negotiates its master contract with NPS/As on an annual basis and will prepare periodic reports for contract actions necessary for the provision of special education and related services in accordance with Board delegated authority to the Superintendent.

The Individuals with Disabilities Education Act ("IDEA") requires that the District provide qualified students with disabilities with special education and related services. The District meets these obligations through its Special Education Local Plan Area ("SELPA") Local Plan. The District is required to maintain a continuum of program options, including nonpublic, nonsectarian schools and nonpublic agencies, to meet the needs of its special education students. (Ed. Code, §§ 56360, 56361, 56365.)

The District is required to make available NPS and NPA services and must provide these services by entering into a master contract for nonpublic, nonsectarian school or agency services in a student's individualized education program ("IEP"). The master contract must specify the financial agreement between the District and NPS/A for the services in a student's IEP that the NPS/A will provide. (Ed. Code, § 56366(a).) The District

negotiates its master contract with NPS/As on an annual basis. (Title 5 C.C.R., § 3062(a).) Due to a number of factors, expenditures for the 2025-2026 school year exceeded the previously approved aggregate contract capacity by $34M. The reasons for this include: reimbursements totaling $9M were issued in FY26 for expenditures in FY25, due to invoices received in the first quarter of FY26; contractors billed $2,808.189.61 for January 2025 fire closures in September & October 2025, resulting in FY25 costs impacting FY26 expenditures; the 2025-2026 NPS/NPA rate negotiations, as prescribed by statute, led to increased 2025-2026 contracted rates ranging from 2.43% (COLA) to 21.2% and, subsequently, increased costs; increase in services and costs to support the District's inclusive programs; increased NPA Nursing usage and costs due to changes in regulations; and, three new nonpublic agency contracts were opened (one for NPA Nursing services and two for NPA behavioral support services) in FY26 to address identified needs.

The Division of Special Education and the Medical Services Division will return to the Board, if necessary, for approval of an increase to the aggregate contract capacity for the 2026-2027 school year upon conclusion of the remaining 2026-2027 NPS/NPA rate negotiations. At that time, there will be a clearer picture of the projected expenditures at the 2026-2027 rates and considering anticipated usage.

Expected Outcomes:
Approval of this item will allow the Division of Special Education to continue its legally required provision of special education supports and services provided by these contracts to the Los Angeles Unified School District to serve eligible students with disabilities and in support of Board policies and goals in accordance with applicable state and Federal special education laws. These services have been rendered and have been, or will be, paid. The District is legally required to provide these services, and timely payment is necessary, as required by statute and the master contract, and, in order to avoid legally mandated penalties for late payments and other potential costly litigation.

Board Options and Consequences:
A "YES" vote will authorize the Division of Special Education and the Medical Services Division to reimburse NPS/A contractors for services already rendered to qualified students with disabilities in accordance with their IEPs, statutory requirements, and contractual timelines.

A "NO" vote will result in the immediate unavailability of these services or discontinuance of services going forward, or both -- likely denying students with disabilities a free appropriate public education, in violation of both federal and California laws. The unavailability or discontinuance of these services would likely result in costly litigation and increased future costs in securing these services. The postponement of actions presented for approval in Attachment "A" will delay reimbursement for services rendered, resulting in legally mandated penalties for late payments and in costly litigation, including claims associated with these contracts.

Policy Implications:
This action does not change District policy and amends the aggregate contract capacity Board actions taken on May 13, 2025 (Board Report No. 331-24/25) and April 21, 2026 (Board Report No. 303-25/26) and May 12, 2026 (Board Report No. 410-25/26).

Budget Impact:
For the 2025-2026 school year, the Division of Special Education and the Medical Services Division exceeded the previously Board-approved delegated amount and are requesting an increase in the aggregate contract capacity authority to $290M. For the 2025-2026 school year, the $290M aggregate not-to-exceed annual budget will be funded by a combination of Special Education Funds and Federal Funds. The budgetary impact is

reflected in the 2025-2026 Unaudited Actuals Financial Report.

Student Impact:
These contracts support the provision of special education and related services required by federal and state special education laws.

Equity Impact:

Component	Score	Score Rationale
Recognition	**3**	The award of the nonpublic school and agency (NPS/A) master contracts supported the District's efforts to provide mandated special education and related services and programs for students with disabilities pursuant to their Individualized Education Plan (IEP). The District is required to maintain a continuum of program options, to include nonpublic school and agency services, to meet the needs of individuals with exceptional needs for special education and related services as required by the federal IDEA and California law.
Resource Prioritization	**2**	The NPS/A contracts made services available to qualified students with disabilities, to be provided through master contracts with California Department of Education certified nonpublic schools and agencies.
Results	**3**	The 2025-2026 NPS/A contracts ensured that the Division of Special Education and the Medical Services Division had the required continuum of program options available to meet the needs of individuals with exceptional needs for special education and related services as required by the federal IDEA and California law.
TOTAL	**8**	

Issues and Analysis:
There are no policy implications on these agreements. The Administrative and Education Legal Services Team, Office of the General Counsel, has reviewed and approved the master contract as to form.

Attachments:
Attachment A - Ratification of Nonpublic School/Agency Master Contracts

Link Material(s):

Previously adopted Board report referenced Policy Implication section:

- Adopted April 21, 2026, (Board Report No. 303-25/26) <https://drive.google.com/file/d/1uCjFCMVPp2H1fyXUYn7A9n401X8Zh7l7/view?usp=sharing>).

- Adopted May 13, 2025 (Board Report No. 331-24/25) <https://drive.google.com/file/d/1_5-32d6GKG2_OgjuAzaCvpVv4SDE9E00/view?usp=sharing>).

- Adopted May 12th, 2026, (Board Report No. 410-25/26) <https://drive.google.com/file/d/1IAHX12NhSZEoZyLVMmrIJtLdLr_2hUOp/view?usp=sharing>).

Submitted:
08/31/26

RESPECTFULLY SUBMITTED,

ANDRÉS E. CHAIT
Superintendent of Schools

APPROVED BY:

PEDRO SALCIDO
Deputy Superintendent

REVIEWED BY:

DEVORA NAVERA REED
General Counsel

✓ Approved as to form.

APPROVED BY:

ANTHONY AGUILAR
Chief
Special Education & Specialized Programs

REVIEWED BY:

KURT E. JOHN
Deputy Chief Financial Officer

✓ Approved as to budget impact statement.

APPROVED & PRESENTED BY:

SMITA MALHOTRA, MD
Chief Medical Director
Medical Services Division

APPROVED & PRESENTED BY:

JOSE SOTO
Executive Director
Division of Special Education

ATTACHMENT A

RATIFICATION OF NONPUBLIC SCHOOL/AGENCY MASTER CONTRACTS

A. NONPUBLIC SCHOOL/AGENCY MASTER SERVICES CONTRACTS <u>ALREADY AWARDED</u>	
NEW CONTRACTS/AMENDMENTS/ASSIGNMENTS	
<u>DIVISION OF SPECIAL EDUCATION</u>	**$290,000,000**
Contract Term: 07/01/25 through 6/30/26 to be renewed annually.	

CONTRACTOR	VENDOR NUMBER		SOURCE OF FUNDS	AMOUNT
SPECIAL EDUCATION SUPPORTS CONTRACTORS:			Special Education Funds (76.84%) Federal Funds (23.16%)	$290,000,000 (Total Aggregate)
<u>NONPUBLIC SCHOOL CONTRACTORS:</u>				
1. BRIDGEPORT SCHOOL (NPS)	1000023656			
2. BRIDGEPORT WEST (NPS)	1000023549			
3. CAROUSEL SCHOOL (NPS)	1000023387			
4. DUBNOFF SCHOOL (NPS)	1000023404			
5. EKO MULTI PURPOSE CENTER, INC. (NPS)	1000023407			
6. ELLIOTT INSTITUTE, INC. (NPS)	1000023408			
7. HAWTHORNE ACADEMY (NPS)	1000023413			
8. HELP GROUP-NORTH HILLS PREP (NPS)	1000023591			
9. IRL ALMANSOR (NPS)	1000023418			
10. IRL WESTMORELAND (NPS)	1000023418			
11. KAYNE ERAS CENTER (NPS)	1000023425			
12. LITTLE CITIZENS/WESTSIDE ACAD#1 MS (NPS)	1000023430			
13. LITTLE CITIZENS/WESTSIDE ACAD#3 ES (NPS)	1000023430			
14. NORTHPOINT SCHOOL CFGC (NPS)	1000023436			
15. PERSONAL COACHING SYSTEMS (NPS)	1000023437			
16. SIERRA SCHOOL OF ALHAMBRA (NPS)	1000023445			
17. SLAUSON LEARNING CTR #1 (HIGH) (NPS)	1000023446			
18. SLAUSON LEARNING CTR II (ELEM) (NPS)	1000023446			
19. SUMMIT VIEW SCHOOL (NPS)	1000023594			
20. SUMMIT VIEW SCHOOL (WESTSIDE) (NPS)	1000023593			
21. SUNRISE SCHOOL (NPS)	1000023596			

ATTACHMENT A

RATIFICATION OF NONPUBLIC SCHOOL/AGENCY MASTER CONTRACTS

CONTRACTOR	VENDOR NUMBER		SOURCE OF FUNDS	AMOUNT
22. SUNRISE WEST (NPS)	1000023595			
23. SWITZER LEARNING CENTER (NPS)	1000023454			
24. VILLAGE GLEN SCH (VALLEY) (NPS)	1000023597			
25. VISTA SCHOOL (NPS)	1000023460			
26. WAYFINDER FAMILY SERVICES (NPS)	1000023461			
27. YOUNG LEARNERS PRE-S & INTRVN CTR (NPS)	1000023538			
NONPUBLIC SCHOOLS WITH RESIDENTIAL TREATMENT CENTERS CONTRACTORS:				
1. ALPINE ACADEMY (NPS)	1000023376			
2. CHANGE ACADEMY-CALO (NPS)	1000023390			
3. CINNAMON HILLS SCH (NPS)	1000023394			
4. DEVEREUX ACKERMAN (NPS)	1000023399			
5. DEVEREUX SCHOOL OF VIERA (NPS)	1000023402			
6. HERITAGE SCHOOL (NPS)	1000023415			
7. JACK WEAVER SCHOOL (OAK GROVE) (NPS)	1000023422			
8. LOGAN RIVER ACADEMY (NPS)	1000023431			
9. PROVO CANYON, UHS (NPS)	1000023441			
10. (PROJECT 6-CONTRACTED THROUGH THE HELP GROUP SCHOOLS' NPS CONTRACTS)	#N/A			
NONPUBLIC AGENCY CONTRACTORS:				
1. 360 BEHAVIORAL HEALTH (NPA)-FORMERLY CALIFORNIA PSYCHCARE, INC (NPA)	1000023386			
2. 360 DEGREE CUSTOMER INC. - LAS PER DIEM (NPA)	1000023319			
3. AEQUOR HEALTHCARE (NPA)	1000025643			
4. AUTISM BEHAVIOR CONSULTANTS (NPA)	1000023377			
5. AUTISM BEHAVIOR INTERVENTION (NPA)	1000023378			

ATTACHMENT A

RATIFICATION OF NONPUBLIC SCHOOL/AGENCY MASTER CONTRACTS

CONTRACTOR	VENDOR NUMBER		SOURCE OF FUNDS	AMOUNT
6. AUTISM LEARNING PARTNERS (NPA)	1000023379			
7. AUTISM SPECT INTERV (NPA)	1000023380			
8. AUTISM SPECT THRPS (NPA)	1000023381			
9. BEHAVIOR & EDUC, INC (NPA)	1000023382			
10. BEHAVIOR FRONTIERS (NPA)	1000023383			
11. BEHAVIOR GUIDANCE GROUP (NPA)	1000023384			
12. BEHAVIORAL LEARNING NETWORK (NPA)	1000023385			
13. BMR HEALTH SVCS, INC (NPA)	1000023728			
14. CENTER FOR AUT&REL SVC, INC (NPA)	1000023388			
15. CHILD COUNSELING & BEHAVIOR THERAPY CLINIC (NPA)	1000023391			
16. CHILD DEVELOPMENT INSTITUTE (NPA)	1000023392			
17. CHIME INSTITUTE (PRESCHOOL DIS) (NPA)	1000023393			
18. CREATIVE BEHV CONSLT (NPA)	1000023395			
19. CTR BEH, ED & SOC THER. (NPA)	1000023396			
20. DEVELOPMENTAL DYNAMO INC (NPA)	1000023398			
21. EARLY STRIDES (NPA)	1000023405			
22. EDTHEORY, LLC (NPA)	1000025702			
23. FIRSTSTEPS FOR KIDS, INC (NPA)	1000023410			
24. FOCUS ON ALL CHILD THERAPIES (NPA)	1000023411			
25. FORTE BEHAVIORAL HEALTH (NPA)	1000031840			
26. GARY STROMBERG & ASSOCIATES -PER DIEM (NPA)	1000023412			
27. GOLDEN STATE SPEECH (NPA)	1000025690			
28. INCLUSIVE ED. & COMM PARTNERSHIP (NPA)	1000023416			
29. INSTITUTE FOR APPL. BEH. ANALYSIS (NPA)	1000023419			
30. INTENSIVE BEH INTRVEN CONSULTANTS (NPA)	1000023420			

ATTACHMENT A

RATIFICATION OF NONPUBLIC SCHOOL/AGENCY MASTER CONTRACTS

CONTRACTOR	VENDOR NUMBER		SOURCE OF FUNDS	AMOUNT
31. INTERCARE THERAPY (NPA)	1000023421			
32. KAYNE ERAS CENTER (NPA)	1000023424			
33. KYO AUTISM THERAPY (NPA)	1000026841			
34. LEARNING & BEHV CTR (NPA)	1000023427			
35. LIGHT STREET SPECIAL EDUCATION SOLUTIONS (NPA)	1000023429			
36. LOOKING GLASS CHILDRENS SERVICES (NPA)	1000023432			
37. LOVAAS INST./EARLY INTERVENTION (NPA)	1000023433			
38. MCRORY PEDIATRIC SERVICES (NPA)	1000023434			
39. NEW MEDISCAN II, LLC (NPA)-CROSS COUNTRY (NPA)	1000023435			
40. PIONEER HLTH SVC LLC (NPA)	1000023438			
41. PRISTINE REHAB CARE (NPA)	1000023439			
42. PROGRESSUS THERAPY, LLC (NPA)	1000023440			
43. REACHING THE STARS CTR. FOR AUT. (NPA)	1000023443			
44. SOLIANT HEALTH INC (NPA)	1000023448			
45. SPEECH TIME (NPA)	1000023450			
46. SPEECH/LANG/EDUC. ASSOC. (NPA)	1000023451			
47. STEPPING STONES GR (NPA)	1000023453			
48. THERAPY IN ACTION (NPA)	1000023455			
49. THERAPY MANTRA, INC. (NPA)	1000023456			
50. THERAPY WEST (NPA)	1000023457			
51. TOTAL EDUCATION SOLUTIONS (NPA)	1000023458			
52. VERDUGO HILLS AUTISM PROJECT (NPA)	1000023459			
53. WORKING WITH AUTISM (NPA)	1000023462			
SPECIAL EDUCATION HEALTH AND NURSING CONTRACTORS:				
HEALTH AND NURSING CONTRACTORS:				
1. RO HEALTH (NPA)	1000019893			

ATTACHMENT A

RATIFICATION OF NONPUBLIC SCHOOL/AGENCY MASTER CONTRACTS

CONTRACTOR	VENDOR NUMBER		SOURCE OF FUNDS	AMOUNT
FULL CONTINUUM OF NPA SERVICES CONTRACTORS:				
1. RCM HEALTH CARE SVCS (NPA)	1000023442			
NEWLY EXECUTED CONTRACTS:				
SPECIAL EDUCATION SUPPORTS CONTRACTORS:				
1. CROSS COUNTRY (NPA)	1000023435			
2. FORTE BEHAVIORAL HEALTH (NPA)	1000031840			
SPECIAL EDUCATION HEALTH AND NURSING CONTRACTORS:				
1. RO HEALTH (NPA)	1000019893			
ENDED CONTRACTS:				
SPECIAL EDUCATION SUPPORTS CONTRACTORS:				
1. ADVANCING HIGHER EDUCATION & DEV (AHEAD) (NPA)	1000023375			
2. LEHRHOFF, IRWIN (NPA)	1000023427			

Los Angeles Unified School District

333 S. Beaudry Ave., Los Angeles, CA 90017
1208 Magnolia Ave., Gardena, CA 90247
9945 Laurel Canyon Blvd., Pacoima, CA 91331

Board of Education Report

File #: Rep-115-26/27, **Version:** 1 **Agenda Date:** 9/15/2026
In Control: Labor Relations

District's Initial Bargaining Proposals for the 2026-2031 Successor Agreements with AALA/Teamsters 2010, UTLA, Health Benefits Committee, and Units A, B, C, D, E, F, G, H, J, and S
Office of Labor Relations

Brief Description:
(District's Initial Bargaining Proposals for the 2026-2031 Successor Agreements with AALA/Teamsters 2010, UTLA, Health Benefits Committee, and Units A, B, C, D, E, F, G, H, J, and S) Recommends adoption of the District's Initial Bargaining Proposals for the 2026-2031 Successor Agreements with AALA/Teamsters 2010, UTLA, Health Benefits Committee, and Units A, B, C, D, E, F, G, H, J, and S (Attachment A).

Action Proposed:
Adoption of the District's Initial Bargaining Proposals for the 2026-2031 Successor Agreements with AALA/Teamsters 2010, UTLA, Health Benefits Committee, and Units A, B, C, D, E, F, G, H, J, and S (Attachment A).

Background:
Pursuant to Government Code Section 3547, Board Guidelines, and BUL-6117.0 (Public Notice of Negotiations Proposals - Implementation of Educational Employment Relations Act: Government Code Section 3547), the District's Initial Proposals shall be submitted to the Board of Education in sufficient time for such proposals to be included in the Board Meeting Order of Business and Board Meeting materials packet which are made available to the public at least 72 hours prior to the meeting to which they pertain. The initial proposals shall, in addition to other regular modes of distribution, be made available on the District's website at least 72 hours prior to such meeting.

Expected Outcomes:
Adoption of the District's Initial Bargaining Proposals for the 2026-2031 Successor Agreements with AALA/Teamsters 2010, UTLA, Health Benefits Committee, and Units A, B, C, D, E, F, G, H, J, and S.

Board Options and Consequences:
The Board may adopt the District's Initial Proposals for the 2026-2031 Successor Agreements with AALA/Teamsters 2010, UTLA, the Health Benefits Committee, and Units A, B, C, D, E, F, G, H, J, and S, or reject the proposals and direct District staff to draft new initial bargaining proposals. Negotiations may not proceed until the District's initial bargaining proposals have been publicly presented in accordance with Government Code Section 3547.

Policy Implications:
Any policy implications associated with the eventual outcome of the negotiations process with each bargaining unit will be reflected in later Board Reports.

Budget Impact:
Any budget implications associated with the eventual outcome of the negotiations process with each bargaining unit will be reflected in later Board Reports.

Student Impact:
The proposed initial bargaining proposals are intended to support the District's educational mission and workforce needs while preserving the operational flexibility necessary to provide high-quality educational services to the District's students.

Equity Impact:
Any equity impacts associated with the eventual outcome of the negotiations process with each bargaining unit will be reflected in later Board Reports.

Issues and Analysis:
Any issues identified and related analysis associated with the eventual outcome of the negotiations process with each bargaining unit will be reflected in later Board Reports.

Attachments:
Attachment A - District's Initial Bargaining Proposals for the 2026-2031 Successor Agreements with AALA/Teamsters 2010, UTLA, Health Benefits Committee, and Units A, B, C, D, E, F, G, H, J, and S

Submitted:
09/01/2026

RESPECTFULLY SUBMITTED,

ANDRÉS E. CHAIT
Superintendent of Schools

APPROVED BY:

KRISTEN K. MURPHY
Associate Superintendent
Talent and Labor Relations

REVIEWED BY:

DEVORA NAVERA REED
General Counsel

✓ Approved as to form.

APPROVED & PRESENTED BY:

JASON GEANAKOULOS
Director
Office of Labor Relations

REVIEWED BY:

KURT E. JOHN
Deputy Chief Financial Officer

✓ Approved as to budget impact statement.

ATTACHMENT A

District's Initial Bargaining Proposals for the 2026-2031 Successor Agreements with AALA/Teamsters 2010, UTLA, Health Benefits Committee, and Units A, B, C, D, E, F, G, H, J, and S

The Los Angeles Unified School District provides the following initial proposals for the respective successor cycles and any applicable reopener negotiations for Units A, B, C, D, E, F, G, H, J, S, AALA/Teamsters 2010, UTLA, and Health Benefits Committee. These initial proposals have been developed through a lens focused on equity and student achievement and are aligned with and reference specific priorities identified in the LAUSD 2026-2030 Strategic Plan (listed at the end of this document). All proposals are in furtherance of Los Angeles Unified's goals of being the District of Choice for students and families and the Employer of Choice for our workforce.

I. Compensation (All Units, as appropriate)

A. The Board of Education and the Superintendent believe that negotiations over economic issues, including salary and health benefits, must take into account:

1. Impact of every dollar spent on student outcomes, equity, and closing of achievement and opportunity gaps. (Priorities 1A, 1B, 4B)
2. Realities of both state and local economies, including the impacts of declining enrollment and the negotiated agreements on health and welfare and District retirement (OPEB) obligations. (Priorities 4B, 5A)
3. The District's ability to pay now and in the future, as required by the law regulating public schools (Educational Employment Relations Act). (Priorities 4B, 5A)
4. The fact that our ability to support the Board Vision, District Mission, Guiding Principles and Strategic Plan depends on our fiscal health, now and in the future. (Priorities 3B, 4B)
5. Efficiencies and flexibilities needed to support the needs of students within the 2nd largest school district in the country. (Priorities 3B, 4B, 5B, 5C)
6. Becoming the employer of choice by offering a competitively balanced total compensation package. (Priorities 4B, 5A)

II. Other proposals (All Units, as appropriate)

A. Provide a three-year term for each contract with respective bargaining units.

B. Provide a new term for the Health and Welfare Agreement for employee benefits. Provide a cap on District contribution levels to employee benefits in the Health and Welfare Agreement. (Priorities 4B, 5A)

C. Improve the efficacy of employee work year calendars while maintaining alignment with the instructional calendar, service to students, and the facilitation of professional development opportunities for staff. (Priorities 1A, 1B, 4B, 4C, 5B)

D. Modify the Evaluation Procedures article to reflect District priorities of equity, access, and improved outcomes for students. (Priorities 1A, 1B, 2B, 5C)

E. Modify the Transfers article to enhance District flexibility in making assignments to prioritize factors of operational need aside from seniority when making decisions. (Priorities 1A, 1B, 5C)

F. Modify Tuition Reimbursement language to permit employees to utilize for certifications and other licenses and ensure consistency in implementation processes. (Priority 5B, 5C))

G. Modify Hours and Overtime language to increase operational efficiencies and support for students through:

DRAFT

1. Streamlined language on flex time; and pay for stand-by work on weekends and evenings. (Priorities 4B, 5A)
2. Appropriately staffed schools during emergencies (fires, floods, earthquakes, etc.) and other exigent situations. (Priority 2A)

H. Reduce work schedule to allow for unpaid days (furloughs). (Priority 4B)

I. Revise employee job duties to expand services to students, increase equity and efficiency and reduce redundancy among job classifications. (Priorities 4B, 5A, 5B)

J. Revise eligibility criteria for health benefits. (Priority 4B)

K. Update obsolete contract language, as necessary.

III. United Teachers Los Angeles (UTLA) Proposals

A. Additional professional development and collaboration time for school staff. (Priorities 1A, 1B, 1C, 5B)

B. Address class size and staffing norms using an equity model and in strategic settings. (Priority 1A, 1B, 4C)

C. Deploy and incentivize highly skilled practitioners with a focus on equity including:

1. Increased micro-credential opportunities (Priorities 1A, 1B, 4C, 5B, 5C)
2. Additional stipends/differentials/tuition reimbursement based on:
   a. Use of micro-credentials or licenses in specific settings (Priorities 1A, 1B, 4C, 5C)
   b. Recognition of special skills (Priorities 1A, 1B, 4C, 5C)
   c. Demonstration of success in key areas (Priorities 1A, 1B, 4C, 5C)
   d. Credentials in identified shortage instructional content areas (Priorities 1A, 1B, 4C, 5A, 5C)

D. Train staff in implementation of a common/coherent assessment to provide meaningful student progress data. (Priorities 1A, 1B, 5B)

E. Train staff in new curriculum as applicable (Priorities 1A, 1B, 5B)

F. Support students with disabilities receiving instruction in the SPED and general education settings through:

1. Training on effective instructional strategies in an inclusive environment. (Priorities 1A, 1B, 4C, 5B)
2. Continuing the restructuring of Special Education service models to further improve services for students. (Priorities 1A, 1B, 1C, 4C)

G. Provide all students access to a high-quality arts instruction program through:

1. Training on a modified arts instructional delivery model. (Priorities 1A, 1B, 5B)
2. Participation of arts educators in a District internship program. (Priorities 1A, 1B, 4C, 5A, 5B)

H. Create alternative methods and eligibilities for staffing, transfers and supplemental assignments based on student needs and District priorities. (Priorities 1A, 1B, 2B, 5C)

I. Modify Evaluation Procedures and student discipline articles to reflect District priorities of

DRAFT

equity, access, social-emotional skills and improved outcomes for students. (Priorities 1A, 1B, 2B, 4C, 5C)

J. Modify Early Education teacher job duties to support the developmental learning of preschool students. (Priorities 1A, 1B)

K. Allow for variance of class sizes and normed positions temporarily during fiscal crisis. (Priorities 2B, 4B 4C)

IV. SEIU - Unit B (Instructional Aides) Proposals

A. Modify the Transfer Procedures article to efficiently assign staff to early education centers. (Priorities 1A, 1B)

B. Modify paraprofessional job duties to support the developmental learning of preschool students. (Priorities 1B, 4C, 5B)

C. Increase training opportunities to provide equity and access and improve services to students. (Priorities 1A, 1B, 5B, 5C)

V. SEIU - Unit C (Operations – Support Services) Proposals

A. Modify the Bus and Truck Operations Procedures articles to improve operational efficiencies and safety. (Priorities 4A, 5A, 5C)

B. Modify the Leaves of Absence Article to allow for increased notification to the District where appropriate. (Priorities 1B, 2B)

C. Increase training opportunities to align with District modernization goals and greening of District sites. (Priorities 2A, 4A, 5B)

VI. SEIU - Unit F (Teacher Assistants) Proposals

A. Modify the Degree Track/Non-Degree Track article to require employees to: a) take appropriate classes toward the attainment of a credential to meet the needs of our students; b) take reduced amount of units each semester. (Priorities 1A, 5B)

Successor Bargaining Cycles:

- 2026 – 2029: Unit D
- 2027 – 2030: Units B, C, F, G, S, E, and UTLA
- 2028 – 2031: Units A, H, J, and AALA
- 2028 – Health Benefits Committee/Health Benefits Agreement

LAUSD Strategic Plan Pillars & Priorities

Pillar 1: Academic Excellence

1A High-Quality Instruction: Focus on consistent implementation of high-quality instruction to improve

DRAFT

student outcomes.

1B Eliminating Opportunity Gaps: Expand equitable access through inclusive practices and targeted supports to ensure all students can engage and succeed in rigorous learning opportunities.

1C College and Career Readiness: Provide multiple, meaningful pathways that integrate academic rigor with career exploration and real-world application.

Pillar 2: Joy and Wellness

2A Welcoming Learning Environments: Design and maintain inviting and inclusive school spaces where every student feels safe, connected, and supported.

2B Whole-Child Well-Being: Promote whole-child well-being through integrated health, nutrition, and wellness services.

2C Outstanding Attendance: Ensure outstanding attendance to support consistent in-class learning.

Pillar 3: Engagement and Collaboration

3A Strong Relationships: Strengthen relationships between families, students, and their schools to improve student success.

3B Leading for Impact: Shape and contribute to policies that yield meaningful progress for our students and the communities in which they live.

3C Accessible Information: Maintain communication that is clear, consistent, and accessible so our community can confidently engage and collaborate.

Pillar 4: Operational Effectiveness

4A Modernizing Infrastructure: Efficiently build and maintain a resilient, modern infrastructure that supports innovative learning and long-term District stability.

4B Sustainable Budgeting: Ensure long-term financial sustainability through strategic, transparent budgeting that protects core services and strengthens student outcomes.

4C District of Choice: Position Los Angeles Unified as a district of choice by delivering exceptional, innovative, and equitable learning experiences that attract and retain families across every community.

Pillar 5: Investing in Staff

5A Strong and Sustainable Workforce: Recruit and retain talented staff to build and sustain a diverse, stable, high-quality workforce that supports students and schools.

5B Staff Support and Development: Develop and sustain a highly skilled and satisfied staff by providing meaningful professional learning and a supportive culture.

5C High Performance Standards: Set and uphold high performance standards that drive excellence across every school and office, ensuring all students receive high-quality instruction and support.

The District reserves the right to add more proposals and sunshine them in accordance with the Government Code.

DRAFT

File #: Res-003-26/27, **Version:** 2 **Agenda Date:** 9/15/2026
In Control: Board of Education

Mr. Melvoin, Dr. Rivas, Ms. Gonez - Connecting Communities: Expanding Community School Parks by Supporting Amendments to the Los Angeles City Charter (Res-003-26/27) (Noticed August 25, 2026) (Version 2)

Whereas, The Los Angeles Unified School District (District) is committed to providing safe and healthy environments by promoting joy and wellness for all students as illustrated in Pillar 2 of the 2026-2030 Strategic Plan;

Whereas, The District, as one of the largest landowners in the City of Los Angeles (City), has transformed campuses to ensure schools have safe and welcoming outdoor spaces for students to play. The District has completed numerous greening projects that reduce asphalt, increase tree canopy, and improve climate resilience. However, many communities still lack access to parks and green space;

Whereas, Lack of access to parks and green space disproportionately affects students in low-income neighborhoods and can lead to health, environmental, and social problems. Park-poor communities may suffer from higher rates of chronic illness, poor mental health, extreme urban heat, and have fewer safe places for children to play;

Whereas, A Community School Park (CSP) is a shared space on a school campus that welcomes community members to enjoy recreation and play during non-school hours-completely free of charge;

Whereas, School campuses across the country successfully operate as a CSP on weekends-where the school district maintains oversight during school hours and the city oversees park operations as part of its core duty to provide municipal parks;

Whereas, In Los Angeles, CSPs are created through a collaboration between the City of Los Angeles Department of Recreation and Parks (RAP) and the District, with a shared goal of bringing more safe, accessible outdoor spaces to all communities;

Whereas, The District commends the City of Los Angeles its leadership and commitment to expanding CSPs and providing local neighborhoods with safe, accessible, and vital play spaces;

Whereas, In August 2025, the District and the City of Los Angeles entered into a Joint Powers Agreement that established a formal 10-year partnership for the CSP program. This agreement could result in the expansion of ~~expanded~~ the CSP program, safely opening selected schoolyards, playgrounds, and fields to the public for free weekend and holiday recreation. The District provides physical access to selected school campuses and facilities, while the City manages staffing, on-site supervision~~,~~ and recreational programming the City chooses to provide~~, and site maintenance~~;

Whereas, There are currently 12 CSPs in partnership with the City that are open to the public every Saturday and Sunday typically from 10:00 a.m. to 2:00 p.m., providing residents with access to safe

outdoor recreation outside of regular school hours;

Whereas, While structured City programming provides valuable benefits, community members primarily seek basic weekend access to play structures, and athletic fields on school grounds during non -instructional hours;

Whereas, The minimum cost ~~for the City~~ to operate a CSP is approximately $195 ~~240~~ a day to cover maintenance and supervision. The City ~~projects costs~~ cost is estimated at over $~~2~~1,000 a day to operate a new Community School Park due to its additional programming costs;

Whereas, Community School Parks are widely celebrated by families and stakeholders alike for expanding neighborhood access to vital parks and green space on weekends. Many District campuses are located within neighborhoods identified by the City and the District as park-poor, making them ideal candidates for CSPs that expand equitable access to parks;

Whereas, Despite the District's advocacy to expand CSPs and readiness to make hundreds of sites available, the City has not yet committed resources to open new sites, citing budget constraints. As a result, the Los Angeles community is missing a vital opportunity to expand park access;

Whereas, Proposed amendments to the Los Angeles City Charter will be presented to the voters in a ballot measure, Charter Amendment PRK, in November 2026. These changes include a proposed amendment to Section 593(a) of the Los Angeles City Charter that would increase the minimum Charter allocation for the Department of Recreation and Parks from 0.0325% to 0.065% of the assessed value of all property subject to City taxes. The increase would be phased in over ten years in equal annual increments and could be temporarily suspended during fiscal emergencies declared by the City Council; and

Whereas, Changes to the minimum allocation for the RAP budget could result in the establishment of additional CSPs; now, therefore be it

Resolved, That the Los Angeles Unified School District (District) reaffirms its commitment to promoting joy and wellness for all students by advocating to open additional CSPs across the District as the most cost-effective way to increase park access;

Resolved further, That the Governing Board of the Los Angeles Unified School District (Board) directs the District's Office of Government Relations to support ~~the proposed amendment to Charter Section 593(a)~~ Charter Amendment PRK-appearing on the November 3, 2026 ballot-and advocate that the City reduce its operating costs per CSP and use additional funding to expand the number of CSPs across the District; ~~now, be it resolved~~ and, be it finally

Resolved, The District will report back to the Board on the status of ~~the amendments to Charter Section 593(a)~~ Charter Amendment PRK and expansion plan for CSPs~~;~~.

File #: Res-004-26/27, **Version:** 2 **Agenda Date:** 9/15/2026
In Control: Board of Education

Mr. Schmerelson, Ms. Griego - September 2026 as Child Welfare and Attendance Month (Res-004-26/27) (Noticed August 25, 2026) (Version 2)

Whereas, The Compulsory Education Act was enacted in 1903**,** and the Governing Board of the Los Angeles Unified School District (District) appointed the first Attendance Officer to enforce compliance with the compulsory attendance mandate, creating the Pupil Services and Attendance Division;

Whereas, In our schools, Child Welfare & Attendance Counselors are called Pupil Services and Attendance Counselors (PSAs) and play a critical role ~~to focus on~~ supporting children's safety and well-being, strengthening families by providing direct services and referrals, addressing barriers to school attendance and engagement, and reconnecting youth to schools;

Whereas, Chronic absenteeism in the District decreased from 29.5% for school year 2024-25 to 27.7% for school year 2025-26, ~~still above pre-pandemic levels~~ representing continues progress while remaining above pre-pandemic levels; meanwhile, average daily attendance rates increased slightly from 92.2% to 92.6% from school year 2024-25 to 2025-26;

Whereas, PSAs ~~conduct assessments to~~ identify ~~issues that may impact attendance and~~ ~~barriers to learning, to facilitate linkages to services that meet the needs of the whole child while simultaneously integrating multi-tiered interventions to promote overall wellness of the family, to address absenteeism, truancy, and to support students of culturally diverse populations;~~ barriers that may impact attendance and learning, facilitate linkages to services that meet the needs of the whole child while simultaneously integrating multi-tiered interventions to promote overall wellness of the family, address absenteeism, truancy, and support students of culturally diverse populations;

Whereas, PSAs ~~help increase graduation rates and prevent students from~~ support student engagement, wellness and ~~dropping~~ dropout prevention, allowing increased access to college pathways, linking students and families to services, and providing comprehensive services to foster and homeless youth;

Whereas, ~~PSAs create and promote safe schools to empower LGBTQ+ students and families by providing resources, fostering self-advocacy, building resilience, and ensuring their rights;~~ PSA support safe, supportive, and inclusive school environments by connecting students and families to resources, addressing barriers to educational access, and promoting student engagement and well-being for all students regardless of sexual orientation, gender identity, race or ethnicity, citizenship or immigration status, or socioeconomic status;

Whereas, PSAs re-engage out-of-school youth back into an educational setting by ~~helping~~ providing ~~parents, guardians, tutors, and other heads of households by focusing on~~ personalized pathways ~~to~~ that further their children's educational, personal, and social growth;

~~Whereas, PSAs play a pivotal role in supporting the educational journey of Black, Indigenous, People of~~

~~Color (BIPOC) students by providing tailored resources and advocacy that address both academic challenges and systemic barriers through culturally responsive interventions; and~~

Whereas, The Association of Pupil Services and Attendance Counselors (APSAC) has declared the last Tuesday of September as the Child Welfare and Attendance (PSA) Counselor Day; now, therefore be it

Resolved, That the Governing Board of the Los Angeles Unified School District hereby declares the month of September 2026 as Child Welfare and Attendance Month and the last Tuesday of September as the Pupil Services and Attendance Counselors Day;

Resolved further, That the ~~Board will direct the~~ Superintendent or a designee will continue to provide an annual update to the Board information on ~~emerging strategies~~ on strategies and efforts to reduce chronic absenteeism throughout the District, ~~as well as establish goals and metrics that are publicly viewable and accessible~~ including progress towards related goals;

Resolved further, That in the current social, ~~and~~ political, and economic climate, students and families may face a range of barriers that can affect their ability to fully participate in school, ~~immigrant families are pressured into hiding, skipping school, and forgoing~~ social ~~gatherings~~ and community life, all of which are important to their personal, emotional, and academic growth, therefore, ~~all crucial to their personal, emotional, and academic~~ ~~growth,~~ the District will continue to support all students and families, regardless of sexual orientation, gender identity, race or ethnicity, citizenship or immigration status, socioeconomic status, or other circumstances through existing District and community resources, services, and supports, while enhancing and directing resources to communities and student populations experiencing barriers to educational access, engagement, and wellbeing ~~resources towards the most affected communities~~ throughout its jurisdiction; and, be it, finally

Resolved, That the District will continue to promote attendance awareness through District websites and social media outlets, informed by the Student Support and Attendance Services Branch ~~perspective of Pupil Services and Attendance Counselors~~, as they continue to ~~conduct~~ provide relationship-based outreach and engagement including home visits to address barriers to attendance, and bring students back to school, and re-engage families to strengthen child welfare in our communities.

File #: Res-005-26/27, **Version:** 2 **Agenda Date:** 9/15/2026
In Control: Board of Education

Mr. Schmerelson - Suicide Awareness and Prevention Month 2026 (Res-005-26/27) (Noticed August 25, 2026) (Version 2)

Whereas, Suicide loss profoundly impacts families, friends, teachers, and the entire school community, and providing comprehensive support ~~to survivors~~ is essential for healing and preventing ~~future~~ tragedies;

Whereas, In 2024, the Centers for Disease Control (CDC) stated ~~that suicide was responsible for~~ 48,824 people died by suicide ~~deaths~~ across the United States, with an estimated 14.3 million adults seriously considering suicide, 4.6 million planning to attempt, and 2.2 million attempting;

Whereas, In 2024, the CDC's Morbidity and Mortality Weekly Report for October 10 reported that adolescent mental health and suicide risk remains a "substantial public health concern," with 39.7% of students experienc~~ing~~ing persistent feelings of sadness and hopelessness; 28.5% experienc~~ing~~ed poor mental health, 20.4% seriously consider~~ing~~ed attempting suicide, and 9.5% had attempted ~~it~~suicide;

Whereas, The CDC's Risk Behavior Survey had not been updated since 2023 and was deleted or publicly unavailable by the federal government, potentially harming state and local governments from assessing the needs of younger citizens and residents until a court order demanded the data and webpages be restored in February 2025;

Whereas, The CDC has stopped publishing data on transgender Americans to comply with Executive Order 14168, potentially leaving the CDC as an unreliable source of information and an undercount of suicide rates for LGBTQ+ communities;

Whereas, In 2026, the CDC Mental Health Data Channel reported that ~~death by~~ suicide is the leading cause of death among youth and adults in the US, with half of ~~them~~ people who die by suicide having a history of a known diagnosed mental health condition but the other half having no diagnosis at the time of death ~~and may be underreported~~, highlighting that mental health conditions may go undiagnosed;

Whereas, Factors such as discrimination, adverse childhood experiences, stigma, familial and community rejection, mental illness, social networks, and other factors that ~~compromise~~impact life functioning may result in elevated suicide risk, particularly for vulnerable student populations;

Whereas, In September 2016, Governor Jerry Brown signed Assembly Bill (AB) 2246, now California Education Code 215~~, that took effect in 2017-18~~, setting a requirement for all Local Educational Agencies (LEA), including county offices of education, school districts, state special schools and charter schools that serve pupils in grades 7 to 12 ~~to adopt a policy on~~ to adopt before the beginning of the 2017-18 school year, a pupil suicide prevention that specially addresses the needs of high-risk students;

Whereas, In 2024, California Education Code 215 was amended to, among other things, require LEAs serving pupils in kindergarten and grades 1 to 12, inclusive, to review, at minimum every fifth year, its policy on pupil suicide prevention and, if necessary, update its policy.

Whereas, In July 2022, the phone number of the Suicide and Crisis Hotline changed to 988, available 24 hours a day, seven days a week;

Whereas, The focus on mental health aligns with the Los Angeles Unified School District's (~~LAUSD or the~~ District) Strategic Plan on Pillar 1B, which focuses on student happiness at their schools, and Pillar 1C, which seeks to eliminate opportunity gaps. Furthermore, this also aligns with Pillars 2A, which establishes welcoming environments, 2B, the whole-child well-being, and 2C, strong social-emotional skills;

Whereas, In July 2017, Michelle King, Superintendent of Schools, approved the implementation of the annual online Suicide Prevention and Awareness Training for all District staff;

Whereas, The Los Angeles Region suffered through extreme wildfire events in January 2025, with mental health organizations warning of increased mental health stress or crisis due to victims losing loved ones, homes, pets, etc, with some effects and traumas ~~still felt into~~ persisting in 2026;

Whereas, The District's results from the Spring 2026 School Experience Survey indicate improved sense of safety, growth in social-emotional learning, and students finding greater opportunities for leadership and community roles;

Whereas, The ~~District's own~~ School Experience Survey also indicates that students are reporting higher levels of bullying ~~year after year~~every year for the past four years;

Whereas, The District employs ~~over 750~~787 Psychiatric Social Workers (PSWs), including 61 PSWs dedicated to delivering culturally responsive support, which is available to all students through the Black Student Achievement Plan (BSAP) and ~~over 200~~ 149 wellness staff, such as Student and Family Navigators, Coordinators, Health Care Advocates, and Organizational Facilitators;~~,~~ ~~including 59 Black Student Achievement Plan (BSAP) PSWs who help with culturally responsive intervention strategies;~~

Whereas, The District has implemented the "myCREW" program within BSAP, a student-led campaign that focuses on suicide prevention at secondary schools, allowing a space for students to share their emotions and concerns, as well as the Health, Optimism, Perseverance, and Empowerment (HOPE) Group, which helps students learn and enhance self-awareness and communication skills at mental health clinics and wellness centers;

Whereas, The District has implemented ~~extended the hours of~~ PSWs ~~to help provide~~ ~~support for students during extended learning programs, such as Beyond the Bell~~ support for students during Beyond the Bell Expanded Learning Programs;

Whereas, The Board unanimously approved Wellness Without Silos, a resolution recognizing the need to prioritize a school specific integrated, cross-divisional system of supports to address student mental health, wellness and school climate;

Whereas, Suicide prevention involves inclusive school-wide activities and programs that enhance a sense of belonging, contribute to a safe and nurturing environment, and strengthen protective factors that reduce the risk for students including the Say Something Suicide Prevention Campaign for students, the Every School Safe: Building Community with Trusted Adults modules, the Student Joy and Wellness Plan, Annual Suicide Prevention and Awareness Training for all District staff, and the iMatter Social Media Campaign; and

Whereas, National Suicide Prevention Week will be observed from September 6 through the 12, 2026, to help call public attention to the increasing incidence of suicide and to inform about suicide prevention and warning signs of suicide; now, therefore, be it

Resolved, That the Governing Board of the Los Angeles Unified School District (Board) hereby declares September as Suicide Prevention Awareness Month in the Los Angeles Unified School District;

Resolved further, That throughout National Suicide Prevention Month, but especially during National Suicide Prevention Week (September 6-12, 2026), and World Suicide Prevention Day (September 10, 2026), the District will use social media channels and direct communication to District families to raise awareness and promote resources on suicide prevention, especially resources focused on the needs of our most vulnerable students;

Resolved further, ~~That District staff provide an update to California Ed Code 215 that requires mandatory mental health screenings for students and how staff is proceeding with this requirement, including how it is being communicated with teachers, staff, students, and parents;~~ That pursuant to California Education Code Section 215, the District will ensure that all LAUSD employees complete the Annual Suicide Prevention and Awareness Training and assessment; the District has specific crisis intervention protocols, including assessing for suicide risk and developing/implementing a safety plan; furthermore, the Districts has a comprehensive policy that provides multi-tiered levels of support for students in crisis, including Suicide Prevention Liaisons as well as mental health and supportive resources to mitigate pupil suicide risk; and the District will continue to provide information about this policy to students and families, and their rights related to California Ed Code Section 215, through the Parent Student Handbook and Every School Safe modules;

Resolved further, That the District further enhance its partnership with the Los Angeles County Department of Mental Health for services that are offered to students, staff, and families that may not be offered within the District;

Resolved further, That the Superintendent or his designee provide an update to the ~~b~~Board in the Spring of 2027 with a ~~strict~~ focus on mental health supports for students, teachers, and staff, identifying where the District has elevated its services through established metrics, and identifying key challenges including but not limited to funding; and, be it finally

Resolved, That by the adoption of this resolution, the Board encourages all students, ~~faculty~~staff, administrators, and parents to promote a climate of positive behavior support and intervention; monitor students' emotional state and well-being; and make referrals for crisis support and mental health, as needed.

File #: Res-007-26/27, **Version:** 1 **Agenda Date:** 9/15/2026
In Control: Board of Education

Ms. Gonez, Ms. Ortiz Franklin, Ms. Griego - Celebrating Latino/a/e Heritage Month in the Los Angeles Unified School District (Res-007-26/27) (Waiver of Board Rule 72)

Whereas, The United States has observed Latino/a/e Heritage Month from September 15 to October 15 since 1988 to commemorate the contributions, heritage, achievements, and cultural influences of Latino Americans in the United States;

Whereas, Latine Heritage Month also recognizes the intersectionality and diversity of the U.S. Latino population, incorporating indigenous histories and celebrating the independence days of several Latin American countries including: Costa Rica, El Salvador, Guatemala, Honduras, and Nicaragua;

Whereas, Latinos also include people of African and indigenous descent who are too often ignored when talking about the history, culture, and contributions of Latin American peoples, despite making up about 10% of U.S. Latinos;

Whereas, This month-long recognition serves as an opportunity for all Americans to learn more about Latine history, promote cultural awareness and inclusivity, and celebrate diversity both in the present and in our nation's history;

Whereas, U.S. imperialism and military intervention in Latin America, including in countries like El Salvador, Guatemala, Chile, and Nicaragua, has led to mass migration of people fleeing civil wars and economic hardship to the United States;

Whereas, The U.S. Latine population has grown to become the second largest racial or ethnic group in the United States in the last decade, reaching 62.6 million Latinos as of 2021 and accounting for 19% of all Americans;

Whereas, The state of California is home to the largest Latine population in the country, where they comprise 40.3% of the state's overall population, and almost 50% of the population of the County of Los Angeles;

Whereas, Communities like Pico-Union, Boyle Heights, Koreatown, South East Los Angeles, Pacoima, San Fernando, and others are the traditional neighborhoods in Los Angeles of immigrant Latino students and their families;

Whereas, Latine students comprise almost 78% of the Los Angeles Unified School District student population, underscoring the importance and relevance of Latino Heritage Month among the District's students and families;

Whereas, Recognizing and celebrating Latine Heritage Month as a District furthers the work of our

Strategic Plan to provide culturally relevant, empowering curriculum that inspires students to become leaders and advocates for their communities;

Whereas, The District is committed to supporting newcomer students and multilingual learners (MLLs), through the establishment of newcomer programs across the District, including international newcomer academies, that are intended to serve students enrolled in U.S. schools for 3 years or less;

Whereas, Latine students in the District have demonstrated academic progress, improving by 10.5 points in English Language Arts and 12.4 points in Mathematics on the Smarter Balanced Assessment between 2022-23 and 2024-25, representing the importance of continued prioritization and targeted support;

Whereas, The District is committed, above and beyond this commemoration, to empowering students through culturally responsive and inclusive learning environments that celebrates the value and diversity of all its students;

Whereas, In the current national climate, recognizing and honoring Latine communities is even more critical, as families face intensified attacks on public education and anti-immigrant rhetoric, violent raids, and policies that threaten the safety and full participation of Latino and immigrant students and families;

Whereas, Ethnic Studies programs are culturally responsive programs that include the study of Latino history, culture, and contributions, but have come under increasing attack from those championing a sanitized version of American history, threatening the ability of students to access inclusive and empowering curriculum;

Whereas, Spanish language instruction plays a critical role in preserving cultural heritage, fostering bilingualism and biliteracy, and supporting students' academic and social-emotional success, yet is at risk in the face of policy and funding pressures;

Whereas, The District recognizes and celebrates that a significant number of Latino students are indigenous, with many speaking indigenous languages reflecting the cultural and linguistic diversity within the Latine community;

Whereas, The experiences of Latine students are impacted by their family's economic status, with low-income Latine students historically facing some of the widest educational disparities;

Whereas, The current political climate has seen an unprecedented and often violent increase in anti-immigrant enforcement actions, policy proposals, and rhetoric that directly impact Latino students, families, and communities, creating fear and barriers to full participation in public education; and

Whereas, The District remains committed to its status as a sanctuary district, implementing policies and practices that protect immigrant students and families from discrimination, harassment, and enforcement actions on school grounds in addition to providing resources and direct support for those impacted; now, therefore, be it

Resolved, That the Governing Board of the Los Angeles Unified School District hereby recognizes and

celebrates September 15 through October 15 as Latino Heritage Month;

Resolved further, That the Office of the Superintendent will work to promote educational resources on Latine history, culture, and heritage and make them widely available to staff, students, and families online through the Los Angeles Unified School District homepage and social media accounts;

Resolved further, That the Board reaffirms its commitment to fully implement and protect Ethnic Studies curriculum that reflects the histories, struggles, and contributions of Latine communities, recognizing it as a critical component of a well-rounded education for all students;

Resolved further, That the Board affirms that, given the large percentage of Latine students in the District, Latino history, experiences, and contributions should be integrated and embedded in all areas of the curricula and at all ages, not just during Latine Heritage Month or in Ethnic Studies, and that the District should, therefore, strive to support educators to do so;

Resolved further, That the Board recognizes the importance of Spanish language instruction as both a core academic subject and a cultural bridge for our diverse communities, and commits to protecting and expanding high-quality, culturally affirming Spanish language programs amid current pressures and threats to bilingual education, as well as continued efforts to foster the inclusion of and improve supports for students and families who are primarily speakers of indigenous languages;

Resolved further, That in light of the current political climate and the heightened attacks on Latine and all immigrant students and families, the Board reaffirms its status as a sanctuary district, its unwavering dedication to ensuring that the District remains a safe, welcoming, and supportive environment for every student, regardless of cultural background or immigration status, and to continue advancing policies and practices that protect their rights, dignity, and educational opportunities;

Resolved further, That the Board further reaffirms the need for integrating trauma-informed practices in the curricula and providing mental health support and programs at school sites to support students and their families;

Resolved further, That the District acknowledges that ongoing investments in and implementation of LGBTQ+ supports, the Black Student Achievement Plan, and Student Success Centers will impact our Latine students in a positive and powerful way;

Resolved further, That the Office of the Superintendent will monitor and update the Board on impacts to learning, student and staff attendance, well-being and school climate, and family engagement that may result from current and future federal actions and identify ways the District can mitigate any barriers, provide additional supports, and ensure all students receive their constitutional rights to a public education; and, be it finally

Resolved, That by adoption of this resolution and particularly in light of the targeted assaults this community faces today, the Board and Superintendent hereby encourage all students, staff, and families, to commemorate and celebrate the immense historical and cultural contributions that Latine people have made and continue to make here in Los Angeles, California, and the United States.

File #: Res-008-26/27, **Version:** 1 **Agenda Date:** 9/15/2026
In Control: Board of Education

Mr. Schmerelson - October 2026 as Dyslexia Awareness Month (Res-008-26/27) (For Action October 6, 2026)

Whereas, Dyslexia is a difficulty in identifying the individual sounds of spoken language, which then affects the ability of an individual to speak, read, spell, and often learn a language;

Whereas, As high as 80-90% of individuals with a learning disability are affected by dyslexia;

Whereas, Dyslexia contributes to challenges in reading fluency and decoding, while also having strengths in higher-level cognitive functions, such as critical thinking, reasoning, and problem-solving;

Whereas, Scientific advancement in understanding dyslexia has improved knowledge of the neurological and epidemiological basis;

Whereas, Early diagnosis of dyslexia is critical to ensure individuals with dyslexia receive focused, evidence-based intervention, allowing the promotion of self-awareness and self-empowerment and the provision of necessary accommodations to ensure school and life success;

Whereas, In July 2023, California Governor Gavin Newsom signed into law SB 114, wherein Chapter 15.5 mandates that all California students be screened for dyslexia and that early intervention methods be applied for any student who may be diagnosed with dyslexia;

Whereas, The California State Parent Teacher Association (PTA) adopted a resolution at its 2016 annual convention that recognizes dyslexia has significant educational implications that need to be better addressed by public schools and school districts;

Whereas, After extensive feedback from board members, administrators, teachers, parents, and community-based organizations, the Governing Board of the Los Angeles Unified School District approved and adopted Tab 1 - Adoption of Reading Difficulties Risk Screening Instrument for implementation starting the 2025-26 school year; and

Whereas, The Board, passed the resolution Recognizing and Addressing the Educational Implications of Dyslexia in LAUSD Schools (Res-101-16/17), which addresses plans to be developed that will 1) ensure policies, procedures, and practices are aligned to the provisions of state legislation AB1369 and 2) provide teacher and staff training necessary to improve the understanding of dyslexia and its warning signs, appropriate evidence-based structured literacy instruction, and appropriate classroom accommodations and modifications; now, therefore, be it

Resolved, That the Governing Board of the Los Angeles Unified School District will designate and acknowledge Dyslexia Awareness Month during October 2026, Dyslexia Awareness Week from October

6-12th, and World Dyslexia Awareness Day on October 8; and, be it finally

Resolved, That each school site with a Parent Center will dedicate the month of October to educating parents about the signs, stigma, and procedures of dyslexia, as well as what the Los Angeles Unified School District is doing to assist diagnosed individuals, including informing parents about SB 114, mandatory dyslexia screenings, how students are tested, and resources if students are found to have dyslexia.

Los Angeles Unified School District

333 S. Beaudry Ave., Los Angeles, CA 90017
1208 Magnolia Ave., Gardena, CA 90247
9945 Laurel Canyon Blvd., Pacoima, CA 91331

Board of Education Report

File #: Res-009-26/27, **Version:** 1 **Agenda Date:** 9/15/2026
In Control: Board of Education

Mr. Schmerelson - October 2026 as National Principals Month (Res-009-26/27) (For Action October 6, 2026)

Whereas, The Los Angeles Unified School District acknowledges the dedication and tireless efforts of all school principals at all levels throughout the District;

Whereas, School principals are entrusted with one of the highest responsibilities to attend to school and community matters wherever they are situated, whether they be emergency, academic, social, among others;

Whereas, National Principals Month was founded by the National Association of Secondary School Principals (NASSP) and the American Federation of School Administrators (AFSA) and has been formally recognized by various educational organizations;

Whereas, In acknowledgment of October as National Principals Month, the District recognizes all principals who serve our students, as well as the organizations that support students and schools, such as the Association of California School Administrators (ACSA) Region 16 and the Associated Administrators of Los Angeles (AALA);

Whereas, Principals are the catalysts for establishing positive school climate and maintaining relationships with students, parents, teachers, school personnel, the community, and others to create academic excellence for children in a safe, healthy, and supportive school environment; and

Whereas, Honoring the contribution of all school principals and assistant principals at all grade levels to the success of students in the District's elementary and secondary schools; and to encourage residents of California to observe "National Principals Month" with appropriate ceremonies and activities that promote awareness of school leadership's role in ensuring that every child has access to a high-quality education; now, therefore, be it

Resolved, That the Governing Board of the Los Angeles Unified School District hereby proclaims the month of October 2026 as National Principals Month, but every day of every month, we recognize, commend, and appreciate our principals for being the frontline leaders who are the heart, soul, and backbone of our District family; and, be it finally

Resolved, That Los Angeles Unified School District recognizes and thanks the Association of California School Administrators Region 16 and the Associated Administrators of Los Angeles/Teamsters Local 2010 as a fundamental labor partner, advocating for greater treatment for their members as well as helping establish strong leaders for our communities.

Los Angeles Unified School District

333 S. Beaudry Ave., Los Angeles, CA 90017
1208 Magnolia Ave., Gardena, CA 90247
9945 Laurel Canyon Blvd., Pacoima, CA 91331

Board of Education Report

File #: 003-26/27, **Version:** 1 **Agenda Date:** 9/15/2026
In Control: Charter Schools Division

13 Charter Schools - PUBLIC HEARING
Charter Schools Division

Brief Description:
(13 Charter Schools for Public Hearing).

New Los Angeles Charter Elementary (Board District 1, Region West, Middle Performing) Consideration of the level of support for a renewal start-up independent charter petition requesting to serve up to 245 students (current enrollment 174) in grades TK-5 with a proposed term of 2027-2032 and a proposed location of 5753 Obama Blvd. Los Angeles, CA 90016.

TEACH Tech Charter High (Board District 1, Region South, Middle Performing) Consideration of the level of support for a renewal start-up independent charter petition requesting to serve up to 440 students (current enrollment 351) in grades 9-12 with a proposed term of 2027-2032 and a proposed location of 10616 S. Western Ave., Los Angeles, CA 90047.

Los Angeles Leadership Primary Academy (Board District 2, Region East, Middle Performing) Consideration of the level of support for a renewal start-up independent charter petition requesting to serve up to 320 students (current enrollment 221) in grades TK-5 with a proposed term of 2027-2032 and a proposed location of 2670 Griffin Ave., Los Angeles, CA 90031.

Accelerated (Board District 5, Region East, Middle Performing) Consideration of the level of support for a renewal start-up independent charter petition requesting to serve up to 737 students (current enrollment 732) in grades TK-8 with a proposed term of 2027-2032 and proposed locations of 4000 S. Main St., Los Angeles, CA 90037, and 119 E. 37th St., Los Angeles, CA 90011.

Animo Jackie Robinson High (Board District 5, Region East, Middle Performing) Consideration of the level of support for a renewal start-up independent charter petition requesting to serve up to 650 students (current enrollment 608) in grades 9-12 with a proposed term of 2027-2032 and a proposed location of 3500 S. Hill St., Los Angeles, CA 90007.

Bert Corona Charter (Board District 6, Region North, Middle Performing) Consideration of the level of support for a renewal start-up independent charter petition requesting to serve up to 375 students (current enrollment 349) in grades 5-8 with a proposed term of 2027-2032 and a proposed location of 9400 Remick Ave., Pacoima, CA 91331.

Fenton STEM Academy: Elementary Center for Science Technology Engineering and Mathematics (Board District 6, Region North, Middle Performing) Consideration of the level of support for a renewal start-up independent charter petition requesting to serve up to 600 students (current enrollment 265) in grades TK-6 with a proposed term of 2027-2032 and a proposed location of 8926 Sunland Blvd., Sun Valley, CA 91352.

Girls Athletic Leadership School Los Angeles (Board District 6, Region North, Middle Performing) Consideration of the level of support for a renewal start-up independent charter petition requesting to serve up to 330 students (current enrollment 228) in grades 6-8 with a proposed term of 2027-2032 and a proposed location of 14200 Runnymede St., Van Nuys, CA 91405.

Fenton Charter Leadership Academy (Board District 6, Region North, High Performing) Consideration of the level of support for a renewal start-up independent charter petition requesting to serve up to 600 students (current enrollment 272) in grades TK-6 with a proposed term of 2027-2032 and a proposed location of 8926 Sunland Blvd., Sun Valley, CA 91352.

Animo Florence-Firestone Charter Middle (Board District 7, Region South, Middle Performing) Consideration of the level of support for a renewal start-up independent charter petition requesting to serve up to 540 students (current enrollment 424) in grades 6-8 with a proposed term of 2027-2032 and a proposed location of 8255 Beach St., Los Angeles, CA 90001.

Aspire Juanita Tate Academy Charter (Board District 7, Region South, Middle Performing) Consideration of the level of support for a renewal start-up independent charter petition requesting to serve up to 500 students (current enrollment 314) in grades TK-6 with a proposed term of 2027-2032 and a proposed location of 123 W. 59th St., Los Angeles, CA 90003.

Aspire Public Schools (Board Districts 5 and 7, Regions East and South) (Operating eight (8) LAUSD-authorized charter schools) Consideration of the level of support for the material revision of the eight (8) LAUSD-authorized Aspire Public Schools charter schools, to come under the governance and operation of Aspire Los Angeles, an independent California nonprofit public benefit corporation. The eight (8) LAUSD-authorized Aspire Public Schools charter schools combined serve 2,953 students in grades TK-12. The proposed change would go into effect commencing in the 2027-2028 academic year, contingent upon Aspire Public Schools and Aspire Los Angeles meeting all applicable requirements.

Invictus Leadership Academy (Board District 1, Region South) Consideration of the level of support for the material revision to add an additional site within the community at a private site at 1755 W. 52nd Street, Los Angeles, CA 90062. Invictus Leadership Academy serves 184 students in grades TK-8. The proposed change would go into effect commencing in the second semester of the 2026-2027 academic year, contingent upon Invictus Leadership Academy meeting all applicable requirements.

LIST OF CHARTER PETITIONS FOR PUBLIC HEARING – NEW AND RENEWAL

BOARD OF EDUCATION MEETING
SEPTEMBER 15, 2026

	PETITION NAME	TYPE OF CHARTER	PROP. 39 (Y/N)	PERFORMANCE CATEGORY (H/M/L[1])	ACTION TYPE	BD	REGION	ADDRESS(ES)	GRADE LEVELS	NORM ENORLLMENT	PROPOSED # OF STUDENTS	TERM PROPOSED (By Petitioner*)
1.	New Los Angeles Charter Elementary	Start-Up Independent	N	M	Renewal	1	W	5753 Obama Blvd. Los Angeles, CA 90016	TK-5	174	245	2027 / 2032
2.	TEACH Tech Charter High	Start-Up Independent	N	M	Renewal	1	S	10616 S. Western Ave., Los Angeles, CA 90047	9-12	351	440	2027 / 2032
3.	Los Angeles Leadership Primary Academy	Start-Up Independent	N	M	Renewal	2	E	2670 Griffin Ave., Los Angeles, CA 90031	TK-5	221	320	2027 / 2032
4.	Accelerated	Start-Up Independent	N	M	Renewal	5	E	4000 S. Main St. Los Angeles, CA 90037 119 E. 37th St. Los Angeles, CA 90011	TK-8	732	737	2027 / 2032
5.	Animo Jackie Robinson High	Start-Up Independent	Y	M	Renewal	5	E	3500 S. Hill St. Los Angeles, CA 90007	9-12	608	650	2027 / 2032
6.	Bert Corona Charter	Start-Up Independent	N	M	Renewal	6	N	9400 Remick Ave., Pacoima, CA 91331	5-8	349	375	2027 / 2032
7.	Fenton STEM Academy: Elementary Center for Science Technology Engineering and Mathematics	Start-Up Independent	N	M	Renewal	6	N	8926 Sunland Blvd., Sun Valley, CA 91352	TK-6	265	600	2027 / 2032

[1] H = High, M = Middle, L = Low

	PETITION NAME	TYPE OF CHARTER	PROP. 39 (Y/N)	PERFORMANCE CATEGORY (H/M/L[1])	ACTION TYPE	BD	REGION	ADDRESS(ES)	GRADE LEVELS	NORM ENORLLMENT	PROPOSED # OF STUDENTS	TERM PROPOSED (By Petitioner*)
8.	Girls Athletic Leadership School Los Angeles	Start-Up Independent	N	M	Renewal	6	N	14200 Runnymede St., Van Nuys, CA 91405	6-8	228	330	2027 / 2032
9.	Fenton Charter Leadership Academy	Start-Up Independent	N	H	Renewal	6	N	8926 Sunland Blvd., Sun Valley, CA 91352	TK-6	272	600	2027 / 2032
10.	Animo Florence-Firestone Charter Middle	Start-Up Independent	N	M	Renewal	7	S	8255 Beach St., Los Angeles, CA 90001	6-8	424	540	2027 / 2032
11.	Aspire Juanita Tate Academy Charter	Start-Up Independent	N	M	Renewal	7	S	123 W. 59th St., Los Angeles, CA 90003	TK-6	314	500	2027 / 2032

LIST OF CHARTER PETITIONS FOR PUBLIC HEARING – MATERIAL REVISIONS

BOARD OF EDUCATION MEETING
SEPTEMBER 15, 2026

	CHARTER ORGANIZATION OR CHARTER SCHOOL NAME	TYPE OF CHARTER	PROP. 39 (Y/N)	PERFORMANCE CATEGORY (H/M/L[2])	ACTION TYPE	BD	REGION	ADDRESS(ES)	PROPOSED CHANGE	NORM ENORLLMENT	PROPOSED IMPLEMENTATION YEAR
12.	Aspire Public Schools (8 schools): 1. Aspire Centennial College Preparatory Academy 2. Aspire Firestone Academy 3. Aspire Gateway Academy Charter 4. Aspire Inskeep Academy Charter	1. Start-Up Independent 2. Start-Up Independent 3. Start-Up Independent 4. Start-Up Independent 5. Start-Up Independent 6. Start-Up Independent 7. Start-Up Independent 8. Start-Up Independent	1. No 2. No 3. No 4. No 5. No 6. No 7. No 8. No	1. M 2. M 3. M 4. M 5. M 6. M 7. M 8. M	Material Revision	1. 5 2. 5 3. 5 4. 7 5. 7 6. 5 7. 5 8. 5	1. E 2. E 3. E 4. S 5. S 6. E 7. E 8. E	1. 2079 Saturn Ave., Huntington Park, 90255 2. 8929 Kauffman Ave., South Gate, 90280 3. 8929 Kauffman Ave., South Gate, 90280 4. 123 W. 59th St., Los Angeles, 90003 5. 123 W. 59th St., Los Angeles, 90003 6. 6724 S. Alameda St., Huntington Park, 90255 7. 2565 E. 58th St., Huntington Park, 90255	Aspire Public Schools requests to have its eight (8) LAUSD - authorized charter schools come under the governance and operation of Aspire Los Angeles, an independent California nonprofit public benefit corporation.	1. 520 2. 307 3. 319 4. 304 5. 314 6. 314 7. 552 8. 323	2027 / 2028

[2] H = High, M = Middle, L = Low

	CHARTER ORGANIZATION OR CHARTER SCHOOL NAME	TYPE OF CHARTER	PROP. 39 (Y/N)	PERFORMANCE CATEGORY (H/M/L [2])	ACTION TYPE	BD	REGION	ADDRESS(ES)	PROPOSED CHANGE	NORM ENORLLMENT	PROPOSED IMPLEMENTATION YEAR
	5. Aspire Juanita Tate Academy Charter 6. Aspire Junior Collegiate Academy 7. Aspire Pacific Academy 8. Aspire Titan Academy							8. 6720 S. Alameda St., Huntington Park, 90255			
13.	Invictus Leadership Academy	Start-Up Independent	N	M	Material Revision	1	S	4928 S. Western Ave. Los Angeles, CA 90047	Invictus Leadership Academy requests to add an additional site within the community on a private site at 1755 W. 52nd Street, Los Angeles, CA 90062.	184	Second Semester of 2026 / 2027

Los Angeles Unified School District

333 S. Beaudry Ave., Los Angeles, CA 90017
1208 Magnolia Ave., Gardena, CA 90247
9945 Laurel Canyon Blvd., Pacoima, CA 91331

Board of Education Report

File #: ROC-002-26/27, **Version:** 1 **Agenda Date:** 9/15/2026
In Control: Board of Education

Report of Correspondence

BOARD OF EDUCATION OF THE CITY OF LOS ANGELES
Governing Board of the Los Angeles Unified School District

September 15, 2026

REPORT OF CORRESPONDENCE

The following correspondence addressed to the Board of Education is submitted with the recommended Disposition, "Refer to Superintendent for referral to Office of the General Counsel to take all steps necessary to protect the interests of the Board of Education, including assignment to outside counsel; Controller to draw warrants in such amounts as may be necessary for the payment of costs and fees upon invoices as approved by the Office of the General Counsel":

	FROM	LEGAL ACTION
1.	Adamson Ahdoot LLP	Summons & Complaint for Damages: 1) Negligence; 2) Negligent Hiring/Supervision; 3) Dangerous Condition of Property (Gov. Code §§ 835, 840); Case No. 26STCV21383; Superior Court of California for the County of Los Angeles – Unlimited Jurisdiction; M.G., a minor, by and through her GAL Destiny Gonzalez, Plaintiff, v. Los Angeles Unified School District, a Governmental Entity, and Does 1-100, inclusive, Defendants.
2.	Baer Treger Rudin LLP	Summons & Complaint for Damages: 1) Negligence; 2) Negligent Supervision; 3) Negligent Failure to Warn, Train, or Educate; 4) Intentional Infliction of Emotional Distress; Case No. 26CHCV03158; Superior Court of the State of California, County of Los Angeles; Jane Ed Doe, a minor, by and through his guardian ad litem, Jane TB Doe, Plaintiff, v. Los Angeles Unified School District; and Does 1 to 50, inclusive, Defendants.
3.	BD&J, PC	Summons & Complaint for Damages: 1) Dangerous Condition of Public Property (Cal. Govt. Code Section 835, et seq.); 2) General Negligence; 3) Assault; 4) Battery; 5) Intentional Infliction of Emotional Distress; 6) Negligent Infliction of Emotional Distress; Case No. 26STCV18798; Superior Court of the State of California for the County of Los Angeles; Luis Miguel Flores Millan, Leticia Jeanette Millan, and Miguel Angel Flores, Plaintiffs, v. Los Angeles Unified School District, a governmental entity, and Does 1 through 50, inclusive, Defendants.

4.	Cohen & Marzban Law Corporation	Summons & Complaint for Damages: 1) Liability Pursuant to Education Code §§44807, 44808; 2) Dangerous Condition of Public Property Pursuant to Government Code §§815, 815.2, 815.4, 815.6, 820, 835 and 840.2; 3) Negligence; 4) Assault and/or Battery; 5) Intentional Infliction of Emotional Distress Negligence; 6) Negligence; 7) Willful Misconduct; 8) Liability of Parents and Guardians for Willful Misconduct of Minor (Pursuant to Education Code §48904); 9) Parental and Guardian Liability Pursuant to California Civil Code §1714.1; 10) Non-statutory Parental Liability; Case No. 26CHCV02739; Superior Court of the State of California, County of Los Angeles; Rafael Falcon, a minor, by and through his guardian ad litem, Elizabeth Acevedo, Plaintiff, v. Los Angeles Unified School District; and Does 1 to 100, inclusive, Defendants.
5.	Custodio & Dubey LLP	Summons & Complaint for Damages: 1) Negligence; 2) Negligent Hiring, Training, Retention and Supervision of Employees; 3) Negligent Supervision of Students; Case No. 26TRCV01149; Superior Court for the State of California, County of Los Angeles; H.W., a minor, by and through her GAL, Ineatrice Simmons, Plaintiff, v. Los Angeles Unified School District, and Does 1 through 25, Defendants.
6.	Cynthia Torres (In Pro Per)	Summons & Verified Petition for Writ of Mandate; Case No. 26STCP01965; Superior Court of California, for the County of Los Angeles; Cynthia Torres, an individual, Petitioner, v. Los Angeles Unified School District, and Does 1-50, inclusive, Respondents.
7.	Downtown L.A. Law Group	Summons & Complaint for Damages: 1) Assault; 2) Battery; 3) Intentional Infliction of Emotional Distress; 4) Negligence; 5) Negligent Hiring, Supervision and Retention; Case No. 26STCV19708; Superior Court of California for the County of Los Angeles; Damian Beltran, a minor, by and through his Guardian Ad Litem Catalina Vasquez, Plaintiff, v. Los Angeles Unified School District, et al., Defendants.
8.	Gould Grieco & Hensley	Summons & Complaint for Damages: 1) Negligence; 2) Negligent Hiring, Supervision, and Retention; 3) Breach of Mandatory Duty; 4) Battery; 5) Sexual Battery; 6) False Imprisonment; 7) Intentional Infliction of Emotional Distress; 8) Sexual Harassment; 9) Gender Violence; Case No. 26STCV25919; Superior Court of the State of California, County of Los Angeles; Indy Buckley, an individual, Plaintiff, v. Los Angeles Unified

		School District, a public entity; Doe 1, an individual, and Does 2 through 50, inclusive, Defendants.
9.	JML Law	Summons & Complaint for Damages: 1) Disability Discrimination in Violation of Government Code Section 12940 et seq. (FEHA); 2) Failure to Prevent Discrimination in Violation of FEHA; 3) Failure to Accommodate in Violation of FEHA; 4) Failure Engage in the Interactive Process in Violation of FEHA; 5) Retaliation in Violation of the FEHA; 6) Violation of Labor Code Section 1102.5.; Case No. 26STCV25893; Superior Court of the State of California, County of Los Angeles; Michelle Cherner, an individual, Plaintiff, v. Los Angeles Unified School District, a public entity; Doe 1, an individual, and Does 2 through 50, inclusive, Defendants.
10.	Lanier Meyer McBride Blair LLP	Summons & Complaint for Damages: 1) Negligence; Negligent Supervision; Negligent Hiring/Retention; Negligent Failure to Warn, Educate or Train; 2) Sexual Battery; Case No. 26STCV24112; Superior Court of California for the County of Los Angeles; John G.J. Doe, an individual, Plaintiff, v. Los Angeles Unified School District, et al., Defendants.
11.	Lanier Meyer McBride Blair LLP	Summons & Complaint for Damages: 1) Negligence; Negligent Supervision; Negligent Hiring/Retention; Negligent Failure to Warn, Educate or Train; 2) Sexual Battery; Case No. 26STCV25544; Superior Court of California for the County of Los Angeles; John M.J. Doe, an individual, Plaintiff, v. Los Angeles Unified School District, et al., Defendants.
12.	Lanier Meyer McBride Blair LLP	Summons & Complaint for Damages: 1) Negligence; Negligent Supervision; Negligent Hiring/Retention; Negligent Failure to Warn, Educate or Train; 2) Sexual Battery; Case No. 26CMCV01392; Superior Court of the State of California, County of Los Angeles; Demirea Perry, an individual, Plaintiff, v. Los Angeles Unified School District, a local public entity; and Does 1 to 50, inclusive, Defendants.
13.	Lanier Meyer McBride Blair LLP	Summons & Complaint for Damages: 1) Negligence; Negligent Supervision; Negligent Hiring/Retention; Negligent Failure to Warn, Educate or Train; 2) Sexual Battery; Case No. 26CMCV01345; Superior Court of the State of California, County of Los Angeles; John M.M. Doe, an individual, Plaintiff, v. Los Angeles Unified School District, a local public entity; and Does 1 to 50, inclusive, Defendants.

14.	Makarem & Associates, APLC	Summons & Complaint for Damages: 1) Negligent Hiring, Training, Supervision, and Retention of an Unfit Employee; 2) Negligent Supervision of a Minor; 3) Negligence; 4) Breach of Mandatory Duty; 5) Sexual Harassment in Violation of Cal. Civ. Code § 51.9; Case No. 26NWCV02618; Superior Court of California, for the County of Los Angeles; A.J., a minor, by and through her Guardian Ad Litem, Letica J.; E.M., a minor, by and through her Guardian Ad Litem, Victor M., Plaintiff, v. Los Angeles Unified School District, et al., Defendants.
15.	Medler Law, P.C. Yerushalmi Law Firm	Summons & Complaint for Damages: Count I) All Plaintiffs v. LAUSD, City of Los Angeles, the County of Los Angeles – Statutory Negligence under CA Govt Code Sec. 815.2; Respondeat Superior and Vicarious Liability for Governmental Employees Acting Within the Scope and Course of Their Duties; Count II) All Plaintiffs v. LAUSD and City of LA – Statutory Negligence under CA Govt Code Sec. 815.6 – Violation of a Mandatory Duty Imposed by Law; Count III) All Plaintiffs v. City of Los Angeles and the County of Los Angeles – Statutory Negligence under CA Govt Code Sec. 835 – Dangerous Condition of Governmental Property; Count IV) Pedro Martinez – Negligence and Negligence Per Se; Count V) John Does 1-100 – Negligence; Case No. 26STCV22296; Superior Court of the State of California, County of Los Angeles; Angel Gabriel Benitez Valdez, a Minor, by and through his Mother and Guardian-as-Litem Tayde Esther Valdez; Michael Valdez, a Minor, by and through his Mother and Guardian-as-Litem Tayde Esther Valdez; Zitlany Valdez; and Tayde Esther Valdez, individually, Plaintiffs, v. The City of Los Angeles Unified School District, et al., Defendants.
16.	Orange Law Offices, P.C. Robert N. Haferd, Esq.	Summons & Complaint for Damages and Declaratory Relief: 1) Violation of Civil Rights 42 U.S.C. §1983, 1st Amendment; 2) Violation of Civil Rights 42 U.S.C. §1983, 4th Amendment; 3) Violation of Civil Rights 42 U.S.C. §1983, Fourteenth Amendment – Procedural; 4) Violation of Civil Rights 42 U.S.C. §1983, Fourteenth Amendment – Substantive; 5) CA Unlawful Force & Seizure – Cal. Const. Art. 1, Sec 13; 6) CA Free Expression – Cal. Const. Art 1, Sec. 2(a); 7) CA Due Process – Cal. Const. Art. 1, Sec. 7; 8) CA Crown/Ralph Act – Cal Ed Code § 212.1 / Civil Code §51.7; 9) CA Bane Act – Cal Civ Code § 52.1; 10) Assault; 11) Battery; 12) Negligence; 13) Intentional Infliction of Emotional Distress; Case No. 2:26-cv-05889-CAS-AJR;

		United States District Court for the Central District of California; K.W., a minor, by and through her guardian ad litem, Krystal Lopez, Plaintiff, v. Los Angeles Unified School District, et al., Defendants.
17.	Proper Law PC	Summons & Complaint for Damages; Case No. 26STCV25148; Superior Court of the State of California, County of Los Angeles; Jaice Nathanial Latito Mcillwain, a minor by and through GAL Tahona Danielle Cooper, an individual, Plaintiff, v. Los Angeles Unified School District, a public entity; and Does 1 through 50, inclusive, Defendants.
18.	Slater Slater Schulman, LLP	Summons & Complaint for Personal Injuries and Damages from Childhood Sexual Abuse; Plaintiff's Notice of Posting Jury Fees; Case No. 26STCV23001; Superior Court of California for the County of Los Angeles; John Doe A.W., an individual; Jane Doe K.L., an individual; John Doe T.W., an individual; Jane Doe J.C., an individual; Jane Doe T.C., an individual; Jane Doe K.A., Jane Doe B.H., an individual; John Doe A.R., an individual; Jane Doe C.P., an individual; Jane Doe C.D., an individual; Jane Doe S.M., an individual; Jane Doe K.W., an individual; Jane Doe D.C., an individual; John Doe D.C., an individual; and John Doe R.W., an individual, Plaintiffs, v. Los Angeles Unified School District, a public entity; Doe 1, an individual, and Does 2 through 60, and individual, inclusive, Defendants.
19.	Slater Slater Schulman, LLP	Summons & Complaint for Personal Injuries and Damages from Childhood Sexual Abuse; Childhood Sexual Abuse; Demand for Jury Trial; Case No. 26STCV23342; Superior Court of the State of California for the County of Los Angeles; John Doe C.D., an individual; John Doe A.H., an individual; John Doe A.C., an individual, Plaintiffs, v. Los Angeles Unified School District, a public entity; and Does 1 through 60, inclusive, Defendants.
20.	The Vartazarian Law Firm	Summons & Complaint: 1) General Negligence; Case No. 26CHCV01812; Superior Court of the State of California, County of Los Angeles; Ammaar Abdul by and through his GAL, Sadia Anjum, Plaintiff, v. Los Angeles Unified School District (LAUSD); and DOES 1 to 100, inclusive, Defendants.

21. Yacoubian & Powell LLP	Summons & Complaint for Damages and Causes of Action for: 1) Negligence; 2) Negligent Hiring, Retention and Supervision; 3) Negligence Per Se; 4) Sexual Harassment; 5) Title IX; 6) Dangerous Condition of Public Property; 7) Intentional Infliction of Emotional Distress; 8) Negligent Infliction of Emotional Distress; 9) Sexual Battery; 10) Assault; 11) 42 U.S.C. § 1983; 12) Gender Violence (Civ. Code § 52.4); Case No. 26SMCV04447; Superior Court of the State of California, County of Los Angeles; Hannah Slosberg, an individual, Plaintiff, v. Los Angeles Unified School District, et al., Defendants.

The recommended disposition of the following item is "Refer to Superintendent for referral to the Office of the Risk Management and Insurance Services":

No.	Received From	Type of Damage	Claimant	Date of Damage
22.	Jessica Behmanesh Jacoby & Meyers Attorney LLP	Damages	Alexander E. Haro, a minor, by and through his mother, Yanira A. Lopez	04-28-26
23.	Bob M. Cohen Cohen & Marzban Law Corp.	Damages	Allysson Espinoza	03-28-26
24.	Christina Walker	Damages	Amara Dioum	February 2026
25.	Christina Walker	Damages	Amara Dioum	02-23-26
26.	Christina Walker	Damages	Amara Dioum	08-10-24 to 06-10-26
27.	Schwarts Law, PC.	Damages	Andoni Zorbas	09-19-25
28.	Nicolas D. Swanger Parris Law Firm	Damages	Aren Kouzian	03-18-26
29.	Alicia Zarabi California Accident Firm	Damages	Brandon Forouzan	12-19-25
30.	Christine Walker	Damages	Christine Walker	08-10-24 to 06-10-26
31.	Damoun Govargiz Office of the LA City Attorney	Damages	City of Los Angeles	12-11-25
32.	Magdalena Lazaro	Damages	Eliam J. Gama Lazaro	08-13-26

33.	Cynthia Campana	Damages	Enzo Lucas Rivas-Campana	02-10-26
34.	Jazmine Gomez Downtown L.A. Law Group	Damages	Eriny Helmy	02-11-26
35.	Taylor S. Kruse Los Angeles City Law	Damages	Gabriel Ryan Bersalona	12-19-25
36.	Amanda Simmons Ambika Law, P.C.	Damages	Gerald Pope	02-04-26
37.	A.O.E. Law & Associates	Damages	Gerard Diggs	02-24-26
38.	Michael Emrani ME Lawyers, A Professional Law Company	Damages	Joseph Nimoy	03-18-26
39.	Bob M. Cohen Cohen & Marzban Law Corp.	Damages	Ma Veronica Guzman Ramirez	03-19-26
40.	Maria Gomez	Damages	Maria Gomez	07-10-26
41.	Osmundo Arguello Jaurigue Law Group	Damages	Maria Torres	03-11-26
42.	Irawati Dahrul	Damages	Muhammad Rasya Al-Ghifari	04-22-26
43.	Andrew T. Ryan The Ryan Law Group	Damages	Nathan Chavez (minor, by Javier Chavez)	03-19-26
44.	Joseph Y. Avrahamy Law Offices of Joseph Y. Avrahamy	Damages	Olga Measures	03-26-26
45.	Onon Uyerbaatar	Damages	Orkhontuul Urambayar (Angelica)	05-18-26

46.	Ruth Yah Grijalva	Damages	Priscilla Irene Yah Grijalva	03-09-26
47.	Jessica Behmanesh Jacoby & Meyers	Damages	Remy S. Jimenez, a minor, by and through his mother, Beverly M. De La Cruz Frias	04-16-26
48.	Tom Vertanous Martinian Lawyers	Damages	Sara Fatima Razmjou	06-10-26
49.	Sarai Webb	Damages	Sarai Webb	08-18-26
50.	Ariel Mayer Lion Law, PC	Damages	Skkn, Inc.	In or about May 2026
51.	Tanya Ortiz Franklin	Damages	Tanya Ortiz Franklin	02-05-26
52.	Denisse O. Gastelum Gastelum Law, APC	Damages	Yohana Munoz	12-17-25
53.	Luis Avila The California Law Office	N/A	Sofia Landeros	11-06-25
54.	Reyna Alvarado	Vehicle Damages	Alva Merida	03-18-26
55.	Chong Roh The Law Firm of Roh & Associates, Inc.	Vehicle Damages	Dunya Elina Wade	07-24-26
56.	Eric Aguero Interinsurance Exchange of the Automobile Club	Vehicle Damages	Eder Mariano	08-12-26
57.	Ivet Grigoryan Law Offices of Ivet Grigoryan	Vehicle Damages	Genrikh Petrosyan	Multiple dates provided
58.	David Sun Law Offices of David. T. Sun, A.P.C.	Vehicle Damages	George Ying Li	04-14-26

59.	Brenda Moreno Noravian Law Firm	Vehicle Damages	Gregory Surenyan	03-12-26
60.	Indelisa Cebian	Vehicle Damages	Indelisa Cebian	06-09-26
61.	Ingrid Lyte	Vehicle Damages	Ingrid Lyte	07-28-26
62.	Irene Losoya	Vehicle Damages	Irene Losoya	04-09-25
63.	Johana Cebada Acevedo	Vehicle Damages	Johana Cebada Acevedo	06-25-26
64.	LaTeesha Davis	Vehicle Damages	LaTeesha Davis	07-29-26
65.	Tiffany Stallard Mercury Insurance Company	Vehicle Damages	Mercury Insurance Company as subrogee of Susan Lyte	07-28-26
66.	Miguel Aguilar	Vehicle Damages	Miguel Aguilar	06-22-26
67.	Yolanda Hourigan	Vehicle Damages	Robert Estrella	03-20-26
68.	Robert S. Estrella Jr.	Vehicle Damages	Robert S. Estrella Jr.	03-20-26 *Amended
69.	Michael Hernandez Wawanesa Insurance	Vehicle Damages	Wawanesa Insurance a/s/o Raymundo Perez	07-04-26

Los Angeles Unified School District

333 S. Beaudry Ave., Los Angeles, CA 90017
1208 Magnolia Ave., Gardena, CA 90247
9945 Laurel Canyon Blvd., Pacoima, CA 91331

Board of Education Report

File #: Min-002-26/27, **Version:** 1 **Agenda Date:** 9/15/2026
In Control: Board of Education

Minutes for Board Approval (Min-002-26/27)

November 14, 2023, Regular Board Meeting, Including Closed Session Items, 9:00 a.m.
February 11, 2025, Regular Board Meeting, 1:00 p.m.
June 24, 2025, Special Board Meeting, Including Closed Session Items, 4:00 p.m.
October 14, 2025, Regular Board Meeting, 10:00 a.m.
June 12, 2026, Regular Board Meeting, 10:00 a.m

BOARD OF EDUCATION OF THE CITY OF LOS ANGELES
GOVERNING BOARD OF THE LOS ANGELES UNIFIED SCHOOL DISTRICT

REGULAR MEETING MINUTES
Including Closed Session Items
333 South Beaudry Avenue, Board Room
9:00 a.m., Tuesday, November 14, 2023

The Los Angeles Board of Education acting as the Governing Board of the Los Angeles Unified School District met in regular session on Tuesday, November 14, 2023, at the Administrative Offices, Board Room, 333 South Beaudry Avenue, Los Angeles, California.

Executive Officer of the Board Michael McLean called the meeting to order at 9:01 a.m.

The following Board Members were present: Dr. Rocio Rivas, Mr. Scott Schmerelson, Mr. Nick Melvoin, and Board President Jackie Goldberg.

Dr. George J. McKenna, III, arrived at 9:05 a.m.

Ms. Kelly Gonez arrived at approximately 9:20 a.m.

Ms. Tanya Ortiz Franklin was absent.

Superintendent Alberto Carvalho was present.

CLOSED SESSION ITEMS (Purpose and Authority)

Mr. McLean announced that the following items would be discussed in closed session:

1. Student Discipline Matters (Education Code Section 48918[c][f])

2. Personnel (Government Code Section 54957)

    Public Employee Discipline/Dismissal/Release

    Public Employment

        Associate General Counsel II

    Superintendent's Evaluation

3. Conference with Legal Counsel

    Pending Litigation (Government Code Section 54956.9[d][1])

        Doe, John AE v. Los Angeles Unified School District
        Los Angeles Superior Court Case No. 22STCV22267

Doe, Jane RE v. Los Angeles Unified School District
Los Angeles Superior Court Case No. 23STCV11485

Y.G. v. Los Angeles Unified School District
Los Angeles Superior Court Case No. 22SMCV02373

Taylor, Kenya v. Los Angeles Unified School District
Los Angeles Superior Court Case No. 20STCV33128

Doe, John v. Los Angeles Unified School District
Los Angeles Superior Court Case No. 20STCV13438

Melendez v. Los Angeles Unified School District
Los Angeles Superior Court Case Nos. BC635349 / B295052

4. Conference with Labor Negotiators (Government Code Section 54957.6)
Negotiator: Dr. Murphy
Employee Organizations:

Associated Administrators of Los Angeles
California School Employees Association
Los Angeles County Building and Construction Trades Council
Los Angeles School Police Association
Los Angeles School Police Management Association
Service Employees International Union, SEIU Local 99
Teamsters
United Teachers Los Angeles
District Represented Employees and Contract Management Personnel

Negotiator: Ms. Navera Reed
Unrepresented Employees:

Associate General Counsel II

PUBLIC COMMENT

The following speakers addressed the Board on the subjects indicated:

Tab 2: Personnel

Dara Yungman, Parent
Ben Caspi, Guardian Advocate for Student
Diana Guillen, Community Member
Carlos Arceo, Community Member (spoke later in the meeting)

Tab 3: Conference with Legal Counsel

David Tokofsky, Community Member

General Public Comment

Deekla Marshall, Parent	Diversity, Equity, and Inclusion
Ronen Pestes, Parent	Concerns regarding anti-semitism
Alona tal Ferraez, Parent	Concerns regarding anti-semitism
Eden Shemer, Parent	Concerns regarding anti-semitism
Leanne Deutch, Parent	Concerns regarding anti-semitism
Karla Franco, Parent	Various subjects
Netta Most Aranya, Parent	Concerns regarding anti-semitism
Alana Rotter, Parent	Concerns regarding anti-semitism
Jonathan Rotter, Parent	Concerns regarding anti-semitism
Amanda Kogan, Parent	Concerns regarding anti-semitism
Maria Daisy Ortiz, Parent	Parent committees
Monica Arrazola, Parent	Los Angeles School Police
Sara Cohen, Parent	Concerns regarding anti-semitism
Andrea Shapiro, Parent	Concerns regarding anti-semitism
Adeena Bleich, Parent	Concerns regarding anti-semitism
Esther Ravid, Parent	Concerns regarding anti-semitism
Marcela Garcia, Parent	Incident at Burbank Middle School
Jennifer Grunfield, Community Member	Concerns regarding anti-semitism

The Superintendent addressed recent unsettling incidents in the Middle East, outlining the District's efforts to provide additional resources and specific guidelines for curriculum delivery. Emphasis was placed on the importance of monitoring the implementation of the curriculum to ensure that it is presented in an age-appropriate manner and remains free from bias.

- - - -

The Board recessed the public portion of the closed session meeting at 10:09 a.m. Closed session discussion began at 10:14 a.m. and ended at 12:55 p.m. The following Board Members were present: Dr. McKenna, Dr. Rivas, Mr. Schmerelson, Mr. Melvoin, Ms. Gonez, and Ms. Goldberg.

Ms. Ortiz Franklin was absent.

- - - -

The Board reconvened the public portion of the closed session meeting at 12:58 p.m.

The following Board Members were present: Mr. Schmerelson, Mr. Melvoin, Ms. Ortiz Franklin, and Ms. Goldberg.

Dr. Rivas arrived at approximately 12:59 p.m.

Dr. McKenna and Ms. Gonez were absent.

Superintendent Carvalho was present.

Mr. McLean announced the following reportable actions as a result of the closed session discussion:

- The Board of Education approved the expulsion of students in case numbers 023-23/24, 024-23/24, 025-23/24, 026-23/24 with the recommended dispositions.

  The vote was 6 ayes, 1 absent, Ms. Ortiz Franklin.

- The Board denied enrollment of the student in case number 007A-23/24.

  The vote was 6 ayes, 1 absent, Ms. Ortiz Franklin.

- The Board approved the conditional enrollment of the student in case number 008A-23/24.

  The vote was 6 ayes, 1 absent, Ms. Ortiz Franklin.

- The Board of Education authorized the loss of confidence and demotion of 1 Certificated employee.

  The vote was 6 ayes, 1 absent, Ms. Ortiz Franklin.

- The Board of Education approved an employment agreement with Ryan Luther in the position of Associate General Counsel II with a term ending June 30, 2025. Terms and conditions will be available upon the finalization of the agreement.

  The vote was 6 ayes, 1 absent, Ms. Ortiz Franklin.

- The Board of Education authorized the settlement in the case of Doe, John AE v. Los Angeles Unified School District, Los Angeles Superior Court Case No. 22STCV22267. Terms and conditions will be available upon the finalization of the agreement.

  The vote was 6 ayes, 1 absent, Ms. Ortiz Franklin.

- The Board of Education authorized the settlement in the case of Doe, Jane RE v. Los Angeles Unified School District, Los Angeles Superior Court Case No. 23STCV11485. Terms and conditions will be available upon the finalization of the agreement.

  The vote was 6 ayes, 1 absent, Ms. Ortiz Franklin.

- The Board of Education authorized the filing of a writ of mandate in the case of Y.G. v. Los Angeles Unified School District, Los Angeles Superior Court Case No. 22SMCV02373.

  The vote was 6 ayes, 1 absent, Ms. Ortiz Franklin.

- The Board of Education authorized the settlement in the case of Doe, John v. Los Angeles Unified School District, Los Angeles Superior Court Case No. 20STCV13438. Terms and conditions will be available upon the finalization of the agreement.

  The vote was 6 ayes, 1 absent, Ms. Ortiz Franklin.

- The Board of Education authorized the filing of a petition for review with the California Supreme Court in the case of Melendez v. Los Angeles Unified School District, Los Angeles Superior Court Case Nos. BC635349 / B295052.

The vote was 6 ayes, 1 absent, Ms. Ortiz Franklin.

- The Board of Education authorized the filing of an appeal in the case of Taylor, Kenya v. Los Angeles Unified School District, Los Angeles Superior Court Case No. 20STCV33128.

  The vote was 6 ayes, 1 absent, Ms. Ortiz Franklin.

ADJOURNMENT

The meeting adjourned at 1:01 p.m.

APPROVED BY THE BOARD:

MS. JACKIE GOLDBERG PRESIDENT	MICHAEL MCLEAN EXECUTIVE OFFICER OF THE BOARD

ll

BOARD OF EDUCATION OF THE CITY OF LOS ANGELES
Governing Board of the Los Angeles Unified School District

REGULAR MEETING MINUTES
333 South Beaudry Avenue, Board Room
1208 Magnolia Avenue, Gardena, CA 90247
9945 Laurel Canyon Blvd, Pacoima, CA 91331
1:00 p.m., Tuesday, February 11, 2025

The Board of Education of the City of Los Angeles, acting as the Governing Board of the Los Angeles Unified School District, met in regular session on Tuesday, February 11, 2025, at the Los Angeles City Board of Education Administrative Offices, Board Room, 333 South Beaudry Avenue, Los Angeles, California.

Mr. Michael McLean, Executive Officer of the Board, called the meeting to order at 1:59 p.m.

Mr. Schmerelson led the Pledge of Allegiance.

The following Board Members were present: Ms. Sherlett Newbill, Dr. Rocío Rivas, Mr. Nick Melvoin, Ms. Karla Griego, Ms. Kelly Gonez, and Board President Scott Schmerelson. Ms. Tanya Ortiz Franklin was present via teleconference.

Superintendent Alberto M. Carvalho was present.

Student Board Member Anely Cortez Lopez was present.

BOARD PRESIDENT'S REPORTS

LABOR PARTNERS

Alex Orozco, Secondary Vice President, United Teachers Los Angeles (UTLA), provided comments regarding the staff currently on strike at El Camino School. Additionally, UTLA is awaiting a response from the District regarding their proposed calendar and the essential preparation time required for teachers to organize their classrooms effectively.

The following six UTLA representatives from various schools addressed the concern of insufficient funding for their programs in the upcoming year:

- William Chavez, Teacher, Wilson High School
- Mary Bain, Teacher, Banning High School
- Melissa Arias, Counselor, Garfield High School
- Drew Lewis, Teacher, Ramon Cortines VPA
- Dr. Peterson, Verdugo Hills High School
- Kevin Damato, Teacher, Roosevelt High School

Elizabeth Thomas Parker, Vice President of SEIU Local 99, addressed the issue of the recent fires in Los Angeles County and acknowledged the contributions of SEIU Local 99 members during this challenging period. She emphasized the importance of their daily work, beyond just emergencies. She

urged the Board to ensure that essential workers receive wages that exceed the poverty line, secure full-time employment, and value the commitment of district employees. Additionally, she called for the termination of subcontracting student services to external for-profit companies, advocated for full staffing in student services, and addressed the need for schools to be safe, clean, and supportive environments for all.

The following SEIU Local 99 representatives addressed the possibility of staffing reductions in the upcoming school year:

- Aaron Jackson, School Climate Advocate, Banning High School
- Monica Medrano, Early Ed Aide, Telfair Early Education Center

Maria Nichols, President of the Administrators Association Los Angeles and Teamsters Local 2010, addressed the recent developments concerning Proposition 28. She reflected on her experiences within the school system and highlighted the numerous challenges faced by administrators, particularly the limited information available during the budget development process for Prop 28 funding. Despite the allocation of funds, the results in terms of staffing and hiring were minimal. Ms. Nichols emphasized the events of the 2023-24 school year in relation to Prop 28 funding and questioned the intent of the law as well as the management of the funds by the District. She also mentioned the All Here AI program, the ongoing investigation, and the issues surrounding transparency. She called on the Board for answers to these critical issues.

- - -

Board President Schmerelson modified the Order of Business to allow for a time certain item.

- - -

BOARD MEMBER RESOLUTIONS FOR ACTION

TAB 21: Dr. Rivas, Mr. Schmerelson - ~~Community-Centered Greening Initiatives:~~ Strengthening Greening Initiatives through Community ~~Equity Through Parent Engagement and External~~ Partnerships (2025) ~~(2024)~~ (Res-038-24/25) (Noticed December 10, 2024 and Postponed from January 14, 2025) **VERSION 2**

~~Whereas, In alignment with the Los Angeles Unified School District (District) 2022-2026 Strategic Plan, Pillar 3: Engagement and Collaboration, the District is committed to fostering strong relationships and honoring diverse perspectives by engaging students, parents, and community partners in greening initiatives that center equity and inclusion;~~

~~Whereas, Consistent with Pillar 2: Joy and Wellness, the District recognizes that creating welcoming, green learning environments promotes whole-child well-being, strengthens social-emotional skills, and enhances students' ability to thrive academically and personally;~~

~~Whereas, The District is committed to increasing green space on campuses to 30% by 2035, prioritizing low-income communities and communities of color, through converting asphalt to green space, addressing soil contamination, and ensuring ADA compliance (Res 002-22/23);~~

~~Whereas, The District recognizes that strong external partnerships are critical to mitigating the financial costs of greening initiatives while amplifying their impact;~~

~~Whereas, The District acknowledges that meaningful engagement with Black and brown communities is essential to ensuring equity in greening initiatives and recognizes the need for robust, ongoing parent and community participation;~~

~~Whereas, The emerging green economy presents significant opportunities to create pathways for Black and brown students and families into sustainable, high-wage jobs that address climate challenges;~~

~~Whereas, Strong partnerships with labor organizations are essential to ensuring these pathways are accessible, lead to high-quality careers, and support family-sustaining wages; and~~

~~Whereas, Research demonstrates that community involvement in the design and implementation of green infrastructure projects is a key factor in their long-term success and sustainability; now, therefore, be it~~

Whereas, The Los Angeles Unified School District (District) is committed to community-centered greening initiatives that advance sustainability, climate resilience, and equity as demonstrated by previous resolutions, including: Transitioning LAUSD to 100% Clean, Renewable, Energy Resulting in Healthier Students and More Sustainable, Equitable, Communities (Res 018-19/20); Equitable Funding and Expansion of Green Spaces across District Campuses (Res 002-22/23); and Climate Literacy (Res-016-21/22);

Whereas, In alignment with the District 2022-2026 Strategic Plan, Pillar 2: Joy and Wellness and Pillar 3: Engagement and Collaboration, the District prioritizes strong partnerships and inclusive engagement with community organizations, parents and students in greening efforts;

Whereas, The Eco-Sustainability Office (ESO) is committed to supporting the District Strategic Plan by developing and implementing programs and policies that raise awareness of environmental stewardship and provide healthy, sustainable learning environments for all LAUSD students. Among its many responsibilities, this office plays a substantial role in developing and maintaining partnerships with non-profit organizations, labor unions, businesses, government agencies, and school communities;

Whereas, Non-profit organizations have partnered with LAUSD for decades to promote school greening, sustainability and climate resilience. The 2024 Green Schoolyards for All Plan outlines greening projects funded by state grants including 10 projects in planning/design, 2 projects under construction, and 10 projects under feasibility studies. Over the last five years, non-profit organizations have secured over $57 million to plant trees and transform 52 schoolyards throughout the District. Also, through the California Department of Forestry and Fire Prevention (CAL FIRE) non-profit organizations will partner with the District to implement 41 greening projects, expanding tree coverage, shade and learning opportunities;

Whereas, Despite their contributions, non-profit organizations leading grant-funded greening projects must cover various internal fees and services such as Owner's Authorized Representative fees, testing requirements, design reviews, and inspections. These expenses can constitute 10-20% of the total planning and construction costs of a project. For instance, seven non-profits that have secured $34 million in grant awards for the District are being

charged $3 million in fees by the District;

Whereas, The ESO is exploring funding solutions to address financial gaps arising after grants are awarded and is developing an updated "how-to" guide to streamline third-party greening project processes; and

Whereas, The ESO and Facilities Services Division (FSD) have collaborated to: (1) streamline project supervision requirements for greening projects and reduce oversight expenses; (2) develop recommendations for Design Guidelines that are tailored to school greening, and (3) consider modifications to Development Agreement language to reduce unnecessary burdens on greening partners; now, therefore, be it

~~Resolved, That the Governing Board of the Los Angeles Unified School District (Board) expresses its sincere gratitude to all community partners, parents, and students for their dedication to fostering equitable, sustainable, and thriving learning environments, and commits to accelerating efforts to strengthen these vital relationships;~~

~~Resolved further, That the Board directs the Superintendent, in collaboration with the Office of Eco-Sustainability, to invest in and strengthen external partnerships to advance greening initiatives by mitigating costs for partners through District resources, including but not limited to eligible bond funds. This includes costs associated with ADA retrofits, District staff time, project fees, and testing requirements, thereby incentivizing collaboration and maximizing the impact of greening projects. Furthermore, the Superintendent shall ensure that staffing time dedicated to these initiatives reflects the scale and complexity of each project, with a focus on streamlining processes and promoting equitable access to greening projects in underserved and marginalized communities;~~

~~Resolved further, That the District shall strengthen community engagement in greening initiatives prioritizing the leadership of Black and brown communities, by (1) expanding the Office of Eco-Sustainability to include culturally reflective and regional support systems, and (2) creating more opportunities for parent-led collaboration in school-based greening and climate resilience efforts;~~

~~Resolved further, That the Superintendent shall conduct a Green Jobs Pathways Study centered on Black and brown communities to augment partnerships with local businesses, trade unions, and educational institutions, mapping pathways into the green economy for students and families with an emphasis on creating and incentivizing opportunities that lead to high-paying careers. The study will identify emerging green sectors, such as renewable energy and sustainable construction, among others, and align existing District programs to enhance career readiness by expanding pilot initiatives and partnerships that provide internships, apprenticeships, and certifications; and, be it finally~~

~~Resolved, That the Superintendent shall present to the Board within 90 days a comprehensive plan outlining the steps, timelines, and responsible parties for implementing the directives in this resolution, including clear, measurable benchmarks and goals to assess progress.~~

Resolved, That the Governing Board of the Los Angeles Unified School District (Board) recognizes the vital role of non-profit organizations in creating sustainable and equitable learning environments for all students, and commits to strengthening and expanding partnerships within this sector;

Resolved further, That the Board directs the Superintendent to remove internal fees for non-profit organizations that lead District school greening projects regardless of funding source. Where feasible, up to $3 million in District resources, including eligible bond funds, will be allocated to cover costs such as: Owner's Authorized Representative fees; project fees; ADA retrofits; District staff time; testing; design reviews; and inspections;

Resolved further, That the Board directs the Superintendent to develop an implementation plan defining eligibility criterion for non-profit organizations and projects. The plan will describe strategies to remove and/or mitigate fees, such as fee waivers, returning or reimbursing costs for fees that non-profit organizations have already paid, reclassifying internal fees as in-kind contributions, and precluding the upfront payment of fees; and, be it finally

Resolved, That the Board directs the Superintendent to present to the Greening Schools and Climate Resilience Committee a comprehensive plan for fee removal and a progress report on potential funding options to support third-party greening projects, within 120 days. The District will also provide a progress report on (1) the District's "how-to" guide for greening projects requirements; (2) recommendations to streamline project supervision requirements and reduce oversight expenses; (3) development of school greening-specific Design Guidelines; and (4) potential modification to Development Agreements to reduce unnecessary burdens on greening partners.

Remarks were heard from Dr. Rivas regarding the resolution.

Remarks were heard from Mr. Schmerelson regarding the resolution.

Dr. Rivas submitted the following:

Amendment to be inserted after the third Whereas:

Whereas, Historically underserved communities of color have been disproportionately impacted by climate change and environmental hazards, and, despite being frontline communities that face compounded impacts from urban heat islands, poor air quality, and limited access to green spaces, have often been excluded from environmental justice movements and decision-making processes;

Amendment to the first Resolved:

Resolved, That the Governing Board of the Los Angeles Unified School District (Board) recognizes the vital role of non-profit organizations in creating sustainable and equitable learning environments for all students, and commits to strengthening and expanding partnerships within this sector including organizations that have developed relationships with communities that have been historically underserved and negatively impacted by climate change and environmental hazards;

Amendment to insert after the third Resolved:

Resolved further, That for grant-funded partner greening projects, the District will prioritize the review of these projects and ensure that they begin construction on time to meet grant deadlines.

In order to accomplish this, the District will utilize an efficient review process for all submittals including a 10-day review time as outlined in department guidelines;

Amendment to insert after the fourth Resolved:

Resolved further, That the Board directs the Superintendent to present to the Greening Schools and Climate Resilience Committee a comprehensive plan for fee removal and a progress report on potential funding options to support third-party greening projects, within ~~120~~ 60 days. The District will also provide a progress report on (1) the District's "how-to" guide for greening projects requirements; (2) recommendations to streamline project supervision requirements and reduce oversight expenses; (3) development of school greening-specific Design Guidelines; and (4) potential modification to Development Agreements to reduce unnecessary burdens on greening partners~~.~~; and, be it finally

Mr. Schmerelson submitted the following:

Amendment to insert as the last Resolved:

Resolved, That the Board directs the Superintendent to take all necessary steps to hire staff for the Eco-Sustainability Office up to the maximum number of positions allocated in the approved funding allocation. This measure ensures that the office has the necessary resources to effectively fulfill its mission and provide service to our District staff, school communities and greening partners. The Superintendent or designee shall provide biannual reports to the School Greening and Climate Resilience Committee on hiring progress, including any challenges or delays. If full staffing is not achieved, the District must state the reasons and any mitigating actions being taken.

Dr. Rivas introduced the following individuals who spoke in support of the resolution:

- Tori Kjer, from the Los Angeles Neighborhood Land Trust, and The Los Angeles Living Schoolyards Coalition
- Eduardo Aguirre, Parent

Dr. Rivas submitted an additional amendment to the second Resolved:

Resolved further, That the Board directs the Superintendent to remove internal fees for non-profit organizations that lead District school greening projects regardless of funding source. Where feasible and legally allowable, up to $3 million in District resources, including eligible bond funds, will be allocated to cover costs such as: Owner's Authorized Representative fees; project fees; ADA retrofits; District staff time; testing; design reviews; and inspections;

Ms. Gonez moved that the resolution (Version 2) with amendments be adopted.

Ms. Griego seconded the motion.

The following individuals addressed the Board:

- Luis Lopez, Alliance for a Better Community
- Bevin Ashenmiller, Occidental College
- Maria Sanchez, Parent

- Marc Krauze, Community Member
- Arelia Valdivia, Reclaim our Schools Los Angeles
- Mikaela Randolph, Parent
- Maria Martinez, Grandparent of student
- Elizabeth Hernandez, Parent
- Rosten Woo, Parent
- Antonieta Garcia, Parent
- Lake Sharp, Parent
- Stephanie Maynetto, Parent
- Audrey Lieberstein, Parent

Ms. Griego, Ms. Gonez, Ms. Ortiz Franklin, Ms. Newbill, Mr. Melvoin, and Ms. Cortez Lopez expressed their support for the resolution.

Dr. Rivas responded to questions from Ms. Ortiz Franklin and Mr. Melvoin.

Kriztina Tokes, Chief Facilities Executive, Christos Chrysiliou, Chief Eco-Sustainability Officer, and Pedro Salcido, Deputy Superintendent, Business and Operations, responded to questions from Mr. Melvoin.

Ms. Tokes responded to questions from Dr. Rivas and Ms. Gonez.

Remarks were heard from the Superintendent and Mr. Schmerelson.

After discussion and on roll call vote, the resolution was adopted as amended, 7 ayes.

Ms. Cortez Lopez recorded an advisory vote of aye.

The final version of the resolution reads as follows:

> Dr. Rivas, Mr. Schmerelson, Mr. Melvoin, Ms. Griego, Ms. Gonez - Strengthening Greening Initiatives through Community Partnerships (2025) (Res-038-24/25) (Noticed December 10, 2024 and Postponed from January 14, 2025)
>
> Whereas, The Los Angeles Unified School District (District) is committed to community-centered greening initiatives that advance sustainability, climate resilience, and equity as demonstrated by previous resolutions, including: Transitioning LAUSD to 100% Clean, Renewable, Energy Resulting in Healthier Students and More Sustainable, Equitable, Communities (Res 018-19/20); Equitable Funding and Expansion of Green Spaces across District Campuses (Res 002-22/23); and Climate Literacy (Res-016-21/22);
>
> Whereas, In alignment with the District 2022-2026 Strategic Plan, Pillar 2: Joy and Wellness and Pillar 3: Engagement and Collaboration, the District prioritizes strong partnerships and inclusive engagement with community organizations, parents and students in greening efforts;
>
> Whereas, The Eco-Sustainability Office (ESO) is committed to supporting the District Strategic Plan by developing and implementing programs and policies that raise awareness of environmental stewardship and provide healthy, sustainable learning environments for all LAUSD students. Among its many responsibilities, this office plays a substantial role in

developing and maintaining partnerships with non-profit organizations, labor unions, businesses, government agencies, and school communities;

Whereas, Historically underserved communities of color have been disproportionately impacted by climate change and environmental hazards, and, despite being frontline communities that face compounded impacts from urban heat islands, poor air quality, and limited access to green spaces, have often been excluded from environmental justice movements and decision-making processes;

Whereas, Non-profit organizations have partnered with LAUSD for decades to promote school greening, sustainability and climate resilience. The 2024 Green Schoolyards for All Plan outlines greening projects funded by state grants including 10 projects in planning/design, 2 projects under construction, and 10 projects under feasibility studies. Over the last five years, non-profit organizations have secured over $57 million to plant trees and transform 52 schoolyards throughout the District. Also, through the California Department of Forestry and Fire Prevention (CAL FIRE) non-profit organizations will partner with the District to implement 41 greening projects, expanding tree coverage, shade and learning opportunities;

Whereas, Despite their contributions, non-profit organizations leading grant-funded greening projects must cover various internal fees and services such as Owner's Authorized Representative fees, testing requirements, design reviews, and inspections. These expenses can constitute 10-20% of the total planning and construction costs of a project. For instance, seven non-profits that have secured $34 million in grant awards for the District are being charged $3 million in fees by the District;

Whereas, The ESO is exploring funding solutions to address financial gaps arising after grants are awarded and is developing an updated "how-to" guide to streamline third-party greening project processes; and

Whereas, The ESO and Facilities Services Division (FSD) have collaborated to: (1) streamline project supervision requirements for greening projects and reduce oversight expenses; (2) develop recommendations for Design Guidelines that are tailored to school greening, and (3) consider modifications to Development Agreement language to reduce unnecessary burdens on greening partners; now, therefore, be it

Resolved, That the Governing Board of the Los Angeles Unified School District (Board) recognizes the vital role of non-profit organizations in creating sustainable and equitable learning environments for all students, and commits to strengthening and expanding partnerships within this sector including organizations that have developed relationships with communities that have been historically underserved and negatively impacted by climate change and environmental hazards;

Resolved further, That the Board directs the Superintendent to remove internal fees for non-profit organizations that lead District school greening projects regardless of funding source. Where feasible and legally allowable, up to $3 million in District resources, including eligible bond funds, will be allocated to cover costs such as: Owner's Authorized Representative fees; project fees; ADA retrofits; District staff time; testing; design reviews; and inspections;

Resolved further, That the Board directs the Superintendent to develop an implementation plan defining eligibility criterion for non-profit organizations and projects. The plan will describe

strategies to remove and/or mitigate fees, such as fee waivers, returning or reimbursing costs for fees that non-profit organizations have already paid, reclassifying internal fees as in-kind contributions, and precluding the upfront payment of fees;

Resolved further, That for grant-funded partner greening projects, the District will prioritize the review of these projects and ensure that they begin construction on time to meet grant deadlines. In order to accomplish this, the District will utilize an efficient review process for all submittals including a 10-day review time as outlined in department guidelines;

Resolved further, That the Board directs the Superintendent to present to the Greening Schools and Climate Resilience Committee a comprehensive plan for fee removal and a progress report on potential funding options to support third-party greening projects, within 60 days. The District will also provide a progress report on (1) the District's "how-to" guide for greening projects requirements; (2) recommendations to streamline project supervision requirements and reduce oversight expenses; (3) development of school greening-specific Design Guidelines; and (4) potential modification to Development Agreements to reduce unnecessary burdens on greening partners; and, be it finally

Resolved, That the Board directs the Superintendent to take all necessary steps to hire staff for the Eco-Sustainability Office up to the maximum number of positions allocated in the approved funding allocation. This measure ensures that the office has the necessary resources to effectively fulfill its mission and provide service to our District staff, school communities and greening partners. The Superintendent or designee shall provide biannual reports to the School Greening and Climate Resilience Committee on hiring progress, including any challenges or delays. If full staffing is not achieved, the District must state the reasons and any mitigating actions being taken.

The Board temporarily paused the meeting to facilitate the taking of photographs of the Greening and Climate Resilience Committee Members.

- - -

Board President Schmerelson modified the Order of Business to allow for another time certain item.

- - -

TAB 24: Mr. Melvoin, Ms. Gonez - Celebrating our Emergency Responders (Res-051-24/25) (Waiver of Board Rule 72) **VERSION 2**

Whereas, The Palisades fire and the Eaton fire broke out on January 7, 2025 and caused road closures, power outages, and mandatory evacuation orders for surrounding areas. Together, these wildfires scorched over 34,000 acres, destroying thousands of homes and damaging Los Angeles Unified School District (District) schools and property;

Whereas, Along with the Palisades fire and the Eaton fire, the Hurst fire in Sylmar and additional fires in the Hollywood hills and elsewhere have displaced families and students. More than 170,000 people were under mandatory evacuation notices;

Whereas, These wildfires have damaged dozens of school buildings and have displaced thousands of students, families, and District staff–many of whom were evacuated and

tragically lost their homes;

Whereas, More than 400,000 people in and around Los Angeles lost power due to the wildfires, high wind, and proactive shutoffs, adding further disruption and difficulty;

Whereas, In the wake of the wildfires, the District closed schools starting Wednesday, January 8 due to poor air quality resulting from the fires. Students and staff were evacuated thanks to the heroic efforts of our School Bus Drivers and first responders. Schools remained closed on Thursday and Friday;

Whereas, Food Services provided student meals via a Grab & Go sites to ensure impacted students and families could access essential food resources during the emergency;

Whereas, Starting on Monday, January 13, the District began to reopen schools representing a momentous return to normalcy in the wake of unimaginable turmoil and upheaval caused by the wildfires;

Whereas, Extensive work was needed to prepare schools for a safe reopening, including but not limited to replacing air filters, checking HVAC systems, clearing up debris, wiping down tables and chairs, and much more;

Whereas, Schools were safely reopened thanks to the tireless work of District employees and staff including members of Teamsters Local 572, SEIU Local 99, UTLA, AALA, CSEA, Building Trades and Construction, and School Police; and

Whereas, Thanks to the teachers and paraeducators who returned to classrooms, classified and certificated substitutes who helped provide coverage for displaced employees, the countless individuals who worked around the clock over the weekend including administrators, as well as school police, first responders and bus drivers, and local authorities who ensured the safety of school communities, the District was able to restore regular school schedules and instruction; now; therefore be it

Resolved, That the Governing Board of the Los Angeles Unified School District hereby recognizes and acknowledges the tireless and courageous work of our essential workers and District employees who remained committed to our schools in the face of the destructive wildfires in Los Angeles to ensure schools were safe and clean for students; and, be it finally

Resolved, That the District will provide resources for families and employees impacted by the wildfires including transportation support, housing assistance, and childcare. Those in need can access the District's Family and Community Recovery Guide and Resources Flyer to learn more and access services.

Mr. Melvoin submitted the following:

Amendment to the fifth Whereas:

Whereas, In the wake of the wildfires, the District closed schools starting Wednesday, January due to poor air quality resulting from the fires. Students and staff were evacuated thanks to the heroic efforts of our school and operations staff who got everyone safely onto the buses, and our

School Bus Drivers and first responders who safely evacuated everyone from the school sites. Schools remained closed on Thursday and Friday;

Amendment to the last Resolved:

Whereas, Thanks to the teachers and ~~paraeducators~~ paraprofessionals who returned to classrooms, classified and certificated substitutes who helped provide coverage for displaced employees, the countless individuals who worked around the clock over the weekend including administrators, as well as school police, first responders and bus drivers, and local authorities who ensured the safety of school communities, the District was able to restore regular school schedules and instruction; now; therefore be it

The following individuals addressed the Board:

- Maria Luisa Palma, Oleada, Inc.
- Adriana Salazar Avila, Teamsters, Local 572
- Maria Daisy Ortiz, Community Member

Mr. Melvoin provided comments regarding the resolution.

Ms. Gonez provided comments regarding the resolution.

Board members, Ms. Cortez Lopez, and Superintendent Carvalho expressed their support for the resolution and extended their gratitude to everyone who assisted schools, students, and communities during the wildfires.

Ms. Gonez moved a waiver of Board Rule 72 to allow for action on the item. Mr. Schmerelson seconded the motion.

On roll call vote, the motion passed, 7 ayes. Ms. Cortez Lopez recorded an advisory vote of aye.

Ms. Gonez moved that the resolution (Version 2) with amendments be adopted.

Mr. Melvoin seconded the motion.

On roll call vote, the resolution was adopted as amended, 7 ayes.

Ms. Cortez Lopez recorded an advisory vote of aye.

The final version of the resolution reads as follows:

Mr. Melvoin, Ms. Gonez, Ms. Newbill, Dr. Rivas, Mr. Schmerelson, Ms. Lopez - Celebrating our Emergency Responders (Res-051-24/25) (Waiver of Board Rule 72)

Whereas, The Palisades fire and the Eaton fire broke out on January 7, 2025 and caused road closures, power outages, and mandatory evacuation orders for surrounding areas. Together, these wildfires scorched over 34,000 acres, destroying thousands of homes and damaging Los Angeles Unified School District (District) schools and property;

Whereas, Along with the Palisades fire and the Eaton fire, the Hurst fire in Sylmar and additional

fires in the Hollywood hills and elsewhere have displaced families and students. More than 170,000 people were under mandatory evacuation notices;

Whereas, These wildfires have damaged dozens of school buildings and have displaced thousands of students, families, and District staff–many of whom were evacuated and tragically lost their homes;

Whereas, More than 400,000 people in and around Los Angeles lost power due to the wildfires, high wind, and proactive shutoffs, adding further disruption and difficulty;

Whereas, In the wake of the wildfires, the District closed schools starting Wednesday, January 8 due to poor air quality resulting from the fires. Students and staff were evacuated thanks to the heroic efforts of our school and operations staff who got everyone safely onto the buses, and our School Bus Drivers and first responders who safely evacuated everyone from the school sites. Schools remained closed on Thursday and Friday;

Whereas, Food Services provided student meals via a Grab & Go sites to ensure impacted students and families could access essential food resources during the emergency;

Whereas, Starting on Monday, January 13, the District began to reopen schools representing a momentous return to normalcy in the wake of unimaginable turmoil and upheaval caused by the wildfires;

Whereas, Extensive work was needed to prepare schools for a safe reopening, including but not limited to replacing air filters, checking HVAC systems, clearing up debris, wiping down tables and chairs, and much more;

Whereas, Schools were safely reopened thanks to the tireless work of District employees and staff including members of Teamsters Local 572, SEIU Local 99, UTLA, AALA, CSEA, Building Trades and Construction, and School Police; and

Whereas, Thanks to the teachers and paraprofessionals who returned to classrooms, classified and certificated substitutes who helped provide coverage for displaced employees, the countless individuals who worked around the clock over the weekend including administrators, as well as school police, first responders and bus drivers, and local authorities who ensured the safety of school communities, the District was able to restore regular school schedules and instruction; now; therefore be it

Resolved, That the Governing Board of the Los Angeles Unified School District hereby recognizes and acknowledges the tireless and courageous work of our essential workers and District employees who remained committed to our schools in the face of the destructive wildfires in Los Angeles to ensure schools were safe and clean for students; and, be it finally

Resolved, That the District will provide resources for families and employees impacted by the wildfires including transportation support, housing assistance, and childcare. Those in need can access the District's Family and Community Recovery Guide and Resources Flyer to learn more and access services.

- - -
Board President Schmerelson modified the Order of Business to allow for the Superintendent's Reports.
- - -

SUPERINTENDENT'S REPORTS

RETIREMENT RECOGNITION OF VERONICA ARREGUIN

Mr. Schmerelson expressed his thanks to Ms. Veronica Arreguin, Chief Strategy Officer, for her years of service.

Superintendent Carvalho provided comments regarding Ms. Arreguin, highlighting her contributions and leadership qualities. He extended his best wishes to her.

Ms. Gonez, Mr. Schmerelson, Dr. Rivas, Mr. Melvoin, Ms. Newbill, Ms. Griego, and Ms. Cortez Lopez expressed their gratitude to Ms. Arreguin.

Ms. Arreguin also delivered remarks, after which, she was presented with the traditional school bell.

- - -
Board President Schmerelson resumed the Order of Business.
- - -

BOARD PRESIDENT'S REPORTS (continued)

COMMITTEE CHAIR REPORTS

Mr. Schmerelson reported on the January 22, 2025, Special Education Committee.

Dr. Rivas reported on the January 8, 2025, Committee of the Whole.

Mr. Melvoin reported on the January 28, 2025, Procurement/Facilities Committee.

STUDENT BOARD MEMBER REPORT

Ms. Cortez Lopez reported on the January 21, 2025, Superintendent's Student Advisory Council.

- - -
Board President Schmerelson modified the Order of Business to allow for general public comment.
- - -

PUBLIC COMMENT

The following speakers addressed the Board on the subjects indicated:

• Joshshae Henderson, Student	Black Student Achievement Plan (BSAP)
• Emmanuel Nawalzie, Student	BSAP
• Sachi Yimomora, Student	BSAP
• Devin Beard, Student	BSAP
• Emily Vazquez, Student	BSAP
• Ian Kirksey, Students Deserve	BSAP
• Diana Guillen, Parent	Lack of parent input regarding Union contracts
• Anthony Davis, Educator	BSAP
• Eric White, Parent	Fight for the right to protect black students
• Gypsie Vasquez Ayala, Aspire Public Schools	Aspire Public Schools Los Angeles
• Tre'niece Thomas, Student	BSAP
• Amir Casimir, LAUSD Alumni	School co-locations, and BSAP
• Eddie Velasco, Student	Mental health services in schools
• Cheryl Kono, Psychiatric Social Worker	Mental health services in schools
• Carmella White, Psychiatric Social Worker	Funding for more Psychiatric Social Workers

- - -

Board President Schmerelson resumed the Order of Business.

- - -

CONSENT ITEMS

Mr. Schmerelson outlined the procedure for the consent calendar.

Items for action below to be adopted by a single vote:

NEW BUSINESS FOR ACTION:

TAB 3. BOARD OF EDUCATION REPORT NO. 141-24/25
Approval of Facilities Contract Actions

TAB 5. BOARD OF EDUCATION REPORT NO. 167-24/25
Adoption of Resolution to Make Certain Determinations and Findings Pursuant to California Government Code §4217.10 Et Seq. and Authorize Entering into Energy Services Contracts with Energy Contractors for 21 Solar Photovoltaic Projects

Later in the meeting, Mr. McLean read the public hearing statement.

TAB 6. BOARD OF EDUCATION REPORT NO. 190-24/25
Define and Approve Three Projects to Provide Critical Replacements and Upgrades of School Building/Site Systems and Components and Amend the Facilities Services Division Strategic Execution Plan (SEP) to Incorporate Therein

TAB 7. BOARD OF EDUCATION REPORT NO. 198-24/25
Define and Approve 11 Board District Priority and Region Priority Projects and Amend the Facilities Services Division Strategic Execution Plan to Incorporate Therein

TAB 8. BOARD OF EDUCATION REPORT NO. 199-24/25
Consideration of Street Lighting Maintenance Assessment for the 112th Street & Central Avenue Lighting District

TAB 9. BOARD OF EDUCATION REPORT NO. 200-24/25
Consideration of Street Lighting Maintenance Assessment for the 112th Street & Compton Avenue Lighting District

TAB 10. BOARD OF EDUCATION REPORT NO. 204-24/25
Define and Approve Six Sustainable Environment Enhancement Developments for Schools (SEEDS) Projects and Amend the Facilities Services Division Strategic Execution Plan to Incorporate Therein

TAB 11. BOARD OF EDUCATION REPORT NO. 188-24/25
Donations of Money to the District

TAB 12. BOARD OF EDUCATION REPORT NO. 189-24/25
Report of Cash Disbursements, Request to Reissue Expired Warrants and Report of Corporate Credit Card Charges

TAB 13. BOARD OF EDUCATION REPORT NO. 178-24/25
Approval of Routine Personnel Actions

TAB 14. BOARD OF EDUCATION REPORT NO. 179-24/25
Approval of Non-Routine Personnel Actions

TAB 15. BOARD OF EDUCATION REPORT NO. 180-24/25
Provisional Internship Permits

TAB 16. BOARD OF EDUCATION REPORT NO. 181-24/25
March 15 Notices to Administrators

TAB 17. BOARD OF EDUCATION REPORT NO. 192-24/25
Approval of the Renewal Petition for Discovery Charter Preparatory 2

Later in the meeting, Mr. McLean read the public hearing statement.

TAB 18. BOARD OF EDUCATION REPORT NO. 193-24/25
Approval of the Renewal Petition for Montague Charter Academy for the Arts and Sciences

Later in the meeting, Mr. McLean read the public hearing statement.

TAB 19. BOARD OF EDUCATION REPORT NO. 194-24/25
Approval of the Renewal Petition for Watts Learning Center

Later in the meeting, Mr. McLean read the public hearing statement.

CORRESPONDENCE AND PETITIONS

TAB 25. Report of Correspondence including Williams Uniform Complaint Quarterly Report Summary (ROC-008-24/25)

Later in the meeting, Mr. McLean read the public hearing statement.

MINUTES FOR BOARD APPROVAL

TAB 26. Minutes for Board Approval (Min-004-24/25)

MISCELLANEOUS BUSINESS

TAB 30. Motion to Adopt a Revised 2024-2025 Committee Schedule (049-24/25)

PUBLIC NOTICE OF BARGAINING UNION INITIAL PROPOSALS

Initial bargaining proposals are made public before negotiations begin.

TAB 1: United Teachers Los Angeles (UTLA) Initial Articles for Sunshine February 11, 2025 (UIP-003-24/25)

TAB 31. Los Angeles School Police Management Association (Unit H) Initial Bargaining Proposals for 2025 Successor Negotiations (UIP-004-24/25)

TAB 32. Los Angeles/Orange Counties Building and Construction Trades Council Initial Bargaining Proposals for 2025 Successor Negotiations (UIP-005-24/25)

The following item was withdrawn at the request of the petitioner:

TAB 20. Board of Education Report No. 195-24/25
Denial of the Proposed New Charter Petition for Future is Now Career Technical Education Preparatory

The following resolution was withdrawn:

TAB 22. Mr. Melvoin - It Takes a Village: Expanding LA Unified's Housing Efforts (Res-040-24/25) (Noticed January 14, 2025)

Whereas, Los Angeles is experiencing a housing crisis, and skyrocketing rents and home prices are leading to higher costs of living and increasing levels of homelessness. The Affordable Housing Outcomes Report presented to the Los Angeles County Board of Supervisors in September 2023, found that the County lacks over 500,000 affordable homes to meet the current demand among renter households at or below 50 percent of the area median income;

Whereas, Los Angeles Unified School District (District) employees commute long distances to serve our students while seeking reasonably priced rentals and homes outside District boundaries;

Whereas, The District operates 1,200 schools and centers and owns 21,000 buildings—more than 78 million square feet—and 6,400 acres or 10 square miles of land;

Whereas, The District has underutilized assets including closed schools or other facilities, former agricultural land, and portions of school sites with excess storage;

Whereas, Joint occupancy and other legal vehicles allow the District to enter into public-private partnerships to leverage underutilized assets for the purpose of providing value to the District;

Whereas, Starting in 2015, the District has utilized specific District-owned properties to provide 185 units of affordable family housing—with preference given to District staff and employees—at Sage Park in Gardena, Selma Community Housing in Hollywood, and Norwood Learning Village in Los Angeles;

Whereas, Currently, over 7,000 District employees are on the waitlist for housing at the three existing projects;

Whereas, Providing employee housing will help make the District an employer of choice by helping attract and retain qualified teachers and staff, reducing commute times to and from work which has a positive impact on the environment, and alleviating the regional housing shortage;

Whereas, In September 2016, The Governing Board of the Los Angeles Unified School District unanimously passed "Exploring Options to Develop Workforce Housing in Sun Valley for Employees of the Los Angeles Unified School District" which directed the Superintendent to study the development of additional workforce housing;

Whereas, In March 2017, the Facilities and Audit Committee received a presentation entitled, "Using Underutilized Assets to Address District Goals and Priorities;"

Whereas, In November 2018, the Board passed "Increasing Opportunities and Supports for Our Homeless Students and Families" in order to support students and families experiencing homelessness;

Whereas, In June 2020, The Superintendent presented a Real Estate Evaluation detailing the 21,000 District owned buildings across 6,400 acres of land. The goal was to develop 2,000 units of housing for LA Unified employees, including teachers;

Whereas, In November 2020, the Superintendent recommended that the Board approve the issuance of Request for Proposals (RFPs) seeking proposals for the sale, lease, exchange, or other disposal of three District properties and consider proposals for employee housing at 10 vacant District properties;

Whereas, In June 2021, the District launched a new effort to provide affordable housing which would allow District teachers, staff and families to live in the communities they serve. The Board authorized $1.5 million from the General Fund to conduct due diligence activities for the purpose of identifying options to provide affordable employee housing;

Whereas, In Fall 2023, the District released a Request for Expression of Interest (REI) for the development and financing of housing for District employees and families. It garnered responses from development firms and financial institutions willing to support the District's housing initiative. The below preliminary sites identified in the REI included nine District owned sites that were vacant and/or underutilized and not part of a school:

- Paved parking lot located at 4523 Exposition Blvd. Los Angeles, CA 90016;
- Vacant parcel adjacent to Vista Hermosa Park;
- Vacant lot located at the intersection of Shoup Ave. and Collins St.;
- Multiple portable buildings and parking lot located at 1049 N. Fairfax Ave. West Hollywood, CA 90046;
- Vacant paved lot located at 2726 Francis Ave. Los Angeles, CA 90005;
- Vacant paved lot located at 644 E 56th St. Los Angeles, CA 90011;
- Vacant paved lot located at 234 E 112th St. Los Angeles, CA 90061;
- Vacant 3-story medical building, surface parking, and storage building located at 10339 Balboa Blvd. Granada Hills, CA 91344; and
- Vacant unimproved lot located at 4315 New York Ave. Los Angeles, CA 90022

Whereas, In November 2023, a Community Briefing was held to discuss the District's initiative regarding affordable housing and preview the survey to assess housing heeds;

Whereas, In May 2024, the District surveyed employees and families to gauge interest in a range of housing options. Data from the survey is meant to support the District's efforts to potentially repurpose underutilized real estate assets to provide housing that is more affordable for employees and families;

Whereas, In October 2024, the Facilities and Procurement committee heard an update on the District's Housing Initiative; and

Whereas, Despite the extensive timeline and current demand for housing, the District has not yet released RFPs for workforce housing for over a decade and can't say with certainty when they will be released; now, therefore be it

Resolved, At the Committee of the Whole meeting on January 28, 2025, the Los Angeles Unified School District shall present to the Governing Board of the Los Angeles Unified School District and the public the following:

- Data collected from the Housing Survey and appropriate analysis;
- Plan to solicit proposals by June 1, 2025, for the nine vacant and/or underutilized sites identified in the REI to create additional affordable workforce housing units;
- Timeline of key dates and activities from now through the proposed completion of the aforementioned units; and, be it finally

Resolved, That the District shall provide quarterly reports to the Board outlining progress towards the development of employee housing units until they are completed.

Speakers addressed the Board on the following items on the consent calendar:

BOARD OF EDUCATION REPORT NO. 167-24/25
Adoption of Resolution to Make Certain Determinations and Findings Pursuant to California Government Code §4217.10 Et Seq. and Authorize Entering into Energy Services Contracts with

Energy Contractors for 21 Solar Photovoltaic Projects

Mr. McLean read the following public hearing statement:

Before action is taken on Board Report 167-24/25, a public hearing must be held. This constitutes a public hearing on Board Report 167-24/25, and a maximum of 15 individuals who wish to address the Board on the item will be heard. Those who wish to speak should sign up online. Speakers will be called by name.

The following individual addressed the Board:

- David Tokofsky, Community Member

BOARD OF EDUCATION REPORT NO. 178-24/25
Approval of Routine Personnel Actions

- Dr. Peter Watts, Watts of Power Foundation
- Megan Bart, Educators for Excellence
- Dr. Laura McGowan-Robinson, Diversity in Leadership Institute
- Krystle, Middle School Teacher
- Javier Guzman, Center for Powerful Public Schools
- Mayra Lara, EdTrust-West

BOARD OF EDUCATION REPORT NO. 192-24/25
Approval of the Renewal Petition for Discovery Charter Preparatory 2

Mr. McLean read the following public hearing statement:

Before action is taken on Board Report 192-24/25, Approval of the Renewal Petition for Discovery Charter Preparatory 2, a public hearing must be held. This constitutes a public hearing on Board Report 192-24/25, and a maximum of 15 individuals who wish to address the Board on the item will be heard. Those who wish to speak should sign up online. Speakers will be called by name.

Speakers on this item waived their time to speak.

BOARD OF EDUCATION REPORT NO. 193-24/25
Approval of the Renewal Petition for Montague Charter Academy for the Arts and Sciences

Mr. McLean read the following public hearing statement:

Before action is taken on Board Report 193-24/25, Approval of the Renewal Petition for Montague Charter Academy for the Arts and Sciences, a public hearing must be held. This constitutes a public hearing on Board Report 193-24/25, and a maximum of 15 individuals who wish to address the Board on the item will be heard. Those who wish to speak should sign up online. Speakers will be called by name.

Speakers on this item waived their time to speak.

BOARD OF EDUCATION REPORT NO. 194-24/25
Approval of the Renewal Petition for Watts Learning Center

Mr. McLean read the following public hearing statement:

Before action is taken on Board Report 194-24/25, Approval of the Renewal Petition for Watts Learning Center, a public hearing must be held. This constitutes a public hearing on Board Report 194-24/25, and a maximum of 15 individuals who wish to address the Board on the item will be heard. Those who wish to speak should sign up online. Speakers will be called by name.

The following individuals addressed the Board:

- Nicole Petersen, Parent
- David Tokofsky, Community Member

The remaining speakers on this item waived their time to speak.

REPORT OF CORRESPONDENCE INCLUDING WILLIAMS UNIFORM COMPLAINT QUARTERLY REPORT SUMMARY (ROC-008-24/25)

Mr. McLean read the following public hearing statement:

Before action is taken on the Report of Correspondence including the Williams Uniform Complaint Quarterly Report Summary, a public hearing must be held.

This constitutes a public hearing on the report, and a maximum of 15 individuals who wish to address the Board on this item will be heard. Those who wish to speak and have not already signed up should sign up online. Speakers will be called by name.

The following individuals addressed the Board:

- Diana Guillen, Parent
- David Tokofsky, Community Member
- Maria Luisa Palma, Oleada, Inc.
- Norma Gonzalez, Parent
- Maria Daisy Ortiz, Community Member
- Maria Duran, Parent

Mr. Melvoin moved that the Consent Items be adopted. Mr. Schmerelson seconded the motion.

On roll call vote, the Consent Items were adopted. The vote was 6 ayes, 1 absent, Ms. Gonez.

NEW BUSINESS FOR ACTION

TAB 2. BOARD OF EDUCATION REPORT NO. 142-24/25
Approval of Procurement Actions

The following speaker addressed the Board:

- David Tokofsky, Community member

Soheil Katal, Chief Information Officer, responded to questions from Dr. Rivas.

Mr. Melvoin moved that the report be adopted. Ms. Newbill seconded the motion.

On roll call vote, the report was adopted, 5 ayes, 2 absent, Ms. Griego and Ms. Gonez.

Ms. Cortez Lopez recorded an advisory vote of aye.

Later in the meeting Ms. Griego recorded an aye vote.

The final vote was 6 ayes, 1 absent, Ms. Gonez.

TAB 4. BOARD OF EDUCATION REPORT NO. 166-24/25
Define and Approve 21 projects to provide solar photovoltaic systems (PV Projects) and Amend the Facilities Services Division Strategic Execution Plan to Incorporate Therein

Christos Chrysiliou, Chief Eco-Sustainability Officer, responded to questions from Ms. Newbill and Dr. Rivas.

Mr. Schmerelson moved that the report be adopted. Ms. Newbill seconded the motion.

On roll call vote, the report was adopted, 6 ayes, 1 absent, Ms. Gonez.

Ms. Cortez Lopez recorded an advisory vote of aye.

The following speaker addressed the Board:

- Lauren Ahkiam, Community Member

BOARD MEMBER RESOLUTIONS FOR ACTION (continued)

TAB 23. Ms. Newbill - Celebration of Black History Month 2025 (Res-043-24/25) (Noticed January 14, 2025) **VERSION 2**

Whereas, Black History Month, or National African American History Month, is an annual celebration of achievements by Black Americans and a time for recognizing the central role of African Americans in United States history;

Whereas, Dr. Carter G. Woodson, a Harvard trained historian, like W.E.B. DuBois before him, believed that truth would not be denied and that reason would prevail over prejudice, and as a result announced "Negro History Week" in 1925 to raise awareness of the contributions of African Americans;

Whereas, It is commonly stated that Dr. Carter G. Woodson selected February as the month to host "Negro History Week" because it encompasses the birthdays of two great Americans who played a prominent role in shaping Black history, namely Abraham Lincoln and

Frederick Douglass, whose birthdays are February 12th and 14th respectively;

Whereas, Dr. Carter G. Woodson envisioned the study and celebration of Black people as a race, and emphasized the contributions of countless Black men and women to the advancement of human civilization;

Whereas, Since 1976, the commemoration was extended from a week-long event to the entire month of February;

Whereas, Every United States President has officially designated the month of February as Black History Month and other countries around the world, including Canada and the United Kingdom, also devote a month to celebrating Black history;

Whereas, Established by Dr. Carter G. Woodson in 1915, the Association for the Study of African American Life and History (ASALH) strives to promote, research, preserve, interpret, and disseminate information about Black life, history, and culture to the global community.

Whereas, The 2025 theme for Black History Month established by the ASALH is "African Americans and Labor";

Whereas, Labor of all kinds - free and unfree, skilled, and unskilled, vocational and voluntary – is central to Black history and culture;

Whereas, Black labor has been instrumental in shaping lives, cultures, and histories of Black people and the societies in which they live from the era of slavery to present day;

Whereas, During enslavement, Black labor built the foundations of this country;

Whereas, After the Civil War, ex-slaves had to adjust to freedom and a new labor system as the country transitioned from an agricultural based economy to an industrial one;

Whereas, The formation of trade unions increased during Reconstruction, but often excluded African Americans, therefore Black workers began to organize on their own;

Whereas, African Americans made significant gains in industrial employment, particularly in the steel, automobile, shipbuilding, and meatpacking industries due to the labor shortage created by Word War I;

Whereas, Progressive race leaders like Fredrick Douglass, W.E.B. Dubois, A. Philip Randolph and Rev. Dr. Martin Luther King Jr. saw unions as essential to Black workers achieving equality;

Whereas, In 1925 A. Philip Randolph began his fight to gain recognition of the Brotherhood of Sleeping Car Porters by the Pullman Car Company, the American Federation of Labor (AFL), and the U.S. government, and 2025 marks the 100-year anniversary of the creation of Brotherhood of Sleeping Car Porters and Maids;

Whereas, Dr. Martin Luther King, Jr. was speaking in support of the "I Am a Man" strike of Black Memphis sanitation workers when he was assassinated in 1968;

Whereas, There are over 21 million African Americans in the United States labor force today and account for approximately 13 percent of the US work force;

Whereas, African Americans make up especially large shares of employees in certain occupations, including postal service clerks, transit and intercity bus drivers, nursing assistants, security guards and gambling surveillance officers, and home health aides;

Whereas, Black workers generally earn less than U.S. workers overall and the unemployment rate for Black Americans is the highest of any racial or ethnic group and roughly double the rate for the U.S. overall;

Whereas, Black workers are the most likely to say they've experienced discrimination at work because of their race or ethnicity;

Whereas, Black History Month aims to mitigate the persistent and ongoing failure to acknowledge the contributions of Black Culture, Black Inventors, Black Artists, Black Artisans, Black Advocacy, Black Leaders, Black Civic Engagement, and Black workers to American history and society;

Whereas, Since 2013, Black Lives Matter has worked inside and outside of the system to heal the past, reimagine the present, and invest in the future of Black lives through policy change, investment in our communities, and a commitment to arts and culture;

Whereas, Black people continually remain optimistic and confident about the path ahead while leading the courageous, yet hard fought fights for the rights, liberties, and freedoms that many marginalized communities are now beneficiaries; and

Whereas, Our democracy's founding ideals were exclusionary when they were written, but Black Americans have continuously fought to make them true; now, therefore, be it

Resolved, That the Governing Board of the Los Angeles Unified School District recognizes February as National Black History Month;

Resolved further, That the Board acknowledges that all people of the United States are beneficiaries of the wealth of history given to all by Black Culture, Black Inventors, Black Artists, Black Artisans, Black Advocacy, Black Leaders, Black Civic Engagement, and Black workers;

Resolved further, That the Board embeds the study of Black History and Black Labor into the core curriculum of its Ethnic Studies, African American History courses, and African American Literature so that this critical learning lives in the minds of our students beyond the month of February;

Resolved further, That the Board direct the Superintendent to expand upon the District's existing efforts, such as the Black Student Achievement Plan, to continue to identify strategies and tactics to align resources targeted toward eliminating anti-racist educational practices and closing the gap of academic achievement outcomes for Black Students; ~~and; be it finally~~

Resolved further, That the District will continue to address challenges unique to Black students and families through curriculum, lessons, activities, webinars, and events and recognize the Black Lives Matter at Schools Week of Action (February 3 -7, 2025), which is designed to uplift our intergenerational principles of honoring the legacy of those who paved the way and empower youth voices to lead the changes today; and, be it finally

Resolved, That the Superintendent will work with educators, librarians, all the schools of the District, and our wider community to recognize and celebrate this month with culturally relevant and appropriate curriculum, programs, ceremonies, and activities that generate in-depth discussion of the complex factual history of the United States and the legacy of Black Americans, including labor.

Ms. Newbill introduced the resolution and delivered her remarks.

Ms. Newbill submitted the following:

Amendment to the third Resolved:

Resolved further, That the Board ~~embeds~~ commits to the ~~study~~ inclusion of Black History and Black Labor into the core curriculum, including, but not limited to ~~of its~~ Ethnic Studies, African American History ~~courses~~, and African American Literature, as well as encourages strong integration across coursework in History, English Language Arts, Science, Mathematics, and Arts so that this critical learning lives in the minds of our students beyond the month of February;

Amendment to the last Resolved:

Resolved, That the Superintendent will work with educators, librarians, all the schools of the District, and our wider community to recognize and celebrate this month, and throughout the academic year, with culturally relevant and appropriate curriculum, programs, ceremonies, and activities that generate in-depth discussion of the complex factual history of the United States and the legacy of Black Americans, including labor.

Remarks were heard from Mr. Schmerelson, Dr. Rivas, Mr. Melvoin, Ms. Griego, Ms. Cortez Lopez, Ms. Ortiz Franklin, and Superintendent Carvalho.

The following speakers addressed the Board:

- Dayana De La Torre, Community Member
- Dalia Velasco, Alliance for a Better Community

Ms. Griego moved that the resolution be adopted with amendments. Ms. Ortiz Franklin seconded the motion.

On roll call vote, the resolution was adopted as amended, 4 ayes, 3 absent, Dr. Rivas, Mr. Schmerelson, and Ms. Gonez.

Ms. Cortez Lopez recorded an advisory vote of aye.

The final version of the resolution reads as follows:

Ms. Newbill, Dr. Rivas, Mr. Melvoin, Ms. Griego, Ms. Ortiz Franklin, Mr. Schmerelson, Ms. Lopez – Celebration of Black History Month 2025 (Res-043-24/25) (Noticed January 14, 2025)

Whereas, Black History Month, or National African American History Month, is an annual celebration of achievements by Black Americans and a time for recognizing the central role of African Americans in United States history;

Whereas, Dr. Carter G. Woodson, a Harvard trained historian, like W.E.B. DuBois before him, believed that truth would not be denied and that reason would prevail over prejudice, and as a result announced "Negro History Week" in 1925 to raise awareness of the contributions of African Americans;

Whereas, It is commonly stated that Dr. Carter G. Woodson selected February as the month to host "Negro History Week" because it encompasses the birthdays of two great Americans who played a prominent role in shaping Black history, namely Abraham Lincoln and Frederick Douglass, whose birthdays are February 12th and 14th respectively;

Whereas, Dr. Carter G. Woodson envisioned the study and celebration of Black people as a race, and emphasized the contributions of countless Black men and women to the advancement of human civilization;

Whereas, Since 1976, the commemoration was extended from a week-long event to the entire month of February;

Whereas, Every United States President has officially designated the month of February as Black History Month and other countries around the world, including Canada and the United Kingdom, also devote a month to celebrating Black history;

Whereas, Established by Dr. Carter G. Woodson in 1915, the Association for the Study of African American Life and History (ASALH) strives to promote, research, preserve, interpret, and disseminate information about Black life, history, and culture to the global community.

Whereas, The 2025 theme for Black History Month established by the ASALH is "African Americans and Labor";

Whereas, Labor of all kinds - free and unfree, skilled, and unskilled, vocational and voluntary – is central to Black history and culture;

Whereas, Black labor has been instrumental in shaping lives, cultures, and histories of Black people and the societies in which they live from the era of slavery to present day;

Whereas, During enslavement, Black labor built the foundations of this country;

Whereas, After the Civil War, ex-slaves had to adjust to freedom and a new labor system as the country transitioned from an agricultural based economy to an industrial one;

Whereas, The formation of trade unions increased during Reconstruction, but often excluded African Americans, therefore Black workers began to organize on their own;

Whereas, African Americans made significant gains in industrial employment, particularly in the steel, automobile, shipbuilding, and meatpacking industries due to the labor shortage created by Word War I;

Whereas, Progressive race leaders like Fredrick Douglass, W.E.B. Dubois, A. Philip Randolph and Rev. Dr. Martin Luther King Jr. saw unions as essential to Black workers achieving equality;

Whereas, In 1925 A. Philip Randolph began his fight to gain recognition of the Brotherhood of Sleeping Car Porters by the Pullman Car Company, the American Federation of Labor (AFL), and the U.S. government, and 2025 marks the 100-year anniversary of the creation of Brotherhood of Sleeping Car Porters and Maids;

Whereas, Dr. Martin Luther King, Jr. was speaking in support of the "I Am a Man" strike of Black Memphis sanitation workers when he was assassinated in 1968;

Whereas, There are over 21 million African Americans in the United States labor force today and account for approximately 13 percent of the US work force;

Whereas, African Americans make up especially large shares of employees in certain occupations, including postal service clerks, transit and intercity bus drivers, nursing assistants, security guards and gambling surveillance officers, and home health aides;

Whereas, Black workers generally earn less than U.S. workers overall and the unemployment rate for Black Americans is the highest of any racial or ethnic group and roughly double the rate for the U.S. overall;

Whereas, Black workers are the most likely to say they've experienced discrimination at work because of their race or ethnicity;

Whereas, Black History Month aims to mitigate the persistent and ongoing failure to acknowledge the contributions of Black Culture, Black Inventors, Black Artists, Black Artisans, Black Advocacy, Black Leaders, Black Civic Engagement, and Black workers to American history and society;

Whereas, Since 2013, Black Lives Matter has worked inside and outside of the system to heal the past, reimagine the present, and invest in the future of Black lives through policy change, investment in our communities, and a commitment to arts and culture;

Whereas, Black people continually remain optimistic and confident about the path ahead while leading the courageous, yet hard fought fights for the rights, liberties, and freedoms that many marginalized communities are now beneficiaries; and

Whereas, Our democracy's founding ideals were exclusionary when they were written, but Black Americans have continuously fought to make them true; now, therefore, be it

Resolved, That the Governing Board of the Los Angeles Unified School District recognizes February as National Black History Month;

Resolved further, That the Board acknowledges that all people of the United States are beneficiaries of the wealth of history given to all by Black Culture, Black Inventors, Black

Artists, Black Artisans, Black Advocacy, Black Leaders, Black Civic Engagement, and Black workers;

Resolved further, That the Board commits to the inclusion of Black History and Black Labor into the core curriculum, including, but not limited to Ethnic Studies, African American History, and African American Literature, as well as encourages strong integration across coursework in History, English Language Arts, Science, Mathematics, and Arts so that this critical learning lives in the minds of our students beyond the month of February;

Resolved further, That the Board direct the Superintendent to expand upon the District's existing efforts, such as the Black Student Achievement Plan, to continue to identify strategies and tactics to align resources targeted toward eliminating anti-racist educational practices and closing the gap of academic achievement outcomes for Black Students;

Resolved further, That the District will continue to address challenges unique to Black students and families through curriculum, lessons, activities, webinars, and events and recognize the Black Lives Matter at Schools Week of Action (February 3 -7, 2025), which is designed to uplift our intergenerational principles of honoring the legacy of those who paved the way and empower youth voices to lead the changes today; and, be it finally

Resolved, That the Superintendent will work with educators, librarians, all the schools of the District, and our wider community to recognize and celebrate this month, and throughout the academic year, with culturally relevant and appropriate curriculum, programs, ceremonies, and activities that generate in-depth discussion of the complex factual history of the United States and the legacy of Black Americans, including labor.

MISCELLANEOUS BUSINESS

TAB 29. Motion to Adopt a Revised 2024-2025 Board Meeting Schedule (048-24/25)

Mr. Melvoin expressed his concerns regarding the proposed calendar changes and indicated that he does not support them. Furthermore, he stated that it is unacceptable for the District to lack an academic calendar for the upcoming school year.

Ms. Ortiz Franklin also raised concerns about the revised calendar changes.

Ms. Griego asked for clarification regarding the reasons for the alteration of the previous board meeting calendar to the current schedule. Mr. Schmerelson provided a response.

Ms. Cortez Lopez provided her perspective and the possible implications for the upcoming student board member.

Ms. Newbill provided comments on the closed session meetings, highlighting the time constraints that may arise if the calendar is adjusted.

Dr. Rivas asked if they could maintain the current schedule without any alterations.

Mr. McLean explained the options to the Board.

- - -
Board President Schmerelson passed the gavel to Vice President Rivas.
- - -

Mr. Schmerelson made a motion to adopt the revised Board Meeting Schedule.

The motion did not receive a second, and as a result, the motion did not pass.

- - -
Board President Schmerelson assumed the Chair.
- - -

MISCELLANEOUS BUSINESS (continued)

TAB 27. For Discussion: Mid-Year Annual Update to the 2024-25 District Local Control and Accountability Plan (039-24/25)

TAB 28. For Discussion: Mid-Year Annual Update to the 2024-25 Affiliated Charter School Local Control and Accountability Plans (040-24/25)

Eric Hansen, Executive Director, Strategic Initiatives Office, announced that an update is required in accordance with state statute, for the mid-year District Local Control and Accountability Plan (LCAP) and the Affiliated Charter School LCAP. Staff created an infographic that includes an update on the state Local Control Funding Formula (LCFF) revenues following the adoption of the 2024-25 LCAP, which occurred in June 2024. It also presents a comparison of budgeted versus actual expenditures for LCAP goals one through eight as per the first interim budget, along with key implementation highlights for each goal. Veronica Arreguin, Chief Strategy Officer, stated that there will be no discussion on this matter, as staff is obligated to present this information to the Board. She asked if there were any questions from the Board, and there were none.

ADJOURNMENT

By general consent, the meeting was adjourned at 7:07 p.m.

APPROVED BY THE BOARD:

SCOTT M. SCHMERELSON PRESIDENT	MICHAEL A. MCLEAN EXECUTIVE OFFICER OF THE BOARD

ll

BOARD OF EDUCATION OF THE CITY OF LOS ANGELES
GOVERNING BOARD OF THE LOS ANGELES UNIFIED SCHOOL DISTRICT

SPECIAL MEETING MINUTES
Including Closed Session Items
333 South Beaudry Avenue, Board Room
1208 Magnolia Avenue, Gardena, CA 90247
9945 Laurel Canyon Blvd., Pacoima, CA 91331
4:00 p.m., Tuesday, June 24, 2025

The Los Angeles Board of Education acting as the Governing Board of the Los Angeles Unified School District met in regular session on Tuesday, June 24, 2025, at the Administrative Offices, Board Room, 333 South Beaudry Avenue, Los Angeles, California.

Mr. Michael A. McLean, Executive Officer of the Board of Education, called the meeting to order at 5:01 p.m.

The following Board Members were present: Ms. Sherlett H. Newbill, Dr. Rocío Rivas, Mr. Nick Melvoin, and Board President Scott Schmerelson.

Ms. Tanya Ortiz Franklin was present via teleconference.

Ms. Karla Griego and Ms. Kelly Gonez were absent.

Superintendent Alberto M. Carvalho was also present.

CLOSED SESSION ITEMS (Purpose and Authority)

Mr. McLean announced that the following items would be discussed in closed session:

1. Conference with Labor Negotiators (Government Code Section 54957.6)

Negotiator: Dr. Murphy
Employee Organizations:

Associated Administrators of Los Angeles/ Teamsters 2010
California School Employees Association
Los Angeles County Building and Construction Trades Council
Los Angeles School Police Association
Los Angeles School Police Management Association
Service Employees International Union, SEIU Local 99
Teamsters
United Teachers Los Angeles
District Represented Employees and Contract Management Personnel

PUBLIC COMMENT

The following speakers addressed the Board on the subjects indicated:

Tab 1: Conference with Labor Negotiators

- Maria Luisa Palma, Oleada, Inc.
- Diana Guillen, Community Representative
- Maria Daisy Ortiz, Community Representative
- Jenna Noyes, Former Special Education Teacher
- Isabel Gonzalez, Parent
- Isabel Aguirre, Parent
- Concerned Parent

- - -

The Board recessed the public portion of the closed session meeting at 5:19 p.m. Closed session discussion began at 5:25 p.m. and ended at 6:35 p.m. The following Board Members were present: Ms. Newbill, Dr. Rivas, Mr. Melvoin, Ms. Griego, Ms. Gonez, and Board President Schmerelson. Ms. Ortiz Franklin was present remotely via Zoom.

- - -

The Board reconvened the public portion of the closed session meeting at 6:39 p.m.

The following Board Members were present: Ms. Newbill, Dr. Rivas, Mr. Melvoin, Ms. Griego, Ms. Gonez, and Board President Schmerelson.

Ms. Ortiz Franklin was absent.

Mr. McLean announced that there were no reportable actions.

ADJOURNMENT

The meeting was adjourned at 6:39 p.m.

APPROVED BY THE BOARD:

SCOTT M. SCHMERELSON PRESIDENT	MICHAEL A. MCLEAN EXECUTIVE OFFICER OF THE BOARD

ll

BOARD OF EDUCATION OF THE CITY OF LOS ANGELES
Governing Board of the Los Angeles Unified School District

REGULAR MEETING MINUTES

333 South Beaudry Avenue, Board Room
1208 Magnolia Avenue, Gardena, CA 90247
9945 Laurel Canyon Blvd, Pacoima, CA 91331
10:00 a.m., Tuesday, October 14, 2025

The Los Angeles Board of Education acting as the Governing Board of the Los Angeles Unified School District met in regular session on Tuesday, October 14, 2025, at the Administrative Offices, Board Room, 333 South Beaudry Avenue, Los Angeles, California.

Michael A. McLean, Executive Officer of the Board, called the meeting to order at 10:07 a.m.

The following Board Members were present: Ms. Sherlett H. Newbill, Dr. Rocío Rivas, Mr. Nick Melvoin, Ms. Karla Griego, Ms. Kelly Gonez, Ms. Tanya Ortiz Franklin, and Board President Scott Schmerelson.

Student Board Member Jerry Yang was present.

Superintendent Alberto M. Carvalho was present.

Mr. McLean made a brief announcement regarding a technical sound issue.

A video was presented in which students from the Elizabeth Learning Center Arabic Dual Language Program led the Pledge of Allegiance.

A video reading of the LAUSD Land Acknowledgment was shared.

BOARD PRESIDENT'S REPORTS

LABOR PARTNERS

Georgia Flowers Lee, United Teachers Los Angeles, demanded good faith negotiations between the District and the Alliance College-Ready Public Schools Board, emphasizing that educators, students, and families are entitled to this process.

COMMITTEE CHAIR REPORTS

Dr. Rivas reported on the September 18, 2025, Charter School Committee meeting.

Dr. Rivas reported on the September 24, 2025, Greening Schools and Climate Resilience Committee meeting.

Ms. Griego reported on the September 24, 2025, Special Education Committee meeting.

Ms. Gonez reported on the September 25, 2025, Children and Families in Early Education Committee meeting.

Dr. Rivas reported on the October 7, 2025, Committee of the Whole meeting.

Ms. Ortiz Franklin reported on the October 8, 2025, School Safety and Climate Committee meeting.

- - -

Mr. McLean modified the Order of Business.

- - -

CONSENT ITEMS

Items for action below to be adopted by a single vote:

NEW BUSINESS FOR ACTION

TAB 2. BOARD OF EDUCATION REPORT NO. 113-25/26
Delegation of Authority - Authorization for the Early Childhood Education Division to Submit Continued Funding Applications to the California Department of Education and California Department of Social Services

TAB 3. BOARD OF EDUCATION REPORT NO. 117-25/26
Approval of the renaming of Daniel Pearl Senior High Journalism & Communications Magnet

TAB 6. BOARD OF EDUCATION REPORT NO. 069-25/26
Report of Cash Disbursements, Request to Reissue Expired Warrants, and Report of Corporate Credit Card Charges

TAB 9. BOARD OF EDUCATION REPORT NO. 076-25/26
Provisional Internship Permit

TAB 10. BOARD OF EDUCATION REPORT NO. 078-25/26
Approval of the Renewal Petition for Alliance College-Ready Middle Academy 8

TAB 11. BOARD OF EDUCATION REPORT NO. 079-25/26
Approval of the Renewal Petition for Alliance College-Ready Middle Academy 12

TAB 12. BOARD OF EDUCATION REPORT NO. 080-25/26
Approval of the Renewal Petition for Alliance Kory Hunter Middle

TAB 15. BOARD OF EDUCATION REPORT NO. 083-25/26
Approval of the Renewal Petition for Alliance Piera Barbaglia Shaheen Health Services Academy

TAB 16. BOARD OF EDUCATION REPORT NO. 084-25/26
Approval of the Renewal Petition for Alliance Virgil Roberts Leadership Academy

TAB 17. BOARD OF EDUCATION REPORT NO. 085-25/26
Approval of the Renewal Petition for Ánimo Ellen Ochoa Charter Middle

TAB 18. BOARD OF EDUCATION REPORT NO. 086-25/26
Approval of the Renewal Petition for Central City Value

TAB 20. BOARD OF EDUCATION REPORT NO. 088-25/26
Approval of the Renewal Petition for KIPP Academy of Opportunity

TAB 22. BOARD OF EDUCATION REPORT NO. 090-25/26
Approval of the Renewal Petition for Oscar de la Hoya Ánimo Charter High

TAB 23. BOARD OF EDUCATION REPORT NO. 091-25/26
Approval of the Renewal Petition for Para Los Niños Middle

TAB 24. BOARD OF EDUCATION REPORT NO. 092-25/26
Approval of the Renewal Petition for Renaissance Arts Academy

TAB 26. BOARD OF EDUCATION REPORT NO. 094-25/26
Approval of the Renewal Petition for Vaughn Next Century Learning Center

BOARD MEMBER RESOLUTIONS FOR ACTION

TAB 30. Mr. Schmerelson, Ms. Newbill, Dr. Rivas, Mr. Melvoin, Ms. Griego, Ms. Gonez, Ms. Ortiz Franklin, Mr. Yang - October 2025 as National Principals Month (Res-010-25/26) (Noticed September 16, 2025)

Whereas, The Los Angeles Unified School District acknowledges the dedication and tireless efforts of all school principals throughout all levels throughout the District;

Whereas, School principals are entrusted with one of the highest responsibilities to attend to school and community matters wherever they are situated, whether they be emergency, academic, social, among others;

Whereas, National Principals Month was founded by the National Association of Secondary School Principals (NASSP) and the American Federation of School Administrators (AFSA) and has been formally recognized by various educational organizations;

Whereas, In acknowledgment of October as National Principals Month, the Los Angeles Unified School District recognizes all principals who serve the students of the District, as well as the organizations that support students and schools, such as the Association of California School Administrators (ACSA) Region 16 and the Associated Administrators of Los Angeles (AALA);

Whereas, Principals are the catalysts for establishing positive school climate and maintaining relationships with students, parents, teachers, and school personnel, the community, and others to create academic excellence for children in a safe, healthy, and supportive school environment;

Whereas, Honoring the contribution of all school principals and assistant principals at all grade levels to the success of students in the District's elementary and secondary schools;

and to encourage residents of California to observe "National Principal's Month" with appropriate ceremonies and activities that promote awareness of school leadership's role in that every child has access to a high-quality education; now, therefore, be it

Resolved, That the Governing Board of the Los Angeles Unified School District hereby proclaims the month of October 2025 as National Principals Month, but every day of every month, we recognize, commend, and appreciate our principals for being the frontline leaders who are the heart, soul, and backbone of our District family; and, be it finally

Resolved, That Los Angeles Unified School District recognizes and thanks the Association of California School Administrators Region 16 and the Associated Administrators of Los Angeles/Teamsters Local 2010 as a fundamental labor partner, advocating for greater treatment for their members as well as helping establish strong leaders for our communities.

RESOLUTIONS REQUESTED BY THE SUPERINTENDENT

TAB 36. Appointment of Member to the School Construction Bond Citizens' Oversight Committee (Brendan Sullivan) (Sup Res-003-25/26)

Resolved, That the Governing Board of the Los Angeles Unified School District appoints Mr. Brendan Sullivan, as the nominee of the Tenth District PTSA, as an alternate member to the School Construction Bond Citizens' Oversight Committee for a two-year term commencing immediately; and the District's Ethics Office received Mr. Sullivan's conflict of interest statement certifying, among other things, that Mr. Sullivan is not an employee, official, vendor, contractor, or consultant of the District.

CORRESPONDENCE AND PETITIONS

TAB 37. Report of Correspondence (ROC-003-25/26)

MINUTES FOR BOARD APPROVAL (Min-001-25/26)

TAB 38. December 3, 2024, Special Board Meeting, Including Closed Session Items, 12:00 p.m.
June 17, 2025, Regular Board Meeting, 11:00 a.m.
August 5, 2025, Regular Board Meeting, Including Closed Session Items, 10:00 a.m.
September 16, 2025, Special Board Meeting, Including Closed Session Items, 9:00 a.m.

The following speakers addressed the Board on Consent Items:

BOARD OF EDUCATION REPORT NO. 113-25/26
Delegation of Authority - Authorization for the Early Childhood Education Division to Submit Continued Funding Applications to the California Department of Education and California Department of Social Services

- John Perron, Community Member

BOARD OF EDUCATION REPORT NO. 076-25/26
Provisional Internship Permit

- David Tokofsky, Community Member

Mr. McLean read the following public hearing statement for Tabs 10 through 27:

Before action is taken on the following Board Reports, a public hearing must be held.

This constitutes a public hearing on:

Alliance College-Ready Middle Academy 8
Alliance College-Ready Middle Academy 12
Alliance Kory Hunter Middle
Alliance Leichtman-Levine Family Foundation Environmental Science High
Alliance Morgan McKinzie High
Alliance Piera Barbaglia Shaheen Health Services Academy
Alliance Virgil Roberts Leadership Academy
Animo Ellen Ochoa Charter Middle
Central City Value
Gabriella Charter
KIPP Academy of Opportunity
Learning by Design
Oscar de la Hoya Animo Charter High
Para Los Niños Middle
Renaissance Arts Academy
Synergy Kinetic Academy
Vaughn Next Century Learning Center
Vox Collegiate of Los Angeles

A maximum of 15 individuals who wish to address the Board on each of the items will be heard. Those who wish to speak should sign up online. Speakers will be called by name.

Speakers addressed the Board on the following items on the consent calendar:

Jass Stewart, Alliance College-Ready Public Schools, announced speakers will cede their time on Tabs, 10, 11, 12, 15, and 16.

BOARD OF EDUCATION REPORT NO. 078-25/26
Approval of the Renewal Petition for Alliance College-Ready Middle Academy 8

Speakers waived their time to speak, with the exception of:

- David Tokofsky, Community Member

BOARD OF EDUCATION REPORT NO. 079-25/26
Approval of the Renewal Petition for Alliance College-Ready Middle Academy 12

All speakers waived their time to speak.

BOARD OF EDUCATION REPORT NO. 080-25/26
Approval of the Renewal Petition for Alliance Kory Hunter Middle

All speakers waived their time to speak.

BOARD OF EDUCATION REPORT NO. 083-25/26
Approval of the Renewal Petition for Alliance Piera Barbaglia Shaheen Health Services Academy

Speakers waived their time to speak, with the exception of:

- David Tokofsky, Community Member

BOARD OF EDUCATION REPORT NO. 084-25/26
Approval of the Renewal Petition for Alliance Virgil Roberts Leadership Academy

All speakers waived their time to speak.

Cristina de Jesus, lead petitioner for Ánimo Ellen Ochoa Charter Middle and Oscar de la Hoya Ánimo Charter High, announced speakers will cede their time on Tabs, 17 and 22.

BOARD OF EDUCATION REPORT NO. 085-25/26
Approval of the Renewal Petition for Ánimo Ellen Ochoa Charter Middle

Speakers waived their time to speak, with the exception of:

- David Tokofsky, Community Member

Mr. McLean paused hearing speakers on the Consent Items to allow action on a time certain item.

- - -
Mr. McLean modified the Order of Business.
- - -

BOARD MEMBER RESOLUTIONS FOR ACTION

- - -
Board President Schmerelson passed the gavel to Dr. Rivas.
- - -

Ms. Gonez moved the following resolution (Version 2), with a 11:00 a.m. time certain:. Mr. Schmerelson, Dr. Rivas, Ms. Newbill, Mr. Melvoin, Ms. Griego, Ms. Gonez, Ms. Ortiz Franklin, Mr. Yang - Workplace Readiness Week in California High Schools (Res-006-25/26) (Noticed September 16, 2025) **VERSION 2**

> Whereas, In the State of California, residents aged 16-24 comprise 12% of California's working population with 72% of young workers identifying as people of color, 64% earning low wages, and half still attending school;

Whereas, The Fair Labor Standards Act of 1938 (FLSA) was signed into law, which ensured young workers' rights to safe environments and to pursuit educational opportunities, even as states around the nation have passed laws to weaken this regulation since 2022;

Whereas, According to the U.S. Labor Department Wage and Hour Division, minors employed in violation of child labor laws increased between 2015 and 2022 over threefold, from 1,012 to 3,876 cases;

Whereas, In 2020, the rate of work-related injuries treated in emergency departments for workers, ages 15-24, was 1.5 times greater than the rate for workers 25 years of age and older;

Whereas, Sexual harassment is highest in industries where young workers are concentrated: according to the Center for American Progress, in 2017, restaurants/food service, hospitality, and retail accounted for nearly 30% of all sexual harassment claims;

Whereas, In 2021, almost half (44.2%) of the 19,000 wage theft claims for unpaid wages filed in California were in the aforementioned industries where young people predominantly work;

Whereas, California has extensive existing regulations surrounding the type of employment allowed for minors, restrictions on hours worked, and requirements for employers of minors;

Whereas, Until recently, there was no regulation in place requiring minors to receive information regarding their rights as active participants in the workforce, specifically their rights as employed minors;

Whereas, This lack of knowledge has made California working youth vulnerable to exploitation, harassment, and harm in the workplace;

Whereas, Therefore, it is essential for young Californians entering the workforce to be thoroughly educated on their rights as workers and to give them the tools to prevent exploitation from their employers;

Whereas, Assembly Bill (AB) 800, authored by Assemblymember Liz Ortega and signed by Governor Gavin Newsom in 2023, enacts a Workplace Readiness Week in California high schools to educate students on their rights as workers, and their explicit rights as employed minors;

Whereas, AB 800 requires that students be provided with information on workers' rights, including child labor laws, wage and hour protections, workers' compensation, and the right to organize, all as part of their regular education;

Whereas, The law also requires that this information be provided to students in writing before receiving a worker's permit; and

Whereas, The California Department of Education (CDE) in collaboration with UC Labor Centers and other participating organizations, has created materials to facilitate the

implementation of AB 800 in California high schools, including a full curriculum and informational leaflets in English and five of the most commonly spoken languages in California; now, therefore, be it

Resolved, That a designee or designees of the Division of Instruction manages the implementation and oversee AB 800 in LAUSD High Schools;

Resolved further, That college and career counselors will receive professional development on AB 800's requirements so they may plan accordingly when addressing workers' rights and protections to students;

Resolved further, That the Division of Instruction's Office of Career Technical Education (CTE) and Linked Learning will continue to provide workforce readiness and rights trainings for CTE educators, Work Experience Educators, the school site personnel responsible for coordinating Work Permits, CTE and Linked Learning staff, and 12th-grade Social Studies teachers;

Resolved further, That the District should include workers' rights and resources on Schoology Groups for Social Studies, CTE, and Work Experience educators, along with Learning Management Systems (LMS) groups dedicated to school site administrators;

Resolved further, That the Division of Instruction should include workers' rights and protections resources on their Secondary Social Studies website and send out emails to Secondary Social Studies educators about these resources; and, be it finally

Resolved, That the District should print out poster-sized versions of the UC Labor Center-created "Know Your Rights" document to be placed in all secondary school Counseling Offices.

Mr. Melvoin seconded the motion.

Remarks were heard from Mr. Schmerelson regarding the resolution. He introduced the following individuals who spoke in support of the resolution:

- Saba Waheed, Director, UCLA Labor Center
- Sherri Bell, Deputy Labor Commissioner, Los Angeles Labor Commissioner's Office
- Maria Elena Durazo, California State Senator

Comments were made by co-sponsors Dr. Rivas and Ms. Newbill, who expressed their support for the resolution. Additional remarks were provided by Board Members and the student Board Member.

Dr. Frances Baez, Chief Academic Officer, responded to questions from Ms. Gonez.

The following speaker addressed the Board:

- Concerned Parent

After disvussion and on roll call vote, the resolution was adopted, 4 ayes, 2 absent, Mr. Melvoin and Ms. Gonez.

Mr. Yang recorded an advisory vote of aye.

Later in the meeting Mr. Melvoin and Ms. Gonez recorded aye votes.

The final vote was 7 ayes.

The Board paused briefly for photographs.

- - -
Board President Schmerelson assumed the Chair.
- - -

- - -
Mr. McLean resumed the Order of Business.
- - -

CONSENT ITEMS, continued

Mr. McLean stated the Board will vote on the consent calendar items for which public comment has already been received. The Board will continue business on the consent calendar for the remaining items.

The Board plans to vote on items 2, 3, 6, 9, 10, 11, 12, 15, 16, and 17, as Consent Calendar 1.

Mr. Melvoin moved that the following items on the Consent Calendar 1 be adopted:

Tabs 2, 3, 6, 9, 10, 11, 12, 15, 16, and 17.

Dr. Rivas seconded the motion.

After discussion and on roll call vote, the Consent Items for Consent Calendar 1 were adopted, 6 ayes, 1 absent, Ms. Gonez.

Mr. Yang recorded an advisory vote of aye.

Later in the meeting Ms. Gonez recorded a vote of aye on the Consent Calendar 1.

The final vote was 7 ayes.

Superintendent Carvalho stated he will be withdrawing the following item:

RESOLUTIONS REQUESTED BY THE SUPERINTENDENT

TAB 35. Appointment of Member to the School Construction Bond Citizens' Oversight Committee (Tamar Poladian-Perron) (Sup Res-002-25/26)

Resolved, That the Governing Board of the Los Angeles Unified School District appoints Ms. Tamar Poladian-Perron, as the nominee of the Thirty-First District PTSA, as a member to the School Construction Bond Citizens' Oversight Committee for a two-year

term commencing immediately; and the District's Ethics Office received Ms. Poladian-Perron's conflict of interest statement certifying, among other things, that Ms. Poladian-Perron is not an employee, official, vendor, contractor, or consultant of the District.

- - -
Mr. McLean modified the Order of Business.
- - -

SUPERINTENDENT'S REPORTS

Remarks were heard from the Superintendent regarding the recently released data specific to Smarter Balanced Assessment (SBA). He introduced Dr. William Johnston, Senior Executive Director of Strategy, Dr. Frances Baez, Chief Academic Officer, Mr. Anthony Aguilar, Chief of Special Education and Specialized Programs, and Dr. Robert Whitman, Educational Transformation Officer, to present on the SBA results, and actions and strategies for acceleration.

Mr. McLean paused discussion on the Superintendent's Reports to allow action on a time certain item.

- - -
Mr. McLean modified the Order of Business.
- - -

BOARD MEMBER RESOLUTIONS FOR ACTION (continued)

TAB 31. Ms. Gonez, Dr. Rivas, Ms. Newbill, Mr. Schmerelson, Ms. Griego, Ms. Ortiz Franklin - Support for The Election Rigging Response Act (Proposition 50) (Res-018-25/26) (Waiver of Board Rule 72)

Whereas, The Election Rigging Response Act, known as Proposition 50 (2025), proposes a legislative constitutional amendment to authorize legislatively drawn congressional district maps in California for elections in 2026, 2028, and 2030;

Whereas, If approved the measure would authorize temporary changes to congressional district maps in response to explicit partisan redistricting activities in Texas, a partisan power grab that threatens fair representation nationwide;

Whereas, Under Proposition 50, the state would use the new legislative congressional district maps starting in 2026 and the new maps would remain in place until the California Citizens Redistricting Commission adopts new maps following the 2030 U.S. Census;

Whereas, The measure includes a call for change in federal law proposing an amendment to support fair, independent, and nonpartisan redistricting commissions nationwide;

Whereas, The Los Angeles Unified School District (District) is the largest public school district in California, and has a responsibility to support the future success of students. It serves a high percentage of students living in poverty, students and families from communities of color, immigrant communities, and historically underrepresented

populations whose rights are under attack, who are losing access to healthcare and essential resources under this administration's actions, and whose voices will not be heard without fair political representation;

Whereas, Federal freezes and proposed FY 2026 budget cuts to Title I, Title II, Title III, and IDEA would strip $110.5 million from LAUSD and eliminate up to $5 billion nationally in K–12 formula grants, threatening classroom programs, staff positions, and vital services for English Learners, students with disabilities, immigrant families, and low-income communities;

Whereas, If the partisan power grab in Texas goes unchecked we will see more targeted attacks on our communities, including continued terror and trauma from ICE raids and abductions, and policies and funding cuts that decimate public education, student support services, and healthcare, undermining the safe and supportive environment needed for academic success which is central to LAUSD's mission; and

Whereas, Ensuring that all California voters, including those in the District, are fairly represented in Congress is essential for protecting the constitutional right to a public education, democratic rights, and ensuring that the needs of our students, staff, families, and communities are heard; now, therefore, be it,

Resolved, That the Governing Board of the Los Angeles Unified School District joins the broad coalition of labor unions, elected officials, and social justice organizations to express strong support for Proposition 50 on the ballot November 4, 2025, in the fight to protect our communities from partisan gerrymandering and ensure fair representation; and, be it finally

Resolved, That the Board encourages all eligible voting-age students and their families to make a plan to vote, and engage thoughtfully with ballot measures that shape the future of their schools, communities and democracy in our nation.

Remarks were heard from Ms. Gonez and Dr. Rivas regarding the resolution.

Ms. Gonez introduced Adriana Salazar, Teamsters, Local 572, who spoke in support of the resolution.

The following speakers addressed the Board:

- Livier Perez, Parent
- Samuel Sukaton, Working Families Party
- Devin Osiri, The Los Angeles County Federation of Labor
- Walter Garcia, Community Member
- Marco Santana, Community Member
- Maria Luisa Palma, Community Member
- Shirley Gruber, Parent
- Jacqueline Casas, Parent
- Georgia Flowers Lee, United Teachers Los Angeles

Ms. Gonez moved a waiver of Board Rule 72 to allow action on Res-018-25/26, with a 12:00 p.m. time certain.

Ms. Newbill seconded the motion.

On roll call vote, the motion passed, 7 ayes.

Mr. Yang recorded an advisory vote of aye.

Ms. Gonez moved that the resolution be adopted. Mr. Schmerelson seconded the motion.

Remarks were heard from Mr. Schmerelson, Ms. Griego, Ms. Ortiz Franklin, Mr. Yang, and Ms. Newbill.

Final remarks were heard from Ms. Gonez.

After discussion and on roll call vote, the resolution was adopted, 7 ayes.

Mr. Yang recorded an advisory vote of aye.

- - -
Mr. McLean resumed the Order of Business.
- - -

SUPERINTENDENT'S REPORTS (continued)

The Board continued the questions and answers portion of the Superintendent's presentation regarding Smarter Balanced Assessment (SBA).

Remarks were heard from Dr. Rivas regarding the presentation.

Dr. William Johnston, Dr. Baez, Ms. Estrada, Dr. Whitman, and Mr. Aguilar responded to questions from Dr. Rivas.

Remarks were heard from Ms. Griego regarding the presentation.

Karla Estrada responded to questions from Ms. Griego.

Ms. Griego requested that staff share the results for students participating in the special day program and those in the inclusion program. Dr. Johnston stated that staff would provide this information.

Ms. Griego requested that staff provide data for English language learners, including information for levels one to three, levels four and five, long-term English language learners, and those who have been reclassified.

Dr. Johnston and Dr. Baez responded to additional questions from Ms. Griego.

Remarks were heard from Ms. Ortiz Franklin regarding the presentation.

Ms. Ortiz Franklin requested that staff provide the cohort data. Dr. Johnston stated that staff would provide this information.

Dr. Johnston responded to additional questions from Ms. Ortiz Franklin.

Remarks were heard from Ms. Gonez regarding the presentation.

Ms. Gonez requested that the staff provide the analysis of the studeng groups based on their distance from standard, rather than simply categorizing that as meets or exceeds. Dr. Johnston stated that staff would provide this information.

Ms. Estrada and Dr. Baez responded to additional questions from Ms. Gonez.

Remarks were heard from Ms. Newbill regarding the presentation.

Dr. Baez and Dr. Johnston responded to questions from Ms. Newbill.

Remarks were heard from Mr. Melvoin regarding the presentation.

Mr. Melvoin asked the staff to provide the disaggregated data for historical achievement and current achievement, broken down by disability type. Dr. Johnston stated that staff would provide this information.

In addition, Mr. Melvoin requested the data by school type.

Dr. Baez, Mr. Johnston, and Superintendent Carvalho responded to questions from Mr. Melvoin.

CONSENT ITEMS (continued)

Speakers to Consent Items continued:

TAB 18: BOARD OF EDUCATION REPORT NO. 086-25/26
Approval of the Renewal Petition for Central City Value

All speakers waived their time to speak.

TAB 20: BOARD OF EDUCATION REPORT NO. 088-25/26
Approval of the Renewal Petition for KIPP Academy of Opportunity

All speakers waived their time to speak.

TAB 22. BOARD OF EDUCATION REPORT NO. 090-25/26
Approval of the Renewal Petition for Oscar de la Hoya Ánimo Charter High

Speakers waived their time to speak, with the exception of:

- David Tokofsky, Community Member

TAB 23. BOARD OF EDUCATION REPORT NO. 091-25/26
Approval of the Renewal Petition for Para Los Niños Middle

Speakers waived their time to speak, with the exception of:

- David Tokofsky, Community Member

TAB 24. BOARD OF EDUCATION REPORT NO. 092-25/26
Approval of the Renewal Petition for Renaissance Arts Academy

All speakers waived their time to speak.

TAB 26. BOARD OF EDUCATION REPORT NO. 094-25/26
Approval of the Renewal Petition for Vaughn Next Century Learning Center

All speakers waived their time to speak.

- - -
Board President Schmerelson passed the gavel to Dr. Rivas.
- - -

TAB 30. Mr. Schmerelson, Ms. Newbill, Dr. Rivas, Mr. Melvoin, Ms. Griego, Ms. Gonez, Ms. Ortiz Franklin, Mr. Yang - October 2025 as National Principals Month (Res-010-25/26) (Noticed September 16, 2025)

Ms. Gonez moved that the resolution be adopted. Dr. Rivas seconded the motion.

Remarks were heard from Mr. Schmerelson regarding the resolution.

Additional remarks were provided by Ms. Newbill, Dr. Rivas, Mr. Melvoin, Ms. Gonez, Ms. Griego, and Mr. Yang.

Final remarks were heard from Mr. Schmerelson.

The Board plans to vote on items 18, 20, 22, 23, 24, 26, 30, 36, 37, and 38, as Consent Calendar 2.

Mr. Melvoin moved that the following items on the Consent Calendar 2 be adopted:

Tabs 18, 20, 22, 23, 24, 26, 30, 36, 37, and 38.

Dr. Rivas seconded the motion.

On roll call vote, the Consent Items for Consent Calendar 2 were adopted, 7 ayes.

Mr. Yang recorded an advisory vote of aye.

- - -
Board President Schmerelson assumed the Chair.
- - -

- - -
Mr. McLean modified the Order of Business.
- - -

Ms. Ortiz Franklin moved the following resolution (Version 2), with a 2:30 p.m. time certain:

TAB 32. Ms. Ortiz Franklin, Ms. Newbill, Ms. Griego, Dr. Rivas, Mr. Schmerelson, Mr. Melvoin, Ms. Gonez, Mr. Yang - With Survivors, Always: Domestic & Dating Violence Prevention, Awareness and Support (Res-022-25/26) (Waiver of Board Rule 72)
VERSION 2

Whereas, The Los Angeles Unified School District prioritizes the safety of all students, staff and families and is committed to violence prevention, harm reduction, whole-child wellbeing, employee wellness, systems change and restorative justice at school and in the community;

Whereas, October is annually recognized as National Domestic Violence Awareness Month; and although progress has been made toward ending generational cycles of violence and providing support to survivors and their families, 35% of women and 31% of men in California experience domestic violence and it remains a leading cause of homelessness for children and women;

Whereas, 1 in 3 adolescents in America are victims of teen dating violence, which involves sexual, physical, verbal, cyber or emotional abuse and only 33% of teens in an abusive relationship ever reported the abuse; 81% of parents believe teen dating violence is not an issue or report they do not know it is an issue; and teens who experience dating abuse are at risk for long-term consequences including addiction, eating disorders, teen pregnancy, sexually transmitted infections, violent behavior and thoughts of suicide, including 50% of young people who experience rape, physical or sexual abuse attempting suicide;

Whereas, Adverse Childhood Experiences (ACES) such as exposure to domestic violence increase the risk for long-term consequences, including difficulty at school, substance abuse, behavioral problems in adolescence, and serious physical and mental health problems as adults;

Whereas, Domestic violence affects people of all genders, sexual orientations, ages, abilities and disabilities, and racial, ethnic, cultural, social, religious, and economic groups in the United States, it has a disproportionate impact on LGBTQIA+, immigrants, undocumented individuals, and Black, Native and Latine Americans;

Whereas, Domestic violence can be influenced by economic instability, gender and cultural norms, patriarchal culture and other environmental and societal elements including film, video games, social and mainstream media, and public figures; and domestic and dating violence are often an effect of intergenerational trauma within the systems of heteropatriarchy, capitalism, and colonialism that promote a culture of control, domination, fear, shame, and lack of accountability;

Whereas, Building the capacity of communities and schools to intervene, interrupt, and transform systems and culture through educational programs, healing, and practicing transformative justice are key to addressing domestic and dating violence;

Whereas, Since 1990, the Clothesline Project has used decorated shirts hung on a clothesline as a powerful visual display to raise awareness about the often-silenced experiences of violence against women, providing survivors, families, and supporters a meaningful and healing way to share their stories; and with over 500 projects in 41 states and 5 countries, it continues to educate, empower, and foster compassionate, supportive communities worldwide;

Whereas, In September 2020, the State of California was one of the first in the nation to recognize "coercive control" as a form of domestic violence; that is, even if violence is not visible, if it is a "pattern of behavior that unreasonably interferes with a person's free will and personal liberty" it is recognized as unlawful and validating for many victims/survivors;

Whereas, Recent California State legislation includes AB 2053 requiring comprehensive sexual health education to include resources related to adolescent relationship abuse and intimate partner violence and AB1071 requiring the publication of information on dating violence prevention on the California Department of Education's website;

Whereas, Domestic and dating violence is underreported for fears of retaliation, financial dependence, immigration status, loss of trust in people and systems, in addition to deeply personal and complex concerns, and all victims/survivors and communities deserve access to culturally responsive prevention programs and services to increase community safety and individual wellbeing;

Whereas, Recognizing the expertise across Los Angeles, the District has partnered with various organizations and educators to teach healthy relationships and violence prevention in schools as a part of the California Health Standards, especially in grades 7 and 9; and

Whereas, To truly support the District's Strategic Plan pillars of Academic Excellence, Joy and Wellness, Engagement and Collaboration, and Investing in Staff, the District must promote more awareness, education, and support to prevent and eventually end all forms of violence, including domestic, dating and intimate partner violence; now, therefore, be it

Resolved, That the Governing Board of the Los Angeles Unified School District recognizes October 2025, and each following October, as Domestic Violence Awareness Month and supports survivors, victims, and witnesses of domestic, dating and intimate partner violence, defined as a pattern of abusive behavior in a relationship that is used by one partner to gain or maintain power and control over another intimate partner, including physical, sexual, emotional, economic, psychological, technological or digital actions or threats of actions or other patterns of coercive behavior that influence another person, such as behaviors that intimidate, manipulate, humiliate, isolate, frighten, terrorize, coerce, threaten, blame, hurt, injure, or wound someone;

Resolved further, That the Board recognizes the key role of educators, school staff, families, mental health professionals, government and community partners in building the capacities of our school community to prevent, address, and reduce the negative effects of the harms of domestic and dating violence, including cultivating the protective factors

of safer and more stable conditions, social connections, resilience and growth mindset, nurturing parent-child interactions, and social and emotional abilities;

Resolved further, That the Superintendent will deepen education and supports for students, staff, parents and families on healthy relationships and teen dating violence prevention through the following steps:

- Embed the topic of domestic and dating violence in at least one relevant Every School Safe (or similar) module, which is a series of monthly trainings for staff, workshops for families and assemblies for students on the awareness and prevention of safety concerns such as suicide, substance use, child abuse, and cyber security;
- Deepen and improve upon direct instruction on healthy relationships informed through student input;
- Consider additional professional development opportunities for school staff, including and not limited to psychiatric social workers, counselors, nurses and psychologists;
- Create at least one session for the Family Academy to help parents and families recognize the signs of domestic and teen dating violence and know where to access support, including financial, legal, employment, housing, and physical and mental health;
- Promote resources, including opportunities for safe anonymous reporting, such as those of the National Domestic Violence Hotline at 800-799-7233 or texting "start" to 88788 and loveisrespect.org, where youth ages 13 - 26 can text "loveis" to 22522 or call 866-331-9474 for support, the Domestic Violence Awareness Project at dvawareness.org; and the LA County Office of Violence Prevention's Domestic Violence Toolkit, available February 2026;
- Assess and build upon student-led efforts like school clubs, events, peer support and social media campaigns;
- Consider and act upon strategies to ensure confidentiality, sensitivity and protections for parents and families experiencing, escaping and/or healing from domestic violence; and
- Spread awareness of the Domestic Violence Awareness 2025 theme "With Survivors, Always | Con Sobrevivientes. Siempre," and the social media campaigns #WithSurvivors #DVAM2025 and #PurpleThursday, a National Day of Action to raise awareness by wearing purple on Thursday, October 23, 2025 and every year on the Thursday of the third full week in October to start conversations and end the silence around domestic violence;

Resolved further, That the Superintendent will strengthen supports for employees, including: continued training for supervisors and employees on entitled leave for victims and survivors, confidentiality, potential accommodations or temporary flexible work schedules; and offering referrals for mental health, housing, legal and financial support, including resources such as the California Victim Compensation Board;

Resolved further, That the Superintendent will cultivate intentional partnerships with experts specializing in culturally responsive domestic and dating violence through steps that may include:

- Creating a central list of current no cost Memorandums of Understanding (MOUs) detailing services, schools receiving services, and capacity to serve other schools if interested;

- Promoting widespread awareness of steps to partner with the District through the MOU process by updating guidance documents and hosting informational sessions like that of a partner forum; and
- Reviewing and updating pertinent bulletins, guidance and other resource documents related to no-cost health, non-health and mental health service MOUs;

Resolved further, That the Board directs the Office of Government Relations to consider domestic and dating violence, as well as opportunities to improve the victim, survivor and youth witness experience with government institutions, including city, county, judicial and publicly-funded nonprofit services, as a safety topic of importance for the 2026-27 Advocacy Guiding Principles and Priorities and subsequent years as is needed; and be it finally

Resolved, That the Superintendent will provide a written update to the Board on such efforts, including potential budget impacts, by February 2026, which is observed nationally and will be observed each February in LA Unified as Teen Dating Violence Awareness Month.

Ms. Ortiz Franklin submitted the following amendment to the second Whereas:

Whereas, October is annually recognized as National Domestic Violence Awareness Month; and although progress has been made toward ending generational cycles of violence and providing support to survivors and their families, ~~35~~58% of women and ~~31~~38% of men in California experience domestic violence and it remains a leading cause of homelessness for children and women;

Ms. Ortiz Franklin presented a brief video.

Ms. Gonez seconded the motion.

The following speakers addressed the Board:

- Alicia Baltazar, Community Member
- Eva Jackson, Community Member
- Diana Grant, Community Investment for Families Department
- Dr. Angela Parker, Jenesse Center
- Malinda Lewis, Positive Results Center
- Thakur Singh, Student

Mr. Schmerelson moved a waiver of Board Rule 72 to allow action on Res-022-25/26.

Mr. Melvoin seconded the motion.

On roll call vote, the motion passed, 7 ayes.

Mr. Yang recorded an advisory vote of aye.

Remarks were heard from Mr. Schmerelson, Mr. Melvoin, Dr. Rivas, Ms. Gonez, and Mr. Yang.

Remarks were heard from Superintendent Carvalho.

After discussion and on roll call vote, the resolution was adopted as amended, 7 ayes.

Mr. Yang recorded an advisory vote of aye.

The Board paused briefly for photographs.

The final version of the resolutions reads as follows:

Ms. Ortiz Franklin, Ms. Newbill, Ms. Griego, Dr. Rivas, Mr. Schmerelson, Mr. Melvoin, Ms. Gonez, Mr. Yang - With Survivors, Always: Domestic & Dating Violence Prevention, Awareness and Support (Res-022-25/26) (Waiver of Board Rule 72) **VERSION 2**

Whereas, The Los Angeles Unified School District prioritizes the safety of all students, staff and families and is committed to violence prevention, harm reduction, whole-child wellbeing, employee wellness, systems change and restorative justice at school and in the community;

Whereas, October is annually recognized as National Domestic Violence Awareness Month; and although progress has been made toward ending generational cycles of violence and providing support to survivors and their families, 58% of women and 38% of men in California experience domestic violence and it remains a leading cause of homelessness for children and women;

Whereas, 1 in 3 adolescents in America are victims of teen dating violence, which involves sexual, physical, verbal, cyber or emotional abuse and only 33% of teens in an abusive relationship ever reported the abuse; 81% of parents believe teen dating violence is not an issue or report they do not know it is an issue; and teens who experience dating abuse are at risk for long-term consequences including addiction, eating disorders, teen pregnancy, sexually transmitted infections, violent behavior and thoughts of suicide, including 50% of young people who experience rape, physical or sexual abuse attempting suicide;

Whereas, Adverse Childhood Experiences (ACES) such as exposure to domestic violence increase the risk for long-term consequences, including difficulty at school, substance abuse, behavioral problems in adolescence, and serious physical and mental health problems as adults;

Whereas, Domestic violence affects people of all genders, sexual orientations, ages, abilities and disabilities, and racial, ethnic, cultural, social, religious, and economic groups in the United States, it has a disproportionate impact on LGBTQIA+, immigrants, undocumented individuals, and Black, Native and Latine Americans;

Whereas, Domestic violence can be influenced by economic instability, gender and cultural norms, patriarchal culture and other environmental and societal elements including film, video games, social and mainstream media, and public figures; and domestic and dating violence are often an effect of intergenerational trauma within the systems of heteropatriarchy, capitalism, and colonialism that promote a culture of control, domination, fear, shame, and lack of accountability;

Whereas, Building the capacity of communities and schools to intervene, interrupt, and transform systems and culture through educational programs, healing, and practicing transformative justice are key to addressing domestic and dating violence;

Whereas, Since 1990, the Clothesline Project has used decorated shirts hung on a clothesline as a powerful visual display to raise awareness about the often-silenced experiences of violence against women, providing survivors, families, and supporters a meaningful and healing way to share their stories; and with over 500 projects in 41 states and 5 countries, it continues to educate, empower, and foster compassionate, supportive communities worldwide;

Whereas, In September 2020, the State of California was one of the first in the nation to recognize "coercive control" as a form of domestic violence; that is, even if violence is not visible, if it is a "pattern of behavior that unreasonably interferes with a person's free will and personal liberty" it is recognized as unlawful and validating for many victims/survivors;

Whereas, Recent California State legislation includes AB 2053 requiring comprehensive sexual health education to include resources related to adolescent relationship abuse and intimate partner violence and AB1071 requiring the publication of information on dating violence prevention on the California Department of Education's website;

Whereas, Domestic and dating violence is underreported for fears of retaliation, financial dependence, immigration status, loss of trust in people and systems, in addition to deeply personal and complex concerns, and all victims/survivors and communities deserve access to culturally responsive prevention programs and services to increase community safety and individual wellbeing;

Whereas, Recognizing the expertise across Los Angeles, the District has partnered with various organizations and educators to teach healthy relationships and violence prevention in schools as a part of the California Health Standards, especially in grades 7 and 9; and

Whereas, To truly support the District's Strategic Plan pillars of Academic Excellence, Joy and Wellness, Engagement and Collaboration, and Investing in Staff, the District must promote more awareness, education, and support to prevent and eventually end all forms of violence, including domestic, dating and intimate partner violence; now, therefore, be it

Resolved, That the Governing Board of the Los Angeles Unified School District recognizes October 2025, and each following October, as Domestic Violence Awareness Month and supports survivors, victims, and witnesses of domestic, dating and intimate partner violence, defined as a pattern of abusive behavior in a relationship that is used by one partner to gain or maintain power and control over another intimate partner, including physical, sexual, emotional, economic, psychological, technological or digital actions or threats of actions or other patterns of coercive behavior that influence another person, such as behaviors that intimidate, manipulate, humiliate, isolate, frighten, terrorize, coerce, threaten, blame, hurt, injure, or wound someone;

Resolved further, That the Board recognizes the key role of educators, school staff,

families, mental health professionals, government and community partners in building the capacities of our school community to prevent, address, and reduce the negative effects of the harms of domestic and dating violence, including cultivating the protective factors of safer and more stable conditions, social connections, resilience and growth mindset, nurturing parent-child interactions, and social and emotional abilities;

Resolved further, That the Superintendent will deepen education and supports for students, staff, parents and families on healthy relationships and teen dating violence prevention through the following steps:

- Embed the topic of domestic and dating violence in at least one relevant Every School Safe (or similar) module, which is a series of monthly trainings for staff, workshops for families and assemblies for students on the awareness and prevention of safety concerns such as suicide, substance use, child abuse, and cyber security;
- Deepen and improve upon direct instruction on healthy relationships informed through student input;
- Consider additional professional development opportunities for school staff, including and not limited to psychiatric social workers, counselors, nurses and psychologists;
- Create at least one session for the Family Academy to help parents and families recognize the signs of domestic and teen dating violence and know where to access support, including financial, legal, employment, housing, and physical and mental health;
- Promote resources, including opportunities for safe anonymous reporting, such as those of the National Domestic Violence Hotline at 800-799-7233 or texting "start" to 88788 and loveisrespect.org, where youth ages 13 - 26 can text "loveis" to 22522 or call 866-331-9474 for support, the Domestic Violence Awareness Project at dvawareness.org; and the LA County Office of Violence Prevention's Domestic Violence Toolkit, available February 2026;
- Assess and build upon student-led efforts like school clubs, events, peer support and social media campaigns;
- Consider and act upon strategies to ensure confidentiality, sensitivity and protections for parents and families experiencing, escaping and/or healing from domestic violence; and
- Spread awareness of the Domestic Violence Awareness 2025 theme "With Survivors, Always | Con Sobrevivientes. Siempre," and the social media campaigns #WithSurvivors #DVAM2025 and #PurpleThursday, a National Day of Action to raise awareness by wearing purple on Thursday, October 23, 2025 and every year on the Thursday of the third full week in October to start conversations and end the silence around domestic violence;

Resolved further, That the Superintendent will strengthen supports for employees, including: continued training for supervisors and employees on entitled leave for victims and survivors, confidentiality, potential accommodations or temporary flexible work schedules; and offering referrals for mental health, housing, legal and financial support, including resources such as the California Victim Compensation Board;

Resolved further, That the Superintendent will cultivate intentional partnerships with experts specializing in culturally responsive domestic and dating violence through steps that may include:

- Creating a central list of current no cost Memorandums of Understanding (MOUs) detailing services, schools receiving services, and capacity to serve other schools if interested;
- Promoting widespread awareness of steps to partner with the District through the MOU process by updating guidance documents and hosting informational sessions like that of a partner forum; and
- Reviewing and updating pertinent bulletins, guidance and other resource documents related to no-cost health, non-health and mental health service MOUs;

Resolved further, That the Board directs the Office of Government Relations to consider domestic and dating violence, as well as opportunities to improve the victim, survivor and youth witness experience with government institutions, including city, county, judicial and publicly-funded nonprofit services, as a safety topic of importance for the 2026-27 Advocacy Guiding Principles and Priorities and subsequent years as is needed; and be it finally

Resolved, That the Superintendent will provide a written update to the Board on such efforts, including potential budget impacts, by February 2026, which is observed nationally and will be observed each February in LA Unified as Teen Dating Violence Awareness Month.

- - -

Mr. McLean resumed the Order of Business.

- - -

NEW BUSINESS FOR ACTION

TAB 1. BOARD OF EDUCATION REPORT NO. 114-25/26
High School Physical Education Exemption

Dr. Frances Baez, Chief Academic Officer, and Brenda Pensamiento, Administrator, Counseling Services, responded to questions from Ms. Newbill.

Mr. Schmerelson moved that the report be adopted. Ms. Gonez seconded the motion.

On roll call vote, the report was adopted, 7 ayes.

Mr. Yang recorded an advisory vote of aye.

- - -

Mr. McLean modified the Order of Business.

- - -

TAB 8. BOARD OF EDUCATION REPORT NO. 075-25/26
Approval of Routine Personnel Actions

Board President Schmerelson made a brief statement regarding Superintendent Carvalho's contract amendment and renewal.

Ms. Gonez moved that the report be adopted. Ms. Ortiz Franklin seconded the motion.

Mr. McLean read the following statement:

Presented to the Board for approval as part of the routine agenda item is the new 2026 employment agreement for Superintendent Carvalho, and the amendment of the current employment agreement for Superintendent Alberto M. Carvalho.

Government Code section 54953 requires the Board, prior to taking final action, to provide an oral summary of a recommendation for a final action on the salaries, salary schedules, or compensation paid in the form of fringe benefits of a local agency executive during the open meeting in which the final action is to be taken.

Pursuant to Government Code section 54953, subdivision (c)(3), we report the following summary of the new employment agreement starting on February 14, 2026 and ending on February 13, 2030, regarding compensation, and fringe benefits:

1. Annual base salary of $440,000 for the 4-year term of the contract

2. Vacation and illness pay as well as health benefits per District policy.

3. District vehicle, driver, and cellphone.

4. District credit card for District-related expenses per District policy, and reimbursement for District-related expenses.

5. Access to District tax deferred 403b, 457b and 125 plans, and District will contribute $50,000 annually to 403b and 457b accounts selected by Mr. Carvalho, or equivalent value.

6. Pursuant to Government Code section 53260, an amount equal to his monthly base salary multiplied by the number of months left on the unexpired term not to exceed 12 months in the event the agreement is terminated prior to its expiration without cause.

7. Life insurance with a policy benefit of $1.5M

8. Salary and benefits for a period of six months if unable to perform his duties due to disability, and individual disability insurance policy that provides the maximum income replacement for which he is eligible in the event of illness or accident rendering him unable to perform his duties.

9. Payment of any salary owed to surviving spouse or relative in the event of death.

As for the amended employment agreement, we report the following summary regarding compensation, and fringe benefits:

1. In the event Mr. Carvalho is terminated for no cause before the expiration of his current contract, he will receive 12 months base salary.

2. All other compensation and fringe benefits remain the same.

Before the Board of Education takes action, speakers to this item will be heard.

There were no speakers to address the Board.

Remarks were heard from Ms. Griego, Ms. Gonez, Dr. Rivas, Ms. Newbill, Ms. Ortiz Franklin, Mr. Melvoin, Mr. Yang, and Mr. Schmerelson.

On roll call vote, the report was adopted, 7 ayes.

Mr. Yang recorded an advisory vote of aye.

The employment contracts will be available upon request and finalization of the contract.

Remarks were heard from Superintendent Carvalho.

TAB 13. BOARD OF EDUCATION REPORT NO. 081-25/26
Approval of the Renewal Petition for Alliance Leichtman-Levine Family Foundation Environmental Science High

Earlier in the meeting, Mr. McLean read the Public Hearing Statement.

Mr. Schmerelson moved that the report be adopted. Ms. Newbill seconded the motion.

Tiffany Wilson, Chief Operations Officer, Alliance College-Ready Public Schools, made a brief presentation to the Board.

The following speakers addressed the Board:

- Pablo Cesar Villavicencio, Alliance College-Ready Public Schools
- Veronica Gonzalez, Alliance Leichtman-Levine
- Talin Darkjian, Alliance Leichtman-Levine
- Vanessa Albarran, Alliance Leichtman-Levine
- Hugo Hernandez, Parent
- Diego Barreras, Student
- Damien Sutton, Alliance Leichtman-Levine
- Emmanuel Reyes, Student
- Mayra Hernandez, Student

Pablo Cesar Villavicencio, Chief Executive Officer, Alliance College-Ready Public Schools responded to questions from Ms. Griego.

Remarks were heard from Dr. Rivas.

Remarks were heard from Mr. Villavicencio.

David Locke, Chief Financial Officer, Alliance College-Ready Public Schools, and Marla Willmott, Director, Charter Schools Division, responded to questions from Mr. Schmerelson.

Ms. Willmott responded to questions from Ms. Griego.

Remarks were heard from Ms. Ortiz Franklin.

Mr. Locke and Mr. Villavicencio responded to questions from Ms. Newbill.

On roll call vote, the report was adopted, 6 ayes, 1 absent, Ms. Gonez.

Mr. Yang recorded an advisory vote of aye.

Later in the meeting, Ms. Gonez recorded an aye vote.

The final vote was 7 ayes.

TAB 14. BOARD OF EDUCATION REPORT NO. 082-25/26
Approval of the Renewal Petition for Alliance Morgan McKinzie High

Earlier in the meeting, Mr. McLean read the Public Hearing Statement.

Mr. Melvoin moved that the report be adopted. Ms. Newbill seconded the motion.

All speakers waived their time to speak.

Remarks were heard from Mr. Schmerelson.

On roll call vote, the report was adopted, 6 ayes, 1 absent, Ms. Gonez.

Ms. Yang recorded an advisory vote of aye.

Later in the meeting, Ms. Gonez recorded an aye vote.

The final vote was 7 ayes.

TAB 19. BOARD OF EDUCATION REPORT NO. 087-25/26
Approval of the Renewal Petition for Gabriella Charter

Earlier in the meeting, Mr. McLean read the Public Hearing Statement.

Rhonda Baldenegro, Executive Director, Gabriella Charter, made a brief presentation to the Board.

The following speakers addressed the Board:

- Patricia Gonzalez, Parent
- Chris Egleston, Logan Academy Athletics
- Lidia Lopez, Gabriella Charter School Alumni
- Antavius Ellison, Gabriella Charter School
- Fernando Magallon, Gabriella Charter School
- Lela Sang, Gabriella Charter School Alumni
- Angelica Solis, Parent

- Leah Millman, Logan Academy
- Cheryl Ortega, UTLA Board Member
- Suleyma Martinez, Parent
- Roxana Eggleston-Rangel, Parent
- Laura Campos, Parent
- Miho Murai, Parent
- Jane Doe
- Jane Doe
- Liza Bercovici, Community Member

Remarks were heard from Dr. Rivas.

Marla Willmott, Director of Charter Schools Division, Nate Reierson, Office of General Counsel, and Lillian Lee, Fiscal Administrator, Charter Schools Division, responded to questions from Dr. Rivas.

Remarks were heard from Mr. Schmerelson.

Remarks were heard from Ms. Griego.

Ms. Willmott responded to additional questions from Dr. Rivas.

Remarks were heard from Ms. Newbill.

Ms. Willmott, Krisztina Tokes, Chief Facilities Executive, Mr. Reierson, Jose Cole Gutierrez, Senior Executive Director of Strategy, and Ms. Lee, responded to questions from Ms. Newbill.

Remarks were heard from Ms. Ortiz Frankin.

Remarks were heard from Ms. Gonez

Ms. Willmott, Kristen Murphy, Associate Superintendent of Talent and Labor Relations, Superintendent Carvalho, and Mr. Reierson, responded to questions from Ms. Gonez.

Remarks were heard from Mr. Melvoin.

Mr. Reierson and Ms. Willmott responded to questions from Mr. Melvoin.

Remarks were heard from Dr. Rivas.

Dr. Rivas moved a motion to not renew the petition for Gabriella Charter. Ms. Navera Reed asked to clarify if her motion was to deny the charter renewal, to which Dr. Rivas replied yes.

Mr. McLean conferred with General Counsel.

Mr. McLean announced Dr. Rivas's motion to deny the Charter application. Mr. Schmerelson seconded the motion.

Mr. Melvoin asked General Counsel for clarification on Dr. Rivas's motion. Ms. Navera Reed responded.

Mr. Melvoin asked staff to clarify the criteria for the grounds for denial.

Remarks were heard from Mr. Melvoin and Dr. Rivas.

Ms. Ortiz Franklin asked for clarification regarding the motion proposed by Dr. Rivas, to which Dr. Rivas responded. They engaged in a discussion concerning the motion.

Ms. Navera Reed clarified to the public that what is agendized is the approval of the Charter renewal for Gabriella Charter, not the co-location agreement.

Ms. Gonez inquired about a procedural matter in accordance with Robert's Rules of Order, and Ms. Navera Reed provided a response.

Ms. Newbill asked for clarification regarding the underlying motion.

Dr. Rivas withdrew her motion to deny the petition for charter renewal.

Mr. Melvoin expressed a request for clarification concerning the grounds for denial as per State Law, and Ms. Willmott provided a response.

Mr. Melvoin inquired for clarification concerning the implications of not securing four affirmative votes for the recommendation to renew. Ms. Navera Reed provided a response.

Mr. McLean provided procedural clarification concerning the two motions in accordance with Robert's Rules of Order.

Ms. Gonez proposed the following amendment:

> UTLA has the ability under Gabriella's mutli-year agreement with the District to designate its co-location coordinator pursuant to its own procedures at Logan Academy under Article XXIX, Section 3.0;
>
> Staff support for the shared use agreement processes that are provided to traditional Prop. 39 co-locations can and will continue to be provided to Logan;
>
> District staff will renegotiate that the Multi-Year Co-location Agreement if and when it is deemed necessary to meet the ongoing needs of students at Logan Elementary School over time, including needs for essential operational and instructional spaces; and
> Of the funds recently paid by Gabriella Charter to address outstanding, previously disputed monies owed, District staff will allocate a significant portion directly to Logan Elementary School.

Ms. Gonez moved the amendment.

Dr. Rivas asked that her motion to deny the renewal petition for Gabriella Charter still stand.

Mr. McLean clarified, in accordance with Robert's Rules of Order, that it is not permissible to have two main motions simultaneously under consideration.

Mr. Melvoin and Ms. Griego sought clarification regarding the implications if the original motion fails.

Ms. Ortiz Franklin seconded Ms. Gonez's amendment.

Mr. McLean indicated that the underlying motion is on the table, and Ms. Gonez has subsequently introduced an amendment to this motion. The motion has been moved and seconded, and it is therefore appropriate to engage in a discussion regarding the proposed amendment.

Ms. Gonez put forth a call for the question. Mr. McLean explained that such a call requires a second and must be supported by a two-thirds majority vote, meaning it needs the approval of five out of the seven board members. As a result, all discussion on the underlying or subsidiary motion would end, enabling the Board to move on.

Ms. Ortiz Franklin inquired about the possibility of postponing the item to the Closed Session meeting scheduled for October 15, 2025. Board President Schmerelson stated he would like to complete this item.

Ms. Willmott provided the timeline for the Board to take action.

Further discussions were conducted to clarify whether the lack of an affirmative vote leads to inaction by the Board.

Mr. McLean requested a second for the call for the question. Mr. Schmerelson seconded the motion.

On roll call vote, the motion passed, 7 ayes.

Mr. Yang recorded an advisory vote of aye.

Mr. McLean initiated a call to vote on the amendment.

On roll call vote, the motion failed, 4 noes, 3 ayes, Mr. Melvoin, Ms. Gonez, Ms. Ortiz Franklin.

Mr. Yang recorded an abstention.

The amendment is not added to the underlying motion.

Mr. McLean stated that the Board has the option to either continue discussion on the underlying motion or proceed directly to a vote.

Mr. Schmerelson suggested that the Board should proceed to a vote.

Mr. McLean stated the Board will now vote on the renewal petition for Gabriella Charter.

Ms. Newbill moved to vote on the renewal petition for Gabriella Charter. Mr. Schmerelson seconded the motion.

On roll call vote, the item failed, 4 noes, 3 ayes, Mr. Melvoin, Ms. Gonez, Ms. Ortiz Franklin.

Mr. Yang recorded an abstention.

The Board does not adopt the recommendation to renew Gabriella Charter's renewal petition, and instead, takes specific action to deny Gabriella Charter's renewal petition.

The Board evaluated Gabriella Charter's renewal petition pursuant to the standards and criteria specified in the Charter Schools Act. Based on a comprehensive review of the renewal petition application and the record of performance, including the analysis outlined in the District issued Notice of Alleged Violations, the Board has determined that Gabriella Charter has not met the requirements set forth in Education Code sections 47605, 47607, and 47607.2. Therefore, the Board denies Gabriella Charter's renewal petition.

This Board Report No. 087-25/26, accompanying documents, Board deliberation, and the transcript of the Board meeting, shall constitute the Board of Education's adopted written findings of fact for the denial of Gabriella Charter's renewal petition.

TAB 21. BOARD OF EDUCATION REPORT NO. 089-25/26
Denial of the Renewal Petition for Learning by Design Charter) Recommends denial of the renewal petition for Learning by Design Charter, located in Board District 1 and Region South, for five (5) years, beginning July 1, 2026, until June 30, 2031, to serve up to 300 students in grades TK-5 in each year of the charter term.

Earlier in the meeting, Mr. McLean read the public hearing statement.

Charla Austin Harris, Founder and Executive Director of Learning by Design Charter school shared remarks.

The following speakers addressed the Board:

- Saidah Johnson, Parent
- David Ritcherson, California Charter Schools Association
- Joseph Williams, Learning by Design Charter
- Scott Warner, Community member
- Diana Garcia, Learning by Design Charter
- Kiki Wyatt, Learning by Design Charter

Mr. Schmerelson moved that the report be adopted. Ms. Griego seconded the motion.

Marla Willmott, Director of Charter Schools Division, responded to questions from Mr. Melvoin.

Remarks were heard from Ms. Griego.

Ms. Willmott responded to questions from Ms. Gonez.

Ms. Willmott, and Superintendent Carvalho responded to questions from Ms. Newbill.

On roll call vote, the report was adopted, 7 ayes.

Mr. Yang recorded an advisory vote of aye.

TAB 25. BOARD OF EDUCATION REPORT NO. 093-25/26
Approval of the Renewal Petition for Synergy Kinetic Academy

Rhonda Deomampo, Chief Executive Officer and Superintendent, Synergy Kinetic Academy, made a brief presentation to the Board.

Marla Willmott, Director of Charter Schools Division, responded to questions from Ms. Griego.

The following speakers addressed the Board:

- AnaLuz Morales, Parent
- Catalina Hernandez, Parent
- Martha Mejia, Parent
- Mayra Barragan, Parent
- Maricela Perez, Grandparent
- Veronica Garcia, Parent

Mr. Schmerelson moved that the report be adopted. Ms. Gonez seconded the motion.

On roll call vote, the report was adopted, 5 ayes, 2 absent, Dr. Rivas and Ms. Ortiz Franklin.

Mr. Yang recorded an advisory vote of aye.

Later in the meeting, Dr. Rivas and Ms. Ortiz Franklin recorded aye votes.

The final vote was 7 ayes.

TAB 27. BOARD OF EDUCATION REPORT NO. 095-25/26
Approval of the Renewal Petition for Vox Collegiate of Los Angeles

Mr. Schmerelson moved that the report be adopted. Mr. Melvoin seconded the motion.

Dr. Jasmine Banks, Head of School, Vox Collegiate of Los Angeles, made a brief presentation to the Board.

Marla Willmott, Director of Charter Schools Division, responded to questions from Ms. Newbill.

The following speakers addressed the Board:

- Jasmine Banks, Parent

Ms. Gonez suggested addressing Tab 28 along with Tab 27 and consolidating the vote for both items. There was no objection by the Board.

TAB 28. BOARD OF EDUCATION REPORT NO. 096-25/26
Approval of the Proposed Material Revision for Vox Collegiate of Los Angeles

Mr. McLean continued with speakers:

- Elanie Corona, Student
- Brandon Amaya, Student
- Raymond Gonzalez, Student
- Caeden Molina, Student
- Melanie Cooks, Parent
- Zaida Galeano, Vox Collegiate of Los Angeles
- Myra Hernandez, Parent
- Dakota Bernard, Alumni of Vox Collegiate of Los Angeles

All speakers for Tab 28 waived their time to speak.

On roll call vote, both reports were adopted, 7 ayes.

Mr. Yang was absent.

PUBLIC HEARINGS

TAB 39. Charter Petitions for Public Hearing (003-25/26)

CATCH Prep Charter High, Inc. (Board District 1, Region South, Middle Performance) Consideration of the level of support for a renewal start-up independent charter petition requesting to serve up to 300 students (current enrollment 124) in grades 9-12 beginning its next term in the 2026-2027 school year, with a proposed location of 4120 11th Ave., Los Angeles, CA 90008 (Proposition 39 site).

City Language Immersion Charter (Board District 1, Region West, Middle Performance) Consideration of the level of support for a renewal start-up independent charter petition requesting to serve up to 432 students (current enrollment 337) in grades TK-5 beginning its next term in the 2026-2027 school year, with a proposed location of 4001 Venice Blvd., Los Angeles, CA 90019.

ICEF Innovation Los Angeles Charter (Board District 1, Region South, Middle Performance) Consideration of the level of support for a renewal start-up independent charter petition requesting to serve up to 370 students (current enrollment 233) in grades TK-5 beginning its next term in the 2026-2027 school year, with a proposed location of 5029 S. Vermont Ave., Los Angeles, CA 90037.

New Los Angeles Charter (Board District 1, Region West, Middle Performance) Consideration of the level of support for a renewal start-up independent charter petition requesting to serve up to 360 students (current enrollment 316) in grades 6-8 beginning its next term in the 2026-2027 school year, with a proposed location of 1919 S. Burnside Ave., Los Angeles, CA 90016.

Stella Middle Charter Academy (Board District 1, Region West, Middle Performance) Consideration of the level of support for a renewal start-up independent charter petition requesting to serve up to 560 students (current enrollment 473) in grades 5-8 beginning its next term in the 2026-2027 school year, with a proposed location of 4301 W. Martin

Luther King Jr. Blvd., Los Angeles, CA 90008.

STEM Preparatory Elementary (Board District 1, Region South, Middle Performance) Consideration of the level of support for a renewal start-up independent charter petition requesting to serve up to 370 students (current enrollment 301) in grades TK-5 beginning its next term in the 2026-2027 school year, with a proposed location of 1374 W. 35th St., Los Angeles, CA 90007.

Camino Nuevo High # 2 (Board District 2, Region East, Middle Performance) Consideration of the level of support for a renewal start-up independent charter petition requesting to serve up to 500 students (current enrollment 508) in grades 9-12 beginning its next term in the 2026-2027 school year, with a proposed location of 3500 W. Temple St. Los Angeles, CA 90004.

Extera Public School No. 2 (Board District 2, Region East, Middle Performance) Consideration of the level of support for a renewal start-up independent charter petition requesting to serve up to 245 students (current enrollment 120) in grades TK-5 beginning its next term in the 2026-2027 school year, with a proposed location of 4112 E. Olympic Blvd., Los Angeles, CA 90023 (Proposition 39 site).

Rise Kohyang Elementary (Board District 2, Region East, Middle Performance) Consideration of the level of support for a renewal start-up independent charter petition requesting to serve up to 569 students (current enrollment 285) in grades TK-5 beginning its next term in the 2026-2027 school year, with a proposed location of 600 S. La Fayette Park Place, Los Angeles, CA 90057.

Matrix for Success Academy (Board District 2 & 5, Region East, Performance Category N/A[1] DASS charter school) Consideration of the level of support for a renewal start-up independent charter petition requesting to serve up to 500 students (current enrollment 246) in grades 9-12 beginning its next term in the 2026-2027 school year, with a proposed location of 1010 E. 34th St. Los Angeles, CA 90011 and 700 Wilshire Blvd., Suite 400, Los Angeles, CA 90017.

High Tech LA (Board District 3, Region North, Middle Performance) Consideration of the level of support for a renewal conversion independent charter petition requesting to serve up to 415 students (current enrollment 365) in grades 9-12 beginning its next term in the 2026-2027 school year, with a proposed location of 17111 Victory Blvd., Lake Balboa, CA 91406.

High Tech LA Middle (Board District 3, Region North, Middle Performance) Consideration of the level of support for a renewal start-up independent charter petition requesting to serve up to 450 students (current enrollment 252) in grades 6-8 beginning its next term in the 2026-2027 school year, with a proposed location of 5041 Sunnyslope Ave., Sherman Oaks, CA 91423 (Proposition 39 site).

Valley International Preparatory (Board District 3, Region Noth, Middle Performance) Consideration of the level of support for a renewal start-up independent charter petition requesting to serve up to 400 students (current enrollment 258) in grades 9-12 beginning its next term in the 2026-2027 school year, with a proposed location of 18827 Roscoe Blvd., Northridge, CA 91324.

ICEF Vista Elementary Academy (Board District 4, Region West, Middle Performance) Consideration of the level of support for a renewal start-up independent charter petition requesting to serve up to 370 students (current enrollment 272) in grades TK-5 beginning its next term in the 2026-2027 school year, with a proposed location of 4471 Inglewood Blvd., Los Angeles, CA 90066.

Ingenium Charter Middle (Board District 4, Region North, Middle Performance) Consideration of the level of support for a renewal start-up independent charter petition requesting to serve up to 270 students (current enrollment 180) in grades 6-8 beginning its next term in the 2026-2027 school year, with a proposed location of 7330 Winnetka Ave., Winnetka, CA 91306 (Proposition 39 site).

Magnolia Science Academy 4 (Board District 4, Region West, Middle Performance) Consideration of the level of support for a renewal start-up independent charter petition requesting to serve up to 360 students (current enrollment 133) in grades 6-12 beginning its next term in the 2026-2027 school year, with a proposed location of 11330 W. Graham Pl., Rm. B9, Los Angeles, CA 90064 (Proposition 39 site).

Citizens of the World Charter School Mar Vista (Board District 4, Region West, High Performance) Consideration of the level of support for a renewal start-up independent charter petition requesting to serve up to 1,070 students (current enrollment 503) in grades TK-8 beginning its next term in the 2026-2027 school year, with a proposed location of 11561 Gateway Blvd., Los Angeles, CA 90064 and 11518 West Pico Blvd., Los Angeles , CA 90064.

ICEF Vista Middle Academy (Board District 4, Region West, High Performance) Consideration of the level of support for a renewal start-up independent charter petition requesting to serve up to 375 students (current enrollment 193) in grades 6-8 beginning its next term in the 2026-2027 school year, with a proposed location of 5456 McConnell Ave., Los Angeles, CA 90066.

Equitas Academy 5 (Board District 5, Region West, Middle Performance) Consideration of the level of support for a renewal start-up independent charter petition requesting to serve up to 500 students (current enrollment 181) in grades TK-4 beginning its next term in the 2026-2027 school year, with a proposed location of 1612 W. Pico Blvd., Los Angeles, CA 90015.

PREPA TEC-Los Angeles (Board District 5, Region East, Middle Performance) Consideration of the level of support for a renewal start-up independent charter petition requesting to serve up to 388 students (current enrollment 327) in grades 6-8 beginning its next term in the 2026-2027 school year, with a proposed location of 8001 Santa Fe Ave., Walnut Park, CA 90255.

Wallis Annenberg High (Board District 5, Region East, Middle Performance) Consideration of the level of support for a renewal start-up independent charter petition requesting to serve up to 600 students (current enrollment 486) in grades 9-12 beginning its next term in the 2026-2027 school year, with a proposed location of 4000 S. Main St., Los Angeles, CA 90037.

Accelerated Charter Elementary (Board District 5, Region East, High Performance) Consideration of the level of support for a renewal start-up independent charter petition requesting to serve up to 528 students (current enrollment 526) in grades TK-6 beginning its next term in the 2026-2027 school year, with a proposed location of 3914 S. Main St., Los Angeles, CA 90037.

Pacoima Charter Elementary (Board District 6, Region North, Middle Performance) Consideration of the level of support for a renewal conversion independent charter petition requesting to serve up to 1,300 students (current enrollment 831) in grades TK-6 beginning its next term in the 2026-2027 school year, with a proposed location of 11016 Norris Ave., Pacoima, CA 91331.

Valor Academy High (Board District 6, Region North, Middle Performance) Consideration of the level of support for a renewal start-up independent charter petition requesting to serve up to 480 students (current enrollment 495) in grades 9-12 beginning its next term in the 2026-2027 school year, with a proposed location of 9356 Lemona Ave., North Hills, CA 91343.

Mr. McLean read the following public hearing statement:

Before action is taken on the following, a public hearing must be held.

This constitutes a public hearing on the following charter petitions:

- CATCH Prep Charter High, Inc.
- City Language Immersion Charter
- ICEF Innovation Los Angeles Charter
- New Los Angeles Charter
- Stella Middle Charter Academy
- STEM Preparatory Elementary
- Camino Nuevo High # 2
- Extera Public School No. 2
- Rise Kohyang Elementary
- Matrix for Success Academy
- High Tech LA
- High Tech LA Middle
- Valley International Preparatory
- ICEF Vista Elementary Academy
- Ingenium Charter Middle
- Magnolia Science Academy 4
- Citizens of the World Charter School Mar Vista
- ICEF Vista Middle Academy
- Equitas Academy 5
- PREPA TEC-Los Angeles
- Wallis Annenberg High
- Accelerated Charter Elementary
- Pacoima Charter Elementary
- Valor Academy High

A maximum of 24 individuals who wish to address the Board on the item will be heard. Those who wish to speak should sign up online. Speakers will be called by name.

The following speakers addressed the Board:

- Nicole Duquette, Extera Public Schools
- Kaitlin Allen, Rise Kohyang Elementary
- Michael Horne, Valley International Preparatory

- - -
Mr. Schmerelson moved to extend the meeting.
Ms. Newbill seconded the motion, which by general consent was adopted.
- - -

- Nasario Vasquez, Jr., Teacher
- Jacob Theis, Magnolia Public Schools
- Dr. Julie Troletti, Ingenium Charter Middle School
- Patricia Smith, CATCH Prep Charter High
- Cesar Lopez, Matrix for Success Academy
- Margret Woelke, Matrix for Success Academy
- Teresa Thane, Parent
- Rachel Villalobos, PREPA TEC-Los Angeles
- Lourdes Villaseñor, Equitas Academy #5
- Andrew Madrill, Student
- Deani Mateo, Student
- Keith Dell'Aquila, California Charter Schools Association
- Brooke Rios, New Los Angeles Charter Schools

- - -
Mr. McLean resumed the Order of Business.
- - -

NEW BUSINESS FOR ACTION (continued)

TAB 4. BOARD OF EDUCATION REPORT NO. 068-25/26
Approval of Procurement Actions

The following speakers addressed the Board:

- Akira Gurrola Furumoto, Student
- David Tokofsky, Community Member
- Tariq Hossain, Student
- Osman Khan, Center for the Prevention of Hate and Bullying
- Nelofer Mulk, Parent

Mr. Schmerelson moved that the report be adopted. Ms. Ortiz Franklin seconded the motion.

Elsy Rosado, Administrator, Student Support and Attendance Services Branch, responded to questions

from Ms. Griego and Ms. Gonez regarding Attachment B, Item L, various vendor contracts.

Remarks were heard from Ms. Gonez and Ms. Ortiz Franklin regarding Item L.

Matt Friedman, Chief Procurement Officer, responded to questions from Ms. Newbill regarding Item L.

After discussion and on roll call vote, the report was adopted, 7 ayes.

Mr. Yang was absent.

TAB 5. BOARD OF EDUCATION REPORT NO. 056-25/26
Approval of Facilities Contracts Actions

The following speakers addressed the Board:

- Lauren Kushner, Community Member

Superintendent Carvalho responded to questions from Mr. Melvoin regarding Attachment B, Item I, Hensel Phelps Construction Co. contract.

Kriztina Tokes, Chief Facilities Executive, responded to questions from Dr. Rivas regarding Attachment A, Item D, various contracts.

Ms. Tokes responded to questions from Ms. Newbill regarding Item I

Mr. Schmerelson moved that the report be adopted. Ms. Newbill seconded the motion.

After discussion and on roll call vote, the report was adopted, 7 ayes.

Mr. Yang was absent.

TAB 7. BOARD OF EDUCATION REPORT NO. 070-25/26
Donations of Money to the District

Remarks were heard from Ms. Griego.

Saman Bravo Karimi, Chief Financial Officer, and Pedro Salcido, Deputy Superintendent of Business Services and Operations, responded to questions from Ms. Griego.

Mr. Schmerelson moved that the report be adopted. Dr. Rivas seconded the motion.

After discussion and on roll call vote, the report was adopted, 7 ayes.

Mr. Yang was absent.

GENERAL PUBLIC COMMENT

The following speakers addressed the Board on the items indicated:

Maria Daisy Ortiz, Community Member	Violation of State law
Robert, Trumark Health	Health supplement for employees

BOARD MEMBER RESOLUTIONS FOR INITIAL ANNOUNCEMENT

The following resolutions will be for action at the November 18, 2025 Regular Board Meeting:

TAB 33. Ms. Gonez, Ms. Griego, Dr. Rivas - Resilient Schools: Extreme Heat Mitigation & Disaster Preparedness at LAUSD (Res-017-25/26)

Whereas, The increasing frequency and severity of extreme heat events, wildfires, and other climate driven disasters demand immediate action, and local agencies like the Los Angeles Unified School District cannot afford to wait for state or federal intervention alone, but must act with urgency to safeguard the health, safety, and learning conditions of students and staff;

Whereas, The impacts of the climate crisis fall disproportionately on low-income communities and communities of color, whose neighborhoods often lack access to cooling systems, tree canopy, shade, and resilient infrastructure, making it imperative that the District lead with equity by prioritizing policies and investments that protect those most vulnerable;

Whereas, These unequal impacts are not accidental, but the result of decades of intentional disinvestment, redlining, and environmental racism that have left Black, brown, immigrant, and low-income students learning in campuses with fewer resources and greater exposure to climate hazards;

Whereas, The District has invested in making our campuses greener and more resilient, but many campuses still have outdated cooling infrastructure and lack shade and climate resilient designs, which can lead to disrupted instruction and negative impacts on student learning both in classrooms and in outdoor education;

Whereas, Green spaces are a critical component of mitigating extreme heat and improving air quality, and the District, as outlined in the Green Schools for All Resolution (Res 002-22/23), has established a 30% green space and 20% tree canopy standard for its playgrounds and has committed $1.2B from Measure US towards meeting those ambitious goals;

Whereas, While recognizing the need for some blacktop and open hard surfaces to meet physical education, green spaces have proven benefits when leveraged for physical activity, playspaces, and outdoor learning classrooms;

Whereas, Beyond the significant detriments to health and wellbeing, there are serious concerns around the impacts of heat exposure to children's learning. A recent systemic review published in July 2025 in POS Climate found that extended exposure to heat impairs students' cognitive abilities, negatively affecting their academic performance;

Whereas, Artificial turf adds to the impacts of extreme heat, since it absorbs and retains far more solar radiation than natural grass creating surface temperatures reaching in excess of 160 degrees, exacerbating the urban heat island effect, with growing body of research and health and environmental experts expressing concerns over the potential for harm including burns, chemical exposure, and other injuries (L.A. Times, September, 2025);

Whereas, Extreme heat does not impact all schools equally, with the harshest impacts borne by campuses in dense, heat-burdened neighborhoods that already lack trees, parks, and cooling infrastructure, leaving students in these communities more exposed to dangerous conditions and less able to learn in safe environments;

Whereas, The growing impacts of extreme heat demand a comprehensive approach to protect the health and safety of students and staff, requiring the District to evaluate and address multiple vulnerabilities at once including the environmental and health risks posed by artificial turf, the strain of aging HVAC systems during heat waves, and the uneven access to critical protections such as shade structures and hydration stations, so that all campuses are adequately prepared to mitigate the dangers of rising temperatures;

Whereas, The District has created tools for response to extreme weather events, including the issuing of heat advisories with recommendations and the Enhanced Emergency Preparedness Bulletin to support school leaders in making timely and informed decisions during heat-related natural disasters, including through the the use of the Natural Disaster Decision-Making Matrix, Tiered Fire Support system, and new tools such as the Wildfire Decision-Making Tree;

Whereas, The District recognizes that school buildings must have actionable plans in place for temporarily posturing their buildings and HVAC systems to reduce the negative impact of extreme heat, wildfire smoke, and other potential airborne contaminants, as well as an actionable plan in place to return to normal operation and verify proper operation of all HVAC systems;

Whereas, Shade, through trees, canopies, and other natural or built features, is one of the most effective and immediate protections and the District's facilities division has committed to a goal of at least 20% shade coverage when undertaking campus greening projects, it is critical to assess current progress toward the benchmark and adopt a clear actionable strategy to meet it; yet schools in historically redlined and under-resourced neighborhoods continue to have the least shade coverage, leaving their students disproportionately exposed to unsafe outdoor conditions; and

Whereas, Funds from voter-approved bond measures including LAUSD's local facilities bond Measure US, and state bond measures Proposition 2 and Proposition 4 create an opportunity to further prioritize District capital investments to increase the build out of renewable energy technologies, such as solar photovoltaic panels and battery energy storage systems on District property to sustainably power upgraded HVAC systems, ensuring long-term cost savings and climate resilience for campuses, and urgent action is needed to secure federal clean energy and energy efficiency tax credits before they expire; now, therefore, be it

Resolved, That the Los Angeles Unified School District shall update its disaster preparedness plans to ensure a comprehensive response to escalating threats posed by extreme heat and related climate emergencies including wildfires so that they clearly outline (1) decision-makers and clear metrics for operational procedures such as shifting school schedules and closures, (2) guidance on continuity of instruction, (3) notification of school site leaders, staff, and families on District response and any other necessary information that can be shared in coordination with City and County emergency response agencies, and (4) include necessary training for staff on the updated protocols. This process shall solicit feedback from all relevant District divisions, labor partners, school site staff, families, students, and community stakeholders, to ensure the plan reflects on the ground needs, and report back to the Governing Board of the Los Angeles Unified School District in 90 days;

Resolved further, Considering the need to ensure our campus infrastructure can address extreme heat events, the District shall:

- Accelerate HVAC system replacements in alignment with the existing MERV 13 standards, with the goal of having at least 20-25 projects (standalone HVAC system upgrades and/or as a component of a larger project) underway at all times, with annual progress reports to the Board included in the annual update of the Facilities Services Division Strategic Execution Plan. Standalone projects at campuses shall continue to be prioritized based on system condition, with subsequent consideration given to student need (such as SENI ranking) and community climate burden (such as CalEnviro Screen and extreme heat exposure);
- Implement, to the extent feasible, the use of climate-friendly, all electric technologies such as heat pumps, in HVAC modernization projects, aligned with the District's goals to transition to 100% clean, renewable energy, and where feasible, to incorporate opportunities for energy efficiency and renewable energy projects to sustainably power upgraded HVAC systems;
- Provide an update by the end of the 2025-2026 school year on progress on the District's strategy from the Business Services and Operations Division for the deployment of additional heat mitigation measures such as expanded tree canopy, shade structures, nature-based cooling solutions such as native plantings and permeable surfaces, hydration stations, and misting systems to ensure students and staff have access to cooling space and protection from heat, including how the deployment strategy prioritizes communities most impacted by extreme heat and air pollution;
- Prepare and present an Interim Heat Mitigation Plan to protect students and staff at schools with aging HVAC systems, limited shade coverage. The plan will outline short-term strategies to reduce heat exposure, including the use of portable cooling units, hydration stations, and designated cool zones; adjusted schedules and outdoor activity modifications during peak heat. The plans will ensure frontline schools in historically disinvested communities receive protections so they are not forced to bear disproportionate risks while awaiting full modernization. Clear communication protocols will ensure timely guidance to school leaders and families, bridging the gap until full modernization efforts are complete;

- Ensure adequate staffing for the ongoing repair and maintenance of HVAC systems, shade structures, hydration stations, and other critical heat-mitigation infrastructure, with staffing levels reviewed annually to align with Districtwide needs and equity priorities; and
- Explore opportunities to apply for Proposition 2 and 4 funding to help address the heat mitigation goals, campus greening, energy efficiency and the clean energy goals to build on the District's Measure US investments to enhance air quality, add green space, and protect the health of students, staff, and families;

Resolved further, That in recognition of the significant environmental and climate consequences of artificial turf, including the release of microplastics, into soil and waterways, and its absorption and radiation of heat that exacerbates the urban heat island effect, the District shall update its policy to:

- Prohibit installation of artificial turf at early education centers, primary centers, elementary schools, and middle schools, regardless of funding source;
- Prioritize the replacement of existing artificial turf at early education centers (EECs) and Elementary schools, in particular, as they reach their end-of-life with grass, plants, or natural materials to the extent feasible; including potential pilots for natural groundcover as an alternative to grass that still provide safe play areas but require less water and lower maintenance, with pilots prioritized for schools in communities that have been historically under-resourced and disproportionately burdened by extreme heat, pollution, and lack of access to safe green space;
- Identify funding to conduct a study that includes:
    - A cost-benefit analysis taking into account the public health impacts, injury liability to the District, environmental impacts such as water contamination, the impacts of climate hazards such as extreme heat and rain storms, the costs of remediation, waste management and costs to our waste stream of artificial turf versus natural grass playing fields;
    - Data collected from monitoring exposure to artificial turf in high-heat conditions (e.g. scheduling early morning/evening activity, heat advisories, cooling interventions);
    - Stakeholder input gathered from labor partners, school staff, students, families, and community members;
    - Findings shall be publicly presented and reviewed at appropriate venues, including meetings of the Governing Board of Education, the Committee of the Whole, and the Greening Schools & Climate Resilience Committee, to ensure transparency. All resulting policy updates must explicitly address equity impacts and demonstrate how the District will correct historic patterns of underinvestment in schools serving Black, brown, immigrant, indigenous and low-income communities; and

Resolved further, That the study shall inform staff recommendations for a policy update pertaining to synthetic turf as part of high school competitive athletic facilities to be presented to the Board within 120 days; and, be it, finally

Resolved, That regular updates on extreme heat mitigation and the District's response shall be included in the annual report of the Office of Eco-Sustainability, to the Committee of the Whole, the Greening Schools and Climate Resilience Committee, and the LAUSD-UTLA Joint Climate Task Force.

TAB 34. Mr. Melvoin - Building Stronger Communities: Leveraging School Facilities for Engagement and Financial Stewardship (Res-021-25/26)

Whereas, The Los Angeles Unified School District (District) is committed to improving and maintaining state-of-the-art facilities–including 1,200 schools and 21,000 buildings–that maximize student learning, provide enrichment opportunities, and serve the public and community;

Whereas, The District strives to manage public funds and District-owned properties with transparency, efficiency, and accountability;

Whereas, Any use of school facilities or access to District owned property must be documented and authorized by an agreement such as a civic center permit, filming permit, or license agreement. The Real Estate and Business Development department within the District's Facilities Service Division is responsible for processing and preparing these agreements. These agreements allow users to access the District's public facilities, and generate approximately $15 million in annual revenue for the District;

Whereas, The Civic Center Act detailed in California Education Code §§ 38130–38139 requires school districts to make their facilities available for community use when not needed for school purposes. Local organizations and members of the public may utilize District facilities for recreation and sports, public meetings and forums, arts, music, and cultural events, childcare, and more;

Whereas, Each school district adopts its own board policy and administrative regulations implementing the Civic Center Act including application processes, priority use schedules, fee structure, insurance and liability coverage, and permitted activities;

Whereas, Partners and members of the community currently utilize District owned property–including schools, athletic fields, and gyms–for a variety of purposes including community meetings, athletic and enrichment activities, camps, carnivals, filming and more;

Whereas, Given the broad scope of duty to manage 21,000 buildings and its charge to address Proposition 39 charter school facilities agreements, the District's Real Estate and Leasing Department is overextended beyond its capacity to thoroughly assess District assets and provide appropriate customer service to members of the community who may be interested in utilizing district facilities;

Whereas, The District should consider realigning the Real Estate and Leasing Department around four key functional areas: including 1) licensing/access, 2) asset management, 3) revenue generation, and 4) compliance;

Whereas, The District's current system to receive and process agreements is inefficient and is not designed to handle the complexity, volume, or opportunity presented by the

number and types of District facilities available for third-party use;

Whereas, Currently, District facilities are underutilized for community use beyond the school day, which represents untapped opportunity for community benefit and revenue generation for the District;

Whereas, Unlike in other systems, members of the public cannot currently access a centralized portal to view or request facility use, and internal systems lack automation, performance monitoring, and transparency;

Whereas, A centralized digital platform with online applications, automated alerts, and public-facing access is necessary to streamline operations, improve customer experience, and reduce compliance risk; and

Resolved, That in order to improve the community and partner use of Los Angeles Unified School District (District) facilities and to maximize revenue to the District, the Governing Board of the Los Angeles Unified School (Board) directs the District to:

- Determine funding and issue a Request for Proposal (RFP) for an updated, centralized, online real estate and facilities management platform to support intake, workflow tracking, agreement management, and performance monitoring. The system should be user-friendly and include:
    - Automated deadline alerts and internal notifications for District staff
    - Public-facing tools for site browsing, pricing, online applications, and online payments (i.e., ACH, credit card);
- Coordinate with and support school administrators to align site availability, community access, and scheduling, and develop a plan to centralize a facility use calendar and communication plan to support higher utilization and equitable access;
- Review and revise the District's policy regarding facility access and fees to reflect current operational realities and equity considerations including, but not limited to partners' nonprofit vs for profit status and/or facility demand and availability;
- Evaluate options and develop a plan to update and simply the public facing website to make facility options and pricing structures more transparent and responsive to community needs; and, be it finally

Resolved, That the District report back to the Board within 120 days with a plan to achieve the actions outlined above, including timelines, cost estimates, and staffing needs to support implementation by the 2026-2027 school year.

ADJOURNMENT

Ms. Griego asked that the meeting be adjourned in memory of Linda Guthrie, LAUSD Teacher; and Kent Wong, Labor and Social Justice Champion.

Mr. Melvoin asked that the meeting also be adjourned in memory of Debbie Montaño, Plant Manager, Emerson Charter Middle School.

Ms. Newbill asked that the meeting also be adjourned in memory of Florence Elizabeth Downing,

Former LAUSD Teacher.

Mr. Schmerelson asked that the meeting also be adjourned in memory of Leah Brackins, Senior Parent and Community Facilitor, Student, Family and Community Engagement; and Jerry Dale Thornton, former LAUSD Inspector General.

By general consent, the meeting adjourned at 9:18 p.m.

APPROVED BY THE BOARD:

SCOTT M. SCHMERELSON PRESIDENT	MICHAEL A. MCLEAN EXECUTIVE OFFICER OF THE BOARD

ll

BOARD OF EDUCATION OF THE CITY OF LOS ANGELES
Governing Board of the Los Angeles Unified School District

REGULAR MEETING MINUTES
333 South Beaudry Avenue, Board Room
1208 Magnolia Avenue, Gardena, CA 90247
9945 Laurel Canyon Blvd., Pacoima, CA 91331
10:00 a.m., Friday, June 12, 2026

The Los Angeles Board of Education acting as the Governing Board of the Los Angeles Unified School District met in regular session on Friday, June 12, 2026, at the Administrative Offices, Board Room, 333 South Beaudry Avenue, Los Angeles, California.

Mr. Michael A. McLean, Executive Officer of the Board of Education, called the meeting to order at 10:05 a.m.

The following Board Members were present: Ms. Sherlett H. Newbill, Dr. Rocío Rivas, Ms. Tanya Ortiz Franklin and Board President Scott Schmerelson.

Ms. Karla Griego arrived at approximately 10:07 a.m.

Ms. Kelly Gonez arrived at approximately 12:30 p.m.

Mr. Nick Melvoin was absent.

Student Board Member Jerry Yang was present.

Acting Superintendent Andrés E. Chait was also present.

A video featuring Board District 3's Student Advisory Council for the 2025-26 school year leading the Pledge of Allegiance was played.

A voice recording of the Land Acknowledgement was played.

BOARD PRESIDENT'S REPORTS

Board President Schmerelson recognized several June observances, including Pride Month, Father's Day, Juneteenth, and Men's Mental Health Awareness Month. He expressed support for the LGBTQ+ community, acknowledged the contributions of fathers and single mothers serving in dual parenting roles, encouraged commemoration of Juneteenth and its historical significance, and emphasized the importance of supporting men's mental health and well-being.

LABOR PARTNERS

Esther Nguyen, Government and Community Relations Manager for Service Employees International Union (SEIU) Local 99, yielded her time to community partner and parent, Griselda Perez. Ms. Perez urged the Board to protect the Student Equity Needs Index (SENI) program and schools from budget cuts. She also advocated for greater budget transparency so school communities can better understand how the Fiscal Stabilization Plan will impact staffing and resources.

Georgia Flowers Lee, representing United Teacher Los Angeles (UTLA), expressed opposition to the *Protecting High-Need Schools During Fiscal Instability* (Res-063-25/26) resolution and criticized funding reductions to the Black Student Achievement Plan (BSAP) and cuts to the Peer Assistance and Review (PAR) Program. Additionally, Ms. Flowers Lee expressed UTLA's support for the LGBTQ+ community and yielded the remainder of her speaking time to Jessica.

Jessica, representing the Rainbow Education Coalition of Los Angeles (RECLA), expressed support for the *Celebrating Pride 2026: A Review of LGBTQ+ Supports, Resources, and Programming for Students, Educators, and Families* (Res-064-25/26) resolution. She called for an LGBTQ+ steering committee to inform decision-making affecting LGBTQ+ students and encouraged collaboration with labor partners and community coalitions.

Gil Gamez, President of the Los Angeles School Police Association, described several recent incidents at schools and emphasized the importance of school police in maintaining school and student safety. He urged the Board to preserve funding for school police and student safety and to protect funding for the Black Student Achievement Plan (BSAP). Mr. Gamez also requested that law enforcement representatives be included in Safe Passage meetings so that they can provide the perspective of law enforcement when it comes to safety.

COMMITTEE CHAIR REPORTS

Dr. Rivas reported on the May 14, 2026, Charter School Committee meeting.
Dr. Rivas reported on the May 19, 2026, Committee of the Whole meeting.
Ms. Griego reported on the May 20, 2026, Curriculum and Instruction Committee meeting.
Dr. Rivas reported on the May 27, 2026, Greening and Climate Resilience Committee meeting.
Later in the meeting Ms. Gonez reported on the June 4, 2026, Children and Families in Early Education meeting.

ARTS ADVISORY COUNCIL REPORT

Juanda Marshall, Adult Co-Chair of the Arts Advisory Council (AAC), and Alyssa Kim, Student Co-Chair, presented data-informed insights to support equitable decision-making under the Arts Justice Resolution. The presentation covered the following:

- An introduction to the identity, mission and responsibilities of the Arts Advisory Council.
- Results from a recent council-led survey, which highlighted five success areas and five gaps and recommendations to improve the quality and accessibility of arts education.

AAC members, Whitney Weston from Greenway Arts Alliance and Jean Hoel from the Museum of Contemporary Art introduced themselves.

Board Members thanked the council for their presentation and the work they do.

Ms. Ortiz Franklin recommended incorporating questions specifically addressing student experiences in the arts into the general student experience survey. The Superintendent affirmed the recommendation and committed to exploring the inclusion of these questions.

STUDENT BOARD MEMBER REPORT

Jerry Yang expressed his gratitude for the opportunity to serve as a student board member and thanked the District, Board Members, staff, students, and his family for their support and contribution to his growth. He shared parting reflections, noting that he will carry values learned within the District into his future endeavors.

SCOLIOSIS AWARENESS

Brooke Kim, a student, presented on scoliosis awareness and proposed a mandate for the annual distribution of digital scoliosis awareness materials to families. She highlighted that this initiative would support early detection and help bridge healthcare equity gaps in low-income families.

SUPERINTENDENT'S REPORTS

Acting Superintendent Chait introduced the Superintendent's Student Advisory Council and the Parent Advisory Committee. He thanked both committees for their work which has helped advance important discussions to better serve students and families.

SUPERINTENDENT'S STUDENT ADVISORY COUNCIL (SAC)

Salik Mian, SAC Council President, along with SAC officers Ashley Lares, Samuel Pikehines and Anna Mian, shared recommendations developed from student input across the District to help center the student experience in the Local Control and Accountability Plan (LCAP) and District decision-making.

Recommendations include:

- Amplify accessibility and visibility of Career Technical Education (CTE) coursework
- Increase the number of Edgenuity licenses, provide promotional resources and conduct one-on-one workshops on how to take AP courses on Edgenuity
- Increase and promote dual enrollment
- Expand professional development opportunities
- Increase direct-to-career education
- Increase and promote access to Psychiatric Social Workers (PSWs)
- Improve school site safety practices through the School Safety Plan
- Establish a community-based process for assessing school need for School Police/School Resource Officers (SROs), by school site.
- Implement routine checkups on school facilities, and promote avenues to allow students to report issues with school facilities

The SAC expressed appreciation to the Superintendent and District staff for their support throughout the year and requested to be kept informed about the implementation process for these recommendations.

Board Members, Student Board Member Yang, and Acting Superintendent Chait thanked the students for their presentation.

Board Members asked questions regarding several of the issues addressed in the committee's recommendations. Acting Superintendent Chait and Krisztina Tokes, Chief Facilities Executive responded to questions and provided additional information.

PARENT ADVISORY COMMITTEE (PAC)

Andrew Krowne, President; Eva Jackson, Vice Chairperson; Maria Sanchez, Secretary; Aaron Craig, Assistant Secretary; and Steven Urrutia, Public Relations, presented the PAC's recommendations for the Local Control and Accountability Plan (LCAP).

- Accomplishments: PAC highlighted its accomplishments over the past year, including holding regular meetings with the Superintendent, launching new LCAP Study Session webinars, enhancing collaboration with other parent advisory committees, and improving the Committee's operational efficiency
- Challenges: PAC identified several challenges, including membership demand exceeding the number of available positions available, an insufficient number of meeting dates to fully accomplish the Committee's work, and the timing of presentations by advisory committees, which occur too late in the LCAP development process to maximize input.
- Recommendations: PAC recommended adjusting class sizes or staffing levels based on evidence-based performance data and researching the use of artificial intelligence (AI) to support instruction and operations. Additional recommendations included increasing intervention services for students and providing the Committee with more data-driven financial, and performance metric reports.

  PAC also recommended establishing collaborative action teams to strengthen implementation of the LCAP goals at schools. Other recommendations included developing a detailed budget, goals, and plan to increase success on the English Language Proficiency Assessment for California (ELPAC) and expanding Black Student Achievement Plan (BSAP) recruitment, training, and support to improve implementation.

Board Members and the Acting Superintendent Chait thanked the committee for its presentation and asked questions regarding the recommendations. Acting Superintendent Chait and Pedro Salcido, Deputy Superintendent, Business Services and Operations, responded to questions and provided additional information.

- - -

Mr. McLean modified the Order of Business to allow action on a time certain item.

- - -

BOARD MEMBER RESOLUTIONS FOR ACTION

Ms. Ortiz Franklin introduced the following resolution with a 1:00 p.m. time certain:

TAB 28: Ms. Ortiz Franklin - Protecting High-Need Schools During Fiscal Instability (Res-063-25/26) (Noticed May 21, 2026) (Version 3)

Whereas, The Los Angeles Unified School District is committed to ensuring all students graduate ready to thrive in college, career and life, which requires equity in action, including an equitable distribution of resources, stability of staffing and resources, especially in highest-need communities;

Whereas, Based on the collective advocacy of community, the Governing Board of the Los Angeles Unified School District created the Student Equity Needs Index (SENI) through the 2014 "Equity Is Justice" resolution and updated it through the 2018 "Equity Is Justice 2.0" and 2021 "Equity Is Justice 2021" resolutions to better address the academic, community, and pandemic-related concentration of need;

Whereas, In 2020, the Board established the Black Student Achievement Plan (BSAP) to address historic inequities in educational experiences and outcomes for our Black students through targeted academic, socio-emotional and culturally responsive supports;

Whereas, In August 2021, the Board adopted the "Equity in Action" resolution to ensure equity is considered in all Board decisions and requires the annual budget process to include a comprehensive analysis of investments and publicize allocation of dollars spent equitably;

Whereas, In June 2025 the Board adopted a Fiscal Stabilization Plan to address $1.6 billion deficit estimated for 2027-2028, cutting unspent funds carried over and reducing SENI, resulting in disproportionate reductions in budget cuts to SENI high and highest need schools;

Whereas, The Board adopted the "Budgeting based on Equity and Student Need" June 2025 resolution, requiring the District to maintain sufficient staffing at school sites, center students' needs, prioritize equity and recognize the value of all employees through public transparency and to complete an equity impact analysis of budget reductions;

Whereas, Schools budgets are fundamentally based on student enrollment which has steadily declined for decades and is further being reduced in predominantly immigrant neighborhoods because of genuine fear of federal attacks on our immigrant communities;

Whereas, The District has achieved remarkable academic progress among all student groups during the 2024-2025 school year, demonstrating the effectiveness of equity-based investments and staffing stability; now, therefore, be it

Resolved, That the Governing Board of the Los Angeles Unified School District commits to upholding the principle of equity in school-site staffing; and, be it finally

Resolved, That the Los Angeles Unified School District shall ensure mutual consent and shall not force-place any staff at SENI high and highest need schools and BSAP Group 1 schools, to the greatest extent permissible by law.

Mr. Schmerelson seconded the motion.

Ms. Ortiz Franklin urged the Board to consider the impact of involuntary assigning employees to school sites without mutual consent, expressing concern that the practice could negatively affect school culture and student achievement, particularly at high-need schools. She then invited Eva Jackson, parent, and Melissa Mack, educator, to address the topic.

Ms. Jackson emphasized the importance of the Black Student Achievement Plan (BSAP) and urged the Board to preserve the program without reductions.

Ms. Mack also spoke in support of preserving BSAP and the Student Equity Needs Index (SENI),

emphasizing their importance during the District's current fiscal challenges.

The following speakers addressed the Board on the item:

- Latanya Hull, Parent/CADRE
- Ezekiel Gatacho, Student
- Jovita Angel, CADRE
- Jon Paul Arcienega, Teacher
- Arelia Valdivia, Reclaim Our Schools LA
- Angelica Salazar, Partnership for Los Angeles Schools
- Moleetha Gibson-Murray, Parent

Ms. Ortiz Franklin emphasized the importance of equity, especially as it relates to BSAP and SENI schools. She reiterated the resolution's goals of staffing equity and mutual consent in site placements.

Board Members raised questions and concerns regarding the impact and implications of the resolution, which were addressed by Ms. Ortiz Franklin; Frank Serrato, Chief Human Resources Officer; Acting Superintendent Chait; and David Greco, Personnel Director.

Ms. Gonez moved the following friendly amendment to the second Resolve:

> Resolved, That the Los Angeles Unified School District shall seek a wide range of solutions to help promote stability among certificated and classified staff at SENI high and highest need schools and BSAP group one schools and report back to the Board by September of 2026, and work with our labor partners to develop collaborative solutions to better ensure equitable staffing across the District. ~~ensure mutual consent and shall not force-place any staff at SENI high and highest need schools and BSAP Group 1 schools, to the greatest extent permissible by law.~~

The motion to amend did not receive a second, therefore, the motion to amend was not approved.

Ms. Ortiz Franklin recognized the fiscal challenges and welcomed the opportunity to discuss mutual consent and protecting high-need schools.

On roll call vote the resolution failed, 5 noes, 1 aye (Ms. Ortiz Franklin), 1 absent (Mr. Melvoin).

Student Board Member Yang abstained.

- - -

Mr. McLean resumed the Order of Business

- - -

CONSENT ITEMS

Items for action below to be adopted by a single vote:

NEW BUSINESS FOR ACTION

TAB 1: BOARD OF EDUCATION REPORT NO. 417-25/26
Approval of Routine Personnel Actions

TAB 2: BOARD OF EDUCATION REPORT NO. 418-25/26
Provisional Internship Permits

TAB 3: BOARD OF EDUCATION REPORT NO. 448-25/26
Renaming of Cesar E. Chavez Learning Academy

Later in the meeting Tab 3 was included as part of the consent items.

TAB 4: BOARD OF EDUCATION REPORT NO. 446-25/26
Renaming of Cesar Chavez Elementary School

TAB 5: BOARD OF EDUCATION REPORT NO. 439-25/26
Define and Approve Seven Shade Structures Over Play Equipment Projects and Amend the Facilities Services Division Strategic Execution Plan to Incorporate Therein

TAB 7: BOARD OF EDUCATION REPORT NO. 438-25/26
Define and Approve Six Projects to Provide Critical Replacements and Upgrades of School Building/Site Systems and Components and Amend the Facilities Services Division Strategic Execution Plan to Incorporate Therein

TAB 8: BOARD OF EDUCATION REPORT NO. 440-25/26
Define and Approve 21 Board District Priority and Region Priority Projects and Amend the Facilities Services Division Strategic Execution Plan to Incorporate Therein

TAB 11: BOARD OF EDUCATION REPORT NO. 394-25/26
Approval of Facilities Contracts Actions

TAB 13: BOARD OF EDUCATION REPORT NO. 427-25/26
Approval of Non-Formula Grant Agreements: Ratification of Delegated Authority

TAB 15: BOARD OF EDUCATION REPORT NO. 432-25/26
Approval to Submit Multi-part Data Collection Application for the 2026-27 Consolidated Federal and State Categorical Funding Aid Programs to the California Department of Education

TAB 16: BOARD OF EDUCATION REPORT NO. 429-25/26
Donations of Money to the District

TAB 17: BOARD OF EDUCATION REPORT NO. 430-25/26
Report of Cash Disbursements, Request to Reissue Expired Warrants, and Report of Corporate Credit Card Charges

TAB 18: BOARD OF EDUCATION REPORT NO. 455-25/26
Approval of the Certification of Signatures for Fiscal Year 2026-27

TAB 20: BOARD OF EDUCATION REPORT NO. 421-25/26
Update of Debt Management Policy

TAB 23: BOARD OF EDUCATION REPORT NO. 376-25/26
Approval of the Renewal Petition for Open Charter Magnet

TAB 24: BOARD OF EDUCATION REPORT NO. 409-25/26
Approval of the Renewal Petition for Reseda Charter High

TAB 25: BOARD OF EDUCATION REPORT NO. 450-25/26
Approval of the Renewal Petition for Taft Charter High

TAB 26: BOARD OF EDUCATION REPORT NO. 451-25/26
Approval of the Renewal Petition for University High School Charter

TAB 27: BOARD OF EDUCATION REPORT NO. 452-25/26
Approval of the Proposed Material Revision for Aspire Juanita Tate Academy Charter

BOARD MEMBER RESOLUTIONS FOR ACTION

TAB 29: Ms. Griego - Celebrating Pride 2026: A Review of LGBTQ+ Supports, Resources, and Programming for Students, Educators, and Families (Res-064-25/26) (Waiver of Board Rule 72)

Whereas, The institution of public education is intended to create safe, inclusive, and welcoming environments for all students, families, and staff, regardless of race, ethnicity, national origin, language, disability status, gender expression or identity, and sexual orientation;

Whereas, Research suggests that as many as 1 in 4 high school aged students in the United States identify as lesbian, gay, bisexual, transgender, queer, intersex, asexual, gender nonconforming, and gender fluid, (LGBTQIA+);

Whereas, Youth identifying as LGBTQIA+ are at a higher risk for experiencing homelessness, being victims of bullying, and attempting or dying by suicide, ultimately indicating that mental health struggles and rates of suicidal thoughts have trended upward among LGBTQIA+ youth in recent years;

Whereas, According to a 2020 National Black Justice Institute and Gay, Lesbian & Straight Education Network (GLSEN) report, over half of Black LGBTQIA+ students felt unsafe at school because of their sexual orientation;

Whereas, Over a third of Latine/x youth reported missing at least one day of school in the last month because they felt unsafe or uncomfortable, says a 2020 report by GLSEN, the Hispanic Federation and UnidosUS;

Whereas, A growing number of legislative bodies across the country are weaponizing public policy to advance anti-LGBTQIA+ agendas and undermine the rights, dignity, and existence of LGBTQIA+ communities, particularly targeting transgender and nonbinary youth through restrictions on gender-affirming care, limitations on bathroom access, and parental notification laws that specifically imperil and harm LGBTQIA+ youth;

Whereas, According to The Trevor Project's 2025 U.S. National Survey, approximately 90% of LGBTQIA+ young people ages 13 to 24 said recent anti-LGBTQIA+ laws, policies and debates caused them stress or anxiety;

Whereas, The student composition of the Los Angeles Unified School District is predominantly Black, Latine/x, Asian, and Indigenous, and the intersection of systemic racism, homophobia, transphobia and misogyny/misogynoir is particularly acute for vulnerable youth of color;

Whereas, Every school district must ensure all students, including LGBTQIA+ youth, have the resources they need to thrive both academically and socio-emotionally;

Whereas, The Governing Board of the Los Angeles Unified School District has passed numerous resolutions in order to highlight the contributions of the LGBTQIA+ community and ensure our schools provide safe climates for all students, regardless of gender identity, expression, and sexual orientation, including but not limited to Standing with Pride: Honoring LGBTQ+ Communities and Reaffirming LAUSD's Commitment to Safe, Inclusive Schools (Res-084- 24/25), Taking PRIDE in LA Unified' s LGBTQ+ Community (Res-024-22/23), All Means All: Enhancing Supports and Resources for our LGBTQ+ Students (Res-048-18/19), and Increasing Supports for LGBTQ+ Students, Their Families and Schools (Res-048-17/18);

Whereas, The District continues to take a stand in support of LGBTQIA+ youth through its engagement in year-round efforts that provide affirmative support for LGBTQIA+ students, families, staff, and the broader community, including the annual Out for Safe Schools campaign every October to promote inclusion, respect, and acceptance of LGBTQIA+ students, staff, and families;

Whereas, The Board approved $2 million in the 2025-26 budget cycle, with approximately $1.5 million allocated to School-Based Grants to support efforts for inclusive practices tailored to the specific needs of the school, and approximately $0.5 designated to support professional development, onboarding materials, and resources for the current voluntary, school-based LGBTQ+ Liaisons; and

Whereas, The District has agreed to enter into a Memorandum of Understanding with the United Teachers Los Angeles (UTLA), effective through 2028, that would establish a collaborative task force to review and, provide feedback and recommendations regarding policies and systems intended to support LGBTQIA+ students and staff; now, therefore be it

Resolved, That the Los Angeles Unified School District reaffirms its commitment to ensuring that all LGBTQIA+ students and staff feel safe, heard, and respected by continuing to advocate for equity, inclusion, and protection under the law and will support LGBTQIA+ youth, families, and communities;

Resolved further, That the Governing Board of Los Angeles Unified School District proclaims June 2026 as LGBTQIA+ Pride Month to celebrate LGBTQIA+ identities, culture, and achievements, honor the history of resistance against oppression and violence, and ensure that staff, students and families are aware of available resources to support the LGBTQIA+ community;

Resolved further, That the District shall prepare a comprehensive Board Informative in 90 days, outlining policies, initiatives, programming, budget allocations, procurement contracts, professional development opportunities, curricula, mental health and wellbeing programs and student clubs/associations as well as student, parent and community engagement

initiatives/strategies aimed to affirm best practices and foster safe and inclusive school environments for LGBTQIA+ students in TK-12, families, and educators; and, be it finally,

Resolved, That, as part of the Board Informative, the District shall provide an update on the implementation plan, metrics, and accountability framework used to assess implementation progress, outcomes, and areas for continued improvement related to both the LGBTQIA+ liaison and grant initiatives, as well as the collaborative task force that is to be established as part of the recent collective bargaining agreement with UTLA.

RESOLUTIONS REQUESTED BY THE OFFICE OF THE BOARD SECRETARIAT

TAB 30: Reappointment of Member to the School Construction Bond Citizens' Oversight Committee (Chad Boggio) (Bd Sec Res-011-25/26)

Resolved, That the Governing Board of the Los Angeles Unified School District reappoints Mr. Chad Boggio, as the nominee of the Los Angeles County Federation of Labor, AFL-CIO, as member to the School Construction Bond Citizens' Oversight Committee for a two-year term commencing immediately; and the District's Ethics Office received Mr. Boggio's conflict of interest statement certifying, among other things, that Mr. Boggio is not an employee, official, vendor, contractor, or consultant of the District.

MISCELLANEOUS BUSINESS

TAB 31: Williams and State Preschool Health/Safety Uniform Complaint 2025/2026 Quarterly Report Summary (086-25/26)

MINUTES FOR BOARD APPROVAL

TAB 34: Approval of Minutes (MIN-003-25/26)

Ms. Gonez moved to adopt the consent items. Dr. Rivas seconded the motion.

Speakers addressed the Board on the following items on the consent calendar:

Tab 1: Board of Education Report No. 417-25/26, Approval of Routine Personnel Actions

- Elizabeth Marshall, Employee
- Diana Umana, Los Angeles Alliance for a New Economy (LAANE)
- Grace Lee, Parent/Employee

Tab 20: Board of Education Report No. 421-25/26, Update of Debt Management Policy

- Alberta Brinson Moore, Community Member

Mr. Mclean read the following public hearing statement for Tab 23-26, Approval of the Charter Renewal Petitions:

"Before action is taken on the following Board Reports, a public hearing must be held.

This constitutes a public hearing on the following approval of the renewal petition for:

- Open Charter Magnet
- Reseda Charter High

- Taft Charter High
- University High School Charter

A maximum of 15 individuals who wish to address the Board on each of the items will be heard. Those who wish to speak should sign up online. Speakers will be called by name."

Tab 23: Board of Education Report No. 376-25/26, Approval of the Renewal Petition for Open Charter Magnet

- David Tokofsky, Community Member

Tab 24: Board of Education Report No. 409-25/26, Approval of the Renewal Petition for Reseda Charter High

- David Tokofsky, Community Member
- Maria Luisa Palma, Oleada Inc.

Tab 25: Board of Education Report No. 450-25/26, Approval of the Renewal Petition for Taft Charter High

- David Tokofsky, Community Member

Tab 26: Board of Education Report No. 451-25/26, Approval of the Renewal Petition for University High School Charter

- David Tokofsky, Community Member
- Ofelia Sofia Ryan, Association of PSA Counselors
- Kyrie Jordan, CADRE

Tab 27: Board of Education Report No. 452-25/26, Approval of the Proposed Material Revision for Aspire Juanita Tate Academy Charter

Speakers waived their speaking time.

Tab 3: Board of Education Report No. 448-25/26, Renaming of Cesar E. Chavez Learning Academy

Ms. Griego inquired about the process undertaken to rename Cesar E. Chavez Learning Academy.

Staff provided details on the process.

Tab 29: Ms. Griego - Celebrating Pride 2026: A Review of LGBTQ+ Supports, Resources, and Programming for Students, Educators, and Families (Res-064-25/26) (Waiver of Board Rule 72)

Ms. Griego introduced the resolution celebrating Pride Month while also recognizing there is work that needs to be done to create a more inclusive and supportive community for our LGBTQ+ youth.

Remarks were heard from Board Members.

The following speakers addressed the Board on the item:

- Jesica Santiago, Latino Equality Alliance/ Rainbow Education Coalition of Los Angeles (RECLA)
- Liliana Martin, Former Student
- BrandElsa Pereira, RECLA

- Marina Costa, Former Student
- Trevor Ladner, One Institute
- Diana Guillen, Parent
- Sikivu Hutchinson, Black Skeptics Los Angeles
- London Armstrong, Student
- Angel Elizalde, Latino Equality Alliance
- Joseph Williams, Students Deserve
- Eli Grijalva, Students Deserve
- Marlen Flores, Parent
- Marisol Alvarez, Parent

Tab 31: Williams and State Preschool Health/Safety Uniform Complaint 2025/2026 Quarterly Report Summary (086-25/26)

Mr. Mclean read the following public hearing statement:

"Before action is taken on the Williams and State Preschool Health/Safety Uniform Complaint 2025/2026 Quarterly Report Summary, a public hearing must be held.

This constitutes a public hearing on the report, and a maximum of 15 individuals who wish to address the Board on this item will be heard. Those who wish to speak and have not already signed up should sign up online. Speakers will be called by name."

The following speakers addressed the Board on the item:

- David Tokofsky, Community Member
- Maria Luisa Palma, Oleada, Inc.
- Diana Guillen, Parent
- Maria Daisy Ortiz, Community Member

Mr. McLean stated that Tab 29: Celebrating Pride 2026: A Review of LGBTQ+ Supports, Resources, and Programming for Students, Educators, and Families (Res-064-25/26) includes a Waiver of Board Rule 72, which will be voted on simultaneously with the consent items.

On roll call vote, the consent items were adopted, 4 ayes, 3 absent (Mr. Melvoin, Ms. Ortiz Franklin and Mr. Schmerelson).

Later in the meeting Mr. Schmerelson and Ms. Ortiz Franklin recorded votes of aye.

The final vote was 6 ayes, 1 absent (Mr. Melvoin).

NEW BUSINESS FOR ACTION

TAB 6: Board of Education Report No. 437-25/26
Approve the Definition of Three Seismic Modernization Projects and Amend the Facilities Services Division Strategic Execution Plan to Incorporate Therein

Ms. Gonez moved that the report be adopted. Ms. Newbill seconded the motion.

Ms. Newbill raised questions and concerns, which were addressed by Krisztina Tokes, Chief Facilities Executive.

The following speakers addressed the Board on the item:

- David Tokofsky, Community Member

On roll call vote, the report was adopted, 6 ayes, 1 absent (Mr. Melvoin).

TAB 9: Board of Education Report No. 454-25/26
Ratification of Real Estate Agreements and Instruments for the Use of Real Property

Issam Dahdul, Director of Facilities, Planning and Development, responded to questions from Ms. Newbill and Mr. Schmerelson.

Ms. Gonez moved that the report be adopted. Mr. Schmerelson seconded the motion.

Board Members requested data on the revenue each site earns and the amount of money that goes back to it, as well as an equity analysis of the schools that receive additional funds from these projects.

On roll call vote, the report was adopted, 6 ayes, 1 absent (Ms. Melvoin).

TAB 10: Board of Education Report No. 333-25/26
Delegations of Authority for Procurement and Facilities Contracts

Ms. Gonez moved that the report be adopted. Mr. Schmerelson seconded the motion.

Krisztina Tokes responded to questions from Dr. Rivas.

On roll call vote, the report was adopted, 6 ayes, 1 absent (Ms. Melvoin).

TAB 12: Board of Education Report No. 433-25/26
Authorize Education Compact with Los Angeles County Supervisorial District 2

Ms. Gonez moved that the report be adopted. Mr. Schmerelson seconded the motion.

A video recording featuring Los Angeles County Supervisor for the Second District, Holly Mitchell, was presented in which she thanked the District for partnering with Los Angeles County Supervisorial District 2 to implement the Education Compact Agreement in support of students and families within District 2, particularly those in unincorporated communities.

Martha Alvarez, Chief of Legislative Affairs and Government Relations, and Acting Superintendent Chait responded to questions from Ms. Griego and Mr. Schmerelson.

Ms. Griego suggested that the Office of Government Relations work with Los Angeles County Supervisorial District 2 to expand the work of the County Office of Violence Prevention within schools.

Ms. Alvarez mentioned they are currently working with the Division of School Operations to expand on this work.

Mr. Schmerelson requested an informative that explains benefits that compact agreements have had on

the community.

Ms. Alvarez affirmed that they are working on an informative that will be presented in August.

On roll call vote, the report was adopted, 6 ayes, 1 absent (Mr. Melvoin).

TAB 14: Board of Education Report No. 449-25/26
2026-2027 Special Education Local Plan Area (SELPA) Local Plan

The following speakers addressed the Board on the item:

- Maria Luisa Palma, Oleada, Inc.
- Concerned Parent

Mr. Schmerelson moved that the report be adopted. Ms. Gonez seconded the motion.

Dr. Jose Soto, Executive Director of the Division of Special Education, responded to questions from Mr. Schmerelson.

On roll call vote, the report was adopted, 6 ayes, 1 absent (Mr. Melvoin).

- - -

Mr. McLean modified the Order of Business to allow for general public comment.

- - -

PUBLIC COMMENT

The following speakers addressed the Board on the subjects indicated:

Micah, Student	Supports the Black Student Achievement Plan (BSAP)
Eric White, Reclaim Our Schools LA	Supports BSAP and the Student Equity Needs Index (SENI)
Karina Reno, LAUSD Alumna	Opposes the Fiscal Stabilization Plan (FSP)
Rochelle Rios, Expand LA	Supports community-based organization programs
Paula Barker, Parent	Opposes the FSP, supports BSAP
Cheryl Kono, Psychiatric Social Worker (PSW)	Supports BSAP, PSW funds and the Pride resolution
Norma Gutierrez, Parent	Requested support for the Literacy Coaches and Reading Specialists Educator Training (LCRSET) program
Monica Arazola, Parent	Advocated for a focus on education and academic programs
Parent	Opposes the FSP, defund school police
Maria Daisy Ortiz, Community Member	Support parent inclusion in committees and transparency
Mariyah Williams, LAUSD graduate	Called for protection of BSAP and equity programs
Sade Lopez, Student	Requested support for transgender and gender non-conforming youth
Maria Gonzalez, Parent	Support for the LCRSET program and reinstatement of the parent representative at Gardena Elementary
Jessica Castillo, Parent	Reported administrative obstruction at Venice High School
Deanna Eichenstein, Schools Beyond Screen	Reported findings of a teacher survey on screen time policy
Lila Byock, Schools Beyond Screen	Concerns regarding artificial intelligence in Education

Anya Meksin, Schools Beyond Screen	Concerns regarding EdTech undermining student classroom engagement and experience
Camie Lauria, PSW	Called for support of PSW positions at schools
Thamara Orquera, School Staff	Support for the LCRSET program at Gardena Elementary/personal matter
Daniel Sierra, LAUSD graduate	Called for protection of BSAP and SENI funding

- - -

Mr. McLean resumed the Order of Business.

- - -

NEW BUSINESS FOR ACTION (continued)

TAB 19: Board of Education Report No. 442-25/26
Authorization of a Resolution of the Board of Education Approving the Sale and Issuance of Not-to- Exceed $1,400,000,000 of General Obligation Bonds and the Forms of the Documents Necessary for the Issuance of such Bonds

Ms. Gonez moved that the report be adopted. Ms. Ortiz Franklin seconded the motion.

On roll call vote, the report was adopted, 5 ayes, 2 absent (Ms. Newbill and Mr. Melvoin).

Later in the meeting Ms. Newbill recorded a vote of aye.

The final vote was 6 ayes, 1 absent (Mr. Melvoin).

TAB 21: Board of Education Report No. 459-25/26
Statutory School Fees (Level 1 Impact Fees)

Mr. Mclean read the following public hearing statement:

> "Before action is taken on Board Report No. 459-25/26, Statutory School Fees (Level 1 Impact Fees), a public hearing must be held.
>
> This constitutes a public hearing on the report, and a maximum of 15 individuals who wish to address the Board on this item will be heard. Those who wish to speak should sign up online. Speakers will be called by name."

Ms. Gonez moved that the report be adopted. Dr. Rivas seconded the motion.

The following speakers addressed the Board on the item:

- David Tokofsky, Community Member
- Maria Luisa Palma, Oleada, Inc.
- Diana Guillen, Parent
- Karina Lopez, Parent
- Nelly Mendez, Parent
- Yanelly Mendez, Student
- Maria Daisy Ortiz, Community Member

Dr. Rivas inquired about the potential effects of impact fees on the development of affordable housing and projects serving low-income communities.

Saman Bravo-Karimi, Chief Financial Officer, stated that his team would follow up with information regarding the existing waiver process for projects that are exempt from impact fees.

Ms. Griego asked how collected impact fees are allocated and spent.

Saman Bravo-Karimi, Chief Financial Officer, and Pedro Salcido, Deputy Superintendent of Business Services and Operations, provided an overview of how the collected impact fees are used.

On roll call vote, the report was adopted, 6 ayes, 1 absent (Mr. Melvoin).

ADJOURNMENT

By general consent the meeting adjourned at 5:15 p.m.

APPROVED BY THE BOARD:

SCOTT SCHMERELSON PRESIDENT	MICHAEL MCLEAN EXECUTIVE OFFICER OF THE BOARD

mg