


TAB 22



**ASPIRE**  
PUBLIC  
SCHOOLS  
LOS ANGELES

# Aspire Junior Collegiate Academy

LAUSD Board  
March 10, 2026



# The 4 A's

## Aspire LA's Guiding Principles



**Anti-Racism**



**Academics**



**Agency**



**Activism**

# Regional Approach to School Design

## Curriculum

- Alignment in Early Learning, Math, Social Science, ELA, ELD, SEL



## Teaching and Learning

- UDL (CRT and Co-Teach)
- Focused Co-Teach ELA and Math
- CRT embedded into ASLF for observations and feedback



## Student Experience and Wellness

- PBIS implementation
- SEL Curriculum
- Attendance monitoring and response system



## Operational Excellence

- Ensure all schools successfully renew their charters
- All schools reach charter enrollment goals



## Talent and Staffing

- 95% of credential roles filled and staffing model matches School Design Model (SPED, Teachers, Classified, Leaders)
- Professional Learning is aligned to School Models, roles, career pathways, and values



## School Specialization

- Consistent Elementary and Secondary School Models
- HS – Clear Post Secondary success emphasis (Early College/Dual Enrollment)
- ES and MS – Performing Arts, Language, Music, Tech, etc. (based on community need)



Mega Goals 2028:



Renewal of all 11 schools



Collective creation of an educational movement (4A's)



# Aspire Junior Collegiate Academy Community Comparison to LAUSD and State

Aspire JCA is supporting some of this community's needs through its innovative and specific community-based programming, as well as with the results achieved by its students.

| Student Groups                  | Aspire JCA | California | LAUSD |
|---------------------------------|------------|------------|-------|
| English Learner                 | 36.7%      | 17.4%      | 18.6% |
| Hispanic                        | 95.4%      | 56.1%      | 73.6% |
| Socioeconomically Disadvantaged | 95.1%      | 63.6%      | 82.4% |

# Highlights

---

## Community Need

JCA has been operating since 2007 and is part of Aspire Public Schools, a charter network that operates 11 schools in Los Angeles with a mission rooted in anti-racism, equity, and preparing students for college and post-secondary success.

## Academic Highlights

- English Language Arts for English Learners: English Learners at Aspire JCA outperformed the State and District English Learners according to the 2022, 2023 and 2025 Dashboard and outscored the District on the 2024 Dashboard. Aspire JCA's English Learners also improved by 18.9 DFS points with a DFS of -53 on the 2025 Dashboard. outperforming five of eight resident schools.
- In Math, Hispanic students and Socioeconomically Disadvantaged students comprise over 95% of Aspire JCA's total enrollment, and these subgroups have outperformed both the state and LAUSD comparison groups in each of the past four years.

# Highlights

## School Culture & Student Supports

- **Suspension Rate:** Aspire Junior Collegiate Academy has maintained a 0% suspension rate in the last four years. Their suspension rate is better than both the State and the District's.
- **Chronic Absenteeism:** Improved from 44.3% in 2022 to 22.1% in 2025 and is currently trending at 20.9% for this year. While our overall rate remains higher than pre-pandemic levels, our improvement trajectory continues to outpace both the state and district.

## English Learner Progress

- JCA showed steady improvement on the English Learner Progress Indicator (48.9% in 2025).



# Aspire Junior Collegiate Academy TK-5 (Opened 2007)

- Principal: Celinda Guerrero
- Total Enrollment: 320
- Location: Huntington Park, CA
- Innovative Practices:
  - Positive Relationships- Problem-Solving Circles and Family Inclusion in Attendance Education/ Celebrations
  - Safety and Belonging- Gaming Club and Staff Mentorship of Focus Students
  - Rich Learning Experiences- Implementation of Inclusion & Co-Teaching Models and Structured Student Talk Routines
  - Development of Skills, Habits, and Mindsets- RULER (Social-Emotional Curriculum) and Kindness Week
  - Integrated Support Systems- Tier 2 & Tier 3 Response to Intervention (RTI) for Reading and Check-in/ Check-out System





# Aspire Junior Collegiate 25-26 SY Dashboard

## Bright Spots:

- **ELA:** English Learners outperformed the state and LAUSD in ELA.
- **Math:** English Learners, Hispanic and Socioeconomically Students outperformed the state and LAUSD in Math.
- **Suspension Rate:** 0% for the past four years, below the state and LAUSD.

### Chronic Absenteeism



Yellow

### Suspension Rate



Blue

### English Learner Progress



Green

### English Language Arts



Yellow

### Mathematics



Yellow

**Basics: Teachers,  
Instructional Materials,  
Facilities**

**STANDARD MET**

# Program Features



## Culturally Relevant Pedagogy

- Know students and families well; allow their cultures and ways of knowing to enhance curriculum
- Rigorous ELD supports with an emphasis on discourse and student voice.

## Educator Development

- Guaranteed Internalization Days for strong understanding of Curricular resources
- i-Ready Math, Sonday, Amplify Science, EL Achieve, Heggerty, and Writing A–Z.



## Culture of Belonging

Focus on restorative practices, mental health supports, and inclusive learning environment

- PBIS award
- Community School

# Regional Supports in Place Continuous Improvement

---

- **ELA:** Academic Program Managers provide direct teacher coaching, lead unit internalization, and guide responsive data cycles.
- **Math:** Academic Program Managers provide direct teacher coaching, support pacing for curriculum implementation, lead unit internalization, and coordinate cluster learning tours.
- **Chronic Absenteeism:** The Program Manager of Positive Student Support Services partners with school leadership to conduct bi-weekly data reviews and family outreach for K–2 students, Students with Disabilities, and Multi-Language Learners, connecting families with increased supports including mental health resources.
- **MLL:** The Director of MLL and Newcomer Supports provides programming, student and family supports, and monitors compliance and academic, attendance, and reclassification data with the help of Newcomer & Attendance Support Specialists.
- **SWDs:** The Associate Superintendent of Specialized Education provides guidance and support to ensure legally compliant IEP implementation and equitable access to general education curriculum. Special Education Program Specialists provide direct supervision to all related service providers and coaching for Education Specialists, with a focus on SPED data collection, improvement, and analysis.

TAB 23



**ASPIRE**  
PUBLIC  
SCHOOLS  
LOS ANGELES

# Aspire Centennial College Preparatory Academy

LAUSD Board  
March 10, 2026



# The 4 A's

## Aspire LA's Guiding Principles



**Anti-Racism**



**Academics**



**Agency**



**Activism**

# Regional Approach to School Design

## Curriculum

- Alignment in Early Learning, Math, Social Science, ELA, ELD, SEL



## Teaching and Learning

- UDL (CRT and Co-Teach)
- Focused Co-Teach ELA and Math
- CRT embedded into ASLF for observations and feedback



## Student Experience and Wellness

- PBIS implementation
- SEL Curriculum
- Attendance monitoring and response system



## Operational Excellence

- Ensure all schools successfully renew their charters
- All schools reach charter enrollment goals



## Talent and Staffing

- 95% of credential roles filled and staffing model matches School Design Model (SPED, Teachers, Classified, Leaders)
- Professional Learning is aligned to School Models, roles, career pathways, and values



## School Specialization

- Consistent Elementary and Secondary School Models
- HS – Clear Post Secondary success emphasis (Early College/Dual Enrollment)
- ES and MS – Performing Arts, Language, Music, Tech, etc. (based on community need)



Mega Goals 2028:



Renewal of all 11 schools



Collective creation of an educational movement (4 A's)





# Aspire Centennial College Preparatory Academy Community Comparison to LAUSD and State

CCPA is supporting some of this community's needs through its innovative and specific community-based programming, as well as with the results achieved by its students.

| Student Groups                  | Aspire CCPA | California | LAUSD |
|---------------------------------|-------------|------------|-------|
| English Learner + RFEP          | 57.5%       | 33.1%      | 42.9% |
| Hispanic                        | 96.7%       | 56.1%      | 76.6% |
| Socioeconomically Disadvantaged | 98.5%       | 62.7%      | 84.6% |

# Highlights

---

## Community Need

CCPA has been operating since 2012 and is part of Aspire Public Schools, a charter network that operates 11 schools in Los Angeles with a mission rooted in anti-racism, equity, and preparing students for college and post-secondary success.

## Academic Highlights

- English Language Arts (ELA): Centennial has outperformed the State in the past two years of Dashboard Data, and in this past year, increased by 8.2 Points, surpassing the State's 5.1 point growth.
- Math: Centennial has earned a Yellow designation on the California Dashboard and is the only school in this comparison group to maintain that status across the past three years of reported data. According to the 2025 Dashboard, Centennial's Distance from Standard (DFS) is stronger than eight of the comparison schools. On the 2024 Dashboard, Centennial outperformed all but one of the resident schools listed. Additionally, Centennial's English Learner (EL) and Long-Term English Learner (LTEL) subgroups achieved higher DFS scores in ELA than their counterparts at all comparison schools.

# Highlights

## School Culture & Student Supports

- **Suspension Rate:** Centennial had a rate of 1.1% on the 2025 California Dashboard and has remained consistently below the state average for the past three years. Additionally, the following student subgroups have all performed below the state average during that same period: English Learners (ELs), Long-Term English Learners (LTELs), Hispanic students, Socioeconomically Disadvantaged students, and Students with Disabilities.
- **Chronic Absenteeism:** Improved from 30.8% in 2023 to 24.5% in 2025 and is currently trending at 20.9% this year. While our overall rate remains higher than pre-pandemic levels, our improvement trajectory continues to outpace both the state and district.

## English Learner Progress

- CCPA demonstrated steady growth on the English Learner Progress Indicator, reaching 53.2% in 2025.

# Aspire Centennial College Preparatory Academy 6-8 (Opened 2012)

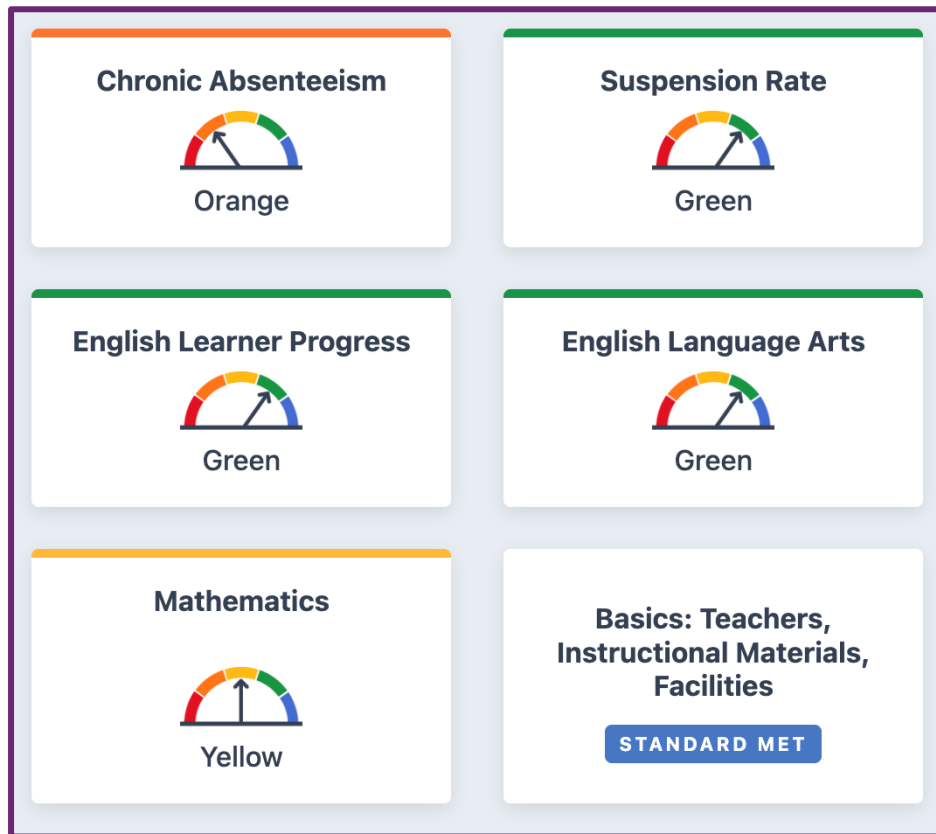
- Principal: Mike McCoy
- Total Enrollment: 525
- Location: Huntington Park, CA
- Innovative Practices:
  - Positive Inclusive Environments
    - Behavioral Expectations & Restorative Practices
    - Positive interactions amongst community members
    - Celebrations and Acknowledgement
    - Celebrations of cultures and background
  - Safety and Belonging- Extracurricular Activities and Staff Mentorship of Focus Students
  - Rich Learning Experiences- Implementation of Inclusion & Co-Teaching Models and Structured Student Talk Routines



# Aspire CCPA (6-8) 25-26 SY Dashboard

## Bright Spots:

- **ELA:** EL's, LTEL's, Students with Disabilities, Socioeconomically Disadvantaged, and Hispanic students outperformed the state and LAUSD in ELA.
- **Math:** LTEL's and Students with Disabilities outperformed the state and LAUSD in Math.
- **Suspension Rate:** 1.1% on the 2025 Dashboard; below the state and LAUSD



# Program Features



## Culturally Relevant Pedagogy

- Know students and families well; allow their cultures and ways of knowing to enhance curriculum
- Rigorous ELD supports with an emphasis on discourse and student voice.



## Educator Development

- Guaranteed Internalization Days for strong understanding of Curricular resources
- i-Ready Math, OpenSci Ed, English 3-D, Study Sync



## Culture of Belonging

Focus on restorative practices, mental health supports, and inclusive learning environment

- PBIS award
- Community School

# Regional Supports in Place Continuous Improvement



---

- **ELA:** Academic Program Managers provide direct teacher coaching, lead unit internalization, and guide responsive data cycles.
- **Math:** Academic Program Managers provide direct teacher coaching, support pacing for curriculum implementation, lead unit internalization, and coordinate cluster learning tours.
- **Chronic Absenteeism:** The Program Manager of Positive Student Support Services partners with school leadership to conduct bi-weekly data reviews and family outreach for Students with Disabilities, and Multi-Language Learners, connecting families with increased supports including mental health resources.
- **MLL:** The Director of MLL and Newcomer Supports provides programming, student and family supports, and monitors compliance and academic, attendance, and reclassification data with the help of Newcomer & Attendance Support Specialists.
- **SWDs:** The Associate Superintendent of Specialized Education provides guidance and support to ensure legally compliant IEP implementation and equitable access to general education curriculum. Special Education Program Specialists provide direct supervision to all related service providers and coaching for Education Specialists, with a focus on SPED data collection and analysis.



TAB 24

**17 Years of  
Transformative Growth  
and Student Success with  
Green Dot Public Schools**



**Un-Locke-ing Potential,  
Transforming Lives.**  
**March 2026**



## Green Dot has helped Locke restore the promise made to the Watts community

When Locke opened in 1967, it was embraced by the Watts community, and **students took pride in being part of the Locke family.**

The year before Green Dot began operating Locke, **the graduation rate had dropped to 43%.**

Fast forward 17 years, **Locke has a 72% graduation rate and 88% of parents would recommend the school to a friend.**

43%

72%

2008  
Pre-Green Dot

2025  
Most Recent



# Locke is a Middle Track school and has met all renewal criteria



## Demonstrated Improvement Across All California School Dashboard Metrics (2024-25 School Year)

### Improvement in Distance from Standard in English and Math

#### ▲ English Language Arts

**Increased Significantly** (+29 points)

- +34 points for SED
- +21 points for Latino/a
- +62 points for Black/African American
- +31 points for English Learners
- +101 points for Students with Disabilities

#### ▲ Mathematics

**Increased Significantly** (+30 points)

- +33 points for SED
- +28 points for Latino/a
- +49 points for Black/African American
- +31 points for English Learner
- +34 points for Students with Disabilities

#### ▲ Science

**Increased Significantly** (+10 points)

#### ▲ English Learner Progress Indicator

**Increased** (+3.7 points)

#### ▲ College and Career Indicator

**Improved** (+6.8 points)\*

#### ▲ Graduation Rate

**Decreased** (-2.5%)

#### ▲ Suspension Rate

**Maintained** (-0.2%)

#### ▲ Chronic Absenteeism

**Improved** (-9.2% in 2025-26)

\*Actual percentage point change from 2024 to 2025: 25.1% to 31.9%

## Demonstrated Growth on State Tests and Verified Data

### Increases in proficiency on state tests in 2024-25 (CAASPP)

- ▲ ELA: +3 percentage points
- ▲ Math: +5 percentage points
- ▲ Science: +2 percentage points

### All Subgroups are growing at least one year in ELA and Math as demonstrated by Verified Data:

- CORE Student Growth Percentiles
- Reading Inventory
- NWEA MAP

**As a CDE-designated Middle Track School, Locke meets all statutory requirements and eligibility for a five-year charter renewal term.**

## Locke serves some of the most impacted students in the State



There are **932 high schools in California** with 500 students enrolled.

- **1 in 11** has **+25% English Learners (Locke: 27%)**
- **1 in 8** has **+8% Homeless students (Locke: 8%)**
- **1 in 25** has **+20% Students with Disabilities (Locke: 21%)**
- **1 in 30** has a **+30% Non-Stability rate of (Locke: 32%)**
- **1 in 6** has **+90% Socioeconomically Disadvantaged students (Locke: 93%)**

Only **one school** fulfills **all five** of these **categories**:

**Alain Leroy  
Locke College  
Preparatory  
Academy**

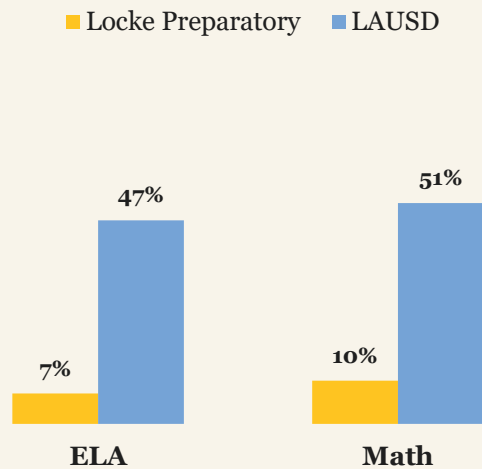
**As a charter school, Locke cannot and does not send students to local district continuation or alternative schools.**

We are required to serve each student who comes to Locke, and we gladly do so.




# Students enter Locke performing among the lowest in the State

Incoming percentile levels for 9th graders entering Locke vs LAUSD schools (Based on Distance from Standard)



**Students entering Locke scored below the 7th percentile in ELA and in the 10th percentile in Math.** For comparison, students in the District enter 9th grade in the 47th percentile in ELA and 51st percentile in Math.

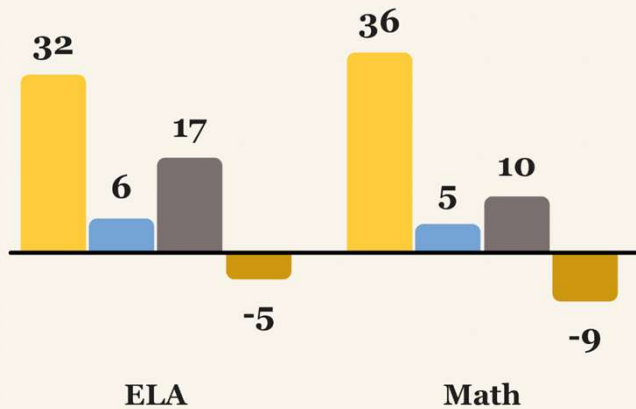
**Data Story:** Alain Leroy Locke College Preparatory Academy



# Once at Locke, students experience incredible growth

Improvement in Distance from Standard for ELA and Math (2018-19 to 2024-25)

● Locke ● LAUSD ● Resident Schools ● State of CA

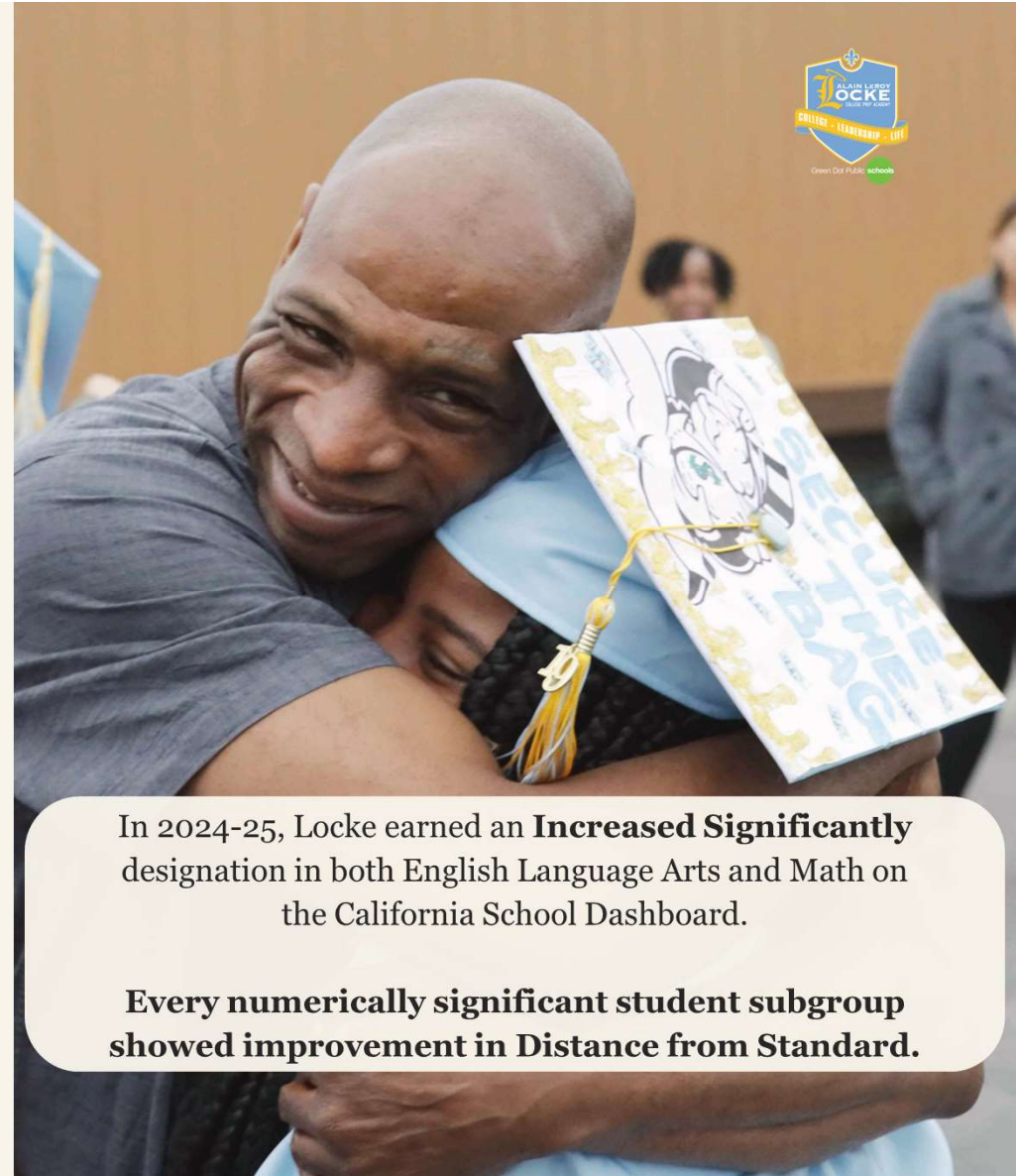


From 2019 to 2025, Locke students:

- **Improved in ELA at 5x the District's rate and 2x the resident school median rate**
- **Improved in Math at 7x the District's rate and 3x the resident school median rate**

During this period, the State declined in both subjects.

**Data Story:** Alain Leroy Locke College Preparatory Academy



In 2024-25, Locke earned an **Increased Significantly** designation in both English Language Arts and Math on the California School Dashboard.

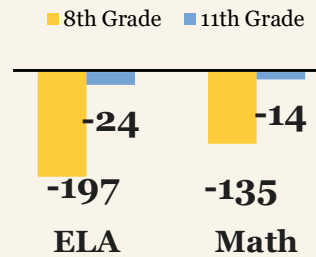
**Every numerically significant student subgroup showed improvement in Distance from Standard.**



# Focusing only on absolute outcomes misses the transformational student growth journeys occurring on campus



**Lewis's Improvement in ELA and Math**  
(8th to 11th Grade) Distance from Standard  
**Subgroup: African American/Black**

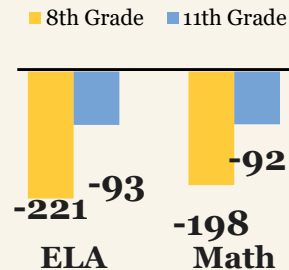


## Black Students Demonstrate Success

Lewis' improvement from 8th to 11th grade:  
**+173 DFS points in ELA**  
**+121 DFS points in Math**



**Andres's Improvement in ELA and Math**  
(8th to 11th Grade) Distance from Standard  
**Subgroup: Latino/a**



## Latino/a Students Demonstrate Success

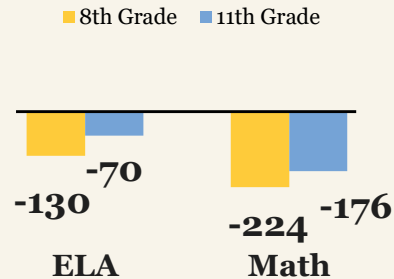
Andres' improvement from 8th to 11th grade:  
**+128 DFS points in ELA**  
**+106 DFS points in Math**

\*These personas are all based on real student data. Name and images were changed to protect privacy of our students and families.

# Focusing only on absolute outcomes misses the transformational student growth journeys occurring on campus



**Laura's Improvement in ELA and Math**  
(8th to 11th Grade) Distance from Standard  
**Subgroup: English Learner**

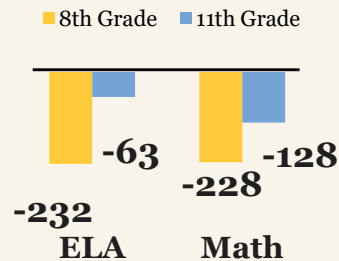


## English Learners Demonstrate Success

Laura's improvement from 8th to 11th grade:  
**+60 DFS points in ELA**  
**+48 DFS points in Math**



**Edward's Improvement in ELA and Math**  
(8th to 11th Grade) Distance from Standard  
**Subgroup: Latino/a**



## Students with Disabilities Demonstrate Success

Edward's improvement from 8th to 11th grade:  
**+169 DFS points in ELA**  
**+100 DFS points in Math**

\*These personas are all based on real student data. Name and images were changed to protect privacy of our students and families.

# CORE SGPs shows a clear picture of how Locke students are growing at exemplary levels

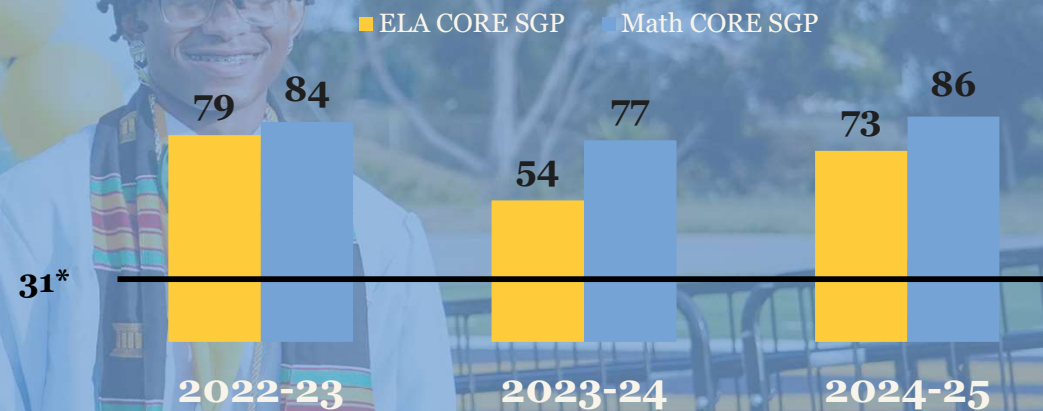
## CORE Student Growth Percentiles (SGP)

### ELA and Math

2022-23 to 2024-25



Locke students show incredible progress, growing a full grade level per year in ELA and Math.



— 31st - 70th percentile is equal to one year of growth. \*Above 70th percentile is considered exemplar growth.

# We are a school that is beloved and supported by the community

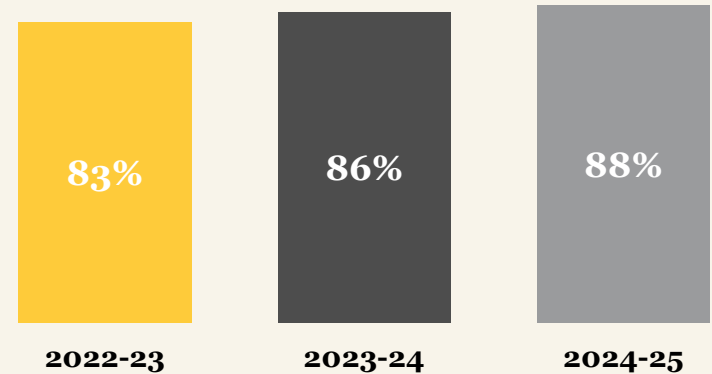


Locke is **deeply rooted in the community**. We serve families through partnerships with community organizations who share our commitment to student success.

We received **27 letters of support for Locke’s charter renewal** from elected officials and local partners:

- ✓ Assemblymember Sade Elhawary
- ✓ Assemblymember Mike Gipson
- ✓ Brotherhood Crusade
- ✓ City Councilmember Marqueece Harris-Dawson
- ✓ County Supervisor Holly Mitchell
- ✓ Children’s Institute
- ✓ City Lites
- ✓ Educare
- ✓ EmpowHer
- ✓ Granada on Broadway Project
- ✓ Healthcare Integrated Services
- ✓ Los Angeles County MLK Jr. Center for Public Health
- ✓ Our House
- ✓ Parent Education Bridge for Student Achievement Foundation
- ✓ The Taylor Family
- ✓ Planned Parenthood
- ✓ PLUS ME Project
- ✓ Positive Results Center
- ✓ Project Lead the Way
- ✓ Rainbow Labs
- ✓ Relay Graduate School of Education
- ✓ Roots through Recovery
- ✓ School Based Health
- ✓ South Bureau Ministerial Alliance
- ✓ Urbano Strategies
- ✓ Watts Gang Task Force Council
- ✓ Y.O.G.A. for Youth

## Annual Parent Satisfaction Survey Over Time (2022-23 to 2024-25)



Parents overwhelmingly say they would recommend Locke, reflecting trust in programs and a culture where every student is valued.



# Locke is a Middle Track school and has met all renewal criteria



## Demonstrated Improvement Across All California School Dashboard Metrics (2024-25 School Year)

### Improvement in Distance from Standard in English and Math

#### ▲ English Language Arts

*Increased Significantly* (+29 points)

- +34 points for SED
- +21 points for Latino/a
- +62 points for Black/African American
- +31 points for English Learners
- +101 points for Students with Disabilities

#### ▲ Mathematics

*Increased Significantly* (+30 points)

- +33 points for SED
- +28 points for Latino/a
- +49 points for Black/African American
- +31 points for English Learner
- +34 points for Students with Disabilities

#### ▲ Science

*Increased Significantly* (+10 points)

#### ▲ English Learner Progress Indicator

*Increased* (+3.7 points)

#### ▲ College and Career Indicator

*Improved* (+6.8 points)\*

#### ▲ Graduation Rate

*Decreased* (-2.5%)

#### ▲ Suspension Rate

*Maintained* (-0.2%)

#### ▲ Chronic Absenteeism

*Improved* (-9.2% in 2025-26)

\*Actual percentage point change from 2024 to 2025: 25.1% to 31.9%

## Demonstrated Growth on State Tests and Verified Data

### Increases in proficiency on state tests in 2024-25 (CAASPP)

- ▲ ELA: +3 percentage points
- ▲ Math: +5 percentage points
- ▲ Science: +2 percentage points

### All Subgroups are growing at least one year in ELA and Math as demonstrated by Verified Data:

- CORE Student Growth Percentiles
- Reading Inventory
- NWEA MAP

As a CDE-designated Middle Track School, Locke meets all statutory requirements and eligibility for a five-year charter renewal term.