

Budget Discussion

Special Meeting of the Board of Education

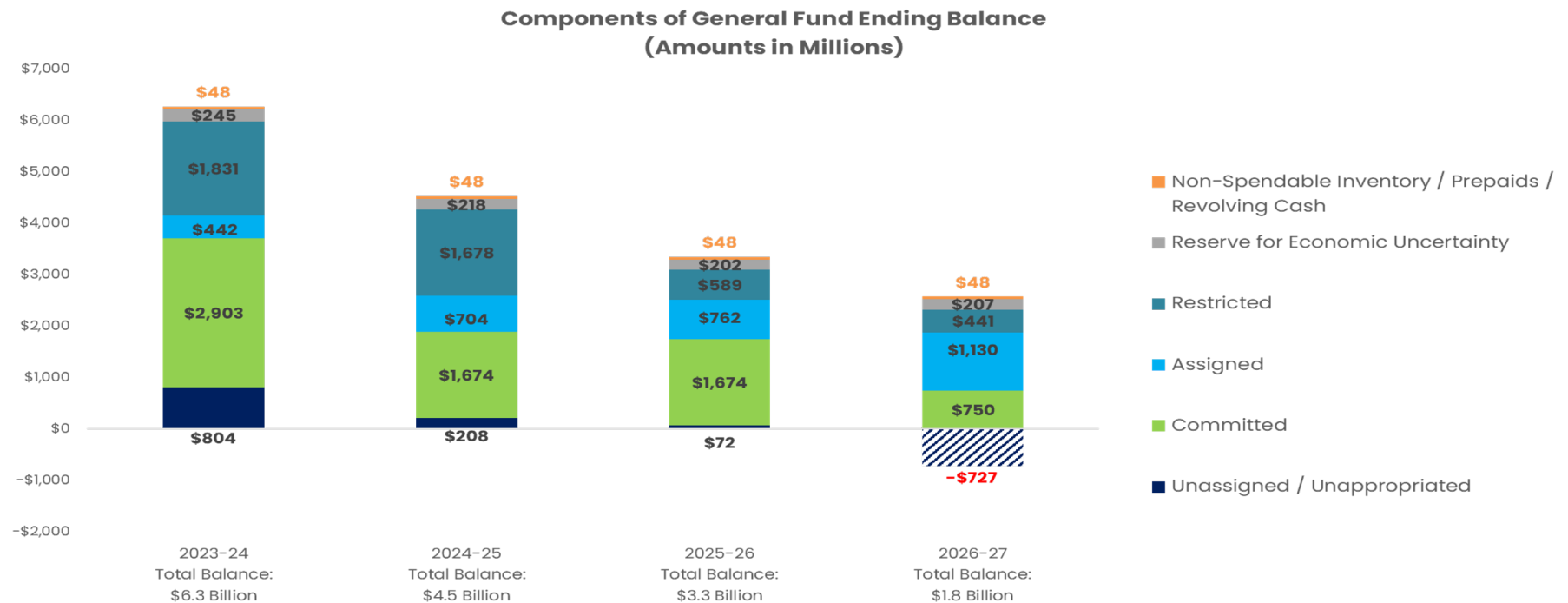
May 28, 2024

2023-24 Components of Ending Balance

Non-Spendable \$48 M		Required Legal Reserves and Inventories (Paper, Custodial Supplies, etc.)				
Reserve for Economic Uncertainty \$245 M						
Restricted	\$1,831 M	One-Time \$1,130 M	ELOP \$472 M	Prop 28 \$28 M	Preschool \$34 M	Grants \$167 M
Assigned	\$442 M	GF/Other Carryover \$240 M	District Programs \$179 M	Central Programs \$23 M	We are Spending District Reserves to Support Students, Staff and Schools	
Committed	\$2,903 M	Comp/ Benefits \$1,550 M	SENI + Carryover \$665 M	Specialized Programs \$89 M	Central TSP Invest. \$599 M	
Unassigned	\$804 M	Reserve to Address Ongoing Impact of Revenue Loss				

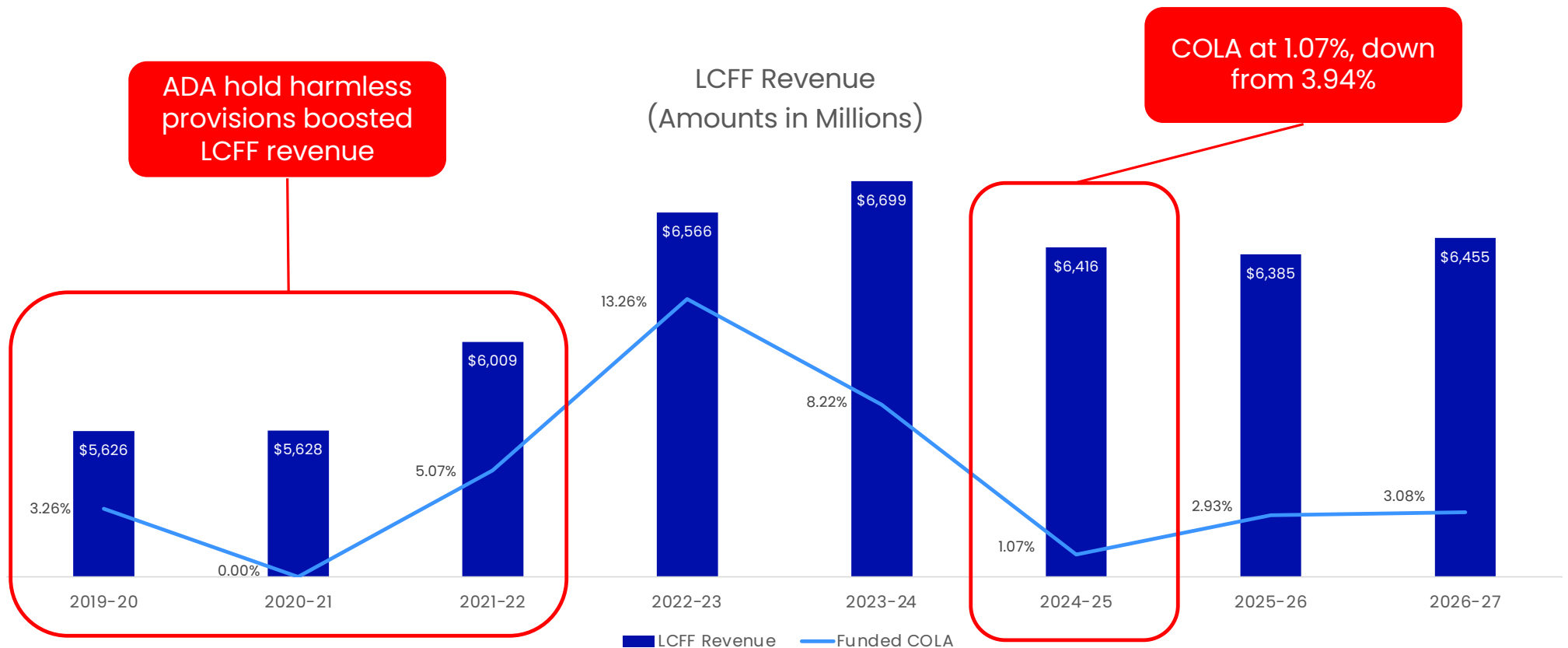
Multi-Year Projection

1. One-time in nature - these funds represent accumulated underspend, not ongoing revenues
2. Already being used now for future costs (like a savings account)
3. Mostly restricted/assigned/committed for specific purposes and programs, not overall budgetary use



LCFF Revenue

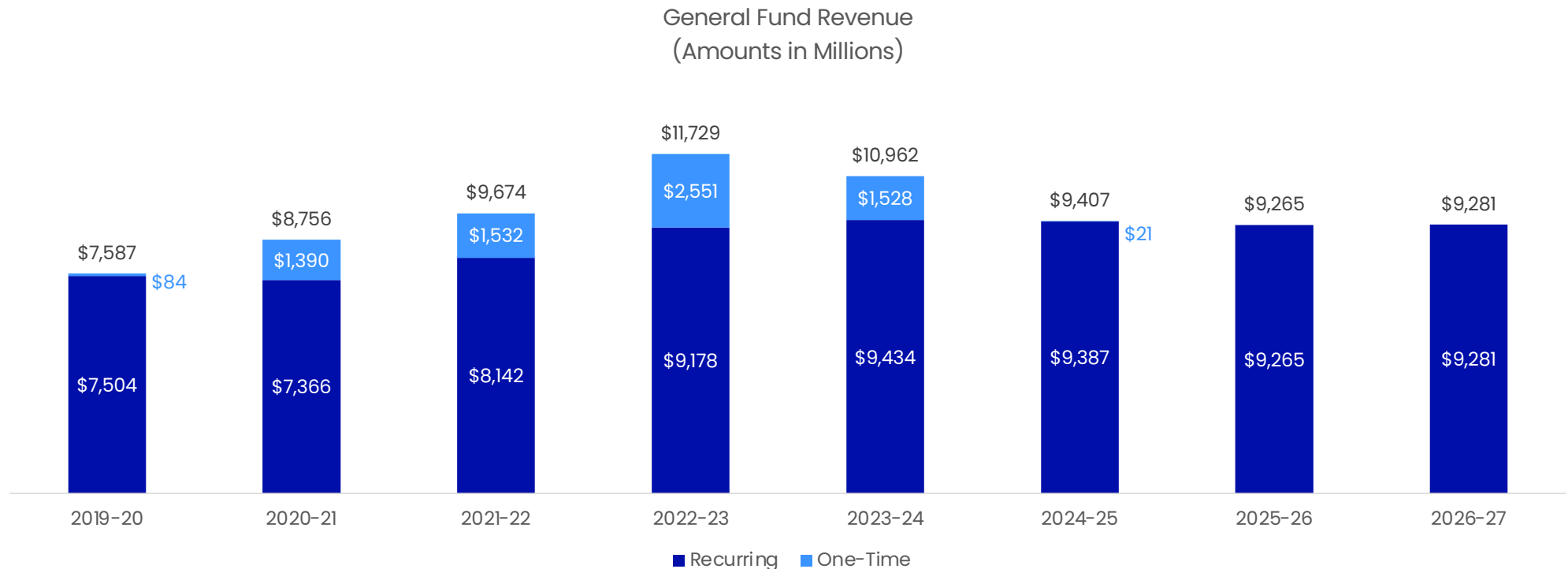
- Total LCFF Revenue is highly dependent on COLAs and enrollment levels



* Actuals through 2022-23, estimated for 2023-24 and thereafter

Total General Fund Revenue

- Total General Fund Revenue was boosted by one-time funds such as:
 - COVID relief funds (~\$5.7 billion of one-time funds that are not being replenished)
 - Restricted State grants
 - FEMA reimbursement



* Actuals through 2022-23, estimated for 2023-24 and thereafter