

TAB 16



CRETE ACADEMY

CHARTER RENEWAL
PUBLIC HEARING

JANUARY 14, 2025



CRETE ACADEMY MEETING NEEDS IN THE COMMUNITY

May 24, the LA Times reported a 45% increase in the number of families experiencing homelessness in LA County compared to last year.



- In the 2022-23 school year, Crete Academy had the largest percent enrollment of homeless students in a two-mile radius for the entire LAUSD.
- Over 95% of our students live at or below the poverty line
- Nearly 15% of Crete students are experiencing homelessness compared to 2.2% in LAUSD and 3.6% in State

More recently, LAUSD revealed that 17,245 unhoused students were enrolled for the 2023-2024 school year, a 26% increase from the previous year.

CRETE ACADEMY MEETING NEEDS IN THE COMMUNITY

Crete Academy provides a rigorous, college preparatory education to historically underserved TK-6 students.



- Serving nearly 300 students on two campuses
- Students and families receive wrap-around services for free through powerful community partnerships
- Students feel safe, nurtured, and connected to school
- Demographics
 - Black or African American – 66.5%
 - Hispanic or Latino – 31.7%
 - Homeless and Foster Youth – 14.8%
 - Socioeconomically Disadvantaged – 95.4%
 - Students with Disabilities – 9.5%
 - English Learners – 7.1%

One day, the cycle of poverty will end and children who once were homeless and living in poverty will be leaders of this world.

- Crete serves historically marginalized populations. In fact, Crete enrolls a significantly higher percentage of African American students compared to the District, State, and neighboring schools.
- Crete provides value to their school community, in comparison to schools they would otherwise attend. Looking at culture data comparisons to the District and Neighboring Schools, Crete has achieved lower suspensions and chronic absenteeism rates.
- Crete has made progress towards meeting standards, as evidenced by its improvement on CAASPP from 2019 to 2023 in ELA and 2019 to 2022 in Math.
- Crete students have made one year's progress in one year's time as demonstrated on Renaissance STAR in Reading and Math.

MEETING THE NEEDS IN THE COMMUNITY

HARMONY CENTER

WELLNESS AND SOCIAL EMOTIONAL SUPPORTS



HOUSING

MENTORSHIP

TRANSPORTATION

CLOTHES

FOOD and
NUTRITION

WASHER and DRYER

UCLA MEDICAL
CLINIC

DENTAL CLINIC

16 COUNSELORS for
300 STUDENTS

FAMILY
COUNSELING

TRANQUIL SPACE

TUTORING

PATHWAYS TO POTENTIAL

Enrichment Opportunities for Historically Underserved Students to Thrive, Lead, and Succeed

- Joyful and Unique Experiences
- Early Care and After-School Program
- Dance Team
- Chess Club
- Theater
- Gardening
- STEM
- Community Service
- Family Events
- Multicultural Events
- College Days
- Gifted and Talented Program





OPENING DOORS TO OPPORTUNITY

Empowering Historically
Disadvantaged Students Through
Transformative Field Trip Experiences



CRETE ACADEMY

A SCHOOL COMMUNITY SUPPORTED BY THE COMMUNITY

TRANSFORMING EDUCATION

OUR PARTNERS



CHANGING LIVES

OUR PARTNERS



OUR PARTNERS



EMPOWERING DREAMS

OUR PARTNERS



OUR PARTNERS



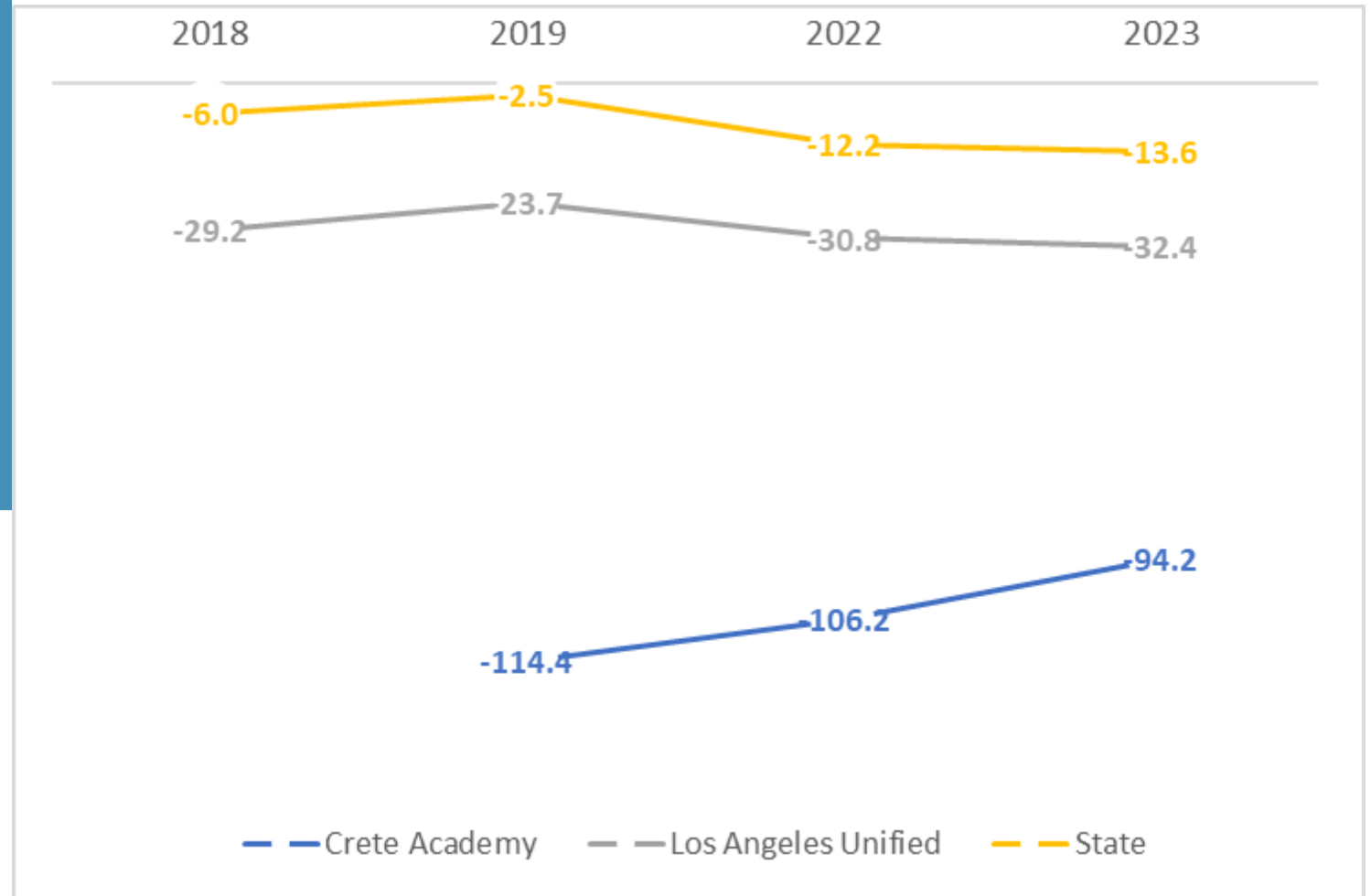
CRETE ACADEMY MEETS CRITERIA FOR A TWO-YEAR RENEWAL

- Crete Academy **satisfies the academic renewal criteria** for a two-year renewal.
- Pursuant to the amendments made to **Education Code Section 47607**, and the creation of **Education Code Section 47607.2**, by **Assembly Bill 1505** (2019), at the time of charter renewal, a chartering authority shall **consider the performance of the charter school on the state and local indicators** reported on the California School Dashboard (“Dashboard”), and the **performance of the Charter School on assessments deemed to be “verified data.”**
- Crete Academy has made **progress toward meeting standards**, as evidenced by its **improvement on CAASPP** from 2019 to 2023 in ELA and 2019 to 2022 in Math.
- The Charter School has demonstrated **one year’s progress in one year’s time on the verified data of Renaissance STAR outcomes** in Reading and Math.

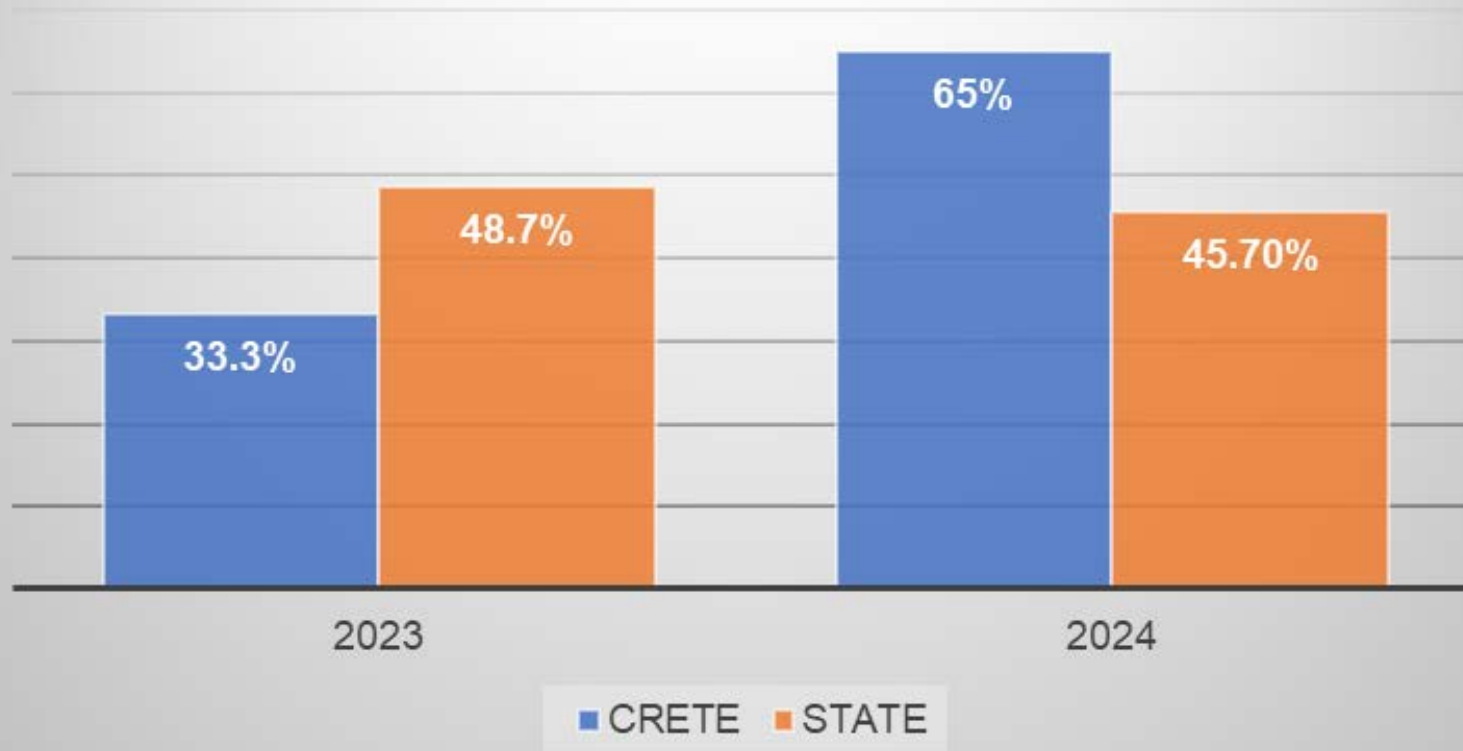
STUDENT ACHIEVEMENT IS INCREASING IN ELA AND MATH

Crete has experienced a year-over-year increase in DFS since 2019.

ELA results for English Learners, Latino, and African American/Black students have shown an upward trend since 2019, with consistent year-over-year increases.



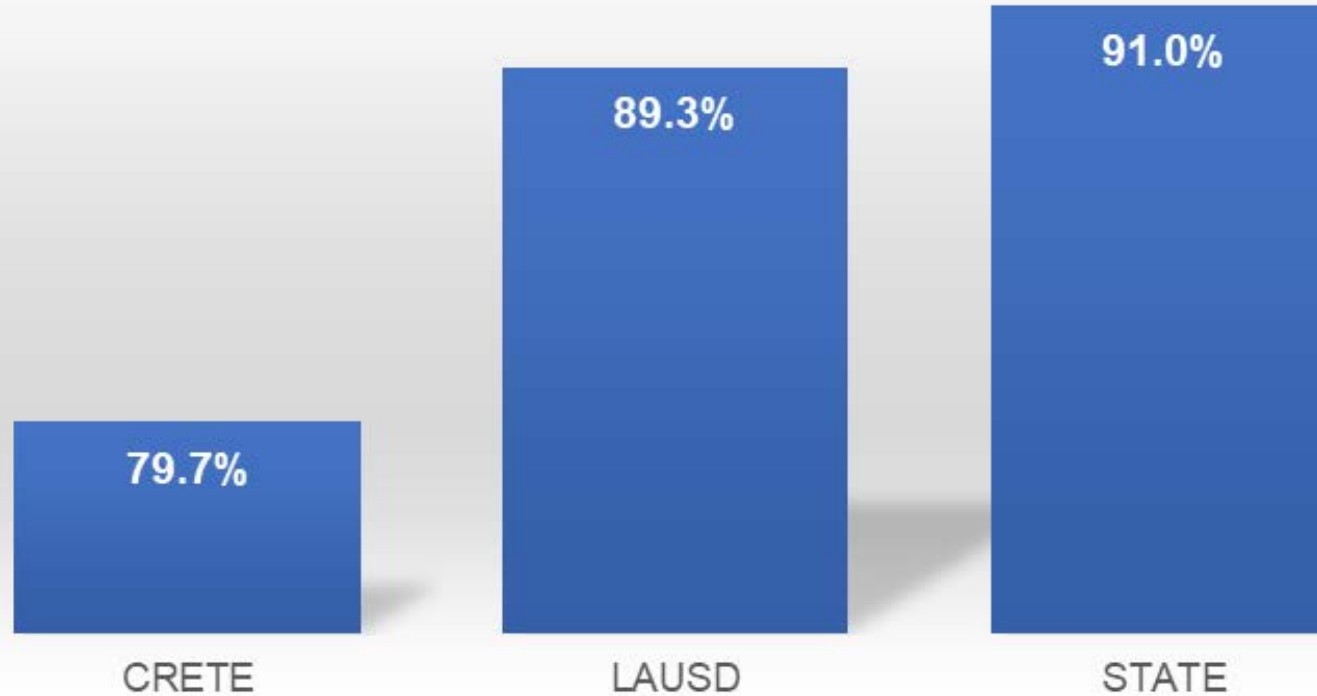
English Learner Progress Indicator



ACADEMIC GROWTH
ESPECIALLY FOR
ENGLISH LEARNERS

CRETE'S ENGLISH
LEARNERS ARE
PERFORMING HIGHER
THAN THE STATE

2023-24 Stability Rate



LOW STABILITY RATE INDICATES THAT ONLY 79.7% OF CRETE ACADEMY STUDENTS REMAIN FROM FIRST DAY TO LAST DAY OF SCHOOL

CRETE ACADEMY ACADEMIC IMPROVEMENTS

- Specialist Supporting Teachers
- New Curriculum
- Growth Mindset
- Continuous Improvement
- Response to Instruction and Intervention
- Progress Monitoring
 - Every Student by Name and by Need
 - Monthly



RIGOROUS COLLEGE PREPARATORY EDUCATION

**Framework to Close the
Opportunity Gap and
Prepare All Students
for College Readiness**

- Rigorous Curriculum
- Reflective Writing
- Organizational Skills
- Collaborative Learning
- Academic Vocabulary
- College and Career Readiness





Students thrive academically, socially, emotionally, and physically when their basic needs are met – a strong foundation builds limitless potential.

As determined by law (AB 1505), Education Code Section 47607.2(a), and the California Department of Education, Crete Academy fits into the low performing category, and as clearly demonstrated by the evidence, meets the criterion for charter renewal for a term of 2 years.

Crete Academy is taking meaningful steps to continuous improvement in written plan.



TAB 17

Ivy Bound Academy

- 17 Years
- CDE Middle Tier School
- IBA is on par with the State
- Always highly rated by CSD

Ivy Bound Academy • Since 2007 • 17 Years



(right) Meet Lauren and her folks, Ivy Bound 8th grade class of 2019. Lauren is a sophomore at Purdue University in Indiana, majoring in aerospace engineering.

(left) Meet Orya, practicing guitar during lunch.

(left) Meet Ms. Roberson meeting stakeholders before school starts



	2016-17	2023-24
SED	35.1%	75.2%
EL + RFEP	1.8% + 25.7%	19.5% + 38.3%
SWD	7.7%	9.0%
F/HY	0%	1.5%
Hispanic/Latino	28.4%	40.6%
White	57.7%	51.1%
African American	2.7%	2.3%
AFPI	6.3%	1.5%

Ivy Bound
Academy

Since 2007
17 Years

(SOURCE:
[HTTPS://DQ.CDE.CA.GOV/
DATAQUEST.](https://dq.cde.ca.gov/dataquest/))

Summary of LAUSD's Oversight Ratings for IBA (2017-18 to 2023-24)

Years	Governance	Student Achievement and Educational Performance	Organizational Management, Programs, and Operations	Fiscal Operations
2017-18	3	3	3	3
2018-19	3	3	1¹	3
2019-20	4	4	3	3
2020-21	4	2	3	4
2021-22	4	No Rating	3	4
2022-23	4	3	3	4
2023-24	3	2	3	4

Source: LAUSD Oversight Reports 2018-2024

Ivy Bound Academy

Since 2007 • 17 Years

1. IBA received a "1" in 2018-19 due to a new employee being provided child abuse and mandated reporter training shortly after the six-week deadline, and failing to secure proper DOJ clearance from a vendor. IBA updated our policies and procedures and we have not had any issues like this in the past five years, as evidenced by the consecutive "3" scores in Organizational Management.

TAB 18

KIPP Corazón Academy

CHARTER RENEWAL

LAUSD Board Presentation

January 14, 2025



● A Beacon of Community Pride

- Our annual Tianguis, inspired by traditional Mexican and Central American open-air markets, brings together over 40 local businesses and hundreds of attendees. This cherished tradition celebrates our vibrant community and strengthens connections among families, vendors, and our school.
- Each year, more than 150 students, families, and staff showcase their school spirit and embrace wellness at South Gate's Annual 5k. This energizing event highlights our commitment to community engagement and active, healthy living.



Steadfast Pursuit of Academic Excellence

KIPP Corazón Academy has consistently outperformed LAUSD and the State in both ELA and Math for all student subgroups throughout the charter term. This is a testament to the school's unwavering commitment to academic achievement across the board.

	KIPP Corazón v. California State									
	English Language Arts					Math				
	2018-19	2019-21	2021-22	2022-23	2023-24	2018-19	2019-21	2021-22	2022-23	2023-24
All	Lower	–	Lower	Lower	Lower	Higher	–	Lower	Lower	Lower
Latino	Higher	–	Higher	Higher	Higher	Higher	–	Higher	Higher	Higher
EL	Higher	–	Lower	Higher	Higher	Higher	–	Higher	Higher	Higher
Socio. Disadv.	Higher	–	Higher	Higher	Higher	Higher	–	Higher	Higher	Higher
Stu. w/ Dis.	Lower	–	Lower	Even	Lower	Higher	–	Lower	Higher	Lower
Long term EL	–	–	–	–	Higher	–	–	–	–	Higher

	KIPP Corazón v. LAUSD									
	English Language Arts					Math				
	2018-19	2019-21	2021-22	2022-23	2023-24	2018-19	2019-21	2021-22	2022-23	2023-24
All	Higher	–	Higher	Higher	Higher	Higher	–	Higher	Higher	Higher
Latino	Higher	–	Higher	Higher	Higher	Higher	–	Higher	Higher	Higher
EL	Higher	–	Higher	Higher	Higher	Higher	–	Higher	Higher	Higher
Socio. Disadv.	Higher	–	Higher	Higher	Higher	Higher	–	Higher	Higher	Higher
Stu. w/ Dis.	Lower	–	Higher	Higher	Higher	Higher	–	Higher	Higher	Higher
Long term EL	–	–	–	–	Higher	–	–	–	–	Higher

Stronger Choice for Neighborhood Families

For families in Southeast LA, KIPP Corazón Academy stands out as a strong choice. Students achieve higher ELA and Math results than their peers at the most frequently assigned resident schools, offering a clear path to academic excellence and brighter futures.

	ELA - SCHOOL-WIDE RESULTS				
	2018-2019	2019-2021	2021-2022	2022-2023	2023-2024
KCA compared to Intl. Studies Learn. Ctr.	Lower	–	Lower	Lower	Lower
KCA compared to South Gate M.S.	Higher	–	Higher	Higher	Higher
KCA compared to Southeast M.S.	Higher	–	Higher	Higher	Higher
KCA compared to Stanford Ave. Elem.	Higher	–	Higher	Higher	Lower
KCA compared to Willow Elem.	Lower	–	Higher	Lower	Lower
KCA compared to Henry T. Gage M.S.	Higher	–	Higher	Higher	Higher
KCA compared to Walnut Pk. M.S. STEM	Higher	–	Higher	Higher	Higher
KCA compared to Walnut Pk. M.S. SJSL	Higher	–	Lower	Lower	Lower
KCA compared to Charles Drew M.S.	Higher	–	Higher	Higher	Higher
KCA compared to Liberty Blvd. Elem.	Higher	–	Higher	Higher	Higher

	MATH - SCHOOL-WIDE RESULTS				
	2018-2019	2019-2021	2021-2022	2022-2023	2023-2024
KCA compared to Intl. Studies Learn. Ctr.	Higher	–	Higher	Higher	Higher
KCA compared to South Gate M.S.	Higher	–	Higher	Higher	Higher
KCA compared to Southeast M.S.	Higher	–	Higher	Higher	Higher
KCA compared to Stanford Ave. Elem.	Higher	–	Higher	Higher	Higher
KCA compared to Willow Elem.	Lower	–	Lower	Lower	Lower
KCA compared to Henry T. Gage M.S.	Higher	–	Higher	Higher	Higher
KCA compared to Walnut Pk. M.S. STEM	Higher	–	Higher	Higher	Higher
KCA compared to Walnut Pk. M.S. SJSL	Higher	–	Higher	Higher	Higher
KCA compared to Charles Drew M.S.	Higher	–	Higher	Higher	Higher
KCA compared to Liberty Blvd. Elem.	Higher	–	Higher	Lower	Lower

● ● **A Call for Responsible Leadership.**

While the board holds the discretion to approve or deny a middle-performing school, it also bears the responsibility to consider the the school's immense value, its vital role in the community, it's trajectory and the best interests of the school community.

We urge the Board to fully support the Superintendent's recommendation and vote "Yes" to renew our school's charter for five years, securing the future of our students and our community.

With Gratitude,
The KIPP Corazón Academy Team & Family Community

TAB 19

KIPP Philosophers Academy

CHARTER RENEWAL

LAUSD Board Presentation

January 14, 2025



● Serving the Watts Community with Care and Impact.

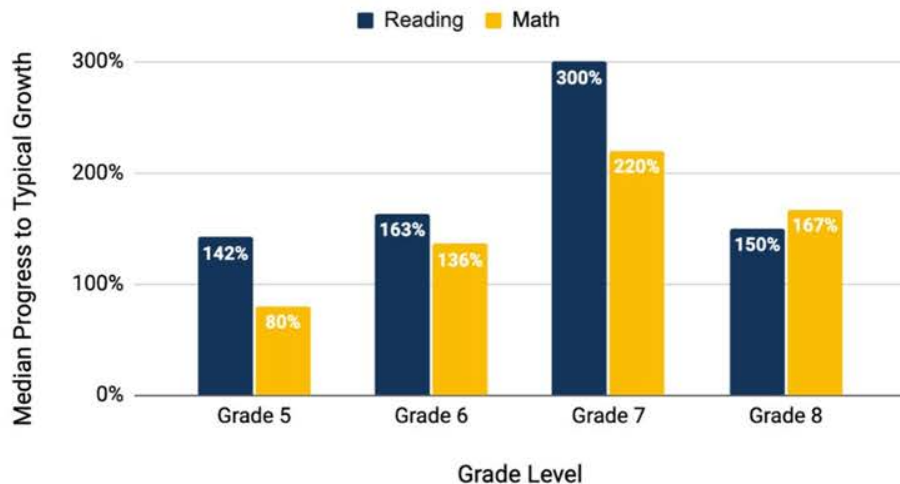
- KIPP Philosophers Academy is a cornerstone of the Watts community.
- Hosted the first pediatric vaccination clinic in Watts to provide free dental, vision, and mental health screenings.
- Partnered with Salas & Sons' Food Bank, to distribute food to 390 families, impacting over 1,000 individuals.
- Hosted flex voting centers with the LA County Registrar-Recorder, empowering civic engagement and strengthening community ties.



Verified Growth: Academic Success Beyond Expectations

At KIPP Philosophers, students are exceeding expectations. Verified data shows every grade level made more than one year of growth in reading and math on their 2023-24 i-Ready assessments--progress we're seeing translated to strong 2024 SBAC results.

i-Ready Reading & Math Performance (SY 23-24)



Exceptional Gains: Outpacing District and State Standards

With double-digit gains in ELA and Math, KIPP Philosophers is leading the way in academic achievement. These year-to-year improvements far surpass both State and LAUSD growth, showcasing elevated learning outcomes and providing our students with the tools for success.

	ENGLISH LANGUAGE ARTS			MATH		
Student Group	Year-to-Year Gains for LAUSD	Year-to-Year Gains for California	Year-to-Year Gains for Philosophers	Year-to-Year Gains for LAUSD	Year-to-Year Gains for California	Year-to-Year Gains for Philosophers
All	+4.1	+0.4	+23.9	+6.9	+1.5	+32.5
Black	+4.1	+0.8	+13.5	+7.4	+2.4	+22.5
Latino	+4.2	+0.9	+32.9	+6.3	+1.6	+37.3
English Learners	+9.1	+0.2	+45.2	+10.6	0	+32.5
Socioecon. Disadv.	+5.8	+1.8	+24.2	+5.8	+2.6	+32.3
Students With Disab.	+4.9	+0.7	+21.5	+9	+2.9	+9.1

Beyond the State & District for English Learners

KIPP Philosophers Academy is a model for supporting English learners, with results on the English Learner Progress Indicator exceeding both State and LAUSD benchmarks. These outcomes underscore the school's commitment to ensuring that every student has the opportunity to thrive.

English Learner Progress Indicator: KPA v. State & District

	2021–22	2022–23	2023–24
Philosophers	58.8%	52.5%	71.2%
California	50.3%	50.3%	45.7%
LAUSD	51.4%	48.4%	47.5%

Stronger Choice for Neighborhood Families

For families in South LA, KIPP Philosophers Academy stands out as a strong choice. Students achieve higher ELA results than their peers at the most frequently assigned resident schools, offering a clear path to academic excellence and brighter futures.

Comparison	ELA - School Wide Results					
	2017-2018	2018-2019	2019-2021	2021-2022	2022-2023	2023-2024
KPA compared to Markham M.S.	Higher	Higher		Higher	Higher	Higher
KPA compared to Charles Drew M.S.	Higher	Higher		Higher	Higher	Higher
KPA compared to Gompers M.S.	Higher	Higher		Lower	Higher	Higher
KPA compared to Griffith Joyner Ele.	Higher	Higher		Higher	Higher	Higher

● **A Call for Responsible Leadership.**

While the board holds the discretion to approve or deny a middle-performing school, it also bears the responsibility to consider the the school's immense value, its vital role in the community, it's trajectory and the best interests of the school community.

We urge the Board to fully support the Superintendent's recommendation and vote "Yes" to renew our school's charter for five years, securing the future of our students and our community.

With Gratitude,
The KIPP Philosophers Team & Family Community

TAB 20

KIPP Scholar Academy

CHARTER RENEWAL

LAUSD Board Presentation

January 14, 2025



● Performing Arts & Excellence Take Center Stage.

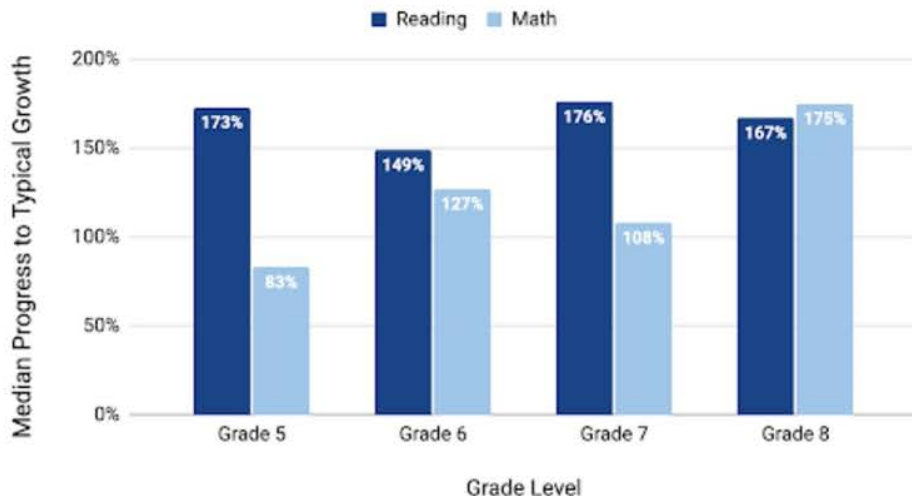
- KIPP Scholar Academy (KSA) is an award-winning performing arts middle school in South LA, providing students with unparalleled exposure to the arts.
- Every KIPP Scholar in 5th and 6th grade explores choir, piano, and band, before focusing on their passion in 7th and 8th grades.
- Our accomplished musicians regularly shine at local events and community parades, fostering creativity, confidence, and pride in their craft.



Verified Growth: Academic Success Beyond Expectations

KIPP Scholar students are making more than one year of growth in both reading and math across all grades. This verified data underscores the school's commitment to providing a rigorous and supportive academic environment where every scholar can thrive.

i-Ready Reading & Math Performance (SY 23–24)



Exceptional Gains: Outpacing District and State Standards

KIPP Scholar is achieving double-digit gains in both ELA and Math that far exceed growth seen in LAUSD and across California. These results highlight the school's ability to not only close gaps but propel students toward academic excellence.

	ENGLISH LANGUAGE ARTS			MATH		
Student Group	Year-to-Year Gains for LAUSD	Year-to-Year Gains for California	Year-to-Year Gains for Scholar	Year-to-Year Gains for LAUSD	Year-to-Year Gains for California	Year-to-Year Gains for Scholar
All	+4.1	+0.4	+16.5	+6.9	+1.5	+18.1
Black	+4.1	+0.8	+16.5	+7.4	+2.4	+4.3
Latino	+4.2	+0.9	+22.4	+6.3	+1.6	+35.7
English Learners	+9.1	+0.2	+17.7	+10.6	0	+36.9
Socioecon. Disadv.	+5.8	+1.8	+12.7	+5.8	+2.6	+14.9
Students With Disab.	+4.9	+0.7	+6.0	+9	+2.9	-0.7

Stronger Choice for Families

Comparison	Math - School Wide Results					
	2017-2018	2018-2019	2019-2021	2021-2022	2022-2023	2023-2024
KSA compared to Obama Global Prep	Higher	Higher		Higher	Higher	Higher
KSA compared to John Muir M.S.	Higher	Higher		Higher	Higher	Higher
KSA compared to Foshay Learn. Ctr.	Higher	Higher		Higher	Higher	Higher
KSA compared to Audubon M.S.	Higher	Higher		Higher	Higher	Higher
KSA compared to Horace Mann UCLA	Higher	Higher		Higher	Higher	Higher

Comparison	ELA - School Wide Results					
	2017-2018	2018-2019	2019-2021	2021-2022	2022-2023	2023-2024
KSA compared to Obama Global Prep	Higher	Higher	–	Higher	Higher	Higher
KSA compared to John Muir M.S.	Higher	Higher	–	Higher	Higher	Higher
KSA compared to Foshay Learn. Ctr.	Higher	Higher	–	Higher	Lower	Lower
KSA compared to Audubon M.S.	Higher	Higher	–	Higher	Higher	Higher
KSA compared to Horace Mann UCLA	Higher	Higher		Higher	Higher	Higher

- KIPP Scholar Academy delivers significantly higher results in Math and ELA compared to the most frequently assigned resident schools.
- For families in South LA, KSA is a strong choice for an education that empowers students to surpass expectations and prepare for a bright future.

● **A Call for Responsible Leadership.**

While the board holds the discretion to approve or deny a middle-performing school, it also bears the responsibility to consider the the school's immense value, its vital role in the community, it's trajectory and the best interests of the school community.

We urge the Board to fully support the Superintendent's recommendation and vote "Yes" to renew our school's charter for five years, securing the future of our students and our community.

With Gratitude,
The KIPP Scholar Team & Family Community

TAB 21

KIPP Sol Academy

CHARTER RENEWAL

LAUSD Board Presentation

January 14, 2025

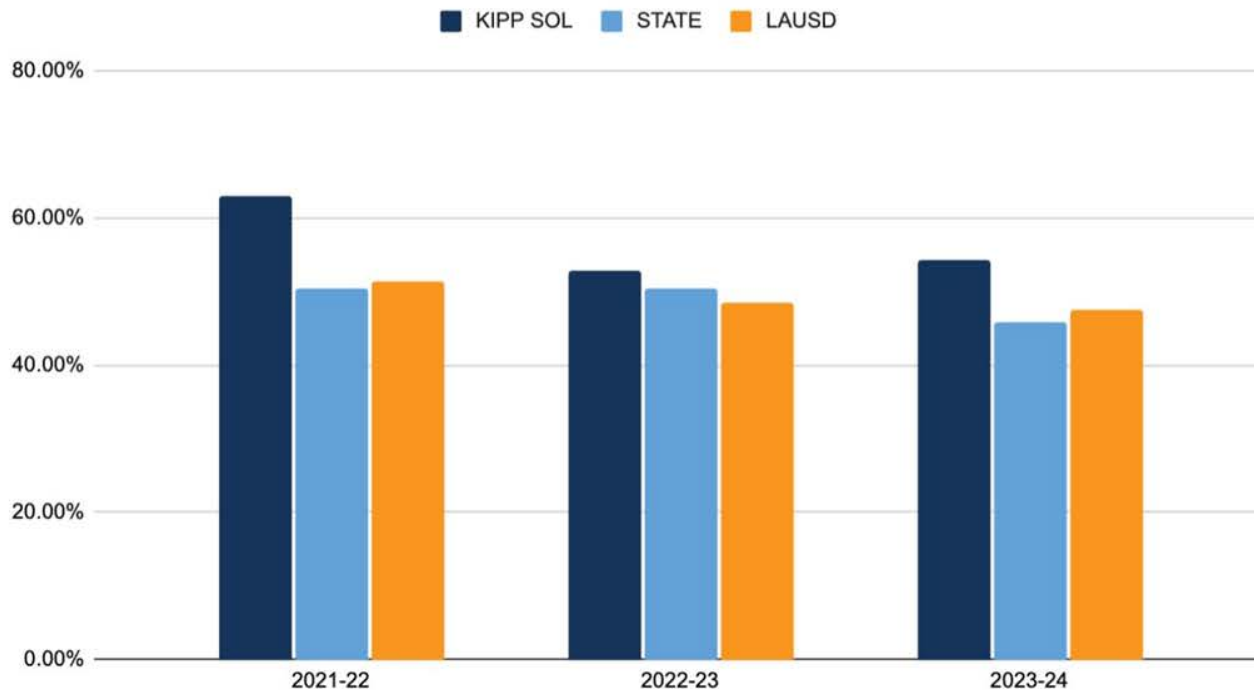


Steadfast Pursuit of Academic Excellence.

	KIPP SOL V. LAUSD											
	ELA						MATH					
	2017-18	2018-19	2019-20	2021-22	2022-23	2023-24	2017-18	2018-19	2019-20	2021-22	2022-23	2023-24
All Students	Higher	Higher	-	Higher	Higher	Lower	Higher	Higher	-	Higher	Lower	Lower
Latino	Higher	Higher	-	Higher	Higher	Lower	Higher	Higher	-	Higher	Higher	Lower
EL	Higher	Higher	-	Higher	Higher	Lower	Higher	Higher	-	Higher	Lower	Lower
Socio. Disadv.	Higher	Higher	-	Higher	Higher	Lower	Higher	Higher	-	Higher	Higher	Lower
Stu. w/Disab.	Higher	Higher	-	Higher	Higher	Lower	Higher	Higher	-	Higher	Lower	Lower
Long-Term EL	-	-	-	-	-	Higher	-	-	-	-	-	Higher
	KIPP SOL V. CALIFORNIA STATE											
	ELA						MATH					
	2017-18	2018-19	2019-20	2021-22	2022-23	2023-24	2017-18	2018-19	2019-20	2021-22	2022-23	2023-24
All Students	Higher	Higher	-	Higher	Lower	Lower	Higher	Higher	-	Lower	Lower	Lower
Latino	Higher	Higher	-	Higher	Higher	Lower	Higher	Higher	-	Higher	Higher	Lower
EL	Higher	Higher	-	Higher	Lower	Lower	Higher	Higher	-	Lower	Lower	Lower
Socio. Disadv.	Higher	Higher	-	Higher	Higher	Lower	Higher	Higher	-	Higher	Higher	Lower
Stu. w/Disab.	Higher	Higher	-	Higher	Higher	Lower	Higher	Higher	-	Higher	Lower	Lower
Long-Term EL	-	-	-	-	-	Higher	-	-	-	-	-	Higher

Steadfast Pursuit of Academic Excellence.

ELPI: KIPP SOL, STATE and LAUSD



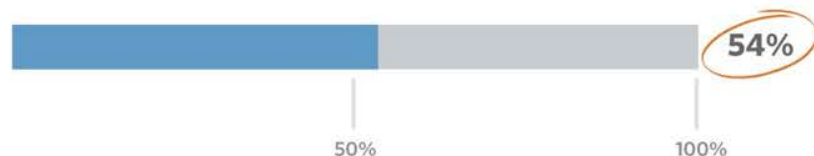
Recovery and Resilience

While last school year presented challenges, verified mid-year data shows that most students are on track for academic recovery, underscoring the school's resilience and commitment to excellence.

Subject Math
Academic Year 2024-25
Comparison Diagnostic MOY

Students Assessed/Total: 453/459

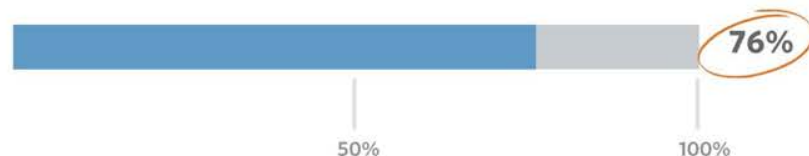
Progress to Annual Typical Growth (Median)*



Subject English
Academic Year 2024-25
Comparison Diagnostic MOY

Students Assessed/Total: 451/459

Progress to Annual Typical Growth (Median)*



*Note: The mid-year goal is to achieve at least 50% in these percentages, ensuring we stay on track to reach or exceed 100% by year-end.

A Beacon of Community Pride.

KIPP Sol is more than a school—it's a source of pride for the East LA community. Since 2013, it has earned recognition as a U.S. News Best Middle School, a California Distinguished School, and the home of a nationally acclaimed mariachi program. With a college graduation rate three times the national average for their peers, KIPP Sol's nearly 1,000 alumni have gone on to excel at prestigious institutions like Columbia, Dartmouth, UCLA, UC Berkeley, Boston College, and more.



Renewal is the Imperative.

These achievements form the foundation for the state's designation of KIPP Sol as a middle-performing school, where renewal is the clear presumption. Anything less than renewal defies the intent of the law and also disregards the community's needs and aspirations.



● A Call for Responsible Leadership.

LAUSD's Policy and Procedures for Charter Schools calls for using the "full oversight record" in renewal decisions. KIPP Sol Academy's record makes it clear: keeping our school open is in the best interest of students and the community.

- **Consistently Higher Achievement:** Our ELA and math scores have often surpassed LAUSD and state averages.
- **Exceptional English Learner Support:** Our English Learner Progress Indicator has outperformed LAUSD and the state for three consecutive years.
- **Academic Growth:** Students are on track to exceed one year's progress in reading and math.
- **Community Pillar:** We are a beacon of pride and opportunity in East LA.

Board members must overturn the Superintendent's recommendation. The Board must decisively vote against closing the school by making a motion to renew the charter petition, affirming their commitment to the students and community of East Los Angeles.

TAB 22

Core Programs




Los Angeles Leadership Academy



STEM



Taking a coding course sets the foundation for their robotics class the following year.



HANDS ON/ COLLABORATIVE LEARNING



CULINARY CLASSES

Culinary classes are aligned with our farming program; literacy is integrated by having students read about food benefits and having students create their own recipe books.



ART CLASSES

Students are taught to express themselves through the arts, as they learn the basics to drawing and painting, alongside other mediums of artforms.





College and Career

Career Days and College Field Trips are held to expose students to an array of career paths and educational opportunities.




How To Get To College

Created by: Mr. Martinez, M.S., P.P.S.
School Counselor
Los Angeles Leadership Academy High School



Student Recognition Program



SPORTS




PBIS Program: Student Store



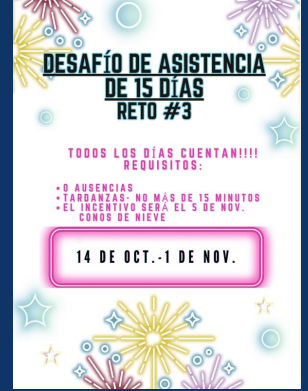
PBIS Menu	
DRINKS	CANDY
Cherry coke.....35pts	Snickers.....25pts
Coke.....35pts	3 Musketeers.....25pts
Gatorade.....35pts	Milky Way.....25pts
Dr. Pepper.....35pts	Skittles.....25pts
Orange Fanta.....35pts	Starburst.....20pts
Sprite.....35pts	TWIX.....20pts
Caprisun.....25pts	Chocolate M & M's.....20pts
Water.....20pts	
SNACKS	CHIPS-----25PTS
Oreos.....40pts	Doritos Funyuns
Famous Amos.....25pts	Fritos- Chilli cheese
Gold Fish.....25pts	Lays Doritos- Spicy nacho
Garden of Eatin'.....15pts	BBQ Lays Doritos-spicy sweet chilli
Pinguinos.....15pts	Ruffles
	Fritos
	Cheetos
	Flamin' hot Cheetos
	Cheetos-cheddar Jalapeno
School Supplies	GAME ROOM
Pen.....5pts	Ticket is 25 pts - must present
Pencils.....5pts	ticket at the door
Led Pencils.....10pts	Location- Room 211
Notebook.....25pts	



January- M.S. PBIS & Attendance 2025							
SUNDAY	MONDAY	TUESDAY	WEDNESDAY	THURSDAY	FRIDAY	SATURDAY	NOTES
			1	2	3	4	• PBIS Store • Self-reflection (1/2025) • No recess and other students in the cafeteria.
5	6	7	8	9	10	11	• BSA January 12, 2025 • Video Self-reflection and knowledge • Self-reflection and knowledge
	12	13	14	15	16	17	• Attendance Challenge 4th • High School 7 Jan 24 • Leadership in MS 1/2025 Jan 24 to early school the 2nd
19	20	21	22	23	24	25	• Video Self-reflection • Self-reflection (1/2025) • Self-reflection (1/2025)
26	27	28	29	30	31		• BSA 31st January 12, 2025 • BSA 31st January 12, 2025



Attendance Incentives



Student Leadership

M.S. council Prepping Field Day Activities



Field Day Fun!!!!



Meet our Middle School Student Council



Meet our Middle School Student Council
8th grade leaders



KINDER AND 8TH GRADE

FIELD DAY

NOVEMBER 8, 2024

KINDER & 8TH GRADE HAD THE HIGHEST
ATTENDANCE RATE
POPSICLE TREAT TOO!!!



LOCATION: BLACKTOP
TIME: 12:45-3:00PM



LA Leadership & Resident Schools



Data Analysis

Demographic Comparison

Los Angeles Leadership Academy has a higher SED, EL, and Homeless population than resident schools. Comparing schools' race/ethnicity makeup, LALA has a higher percentage of Hispanic/Latino students than resident schools.

SCHOOL	SED	EL	SWD	Homeless	AfAm	Hispanic	Asian	White
Los Angeles Leadership Academy	94	22.1	12.9	5.4	0	94.6	1.1	1.4
Abraham Lincoln Senior High	86.9	8.8	17.9	1.2	1.5	78.3	17.6	1.7
Woodrow Wilson Senior High	90.6	8.7	19.3	1.2	1.7	93.2	2.4	2.3
Florence Nightingale Middle	86.3	16.9	16.9	2.4	2.4	73.8	18.1	2
El Sereno Middle	92.4	9.8	17.6	2	1	90.3	4.9	2.6

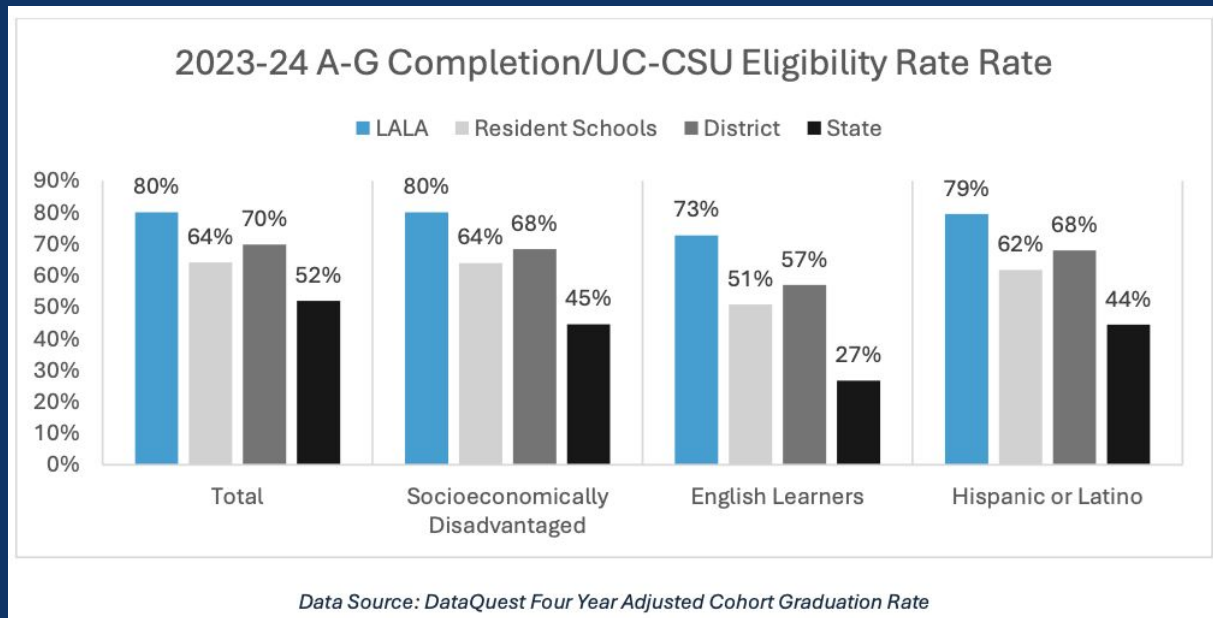
Percent of Students in each Demographic Group, source: CA Dashboard Data



Graduating Students

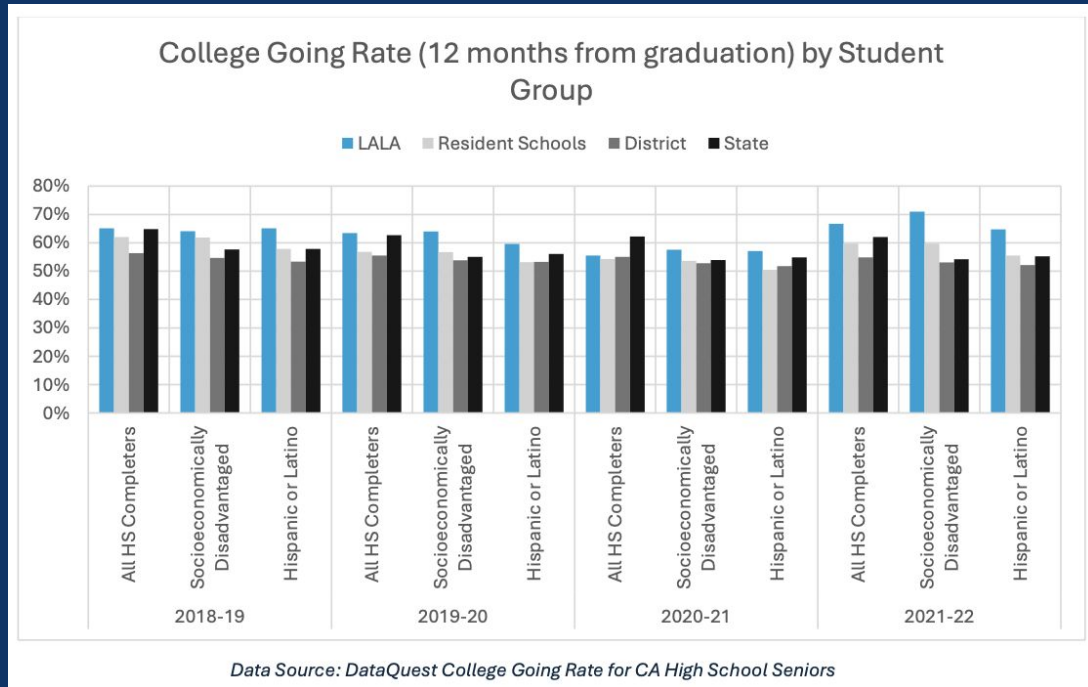
LA Leadership students have graduated with A-G completion at higher rates than resident schools and state from 2022-2024, with a most profound relative increase in 2024. A-G completion is necessary for UC/CSU eligibility.

- This statistic holds true when comparing all students and student groups: English learners, socioeconomically disadvantaged, and Hispanic/Latino.



Graduating Students (Cont.)

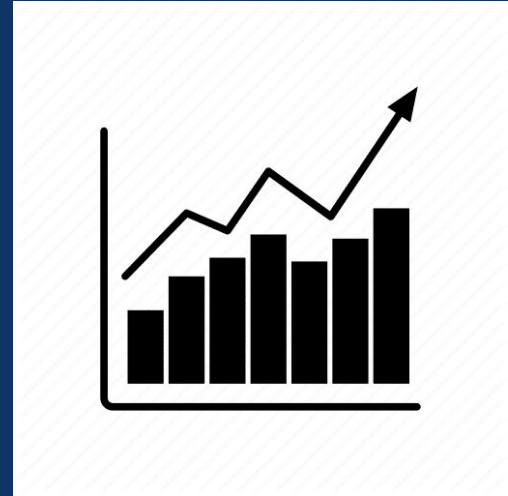
From 2019-2022, LA Leadership graduates have had a higher college going rate than resident schools and the district for all students and for Socioeconomically disadvantaged and Hispanic/Latino student groups, demonstrating LA Leadership's post-secondary outcomes have greater college enrollment than its peers.



SBAC Growth

A growing percentage of students at LA Leadership have met or exceeded the standard on SBAC and CAST tests from 2023 – 2024, across subjects, student groups, and grade levels.

- The table (next slide) shows the 2023 and 2024 percentages of students meeting or exceeding standard in SBAC across grade levels and student groups, for all subsets with at 11 students tested in both years.



SBAC Growth (Cont.)

- The 2024 data has been highlighted green in all places where the percentage is higher than its 2023 counterpart, and red in all places where it is lower.

Student Group	Grade Level	2023			2024		
		ELA Met/ Exceeded	Math Met/ Exceeded	Science Met/ Exceeded	ELA Met/ Exceeded	Math Met/ Exceeded	Science Met/ Exceeded
All Students	All Grades	27%	7%	12%	33%	13%	14%
	Gr. 6	22%	6%		30%	10%	
	Gr. 7	29%	5%		31%	18%	
	Gr. 8	20%	9%	5%	37%	11%	11%
	Gr. 11	40%	9%	14%	35%	15%	18%
Socioeconomically Disadvantaged	All Grades	29%	7%	12%	33%	14%	15%
	Gr. 6	25%	7%		30%	10%	
	Gr. 7	32%	5%		34%	20%	
	Gr. 8	21%	9%	3%	36%	12%	12%
	Gr. 11	42%	9%	14%	34%	16%	19%
Students with Disabilities	All Grades	7%	0%	0%	7%	7%	0%
English Learners	All Grades	10%	0%	0%	10%	4%	0%
	Gr. 6	9%	0%		12%	4%	
	Gr. 8	12%	0%	0%	8%	8%	0%
Hispanic/Latino	All Grades	28%	7%	11%	33%	14%	14%
	Gr. 6	5%	1%		8%	3%	
	Gr. 7	9%	1%		8%	5%	
	Gr. 8	6%	3%	2%	11%	3%	7%
	Gr. 11	8%	2%	4%	6%	3%	7%

Data Source: CAASPP Student Score Data File from TOMS

SBAC Growth (Cont.)

Estimated average distance from standard (DFS) is also increasing year over year, and LALA's change is greater than the change seen at resident-schools, district, and state, which indicates that they're meeting the one year's growth target.

ELA Change in DFS Over Time for Grade Level Cohorts

Cohort	LALA	Resident Schools	District	State
Class of 2023 (Gr. 8-11, 2019-2022)	20	n/a	11	13
Class of 2027 (Gr.7-8, 2022-2023)	-3	-22.5	-11	-9
Class of 2028 (Gr.6-8, 2022-2024)	18	7	-2	-2
Class of 2029 (Gr. 6-7, 2023-2024)	12	-2	5	4

Math Change in DFS Over Time for Grade Level Cohorts

Cohort	LALA	Resident Schools	District	State
Class of 2023 (Gr.8-11, 2019-2022)	-17	n/a	-40	-37
Class of 2027 (Gr.7-8, 2022-2023)	-7	-13.5	-14	-10
Class of 2028 (Gr.6-8, 2022-2024)	16	10	-7	-7
Class of 2029 (Gr. 6-7, 2023-2024)	6	-4	4	1

Data source for tables comes from DataQuest SBAC – Average Scale Score by grade level difference from standard by grade level.



English Learner Outcomes

LA Leadership has the highest percentage of English Learner students among their comparison resident schools, with a 22% EL population. Meanwhile, resident schools have an average 11% EL population.

- LA Leadership has demonstrated strong service to this student group, with their SBAC ELA outperforming the resident school average and the district consistently from 2022-2024.
- ELPI was also higher at LA Leadership than resident schools, district, and state in the years 2019, 2022, and 2023.
- English Learners have also graduated at a higher rate from LA Leadership than the district or state in 2023 and 2024.



NWEA Growth

In NWEA, Conditional Growth Index was above the -0.2 threshold for meeting one year's growth schoolwide and for all grade levels in Math and Language Usage, and grades 8-12 in Reading.

	Gr. 6	Gr. 7	Gr. 8	Gr. 9	Gr. 10	Gr. 11	Gr. 12	Average of Student CGI
Math	3.67	.70	2.06	1.89	4.19	5.11	4.36	0.8
Reading	-0.76	-3.12	0.76	0.21	1.19	4.13	0.71	0.0
Language	1.35	-0.08	0.98	-0.12	0.70	3.42		0.1

Data Source: NWEA Combined Student and Assessment Results and Student Growth Summary



TAB 23-26



Material Revision Presentation to the LAUSD School Board

January 14, 2025



Meeting the basic instructional and social-emotional needs of LA's most under-resourced youth

Alliance College-Ready Middle Academy 4 Multipurpose Building



Alliance Gertz-Merkin 6-12: Howard Lappin Community Center



Alliance Judy Ivie Burton Tech: Frank Baxter Innovation Complex



Alliance Ouchi-O'Donovan 6-12 Complex: Gymnasium



Supporting scholars, educators, and communities with a shared focus on equity and accountability

- We are not seeking to increase enrollment; sites are < 500 feet from existing facilities and do not require changes of address.
- Collectively, our new buildings will support our current communities through:



Additional classroom spaces to support high-quality teaching and learning.



A family center to create an impactful engagement space for the entire community.



More office spaces for staff to better support scholars with counseling and resources.



Outdoor space and a gymnasium for emotional health and physical fitness for scholars.