

Dear Educator,

National Geographic Learning welcomes you to myNGconnect! As a teacher using *Inside* or *Edge*, you and your students will find digital resources to make learning more interesting and engaging.

MyNGconnect is your connection to student resources, teacher resources, and digital textbooks. To access the resources for the *Inside* and *Edge* programs on myNGconnect, simply log into this site:

<http://lausd.cengage.com>

TEACHERS:


Teachers will log in using the above site link, using their LAUSD Single Sign On (SSO).

STUDENTS:

Students will log in using the above site link, using their LAUSD Single Sign On (SSO) using their MyMail accounts. If students do not have an SSO, they will need to set up their SSO.

Directions for setting up a student SSO are at the follow link: <http://bit.ly/MyMailSetUp>

Enter your LAUSD SSO Login details:



The image shows a login interface for the Los Angeles Unified School District (LAUSD) Single Sign On (SSO). On the left is a large blue graphic with abstract geometric shapes. On the right, there is a circular logo for the LAUSD Board of Education, featuring a sun, a book, and two figures. Below the logo, the text "Sign in with your organizational account" is displayed. There are two input fields: one for the email address (containing "someone@example.com") and one for the password (containing "Password"). A blue "Sign in" button is located below the password field. At the bottom, there is a link to "Log In" with a note: "Enter your full LAUSD email address and password to Log In. e.g. (mcmith@lausd.net, mcmith@lausd.net)".

After you have logged in with your SSO account, you will be redirected to your appropriate myNGconnect program (*Inside* or *Edge*).


 **NATIONAL
GEOGRAPHIC**


INSIDE LANGUAGE · LITERACY · CONTENT







 Lesson Planner


 Teacher Resources

 **NATIONAL
GEOGRAPHIC**

 **EDGE** Reading, Writing & Language



 Lesson Planner

 Teacher Resources

Tips on Navigating from the Home Page

1. The banner across the top of the home page provides teacher and district information.
2. The Help menu at the top of the page will provide you with detailed manuals on navigating through myNGconnect.
3. The Book Wheel allows you to scroll and select a student or teacher text. Simply click on the right and left arrows.

Access Online Student and Teacher eEditions

1. Locate the Book Wheel on your home page (see Tips on Navigating from Home Page). Using the arrow, scroll through the editions to preview the eEdition book covers.
2. Once you click on the desired eEdition, you will be taken to the front cover of the selected book
3. You can navigate from page to page of the book by clicking on the blue arrows at the bottom center of the page.
4. You can also highlight text, search for a word or phrase, or take virtual notes by clicking on the icons at the top right of the page.

If you need technical assistance please call Nat Geo/Cengage at 888-915-3276, option 3.