



# SCHOOL EXPERIENCE SURVEY

## How to Access the SES Using a Computer, Tablet, or Phone

*A guide on how to help parents take the School Experience Survey*


# School Experience Survey – Parent Flyer

The **School Experience Survey** is an annual survey administered in the **Spring** to all schools. Survey results provide schools with very **important feedback** from teachers, staff, students and parents.



# Accessing the SES

## Using a Computer or Tablet



# Accessing the SES

## Using a Computer or Tablet

Parents can take the SES by visiting the SES webpage by going to:

<https://ses.lauds.org/apps/pages/taketheses>

Parents will arrive at the SES survey site where they can take the survey in 7 different languages.

**Take the School Experience Survey!**

WE WANT YOUR FEEDBACK!

Parents can click on the survey links below starting:  
February 2nd, 2026

Staff can click on the survey link below starting:  
February 16th, 2026

Parent Survey English    Parent Survey Espanol    Parent Survey 한국어    Parent Survey 中國人

Parent Survey Русский    Parent Survey Tagalog    Parent Survey ಹುಬ್ಬಳ್ಳಿ    Staff Survey

# Accessing the SES

## Using a Smartphone



# Accessing the SES

## Using a Smartphone

To help parents access the SES, we created flyers with QR codes that will link them directly to the SES participation page using their personal smartphone.

# Accessing the SES

## Using a Smartphone

Here is the SES 2025-2026  
Parent flyer



The flyer is also available in  
different languages, including:

- **Spanish**
- **Korean**
- **Armenian**
- **Russian**

The flyer features the LAUSD logo in the top left corner. The main title is "2025-2026 SCHOOL EXPERIENCE SURVEY" in blue and red. Below the title is the slogan "Your voice matters! Let us know what you think!". The central text reads "PARENTS & GUARDIANS" in large red letters. To the right of this text is a QR code. A dark blue rounded rectangle at the bottom contains the text "Please be sure to take the survey between February 2 and March 27, 2026". At the very bottom, it states "Parents/Guardians can take the survey by either scanning the QR code above or going to [lausd.org/TakeTheSES](https://lausd.org/TakeTheSES)".

# Step-By-Step Guide

## Using a Smartphone

Here is a step-by-step guide on how to use the flyer:

### Step 1

Open the camera app on your smartphone.


# Step-By-Step

## Step 2

Once the camera app is opened on the phone, point the camera at the QR code.

# Step-By-Step


## This is what parents will see



Click on the link 



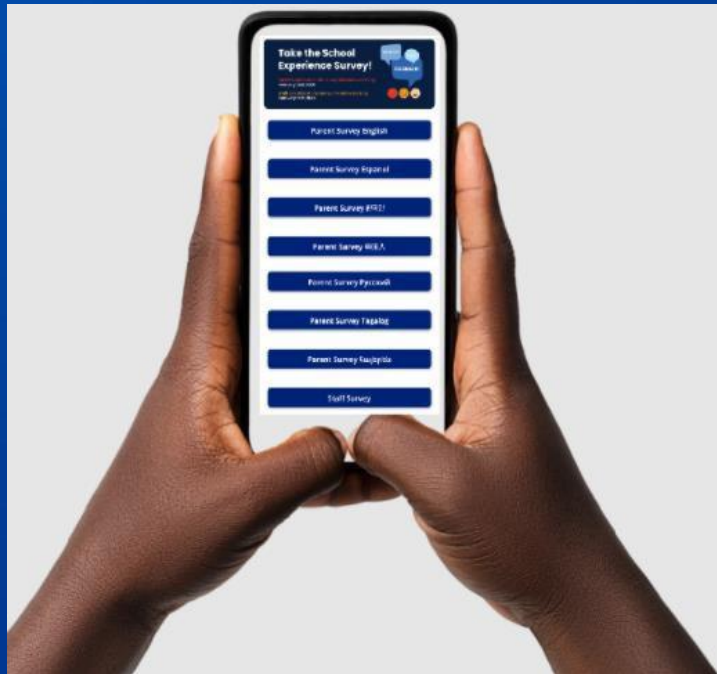
# Step-By-Step



**Clicking on the link  
will take you to the  
SES page where you  
can take the survey**

# Step-by-Step

**Parents will see the survey participation webpage with different language options to take the SES**



## Step 3

Once you finish taking the survey you will have the option to send a confirmation email indicating that you completed SES to an email address of your choice.

# School Experience Survey Team

**Thank you for sharing  
your voice!**

# School Experience Survey Team

**If you have any questions, please contact us:**

**Data Privacy, Analysis and Reporting (DPAR)**

**School Experience Survey Team**

**Website:** <https://ses.lausd.org>

**Phone:** 213-241-5600

**Email:** [schoolexperiencesurvey@lausd.net](mailto:schoolexperiencesurvey@lausd.net)