



SCHOOL EXPERIENCE SURVEY

Using the QR code to access the staff SES Job Aid

A guide on how to help staff take the School Experience Survey by using the QR code.

School Experience Survey – Staff Flyer

The **School Experience Survey** is an annual survey administered in the **Spring** to all schools. Survey results provide schools with very **important feedback** from teachers, staff, students and parents.



School Experience Survey – Webpage

Staff can take the SES by visiting the SES webpage by going to:

ses.lausd.org/TakeTheSES

Staff will arrive at the “Take the School Experience Survey” page where they can take the survey by clicking on the Staff Survey button.

Take the School Experience Survey!

WE WANT YOUR FEEDBACK!

Parents can click on the survey links below starting:
February 2nd, 2026

Staff can click on the survey link below starting:
February 16th, 2026


Parent Survey English	Parent Survey Espanol	Parent Survey 한국어	Parent Survey 中文
Parent Survey հայերեն	Parent Survey Русский	Parent Survey Tagalog	Staff Survey

School Experience Survey – Staff Flyer

To help with staff participation, we created a flyer with a QR code that will take you directly to the SES Take the survey site.


School Experience Survey – Staff Flyer

*Here is the SES
2025–2026
Staff flyer :*



2025–2026
SCHOOL EXPERIENCE SURVEY
Your voice matters! Let us know what you think!

**STAFF &
TEACHERS**



Please be sure to take the survey between
February 16 and March 27, 2026

Staff/Teachers can take the survey by either scanning the QR code above or going to
lausd.org/TakeTheSES

SES Website: ses.lausd.org
Email: SchoolExperienceSurvey@lausd.
Phone: (213) 241-5600
Follow us on X [lausd_oda](#)

Step-By-Step Guide

Here is a step-by-step guide on how to use the flyer:

Step 1

Post the flyer in areas that have high staff foot traffic.

Step-By-Step

Step 2

Staff can scan the QR code to access the survey.

Step-By-Step

Walkthrough:

**This is what
staff will see**

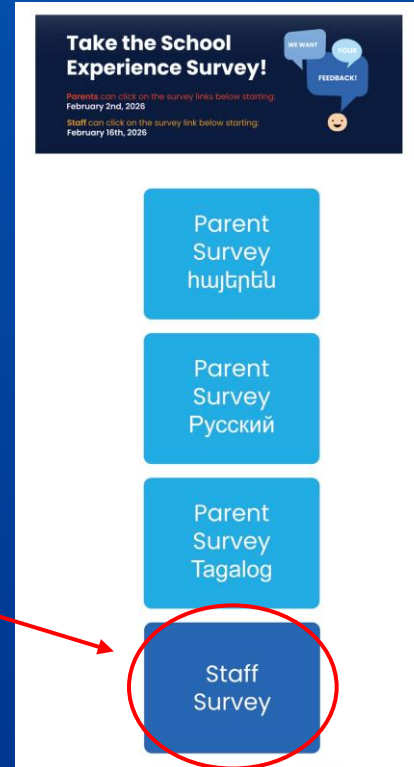
Zooming in on the image

**Scan the QR
code**



Step-by-Step

Staff should see this page of the Take the School Experience Survey page after scanning the QR code. Once staff are here, they can click on the Staff Survey button and start the survey.



Step-by-Step

Step 3

Once staff is done, they can either save a screenshot of the completed SES page and share it with their school for proof of completion.



Thank you for you support!

We hope that this Job-Aid/guide serves as a useful tool for you and your colleagues to use for staff participation.

School Experience Survey Team

If you have any questions, please contact us.

Data Privacy, Analysis and Reporting (DPAR)

School Experience Survey Team

Website: <https://ses.lausd.org>

Phone: 213-241-5600

Email: schoolexperiencesurvey@lausd.net