

School Experience Survey (SES)

Using the SES Preliminary Participation Rate Tool: *A GUIDE FOR SCHOOLS*

School Experience Survey Support

Website: www.lausd.org/SES

Phone: 213-241-5600

Email: schoolexperiencesurvey@lausd.net

The Importance of SES Response Rates

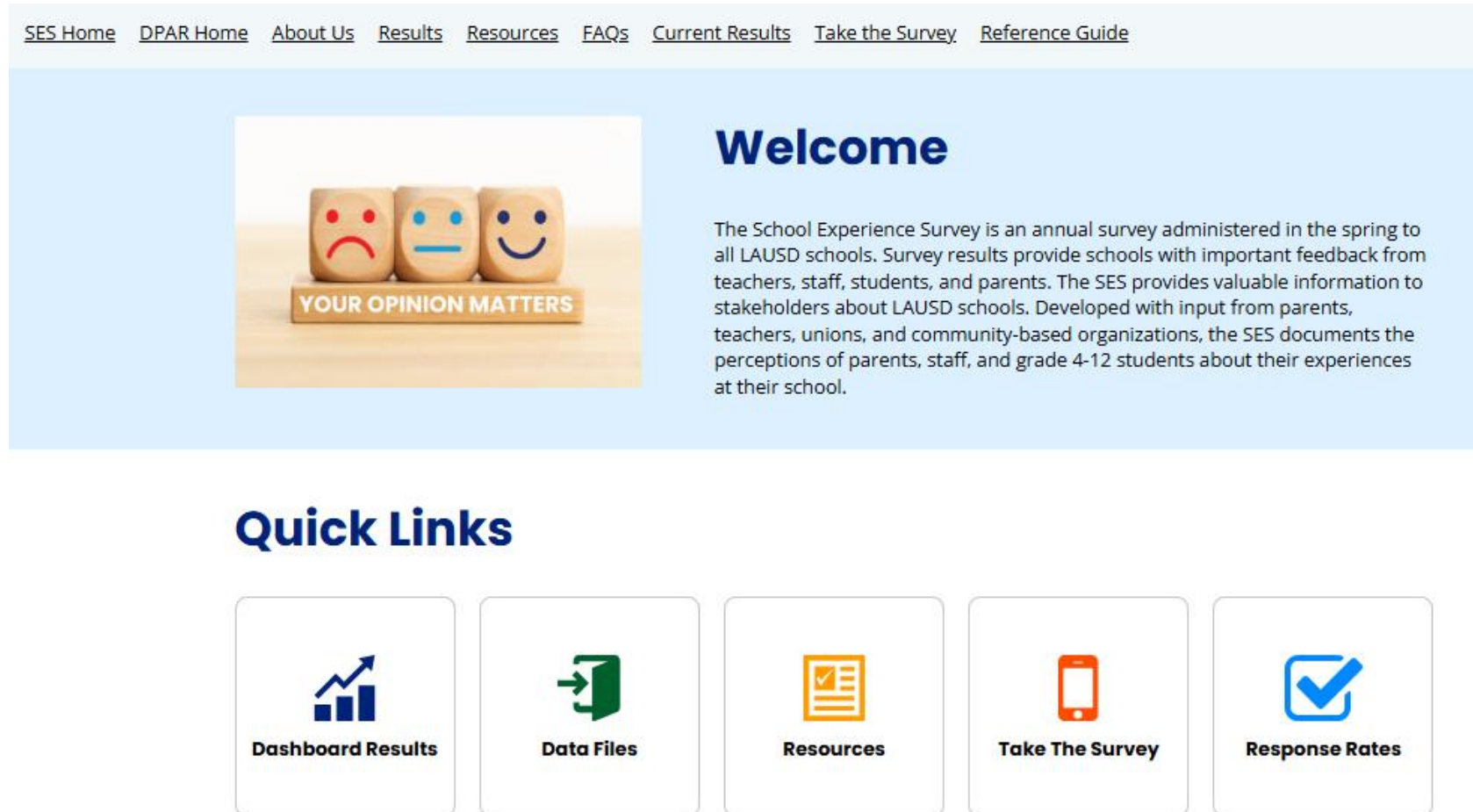
The **School Experience Survey** is an annual survey administered in the spring to all schools. Survey results provide schools with very **important feedback** from teachers, staff, students and parents.



To support all the hard work schools do to help students, staff, and parents participate in the survey each year, the SES Support Team offers a tool to help schools monitor their participation progress during the survey window. This tool can be found under the "Preliminary Response Rates" button found on the [SES main webpage](#).

Accessing SES Preliminary Response Rates

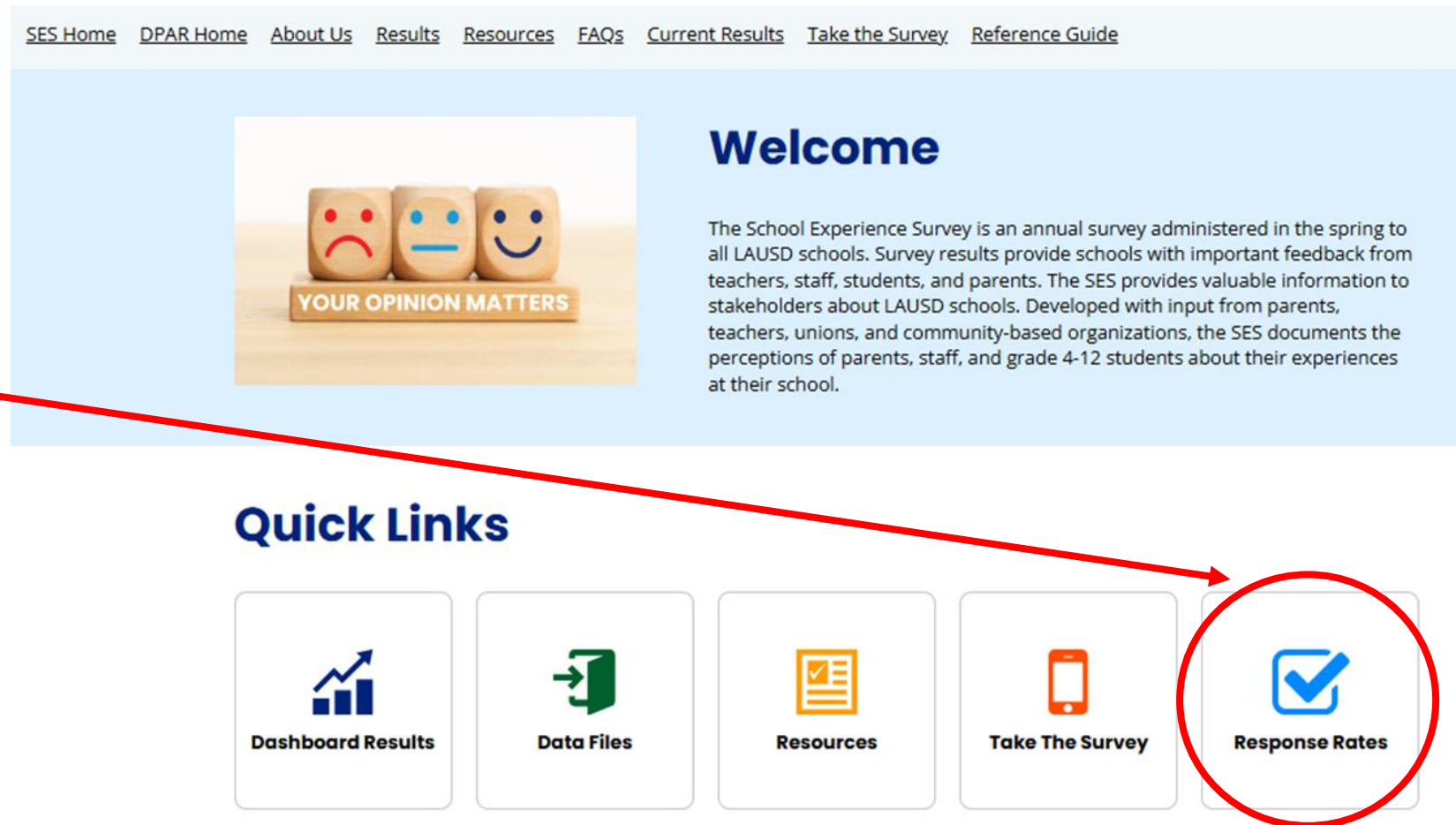
Click or type the following link in your browser to go to the SES home page:
ses.lausd.org



The screenshot shows the SES Home page with a navigation menu at the top: [SES Home](#), [DPAR Home](#), [About Us](#), [Results](#), [Resources](#), [FAQs](#), [Current Results](#), [Take the Survey](#), and [Reference Guide](#). The main content area features a "Welcome" section with a header image of three wooden blocks with faces (sad, neutral, happy) and the text "YOUR OPINION MATTERS". Below the image is a paragraph: "The School Experience Survey is an annual survey administered in the spring to all LAUSD schools. Survey results provide schools with important feedback from teachers, staff, students, and parents. The SES provides valuable information to stakeholders about LAUSD schools. Developed with input from parents, teachers, unions, and community-based organizations, the SES documents the perceptions of parents, staff, and grade 4-12 students about their experiences at their school." Below the welcome section is a "Quick Links" section with five buttons: "Dashboard Results" (bar chart icon), "Data Files" (folder icon), "Resources" (document icon), "Take The Survey" (mobile phone icon), and "Response Rates" (checkmark icon).

Accessing SES Preliminary Response Rates

Once you arrive on the SES webpage, click on the "Response Rates" button to access the Preliminary Response Rate tool.



The screenshot shows the top navigation menu with links: [SES Home](#), [DPAR Home](#), [About Us](#), [Results](#), [Resources](#), [FAQs](#), [Current Results](#), [Take the Survey](#), and [Reference Guide](#).

Welcome

The School Experience Survey is an annual survey administered in the spring to all LAUSD schools. Survey results provide schools with important feedback from teachers, staff, students, and parents. The SES provides valuable information to stakeholders about LAUSD schools. Developed with input from parents, teachers, unions, and community-based organizations, the SES documents the perceptions of parents, staff, and grade 4-12 students about their experiences at their school.

Quick Links

- Dashboard Results
- Data Files
- Resources
- Take The Survey
- Response Rates**

A red arrow points from the text on the left to the "Response Rates" button, which is circled in red.

Navigating the Preliminary Response Rate Tool

Preliminary Response Rates Column Headers

Column A: Region (*Note: XS is options schools, VAs*)
 Column B: PLOC (*primary location code*)
 Column C: CoS (*Community of Schools*)
 Column D: Regional Director (*last name, first name*)
 Column E: School
 Column F: Category (*respondent group*)

Column G: Response Tier NR (*tier numbers 1, 2, 3, 4*)
 Column H: Response Tier percentage categories
 Column I: Total Surveys (*number expected to be submitted*)
 Column J: Surveys Submitted (*number of submitted so far*)
 Column K: Response Rate (*percentage of participants so far*)
 Column L: Date of Extraction (*date data were pulled for response rates. Note that the Tool is updated at least weekly*)

Region	PLOC	CoS	Regional_Director	School	Category	Response_Tier_Nr	Response_Tier	Total_Surveys_Sp24	Surveys_Submitted_Sp24	Response_Rate_Sp24	Date_of_Extraction
E	4322	Egl Rk/Highld Pk CoS	DOWNING, WILLIAM A	Arroyo Seco Mus/S Mag	Parents	Tier-4	Greater Than 75%	314	270	86%	2025-02-21
E	4507	Bell/Cudhy/Maywd CoS	FRANCO, SERGIO L	Heliotrope Ave El	Parents	Tier-4	Greater Than 75%	347	322	93%	2025-02-21
E	5425	LncIn Hts/El Srno CoS	AVALOS, PEDRO	Multnomah St El	Parents	Tier-4	Greater Than 75%	245	225	92%	2025-02-21
E	7777	East Los Angeles CoS	MONTES, CARLOS A	Torres HS SJLA Mag	Parents	Tier-3	Between 50 and 75%	102	67	66%	2025-02-21
E	9510	Downtown CoS	UCHE, OBIOMA I	Castelar St EEC	Parents	Tier-3	Between 50 and 75%	73	47	64%	2025-02-21
E	9515	East Los Angeles CoS	AMEZQUITA, RANAE J	Eastman Ave EEC	Parents	Tier-3	Between 50 and 75%	38	27	71%	2025-02-21
E	2589	South Gate CoS	NUNEZ, JESUS	Bryson Ave El	Parents	Tier-2	Between 25 and 50%	539	268	50%	2025-02-21
E	3247	Downtown CoS	ESCOBEDO, ANA M	Plasencia El	Parents	Tier-2	Between 25 and 50%	344	128	37%	2025-02-21
E	4534	LncIn Hts/El Srno CoS	ESCOBEDO, ANA M	Hillside El	Parents	Tier-2	Between 25 and 50%	79	22	28%	2025-02-21
E	1953	East Los Angeles CoS	MONTES, CARLOS A	Perez Sp Ed Ctr	Parents	Tier-1	Less Than 25%	227	15	7%	2025-02-21
E	2308	Hstrc Cntrl Ave CoS	SASSO, VERONICA V	Ride El Smart Acad	Parents	Tier-1	Less Than 25%	271	22	8%	2025-02-21
E	2372	Bell/Cudhy/Maywd CoS	FRANCO, SERGIO L	Ochoa LC	Parents	Tier-1	Less Than 25%	776	90	12%	2025-02-21
E	2375	Bell/Cudhy/Maywd CoS	FRANCO, SERGIO L	Hughes El	Parents	Tier-1	Less Than 25%	400	0	0%	2025-02-21
E	2378	Bell/Cudhy/Maywd CoS	FRANCO, SERGIO L	Nueva Vista El	Parents	Tier-1	Less Than 25%	486	0	0%	2025-02-21
E	2381	Bell/Cudhy/Maywd CoS	FRANCO, SERGIO L	Maywood El	Parents	Tier-1	Less Than 25%	327	2	1%	2025-02-21
F	2383	MacArthur Park CoS	DAVTS. ITSA	Fsneranza El	Parents	Tier-1	Less Than 25%	479	0	0%	2025-02-21

Navigating the Preliminary Response Rate Tool

Each Response Rate Tier is represented in a different color to help quickly summarize each school's progress for a specific survey respondent group (e.g. student, parent, staff). The table below shows the color associated with each Tier's participation rate range.

Response Rate Tier Number	Tier Color Representation	Tier Participation Rate Range
Tier 1	Red	Less Than 25%
Tier 2	Orange	Between 25% and 50%
Tier 3	Yellow	Between 50% and 75%
Tier 4	Green	Greater Than 75%

Navigating The SES Preliminary Response Rates

1. Choose Survey Respondent Group (*see tabs for students, staff, and parents*)
 On the bottom left, you can select the group whose response rates you wish to examine.

Region	PLOC	CoS	Regional_Director	School	Category	Response_Tier_Nr	Response_Tier	Total_Surveys_Sp24	Surveys_Submitted_Sp24	Response_Rate_Sp24	Date_of_Extraction
E	4322	Egl Rk/Highld Pk CoS	DOWNING, WILLIAM A	Arroyo Seco Mus/S Mag	Parents	Tier-4	Greater Than 75%	314	270	86%	2025-02-21
E	4507	Bell/Cudhy/Maywd CoS	FRANCO, SERGIO L	Heliotrope Ave El	Parents	Tier-4	Greater Than 75%	347	322	93%	2025-02-21
E	5425	LncIn Hts/El Srno CoS	AVALOS, PEDRO	Multnomah St El	Parents	Tier-4	Greater Than 75%	245	225	92%	2025-02-21
E	7777	East Los Angeles CoS	MONTEs, CARLOS A	Torres HS SJLA Mag	Parents	Tier-3	Between 50 and 75%	102	67	66%	2025-02-21
E	9510	Downtown CoS	UCHE, OBIOMA I	Castelar St EEC	Parents	Tier-3	Between 50 and 75%	73	47	64%	2025-02-21
E	9515	East Los Angeles CoS	AMEZQUITA, RANAE J	Eastman Ave EEC	Parents	Tier-3	Between 50 and 75%	38	27	71%	2025-02-21
E	2589	South Gate CoS	NUNEZ, JESUS	Bryson Ave El	Parents	Tier-2	Between 25 and 50%	539	268	50%	2025-02-21
E	3247	Downtown CoS	ESCOBEDO, ANA M	Plasencia El	Parents	Tier-2	Between 25 and 50%	344	128	37%	2025-02-21
E	4534	LncIn Hts/El Srno CoS	ESCOBEDO, ANA M	Hillside El	Parents	Tier-2	Between 25 and 50%	79	22	28%	2025-02-21
E	1953	East Los Angeles CoS	MONTEs, CARLOS A	Perez Sp Ed Ctr	Parents	Tier-1	Less Than 25%	227	15	7%	2025-02-21
E	2308	Hstrc Cntrl Ave CoS	SASSO, VERONICA V	Ride El Smart Acad	Parents	Tier-1	Less Than 25%	271	22	8%	2025-02-21
E	2372	Bell/Cudhy/Maywd CoS	FRANCO, SERGIO L	Ochoa LC	Parents	Tier-1	Less Than 25%	776	90	12%	2025-02-21
E	2375	Bell/Cudhy/Maywd CoS	FRANCO, SERGIO L	Hughes El	Parents	Tier-1	Less Than 25%	400	0	0%	2025-02-21
E	2378	Bell/Cudhy/Maywd CoS	FRANCO, SERGIO L	Nueva Vista El	Parents	Tier-1	Less Than 25%	486	0	0%	2025-02-21
E	2381	Bell/Cudhy/Maywd CoS	FRANCO, SERGIO L	Maywood El	Parents	Tier-1	Less Than 25%	327	2	1%	2025-02-21
F	2383	MacArthur Park CoS	DAVTS. ITSA	Fsneranza Fl	Parents	Tier-1	Less Than 25%	479	0	0%	2025-02-21

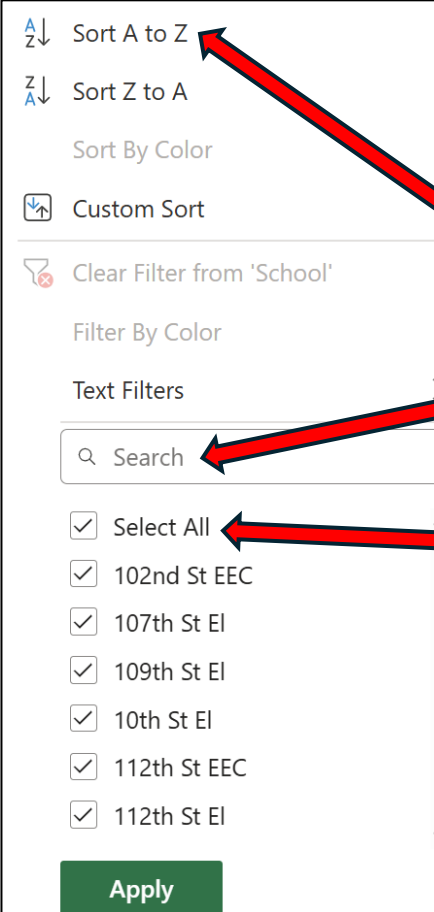
< >
Students
Staff
Parents
+

Navigating the Preliminary Response Rate Tool

2. Filter for your school

Under the "School" column, you can filter or search for your school by selecting the  arrow.

Regi	CoS	Regional_Director	PL	School
XS	No Hlywd_Val Vlg CoS	Herrera, Florida	1944	Carlson Hospital
S	San Pedro CoS	Mardesich, Louie	1957	Willenberg Sp Ed Ctr
S	HEET C_D CoS	Rainey Woods, Juanita	8596	Crenshaw Mag STEMM
W	Hollywood CoS	Corley, Lenalda	8693	Hollywood SH
XS	Downtown CoS	Herrera, Florida	8580	Central HS
XS	MacArthur Park CoS	Herrera, Florida	1918	McAlister HS CYESIS
S	HEET C_D CoS	Sample, Reginald	8600	Dorsey SH
S	Fremont CoS	Byrd, Dechele	5857	107th St El
S	South Mid-City CoS	James Mc Intosh, Maisha	7574	Mann UCLA Comm Sch
XS	LncIn Hts_El Srno CoS	Headrick, Cynthia	8801	City of Angels
W	Westchester CoS	Theodore-Sullivan, Jennifer	8943	WESM Hlth/Sports Med
E	So Los Angeles CoS	George, Raquel	8716	Santee EC
W	Fairfax CoS	Hirsch, Paul	8621	Fairfax SH
S	South Mid-City CoS	James Mc Intosh, Maisha	8713	Hawkins SH
W	LA Mid-City CoS	Corley, Lenalda	8736	Los Angeles SH
W	Glsl1_Ls Flz Prk CoS	Leyva, Sean	8750	Marshall SH
N	Monroe CoS	Avila, Roger	8768	Monroe SH
N	Cleveland CoS	Luna, Maribel	8283	Northridge MS
E	Bell_Cudhy_Maywd CoS	Franco, Sergio	3548	Elizabeth LC
XS	Van Nuys_Val Gln CoS	Herrera, Florida	8685	London HS
N	Sun Valley CoS	Avery, Seth	8636	Polytechnic SH



- Sort A to Z
- Sort Z to A
- Sort By Color
- Custom Sort
- Clear Filter from 'School'
- Filter By Color
- Text Filters
- Search
- Select All
- 102nd St EEC
- 107th St El
- 109th St El
- 10th St El
- 112th St EEC
- 112th St El

Apply

Filter options:

- Use "Sort A to Z" to put all schools in alphabetical order.
- Use "Search" to type in your school's name.
- Uncheck the "Select All" box and then select your school's name if you only want to see results for your school.

Navigating the Preliminary Response Rate Tool

Total surveys expected (*response rate denominator*)

The “Total_Surveys” column represents the total number of students (or staff or parents) expected to take the survey. This number serves as the denominator for rate calculations.

Region	PLOC	CoS	Regional_Director	School	Category	Response_Tier_Nr	Response_Tier	Total_Surveys_Sp24	Surveys_Submitted_Sp24	Response_Rate_Sp24	Date_of_Extraction
E	4322	Egl Rk/Highld Pk CoS	DOWNING, WILLIAM A	Arroyo Seco Mus/S Mag	Parents	Tier-4	Greater Than 75%	314	270	86%	2025-02-21
E	4507	Bell/Cudhy/Maywd CoS	FRANCO, SERGIO L	Heliotrope Ave El	Parents	Tier-4	Greater Than 75%	347	322	93%	2025-02-21
E	5425	LncIn Hts/El Srno CoS	AVALOS, PEDRO	Multnomah St El	Parents	Tier-4	Greater Than 75%	245	225	92%	2025-02-21
E	7777	East Los Angeles CoS	MONTES, CARLOS A	Torres HS SJLA Mag	Parents	Tier-3	Between 50 and 75%	102	67	66%	2025-02-21
E	9510	Downtown CoS	UCHE, OBIOMA I	Castelar St EEC	Parents	Tier-3	Between 50 and 75%	73	47	64%	2025-02-21
E	9515	East Los Angeles CoS	AMEZQUITA, RANAE J	Eastman Ave EEC	Parents	Tier-3	Between 50 and 75%	38	27	71%	2025-02-21
E	2589	South Gate CoS	NUNEZ, JESUS	Bryson Ave El	Parents	Tier-2	Between 25 and 50%	539	268	50%	2025-02-21
E	3247	Downtown CoS	ESCOBEDO, ANA M	Plasencia El	Parents	Tier-2	Between 25 and 50%	344	128	37%	2025-02-21
E	4534	LncIn Hts/El Srno CoS	ESCOBEDO, ANA M	Hillside El	Parents	Tier-2	Between 25 and 50%	79	22	28%	2025-02-21
E	1953	East Los Angeles CoS	MONTES, CARLOS A	Perez Sp Ed Ctr	Parents	Tier-1	Less Than 25%	227	15	7%	2025-02-21
E	2308	Hstrc Cntrl Ave CoS	SASSO, VERONICA V	Ride El Smart Acad	Parents	Tier-1	Less Than 25%	271	22	8%	2025-02-21
E	2372	Bell/Cudhy/Maywd CoS	FRANCO, SERGIO L	Ochoa LC	Parents	Tier-1	Less Than 25%	776	90	12%	2025-02-21
E	2375	Bell/Cudhy/Maywd CoS	FRANCO, SERGIO L	Hughes El	Parents	Tier-1	Less Than 25%	400	0	0%	2025-02-21
E	2378	Bell/Cudhy/Maywd CoS	FRANCO, SERGIO L	Nueva Vista El	Parents	Tier-1	Less Than 25%	486	0	0%	2025-02-21
E	2381	Bell/Cudhy/Maywd CoS	FRANCO, SERGIO L	Maywood El	Parents	Tier-1	Less Than 25%	327	2	1%	2025-02-21
F	2383	MacArthur Park CoS	DAVTS. ITSA	Esperanza El	Parents	Tier-1	Less Than 25%	479	0	0%	2025-02-21

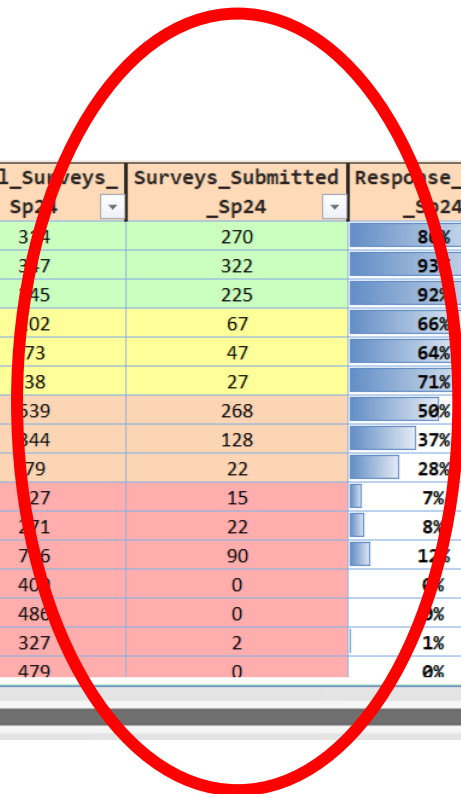
< > **Students** **Staff** **Parents** +

Navigating the Preliminary Response Rate Tool

Total surveys submitted (*response rate numerator*)

The “Surveys_Submitted” column represents the total number of surveys submitted so far for the group selected. This number serves as the numerator for rate calculations.

Region	PLOC	CoS	Regional_Director	School	Category	Response_Tier_Nr	Response_Tier	Total_Surveys_Sp24	Surveys_Submitted_Sp24	Response_Rate_Sp24	Date_of_Extraction
E	4322	Egl Rk/Highld Pk CoS	DOWNING, WILLIAM A	Arroyo Seco Mus/S Mag	Parents	Tier-4	Greater Than 75%	374	270	80%	2025-02-21
E	4507	Bell/Cudhy/Maywd CoS	FRANCO, SERGIO L	Heliotrope Ave El	Parents	Tier-4	Greater Than 75%	377	322	93%	2025-02-21
E	5425	LncLn Hts/El Srno CoS	AVALOS, PEDRO	Multnomah St El	Parents	Tier-4	Greater Than 75%	445	225	92%	2025-02-21
E	7777	East Los Angeles CoS	MONTES, CARLOS A	Torres HS SJLA Mag	Parents	Tier-3	Between 50 and 75%	402	67	66%	2025-02-21
E	9510	Downtown CoS	UCHE, OBIOMA I	Castelar St EEC	Parents	Tier-3	Between 50 and 75%	173	47	64%	2025-02-21
E	9515	East Los Angeles CoS	AMEZQUITA, RANAE J	Eastman Ave EEC	Parents	Tier-3	Between 50 and 75%	138	27	71%	2025-02-21
E	2589	South Gate CoS	NUNEZ, JESUS	Bryson Ave El	Parents	Tier-2	Between 25 and 50%	639	268	50%	2025-02-21
E	3247	Downtown CoS	ESCOBEDO, ANA M	Plasencia El	Parents	Tier-2	Between 25 and 50%	344	128	37%	2025-02-21
E	4534	LncLn Hts/El Srno CoS	ESCOBEDO, ANA M	Hillside El	Parents	Tier-2	Between 25 and 50%	179	22	28%	2025-02-21
E	1953	East Los Angeles CoS	MONTES, CARLOS A	Perez Sp Ed Ctr	Parents	Tier-1	Less Than 25%	127	15	7%	2025-02-21
E	2308	Hstrc Cntrl Ave CoS	SASSO, VERONICA V	Ride El Smart Acad	Parents	Tier-1	Less Than 25%	271	22	8%	2025-02-21
E	2372	Bell/Cudhy/Maywd CoS	FRANCO, SERGIO L	Ochoa LC	Parents	Tier-1	Less Than 25%	716	90	12%	2025-02-21
E	2375	Bell/Cudhy/Maywd CoS	FRANCO, SERGIO L	Hughes El	Parents	Tier-1	Less Than 25%	401	0	0%	2025-02-21
E	2378	Bell/Cudhy/Maywd CoS	FRANCO, SERGIO L	Nueva Vista El	Parents	Tier-1	Less Than 25%	486	0	0%	2025-02-21
E	2381	Bell/Cudhy/Maywd CoS	FRANCO, SERGIO L	Maywood El	Parents	Tier-1	Less Than 25%	327	2	1%	2025-02-21
F	2383	MacArthur Park CoS	DAVTS. ITSA	Esperanza El	Parents	Tier-1	Less Than 25%	479	0	0%	2025-02-21



Navigating the Preliminary Response Rate Tool

Response Rate *(percent of surveys submitted)*

The "Response_Rate" column represents the percent of surveys submitted so far for the group selected. This percent is created by dividing "Surveys_Submitted" by "Total_Surveys."

Region	PLOC	CoS	Regional_Director	School	Category	Response_Tier_Nr	Response_Tier	Total_Surveys_Sp24	Surveys_Submitted_Sp24	Response_Rate_Sp24	Date_of_Extraction
E	4322	Egl Rk/Highld Pk CoS	DOWNING, WILLIAM A	Arroyo Seco Mus/S Mag	Parents	Tier-4	Greater Than 75%	314	270	86%	2025-02-21
E	4507	Bell/Cudhy/Maywd CoS	FRANCO, SERGIO L	Heliotrope Ave El	Parents	Tier-4	Greater Than 75%	347	322	93%	2025-02-21
E	5425	LncIn Hts/El Srno CoS	AVALOS, PEDRO	Multnomah St El	Parents	Tier-4	Greater Than 75%	245	225	92%	2025-02-21
E	7777	East Los Angeles CoS	MONTES, CARLOS A	Torres HS SJLA Mag	Parents	Tier-3	Between 50 and 75%	102	67	66%	2025-02-21
E	9510	Downtown CoS	UCHE, OBIOMA I	Castelar St EEC	Parents	Tier-3	Between 50 and 75%	73	47	64%	2025-02-21
E	9515	East Los Angeles CoS	AMEZQUITA, RANAE J	Eastman Ave EEC	Parents	Tier-3	Between 50 and 75%	38	27	71%	2025-02-21
E	2589	South Gate CoS	NUNEZ, JESUS	Bryson Ave El	Parents	Tier-2	Between 25 and 50%	539	268	50%	2025-02-21
E	3247	Downtown CoS	ESCOBEDO, ANA M	Plasencia El	Parents	Tier-2	Between 25 and 50%	344	128	37%	2025-02-21
E	4534	LncIn Hts/El Srno CoS	ESCOBEDO, ANA M	Hillside El	Parents	Tier-2	Between 25 and 50%	79	22	28%	2025-02-21
E	1953	East Los Angeles CoS	MONTES, CARLOS A	Perez Sp Ed Ctr	Parents	Tier-1	Less Than 25%	227	15	7%	2025-02-21
E	2308	Hstrc Cntrl Ave CoS	SASSO, VERONICA V	Ride El Smart Acad	Parents	Tier-1	Less Than 25%	271	2	8%	2025-02-21
E	2372	Bell/Cudhy/Maywd CoS	FRANCO, SERGIO L	Ochoa LC	Parents	Tier-1	Less Than 25%	776	90	12%	2025-02-21
E	2375	Bell/Cudhy/Maywd CoS	FRANCO, SERGIO L	Hughes El	Parents	Tier-1	Less Than 25%	400	0	0%	2025-02-21
E	2378	Bell/Cudhy/Maywd CoS	FRANCO, SERGIO L	Nueva Vista El	Parents	Tier-1	Less Than 25%	486	0	0%	2025-02-21
E	2381	Bell/Cudhy/Maywd CoS	FRANCO, SERGIO L	Maywood El	Parents	Tier-1	Less Than 25%	327	2	1%	2025-02-21
F	2383	MacArthur Park CoS	DAVTS. ITSA	Esperanza Fl	Parents	Tier-1	Less Than 25%	479	0	0%	2025-02-21

< > **Students** **Staff** **Parents** +

SES Contact Information for Support



If you have any questions, please contact the
School Experience Survey Team:

Phone: 213-241-5600

Email: SchoolExperienceSurvey@lausd.net

Office of Data and Accountability (ODA)



oda.lausd.org/



333 S. Beaudry Ave., 16th Floor
Los Angeles, CA 90017



@LAUSD_ODA



ODA@lausd.net



LAUSD_ODA



(213) 241-2460

