

PAC CHAIRPERSON'S REPORT #6

DIANA GUILLEN

"The mind that opens to a new idea never returns to its original size."
– *Albert Einstein*

Dear PAC Members

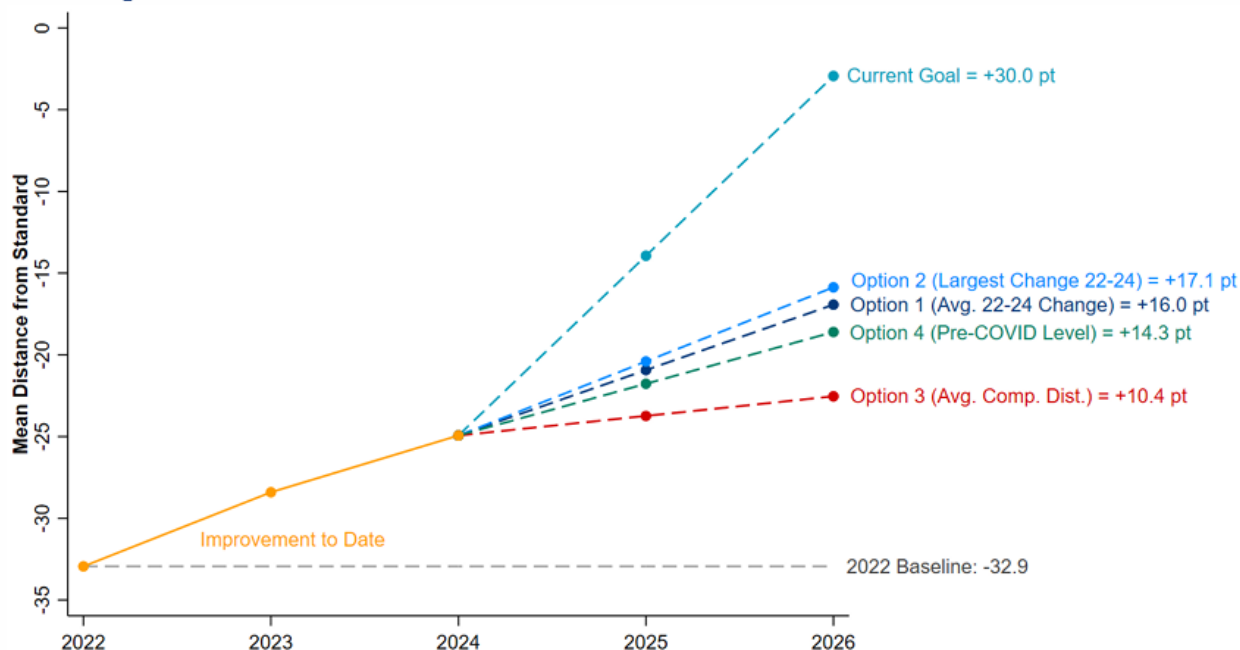
I would like to thank you for your support of the PAC board and supporting the proposals that become the committee's! It has been a fruitful school year in terms of the committee's proposals, and I know that more will come. The bad news is that we have a parent engagement director who is willing to ignore any proposals.

Moving on to other matters that I think are important, I would like to show some slices of the report that was presented to the Board of Education on April 2nd, which shows some data in a more or less understandable way, which are the following, and I will give you a brief explanation.

2022-26 Strategic Plan District Goals

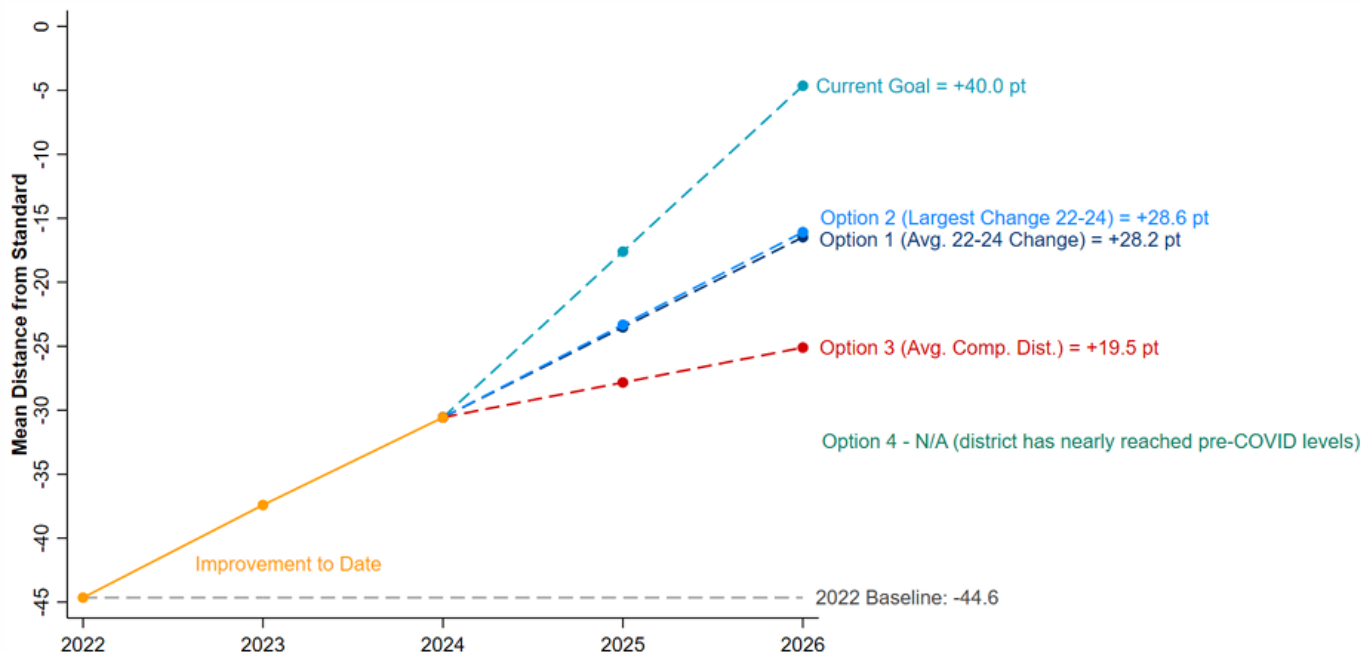
Literacy	+30pts	In order to build a strong foundation for literacy, move third-grade students, on average, 30 points closer to proficiency on Smarter Balanced Assessment English Language Arts/Literacy from 2022 to 2026.
Numeracy	+40pts	In order to improve Algebra I pass rates, move students, on average, 40 points closer to proficiency on Smarter Balanced Assessment Mathematics from 2022 to 2026 in Grades 3-5 and 6-8.
Postsecondary	70%	The percentage of students in a graduating 9 th -12 th grade cohort demonstrating college and career readiness with a "C" or better on University of California/California State University A-G approved courses will increase to 70% by June 2026.
Social-Emotional/Wellness	50%	By 2026, 50% of teachers of grades 2, 5/6, 8, 10 and 12 will support students in the creation and uploading of artifacts using the SEL portfolio.
	40%	By 2026, a minimum of 40% of students using a portfolio will attain a "Meets Proficiency" as measured by a district wide rubric score average in the Social Emotional Learning competencies.

Literacy: 3rd Grade ELA SBA Scores



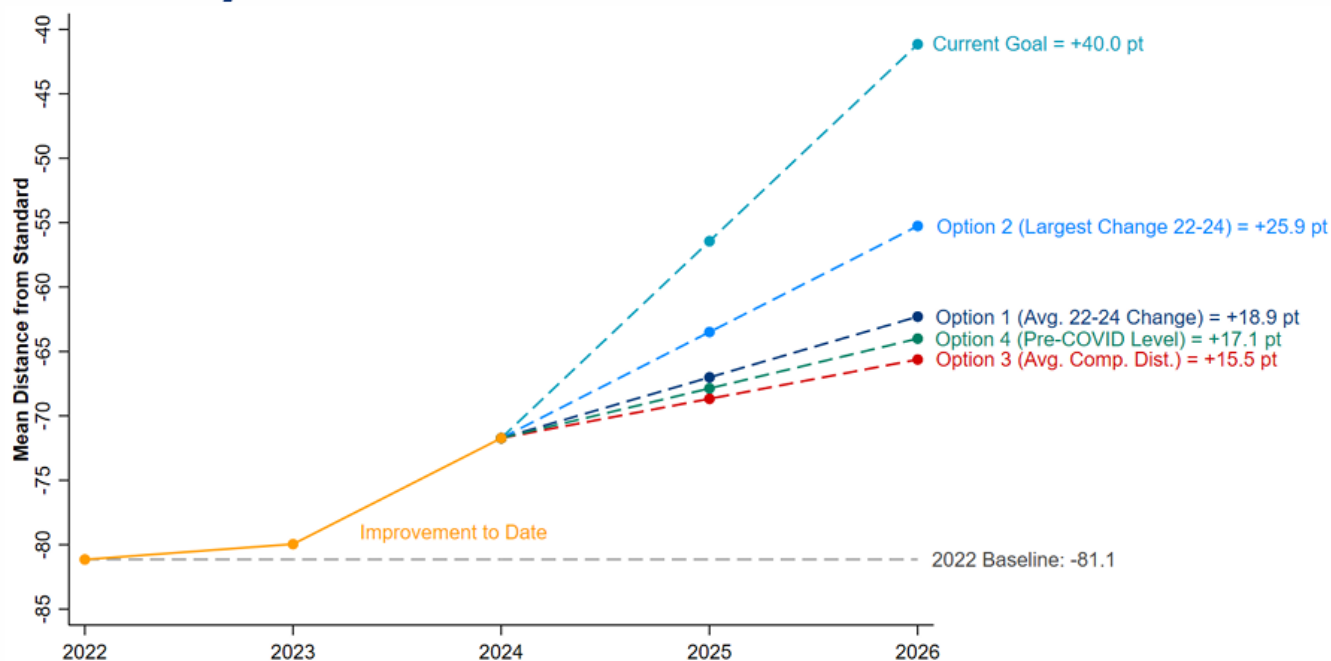
Source: LAERI's tabulations of L.A. Unified student-level administrative data and public-use CDE data. This graph includes all L.A. Unified schools that enrolled 3rd graders in 2022, 2023, or 2024. The comparison data include all non-charter schools in the 46 comparison districts that enrolled 3rd graders in 2022, 2023, or 2024.

Numeracy: 3rd–5th Grade Math SBA Scores



Source: LAERI's tabulations of L.A. Unified student-level administrative data and public-use CDE data. This graph includes all L.A. Unified schools that enrolled 3rd, 4th, or 5th graders in 2022, 2023, or 2024. The comparison data include all non-charter schools in the comparison districts that enrolled 3rd, 4th, or 5th graders in 2022, 2023, or 2024.

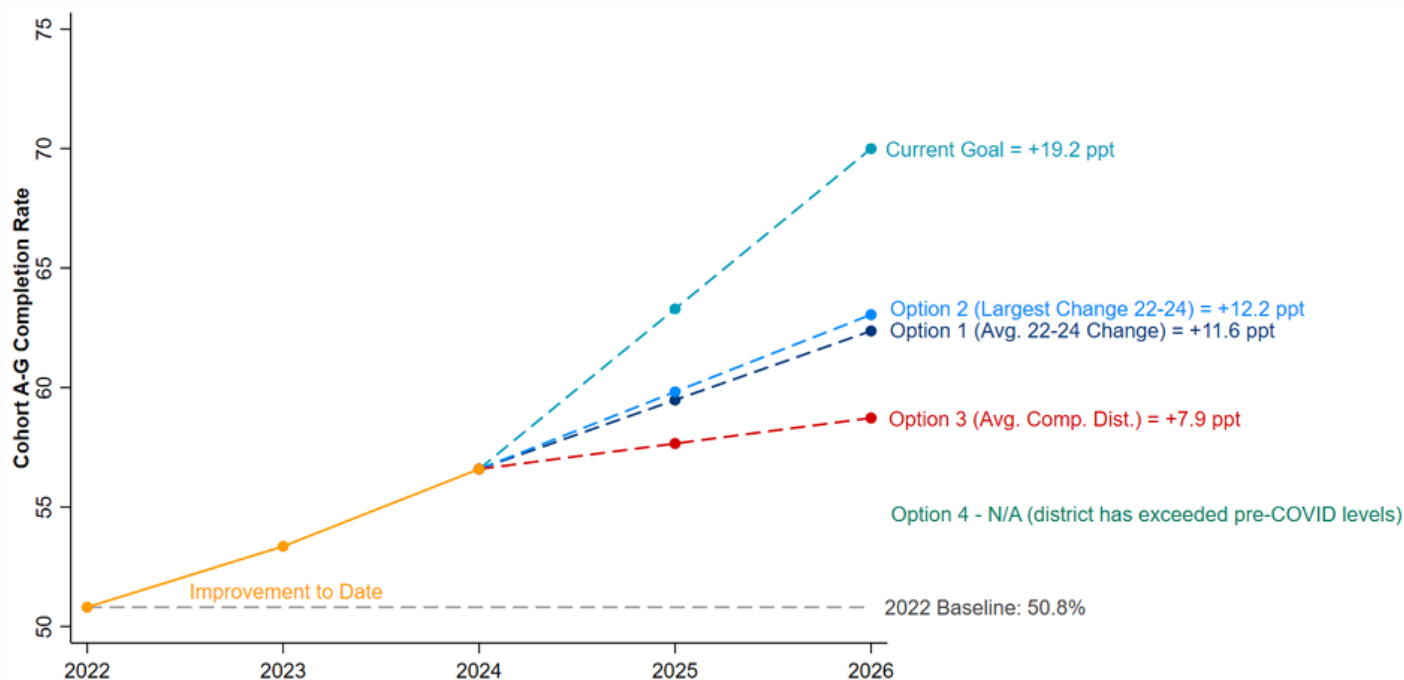
Numeracy: 6th–8th Grade Math SBA Scores



Source: LAERI's tabulations of L.A. Unified student-level administrative data and public-use CDE data. This graph includes all L.A. Unified schools that enrolled 6th, 7th, or 8th graders in 2022, 2023, or 2024. The comparison data include all non-charter schools in the comparison districts that enrolled 6th, 7th, or 8th graders in 2022, 2023, or 2024.

48

Postsecondary: A–G Completion



Source: LAERI's tabulations of L.A. Unified student-level administrative data and public-use CDE data. This graph includes all L.A. Unified schools with graduates in 2022, 2023, or 2024. The comparison data include all non-charter schools in the comparison districts with graduates in 2022, 2023, or 2024.

49

District Progress 2022–2024

- The District has made progress on all District goals and for most target student groups
 - 6-percentage-point increase in A–G completion
 - 8-point increase in 3rd grade ELA DFS
 - 14- and 9-point increases in 3rd–5th and 6th–8th grade math DFS, respectively
- However, not all schools are making progress
 - 17%–41% of schools did not improve on the District goal metrics 2022–2024
- Meeting the District goals would require a dramatic increase in improvement during the remainder of this school year, and during the 2025–2026 school year

41

Our duty as the PAC committee is to know how to analyze the data. How? The presenters should offer us understandable training and education, something that has not been achieved so far due to a lack of political will, but this office of parent engagement aims to confuse, divide and censor us. I hope that this data will support you so that we can better understand where our students are academically, assess or understand that the work that is being done takes big investments from our taxes, but very little academic improvement, and students are being affected because their parents do not know how the education system works, they do not know their rights, they ignore the importance of linking results and school plans with the budget and, even worse, they have told parents that their role is to come to these meetings to say that we are here for the children. But it is not the parents' fault, rather it is the fault of a corrupt system where the unions' power even goes over the heads of their own members. PAC was designing for accountability! That means that the rights of the students and parent must be respected unconditionally. “Like the right to a quality education” When parents understand that and get organized, we will be creating opportunities for a better future for all and it won’t become the privilege of some.

Thank you very much
At your service

Diana Guillen
PAC Chairperson
LAUSD 2024-2025