



**Parent Advisory Committee**  
***Local Control Funding Formula and***  
***the Local Control and Accountability Plan***

# School Funding in the Past and Key Dates

## Old System of Finance:

- *Did not take into account student demographics*
- *Largely state controlled*
- *Lacked appropriate accountability measure*

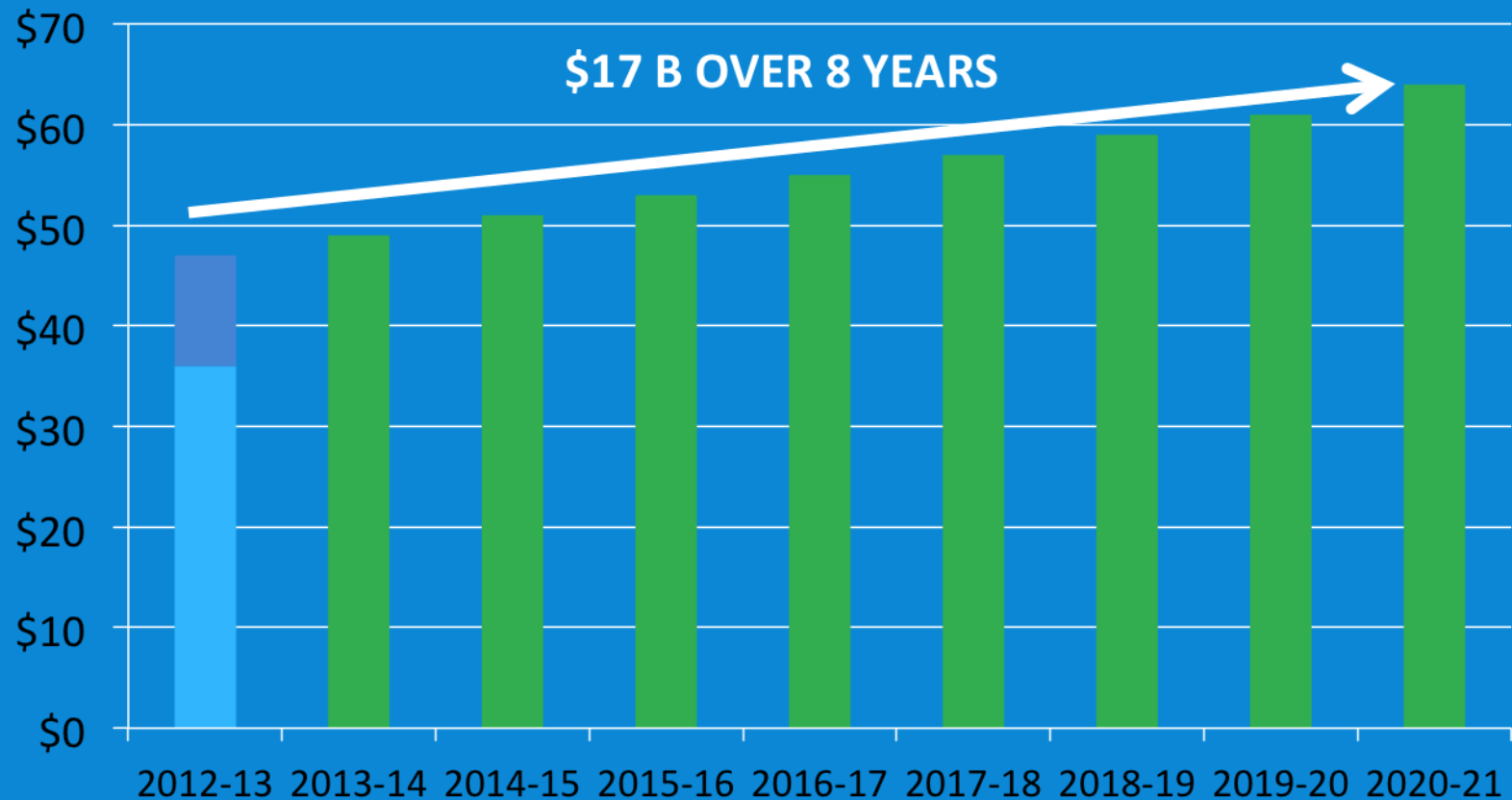
## Key Dates for Change:

*Jan. 2012: Governor Brown proposes revamp of education funding in California through a Weighted Student Formula*

*Nov. 2012: Proposition 30 provides opportunity to bring more resources to students*

*July 2013: Governor Brown signs into law the LCFF*

# State Committed to 2007-08 Funding



100% Graduation

Proficiency for All

100% Attendance

Parent & Community  
Engagement

School Safety

# Eliminating Categorical Funding

**Figure 5**

## **Treatment of Categorical Programs Under LCFF**

### **Retained Programs**

Adults in Correctional Facilities	Foster Youth Services
After School Education and Safety	Mandates Block Grant
Agricultural Vocational Education	Partnership Academies
American Indian Education Centers and Early Childhood Education Program	Quality Education Improvement Act
Assessments	Special Education
Child Nutrition	Specialized Secondary Programs
	State Preschool

### **Eliminated Programs**

Advanced Placement Fee Waiver	Instructional Materials Block Grant
California High School Exit Exam Tutoring	International Baccalaureate Diploma Program
California School Age Families	National Board Certification Incentives
Categorical Programs for New Schools	Oral Health Assessments
Certificated Staff Mentoring	Physical Education Block Grant
Charter School Block Grant	Principal Training
Civic Education	Professional Development Block Grant
Community-Based English Tutoring	Professional Development for Math and English
Community Day School (extra hours)	School and Library Improvement Block Grant
Deferred Maintenance	School Safety
Economic Impact Aid	School Safety Competitive Grant
Educational Technology	Staff Development
Gifted and Talented Education	Summer School Programs
Grade 7-12 Counseling	Teacher Credentialing Block Grant
	Teacher Dismissal

# What's Different in Funding Today?

## Brief Discussion



100% Graduation

Proficiency for All

100% Attendance

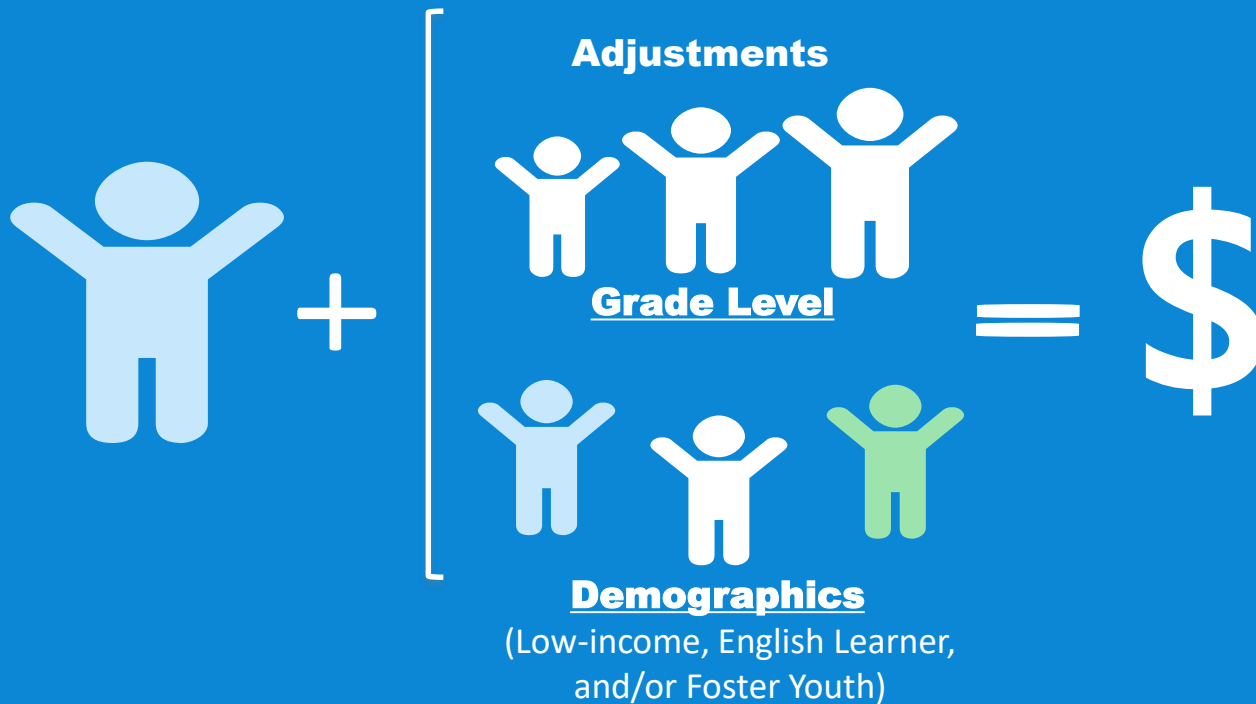
Parent & Community  
Engagement

School Safety

# Understanding the LCFF

*A Plan for how we prioritize State funds....*

## Local Control Funding Formula



100% Graduation

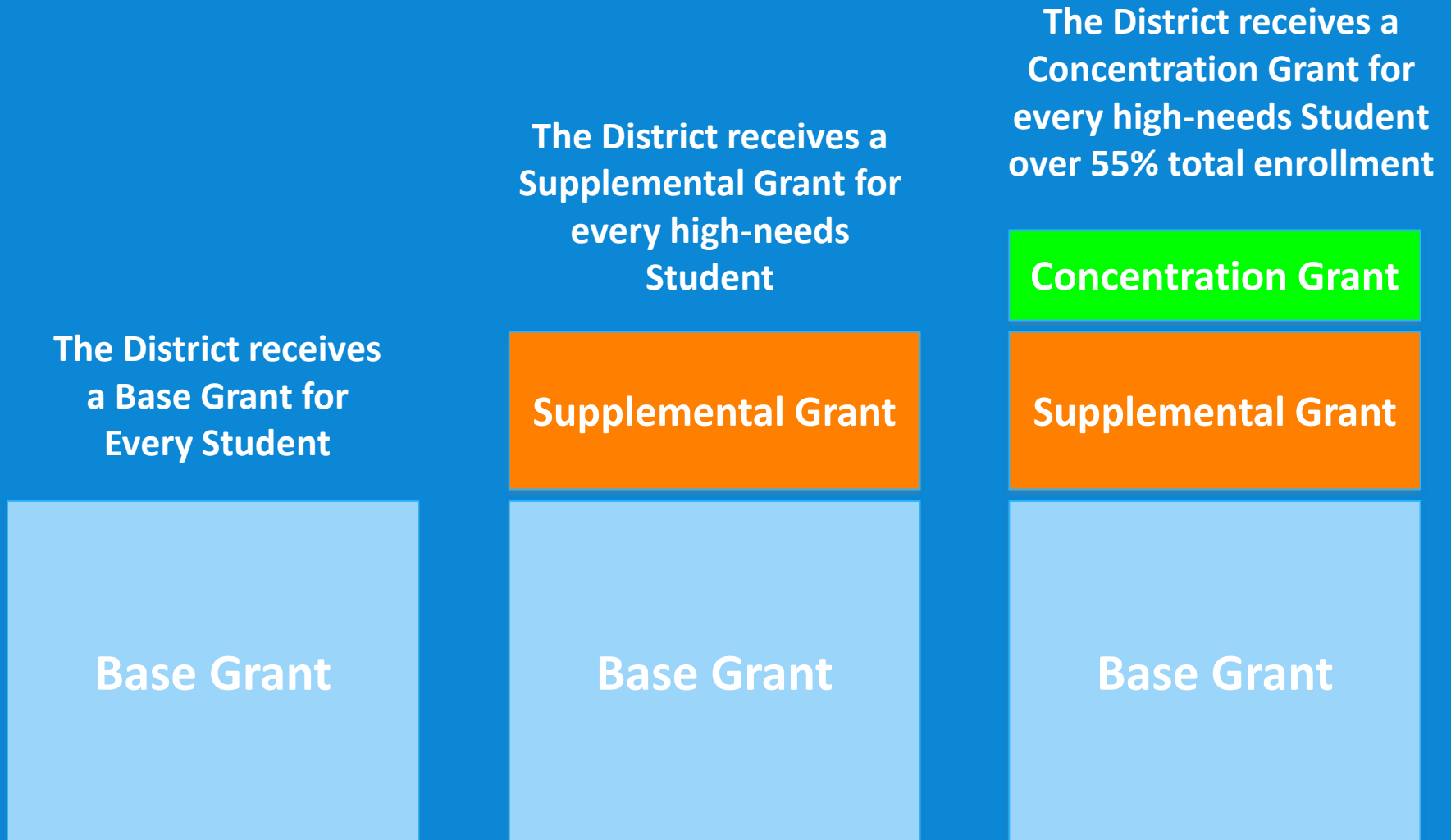
Proficiency for All

100% Attendance

Parent & Community  
Engagement

School Safety

# Understanding the LCFF



100% Graduation

Proficiency for All

100% Attendance

Parent & Community  
Engagement

School Safety

# What is the LCAP?

The Local Control and Accountability Plan (LCAP) is the plan that describes how a District will utilize its state funds and support the high-needs students under LCFF.

## The LCAP:

- Is a District-wide plan
- Encourages telling a story of support, impact and improvements for students
- Emphasizes good planning, communication and engagement

## An LCAP must include:

- Stakeholder Engagement
- Goals and Progress Indicators
- Actions, Services and Expenditures

100% Graduation

Proficiency for All

100% Attendance

Parent & Community  
Engagement

School Safety



# State Priorities

## School Climate

Highlighting school climate and connectedness

- suspension rates
- expulsion rates

## Student Achievement

- Test Scores
- English Learner Reclassification
- AP Classes and Scores

## Parental Involvement

- Efforts to Seek Parent Input
- Parent participation in district and school activities

## Course Access

Ensuring all students have access to classes that prepare them for college and careers

## Implementation of State Standards

- Common Core State Standards in English language arts and math
- History/Social Science
- Visual and Performing Arts

## Basic Services

- Safe Facilities
- Teacher Assignment
- Updated textbooks

## Other Student Outcomes

- PSAT scores
- P.E. enrollment

## Student Engagement

- Attendance
- Truancy

100% Graduation

Proficiency for All

100% Attendance

Parent & Community  
Engagement

School Safety

# District Goals Align to State Priorities

## LAUSD LCAP Goals

**100% Graduation**

**Proficiency for All**

**100% Attendance**

**Parent, Community and Student  
Engagement**

**Ensure School Safety**

## State Priorities

**Course Access**

**Student Outcomes**

**State Standards**

**Achievement**

**Student Engagement**

**Parental Involvement**

**Basic Services**

**School Climate**

**100% Graduation**

**Proficiency for All**

**100% Attendance**

**Parent & Community  
Engagement**

**School Safety**

# Parent Advisory Requirement

State law requires the District to establish and engage two parent advisory committees

- *District-wide Parent Advisory Committee (PAC)*
- *District English Learner Advisory Committee (ELPAC/DELAC)*
  - Statute allows a District to utilize its existing DELAC to meet this requirement

---

## ESTABLISH:



52063. (a) (1) The governing board of a school district shall **establish** a parent advisory committee to provide advice to the governing board of the school district and the superintendent...

52063. (b) (1) The governing board of a school district shall **establish** an English learner parent advisory committee...

*Both committees were established and acknowledged in 2014 to fulfill this requirement*

100% Graduation

Proficiency for All

100% Attendance

Parent & Community  
Engagement

School Safety

# Input and Comment Development

*The DELAC and PAC members have developed comments to be submitted to the governing board and superintendent on the Local Control and Accountability Plan (LCAP) for the District's consideration.*

Parents review LCAP Progress



Parents generate comments



Parents prioritize comments for submission

52062. (a) (1) The superintendent of the school district shall present the local control and accountability plan...to the parent advisory committee established pursuant to Section 52063 *for review and comment.*

52062. (a) (2) The superintendent of the school district shall present the local control and accountability plan...to the English learner parent advisory committee established pursuant to Section 52063, if applicable, *for review and comment.*



100% Graduation

Proficiency for All

100% Attendance

Parent & Community  
Engagement

School Safety

# L.A. Unified: Our Vision



100% Graduation

Proficiency for All

100% Attendance

Parent & Community  
Engagement

School Safety

# Accelerating Student Success



## 100% Graduation

### *Promising Investments*

- *A-G intervention program*
- *College and Career Coaches*
- *Options programs*

### *Measuring Success*

*District achieved its highest graduation rate estimated at 80%*

### *Vision for Students*

*100% Graduation with all students graduating college and career ready*

## Proficiency for All

### *Promising Investments*

- *Expanded Transitional Kindergarten*
- *Access to Instructional Technology*
- *Integrated Arts Programming*

### *Measuring Success*

*District achieved its highest 2<sup>nd</sup> grade literacy benchmark of 70%*

### *Vision for Students*

*Students will demonstrate competency in English Language Arts and Mathematics*

100% Graduation

Proficiency for All

100% Attendance

Parent & Community  
Engagement

School Safety

# Accelerating Student Success



## 100% Attendance

### ***Promising Investments***

- *Foster Youth Achievement Program*
- *Nursing Supports*
- *Pupil Services Personnel*

### ***Measuring Success***

*Chronic Absenteesim for Foster Youth decreased by 4%*

### ***Vision for Students***

*Eliminate chronic absenteeism and increase attendance in all schools*

## School Safety

### ***Promising Investments***

- *Restorative Justice Program*
- *Mental Health Supports*
- *Campus Aides in Schools*

### ***Measuring Success***

*The number of days lost to Suspensions reached an all time low at 5160 days*

### ***Vision for Students***

*Ensure students attend schools that are welcoming and safe for all*

100% Graduation

Proficiency for All

100% Attendance

Parent & Community  
Engagement

School Safety

# Accelerating Student Success



## Parent & Community Engagement

### *Promising Investments*

*\*School-based Parent Engagement*

*\*Expanding Parent Centers*

*\*Additional Training  
for Parents and  
Community Members*

### *Measuring Success*

*Greater participation by parents on  
providing feedback on District initiatives*

*Schools offering more parent  
workshops on District initiatives*

### *Vision for Students*

*Ensure students attend schools  
that are welcoming and safe for all*

100% Graduation

Proficiency for All

100% Attendance

Parent & Community  
Engagement

School Safety



# Major Investments

✓ A – G interventions

✓ Arts Programs

✓ English Learner Coaches

✓ Counseling and  
Human Services

✓ Elective Courses

✓ Early Education

✓ Increased Support  
of Foster Youth

✓ Technology Support

✓ Increased Restorative  
Justice programs

✓ School Funds to support Targeted Youth (TSP funds)

100% Graduation

Proficiency for All

100% Attendance

Parent & Community  
Engagement

School Safety

# Investment Alignments

LCAP Focus Areas
A-G and AP Access and Completion
Linked Learning
High School Graduation
Academic Support
A- G Intervention and Recovery
Mental health, social, and Emotional support
Student Recovery for Drop Out Prevention
Parent & Community Engagement
School Climate Initiatives
Restorative Justice

LAUSD LCAP Goals
100% Graduation
Proficiency for All
100% Attendance
Parent, Community and Student Engagement
Ensure School Safety

State Priorities
Course Access
Student Outcomes
State Standards
Achievement
Student Engagement
Parental Involvement
Basic Services
School Climate

100% Graduation

Proficiency for All

100% Attendance

Parent & Community  
Engagement

School Safety

# How Might We Measure Impact?

## Brief Discussion



100% Graduation


Proficiency for All


100% Attendance

Parent & Community  
Engagement

School Safety

# LCAP ScoreCard

 Believe. Achieve. L.A. Unified. <b>LCAP SCORECARD</b> SEPTEMBER 2017					
100% GRADUATION	Historical	Actual	Annual Targets		
	2015-16	2016-17	2017-18	2018-19	2019-20
Four-Year Cohort Graduation Rate	77%	80*	81%	83%	85%
Cohort Dropout Rate	High School	13.7%	N/A*	6%	5%
	Alhambra	TBD	.16%	.1%	.05%
Percentage of High School Students On-track for A-C with a C	45%	43%	50%	52%	54%
Percentage of Students who Exceeded College Readiness Standards in Math as Measured by the 11th Grade Entry Assessment Program (EAP)	TBAC				
	19%	21%	23%	25%	27%
Percentage of Students who Exceeded College Readiness Standards in Math as Measured by the 11th Grade Entry Assessment Program (EAP)	TBAC				
	7%	7%	11%	13%	15%
Percentage of AP Exam Takers with a Qualifying Score of 3 or Higher	38%	40%	42%	44%	46%
Percentage of Students with an Annual Individual Graduation Plan meeting	High School	59%	99%	100%	100%
	Alhambra	50%	99%	100%	100%
Percentage of 12th Grade Students who Have Completed Free Application for Federal Student Aid (FAFSA)	TBD	N/A*	72%	76%	80%
PROFICIENCY FOR ALL	Historical	Actual	Annual Targets		
	2015-16	2016-17	2017-18	2018-19	2019-20
Percentage of Students who met or Exceeded Standards in 5th-8th 11th Grade ELA	TBAC				
	39%	40%	46%	49%	52%
Percentage of Students who met or Exceeded Standards in 5th-8th 11th Grade Math	TBAC				
	29%	30%	36%	39%	42%
Percentage of 2nd Grade Students Meeting Entry Benchmarks	66%	70%	79%	81%	83%
Percentage of English Learners who Exceeded or Met English Proficiency (ELP)	11.6%	17%	22%	24%	24%
Percentage of English Learners who Have Not Redesignated in 3 Years (LH)	23%	26%	17%	15%	13%
Percentage of English Learners Making Annual Progress on the ELI	54%	56%	57%	59%	61%
Percentage of Students with Disabilities who Are in the General Education Program at least 80% of the School Day	65%	66%	69%	71%	73%
Percentage of Students with Disabilities who Attended Applicable Schools	3.4%	3.7%	3.2%	3.1%	3.0%

 Believe. Achieve. L.A. Unified. <b>LCAP SCORECARD</b> SEPTEMBER 2017					
100% ATTENDANCE	Historical	Actual	Annual Targets		
	2015-16	2016-17	2017-18	2018-19	2019-20
Percentage of Students Attending 172-180 Days Each School Year (76% or Higher)	69%	68%	75%	77%	79%
Percentage of Students with Chronic Absence (Missing 16 Days or 9% or Lower)	14%	15%	9%	7%	5%
Percentage of All Staff Attending 76% or Above	staff				
	74%	76%	78%	80%	82%
PARENT, COMMUNITY AND STUDENT ENGAGEMENT	Historical	Actual	Annual Targets		
	2015-16	2016-17	2017-18	2018-19	2019-20
Percentage of Students who Responded to their School Questionnaire or School Home Visit Survey	83%	67%	87%	89%	91%
Parent/Community Participation on School Improvement Survey	53%	58%	62%	64%	66%
Percentage of Schools Meeting Parents on Academic Initiatives by Providing a Minimum of four Workshops Annually	86%	92%	94%	98%	100%
Percentage of Parents who Share why school provides resources to help me support my child's education	89%* Not Comparable	84%	93%	95%	97%
SCHOOL SAFETY	Historical	Actual	Annual Targets		
	2015-16	2016-17	2017-18	2018-19	2019-20
Single Student Suspension Rate	0.6%	0.5%	0.35%	0.3%	0.25%
Instructional Days lost to Suspension	6,574	5,160	5,667	5,036	4,331
Expulsion Rate	0.01%	0.02%	0.01%	0.01%	0.01%
Percentage of Schools Meeting Initiative and the Handling of Student Behavior by Promoting Positive Solutions through the Reform of Student Discipline Policies (Initiated by Implementation of the Discipline Foundation Policy)	76%	77%	88%	92%	96%
Percentage of Students who feel Safe at School	72%	85%	80%	84%	88%
BASIC SERVICES	Historical	Actual	Annual Targets		
	2015-16	2016-17	2017-18	2018-19	2019-20
Percentage of Teachers who are Appropriately Credentialed for the Students they are Assigned to Teach	99%	99%	100%	100%	100%
Percentage of Entry-Level Education Clerical and Non-12 Classroom Teachers who have a final Educator Development and Support (EDS) performance evaluation by the end of the school year	27%	27%	25%	25%	25%
Percentage of Schools Meeting Students with Standards-Based Individualized Education Plans (IEPs) Performance	100%	100%	100%	100%	100%
Percentage of Facilities that are in Good Repair	99%	99%	100%	100%	100%

\*Data was provided by 28,827 Survey Responses. Survey responses were used to calculate the following percentages:  
 \*Data was provided by 28,827 Survey Responses. Survey responses were used to calculate the following percentages:  
 \*Data was provided by 28,827 Survey Responses. Survey responses were used to calculate the following percentages:

100% Graduation

Proficiency for All

100% Attendance

Parent & Community  
Engagement

School Safety



## Strengthening Our Focus on Our Neediest Students



**Students  
with  
Disabilities**



**English  
Learner  
Students**



**Access,  
Equity,  
& Acceleration**

**100% Graduation**

**Proficiency for All**


**100% Attendance**

**Parent & Community  
Engagement**

**School Safety**



## EQUITY: Highlighting the needs of Students



### Example: Student Need Factors

# of Homeless Youth

# Student with Disabilities

# of English Learners

# of Low-Income Students

Academic Performance

School Climate Conditions

100% Graduation

Proficiency for All

100% Attendance

Parent & Community  
Engagement

School Safety

# District Timeline



November &  
December 2017

**Engage Our  
District  
Community**

January &  
February 2018

**Assess Feedback  
and Budget  
Considerations**

March thru  
June 2018

**Final Decisions  
on Actions and  
Programs**

## THANK YOU

For More Information Please Visit: [lcap.lausd.net](http://lcap.lausd.net)

