



# Restorative Justice Program

Student Health and Human Services – Restorative Justice

Deborah D. Brandy, Director

April 12, 2018





# Restorative Justice Program

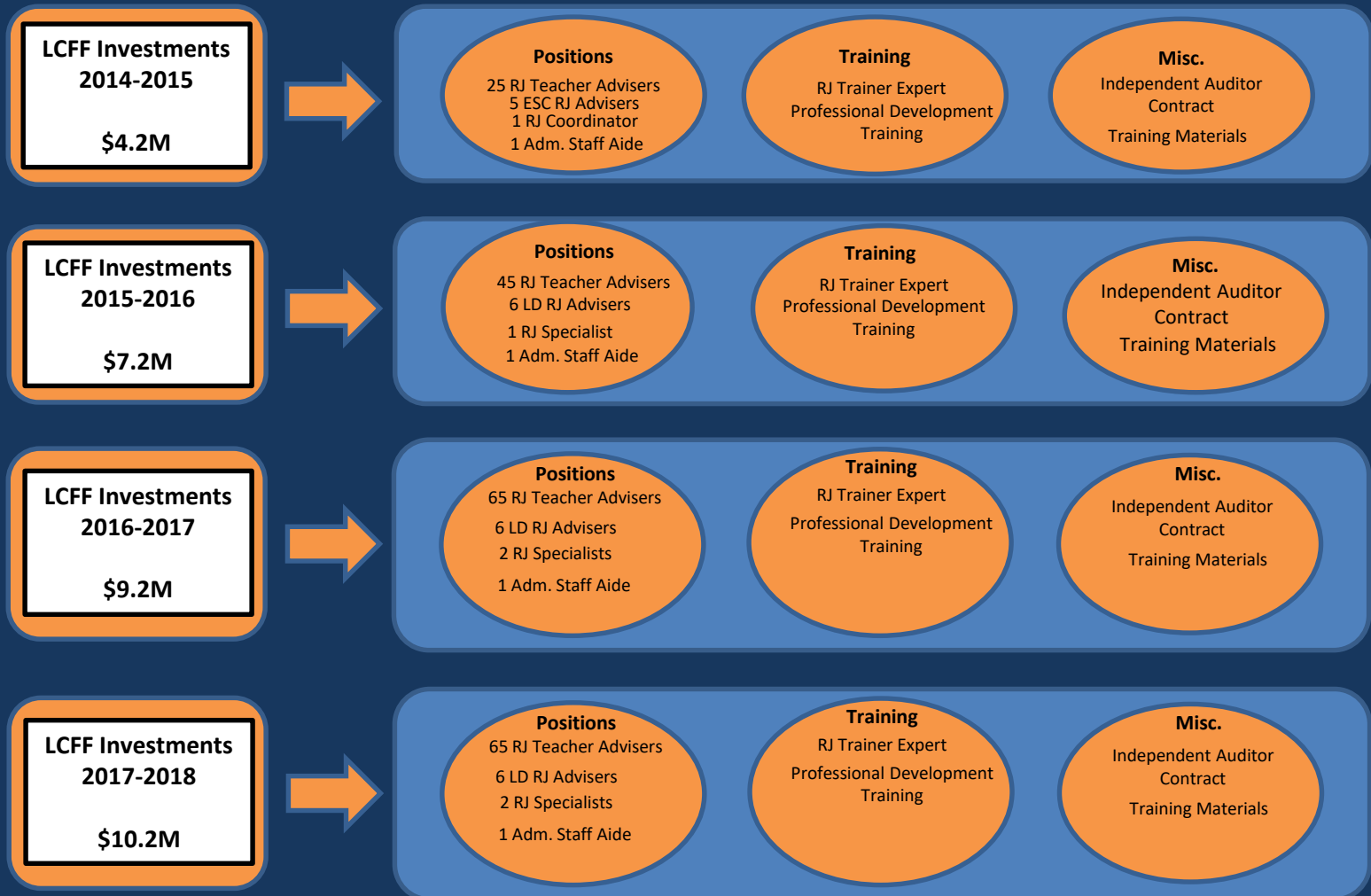
## *Program Focus*

All schools are responsible for adopting, implementing, and maintaining a positive school culture and climate aligned to the with the District's Discipline Foundation Policy: School-Wide Positive Behavior Intervention Support. Restorative Justice is a philosophy and an approach to discipline that moves away from traditional discipline towards restoring a sense of harmony and well-being for all those affected by a hurtful act.

- Tier I focuses on relationships through the practice of community building circles.
- Tier II focuses on repairing harm, accountability, and making things as right as possible.
- Tier III focuses on re-integrating students to the school setting after suspensions or other absences.

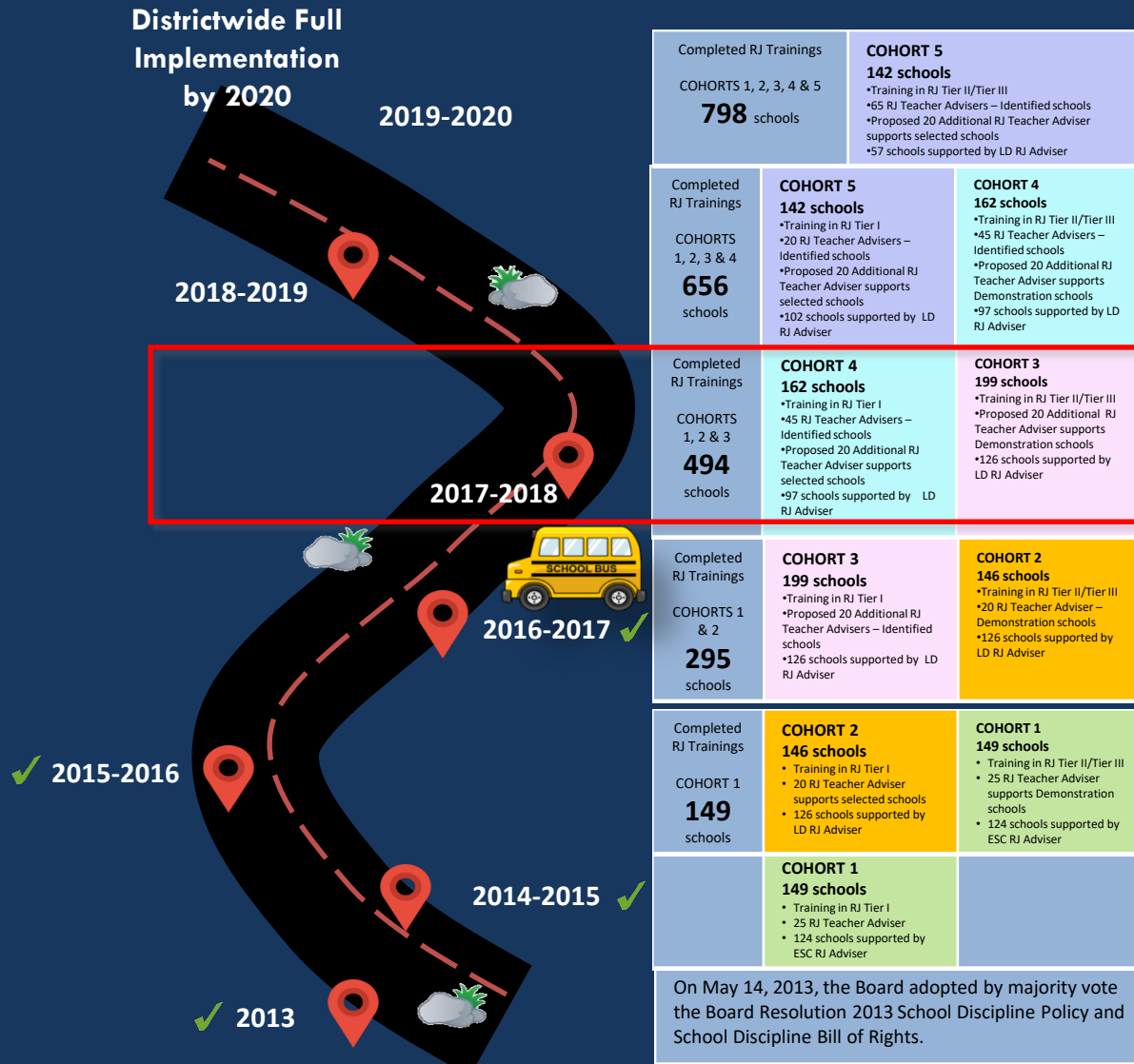


# LCFF Restorative Justice Investment





# Restorative Justice Training Plan





# 2017 – 2018 Targets

*What is Expected of Us?*



**.35%**

Single Student  
Suspension Rate

2016-17: 0.4%



**5,667**

Instructional Days  
Lost to Suspension

2016-17: 6,097



**.01%**

Student Expulsion  
Rate

2016-17: .0.01%



**80%**

Percentage of Students  
who feel Safe at School

2016-17: 76%



**88%**



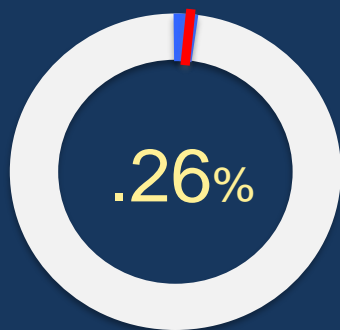
Percentage of Schools Implementing the  
Discipline Foundation Policy

2016-17: 76%



# 2017 – 2018 Outcomes

*What is Our Current Status?*



**Single-Student  
Suspension Rate**

Percentage of students who received one or more suspensions during the school year

Expected Target 2017-18 was  
**0.35%**

ON-TRACK

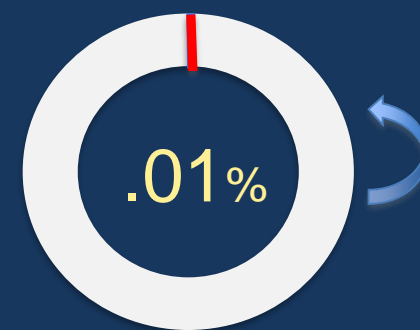


**Instructional Days  
Lost to Suspension**

Number of out-of-school suspension days given to TK-12 students during the school year

Expected Target 2017-18 was **5,667**

ON-TRACK



**Expulsion  
Rate**

Percentage of students Expelled during the school year.

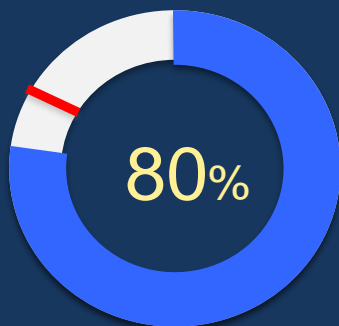
Expected Target for 2017-18 is  
**0.01%**

ON-TRACK



# 2017 – 2018 Outcomes

*What is Our Current Status?*

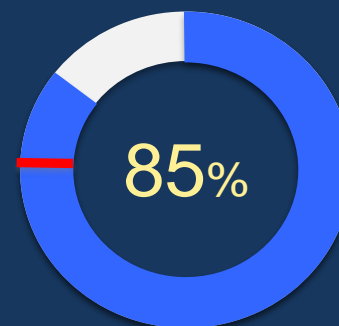


## Discipline Foundation Policy Implementation

Percentage of Schools Ensuring Effective and Fair Handling of Student Behavior as Measured by the DFP

Expected Target 2017-18 is 88%

ON  
TARGET




## Student Perception on School Safety

Percentage of students who feel safe at school as measured by the School Experience Survey

Expected Target 2017-18 is 80%

MONITORING



# 2017-18 Actions

## *Targeted Efforts*

- Comprehensive Restorative Justice training, monitoring and support for all schools
- School-Wide Positive Behavior Intervention and Support Task Force Committee
- Online Discipline Foundation Policy (DFP), Rubric of Implementation (ROI) resources and online discipline data.
- Independent auditor Educational Resource Consultants



Thank you!

Questions and Answers