



The What, Why and How Of Parent Engagement To Support 100% Graduation For All Students

February 2018






DISTRICT OBJECTIVES

1. 100% Graduation
2. Proficiency for All
3. 100% Attendance
4. Parent, Community and Student Engagement
5. School safety
6. Basic Services

*Completion of
A-G Requirements*

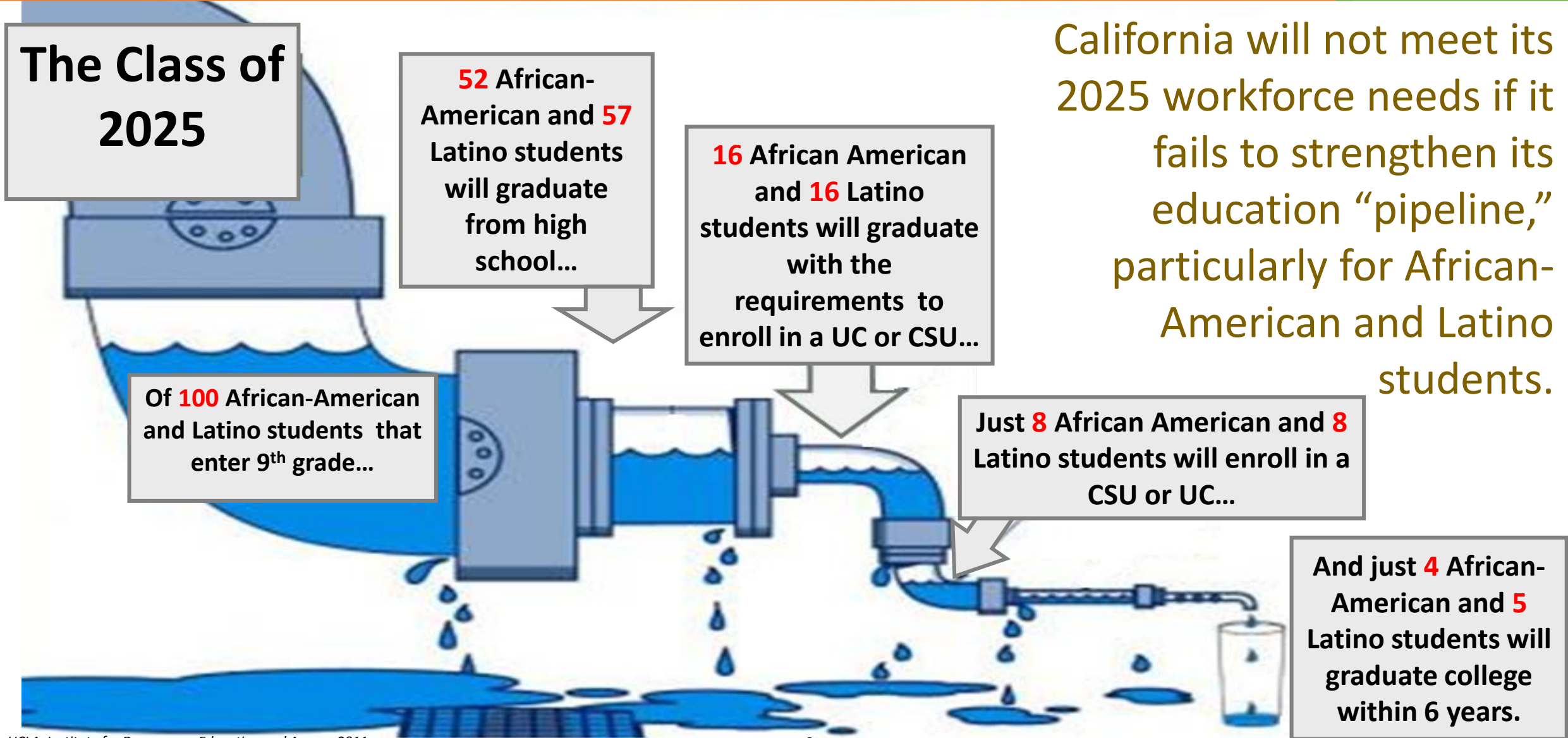
*Proficiency in
A-G Courses*

*The A-G
Catalysts*



**Why is parent engagement
important in elementary,
middle and high school?**

PARTNERSHIP TO STRENGTHEN THE PIPELINE





BUILDING THE COLLEGE PIPELINE




College readiness begins in pre-school with families engaged in the systems of learning. If families are engaged, students of all ages and backgrounds tend to:

- **Earn higher grades and test scores**
- **Enroll in higher-level programs**
- **Be promoted and earn credits**
- **Adapt well to school and attend regularly**
- **Have better social skills and behavior**
- **Graduate and go on to higher education**



IMPACT OF SYSTEMIC PARENT ENGAGEMENT



**Students' reading and math scores improved
40-50% faster when teachers:**

- **Met with families face-to-face**
- **Sent materials to parents providing strategies to help their child at home**
- **Telephoned routinely about progress**




1. Stakeholder Engagement

Los Angeles Unified School District 2016-17 LCAP

Page 2


1
SURVEYS
Conducted


53
MEETINGS
Held


17,740
COMMENTS
Received


2,222
STAKEHOLDERS
Engaged



30
GROUPS
Involved

Groups include:
Parents, Students,
Teachers, Staff,
Administrators, LCAP PAC,
DELAC, Board member
offices, United Way, SAC,
CAC (SPED), LCAP
Advisory Group, Foster
Youth Collaborative,
Labor partners.



Checklist of Items Shared:

- District Profile Data
- State Education Priorities
- LCAP & LCFF Overview
- School Site Plans
- 34 District Metrics



LAUSD has informed, consulted, and involved school stakeholders in the process of creating the LCAP as summarized above. Communications to stakeholders includes:



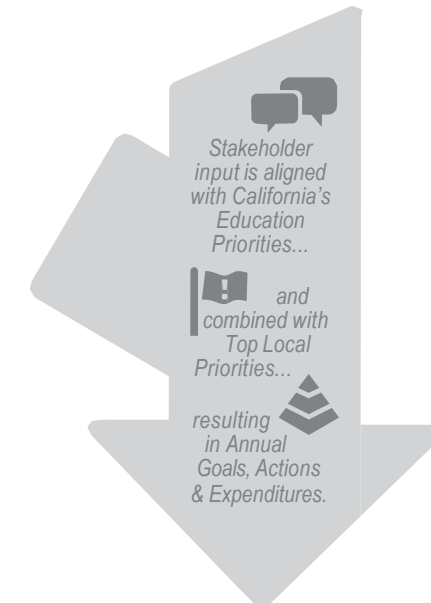
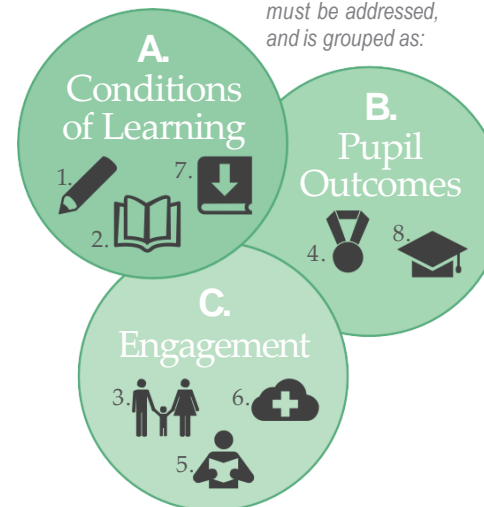
Website, email, phone, word of mouth, meetings.

State Education Priorities



THE 8 STATE EDUCATION PRIORITIES

-  1. Basic Services
-  2. Academic Standards
-  3. Parent Involvement
-  4. Student Achievement
-  5. Student Engagement
-  6. School Climate
-  7. Course Access
-  8. Other Outcomes





THE REALITY TODAY



Parents have choices.

- From 2016/2017 to 2017/2018, LAUSD enrollment has decreased by 12,802 students.
- More than ever, our work is one that must be customer-service driven and welcoming a partnership with the families that we serve.



L.A. Unified

Updated October 2017



FINGERTIP FACTS

2017-2018 | Destination Graduation

Estimated Student Enrollment

Projected Norm Day Enrollment, including Independent Charters Schools & Affiliated Charters	
K-3 Enrollment	194,335
4-6 Enrollment	138,540
7-8 Enrollment	87,160
9-12 Enrollment	168,331
Total	588,696
Special Day Classes in Regular Schools	23,918
Special Day Classes in Special Education Schools	2,086
Continuation and Opportunity Schools	4,270
Other Enrollment	30,274
Total Graded and Other Enrollment	618,970
Early Education	18,681
Adult Education	76,220
Total	713,871

L.A. Unified Boundaries

The District covers an area, totaling 710 square miles. This includes most of the city of Los Angeles, along with all or portions of 26 cities and unincorporated areas of Los Angeles County. About 4.8 million people live within the District's boundaries.

Cities Entirely Within L.A. Unified

<u>Cudahy</u>	Maywood
<u>Gardena</u>	Vernon
Huntington Park	San Fernando
Lomita	West Hollywood

Cities Partially Within L.A. Unified

Bell	Long Beach
Bell Gardens	Los Angeles
Beverly Hills	Lynwood
Calabasas*	Montebello
Carson	Monterey Park
Commerce	Rancho Palos Verde
Culver City	Santa Clarita*
Hawthorne	South Gate
Inglewood	Torrance



Norm Day Enrollment - Including Independent Charter Schools

	2010-11 Actual	2011-12 Actual	2012-13 Actual	2013-14 Actual	2014-15 Actual	2015-16 Actual	2016-17 Actual	2017-18 Estimated	2018-19 Estimated	2019-20 Estimated
LA County - Live Births Lagged 5 Years	150,377	151,837	151,837	147,684	139,679	133,160	130,312	131,697	127,194	128,067
Graded Enrollment										
Kindergarten	51,638	52,846	53,262	55,315	55,604	56,420	55,599	55,997	54,455	54,963
Grade 1	51,904	51,692	52,143	50,892	49,751	46,870	46,625	45,942	46,765	45,960
Grade 2	50,406	50,230	50,353	51,070	49,664	48,747	45,849	47,378	46,398	46,942
Grade 3	49,165	48,946	48,736	49,154	49,773	48,646	47,618	45,018	46,448	45,417
Grade 4	49,176	47,860	47,755	47,783	47,629	48,615	47,295	46,515	43,965	45,350
Grade 5	49,204	48,126	47,068	47,384	46,792	47,041	47,776	46,361	45,639	43,178
Grade 6	47,221	47,249	46,020	45,173	45,435	44,884	44,802	45,664	44,391	43,778
Grade 7	46,756	46,186	46,150	45,269	44,050	44,116	43,847	43,942	44,749	43,464
Grade 8	47,125	46,062	45,295	45,381	44,207	43,410	43,541	43,218	43,078	43,689
Grade 9	60,439	58,920	55,872	53,339	52,493	49,354	48,438	48,940	48,931	49,124
Grade 10	52,306	50,527	49,478	48,282	46,757	47,826	45,722	43,872	43,316	42,297
Grade 11	45,040	43,477	42,308	41,822	42,227	40,267	40,906	38,935	37,195	36,562
Grade 12	36,279	37,280	36,748	36,489	37,113	37,734	37,100	36,914	34,399	32,157
Total graded enrollment	636,659	629,401	621,188	617,353	611,495	603,930	595,118	588,696	579,729	572,881
K-3 enrollment	203,113	203,714	204,494	206,431	204,792	200,683	195,691	194,335	194,066	193,282
4-6 enrollment	145,601	143,235	140,843	140,340	139,856	140,540	139,873	138,540	133,995	132,306
7-8 enrollment	93,881	92,248	91,445	90,650	88,257	87,526	87,388	87,160	87,827	87,153
9-12 enrollment	194,064	190,204	184,406	179,932	178,590	175,181	172,166	168,661	163,841	160,140
Total graded enrollment	636,659	629,401	621,188	617,353	611,495	603,930	595,118	588,696	579,729	572,881
Other enrollment										
Special day classes in regular schools	26,308	25,851	25,691	25,891	25,237	24,588	24,057	23,918	23,672	23,510
Special day classes in special ed schools	3,555	3,537	3,291	2,893	2,319	2,338	2,098	2,086	2,065	2,051
Continuation and opportunity schools	5,126	5,444	5,546	5,359	4,442	4,351	4,250	4,270	4,290	4,311
Total Other enrollment	34,989	34,832	34,528	34,143	31,998	31,277	30,405	30,274	30,027	29,872
Total graded and other enrollment	671,648	664,233	655,716	651,496	643,493	635,207	625,523	618,970	609,756	602,753



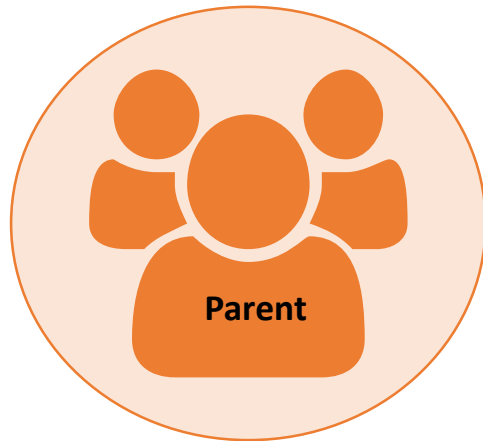
IN SUMMARY...

When families are engaged at home and at school, children do better in school *and* schools get better, pre-K through high school. These home/school partnerships increase opportunities for successful completion of A-G requirements and for access to colleges and universities.





KEY TEAM PARTNERS





**How does the Office of the Parent
and Community Services (PCS)
help accomplish LAUSD's goals for
parent engagement?**



Parent, Community and Student Services

2016-2017 FOCUS AREAS

Parent Training
Modules

English Learner
Master Plan Parent
Training

Modified Consent Decree
and Focused Trainings on
Special Needs Students

Parent Access Support
System portal
(PASSport)

Parent Support for
Instructional
Programs

Parent and Family
Center Staff Training/
Bond Project

Local Control and
Accountability Plan (LCAP)
Stakeholder Engagement
and Accountabilities

LAUSD Volunteer
Program

Professional
Development for
School Staff

School Site Council/
English Learner
Advisory Committee

Community Outreach/
Partnerships

Student Engagement

Title I Study Groups

Parent Advisory Committee/Community Advisory Committee/District English Learner Advisory Committee



PARENT, COMMUNITY AND STUDENT ENGAGEMENT IN THE LCAP

State Priority and LAUSD Goal 4

Improving parent
feedback and survey
participation

4 required parent
workshops at each
school-site



Increased student
engagement and
school connection



Measuring parent
center efficacy and
support for parents



Resources were
provided to expand
parent and student
engagement at
school sites



SCHOOL EXPERIENCE SURVEY

PARENT, COMMUNITY AND STUDENT ENGAGEMENT	Historical	Actual	Annual Targets		
	2015-16	2016-17	2017-18	2018-19	2019-20
Percentage of Students Who Feel a Part of Their School (Question on School Experience Survey)	83%	67%	87%	89%	91%
Parent/Caregiver Participation on School Experience Survey	53%	58%	62%	64%	66%
Percentage of Schools Training Parents on Academic Initiatives by Providing a Minimum of Four Workshops Annually	86%	92%	94%	98%	100%
Percentage of Parents Who State "My school provides resources to help me support my child's education." ¹	89%* Not Comparable	84%	93%	95%	97%



FOUR SCHOOL ACADEMIC PARENT WORKSHOPS

4 required parent workshops at each school-site



DATA

2016-2017:
INCREASE OF 6% to 92% of LAUSD schools provided 4 academic workshops to parents

Parent Workshops

1 Required Action/Important Information

Schools are required to certify annually that all requirements of the Local Control Funding Formula have been completed. Please read the Local Control and Accountability Plan on the LAUSD website for more information. The first two workshops are mandatory. One is due on January 29, 2016; and the other is due on February 26, 2016. The third and fourth workshops can be given in the Spring and must address academic initiatives.

> Parent Workshop

Topic: Changing Gr

Workshop Date 1: *

Number of Participants: *

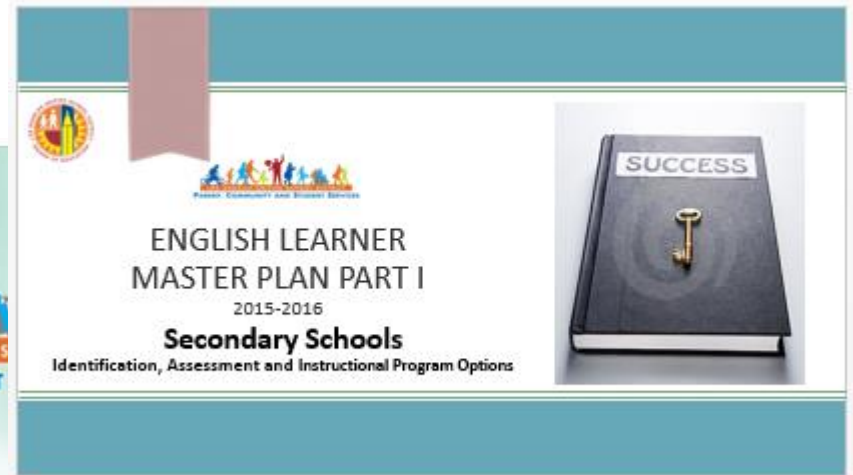
Please upload Parent Wc

[Select and Upload](#)

- ☐ Flyer
- ☐ Att. Roster
- ☐ Agenda



LAUSD Graduation Requirements for the Classes of 2016 - 2019

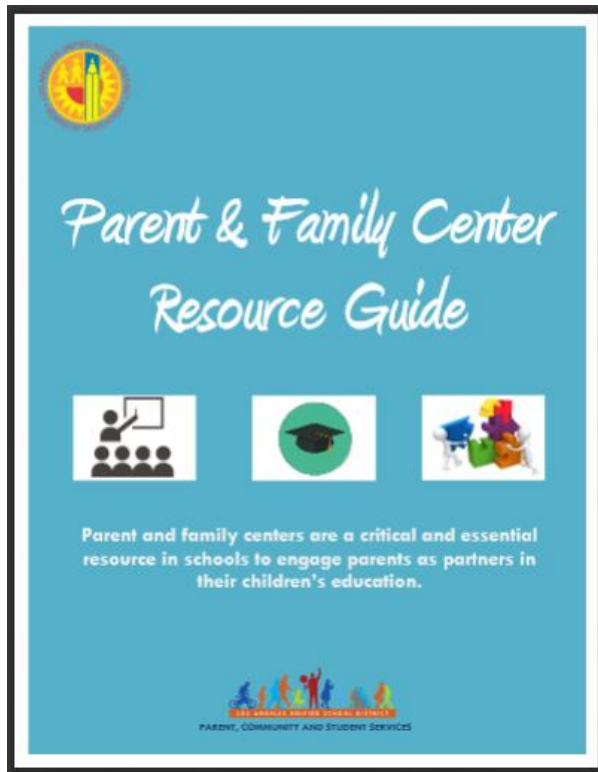




PARENT AND FAMILY CENTER SUPPORT



Measuring parent center efficacy and support for parents



DATA

2016-2017

- 616 Parent and Family Centers
- 114 Renovated into parent classrooms using Bond funds
- 85 more centers will be completed by June 2018



RESOURCES TO EXPAND ENGAGEMENT

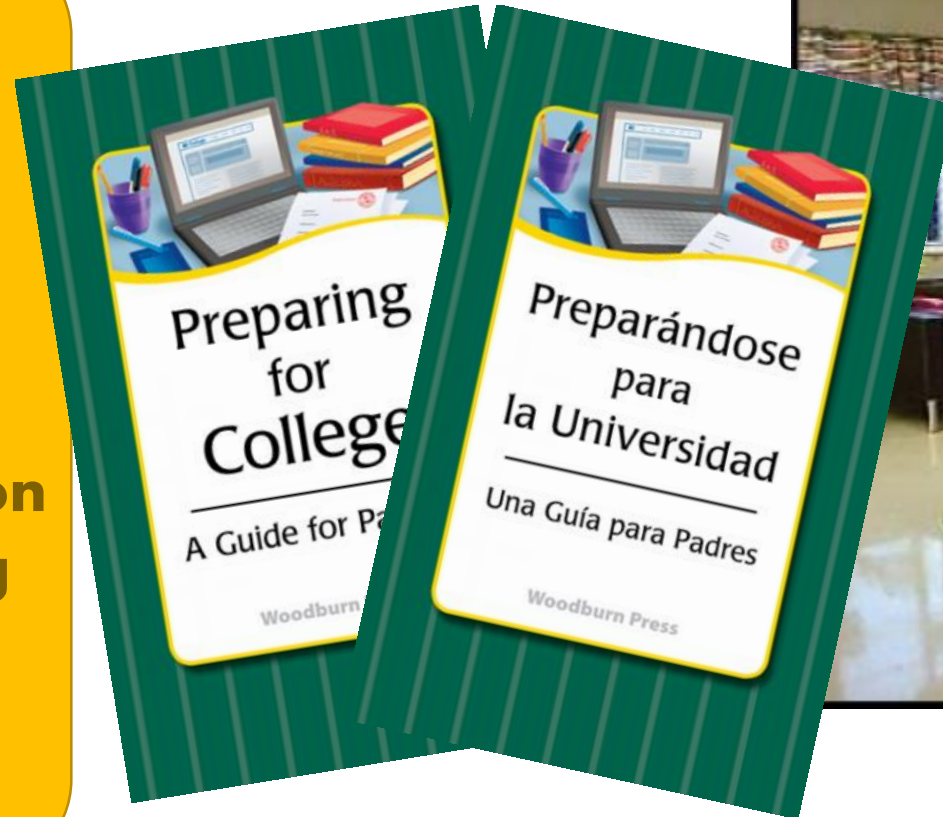


Resources were provided to expand parent and student engagement at school sites

DATA

2016-2017

- Provided school staff training and materials on early education and preparing for college
- PASSport



LAUSD
PASSport



INCREASED STUDENT ENGAGEMENT



Increased student engagement and school connection



DATA

- Establishing Student Member of Board
- *Young Women of Color* Conference
- Expanding the Village Movement



Who supports LAUSD schools in their efforts to engage parents?



LOCAL DISTRICT PARENT AND COMMUNITY ENGAGEMENT

Local District Northwest (818) 654-3600

- **GONZALO GARAY**
- Joel Sanchez
- Ritma Estupinan
- Phyllis Spadafora

Local District Northeast (818) 252-5400

- **ANTONIO REVELES**
- Morena Camp
- Michelle Campos
- Maria Silva

Local District West (310) 914-2100

- **TRACI CALHOUN**
- Marisol Castro
- Edith Perez
- Anthony Williams
- Christina Guzy

Local District East (323) 224-3100

- **JOSE AVILA**
- Susana Alcalá
- Laura Bañuelos
- Max Vasquez

Local District South (310) 354-3400

- **THERESA ARREGUIN**
- Deborah Siriwardene
- Lucio Garcia
- Sharon Williams

Local District Central (213) 241-0100

- **ISMAEL BERVER**
- Leticia Vallejo
- Vilma Monzon
- Elsa Tinoco



**“ At the end of the day, the most
overwhelming key to a child’s success
is the positive involvement of parents.”**

--Jane D. Hull