

LOS ANGELES UNIFIED SCHOOL DISTRICT

STUDENT HEALTH AND HUMAN SERVICES

PUPIL SERVICES



Erika Torres, Director
La Shona Jenkins, Coordinator
April 14, 2016



Los Angeles Unified School District



Purpose

In this presentation you will learn:

- About the LAUSD foster care population and the related challenges for these students
- About the Pupil Services, Foster Youth Achievement Program goals and expected outcomes
- Outcome data for foster youth specific to the District's Local Control and Accountability Plan (LCAP)
- The services and responsibilities of the Foster Youth Achievement Program and how to obtain resources and assistance



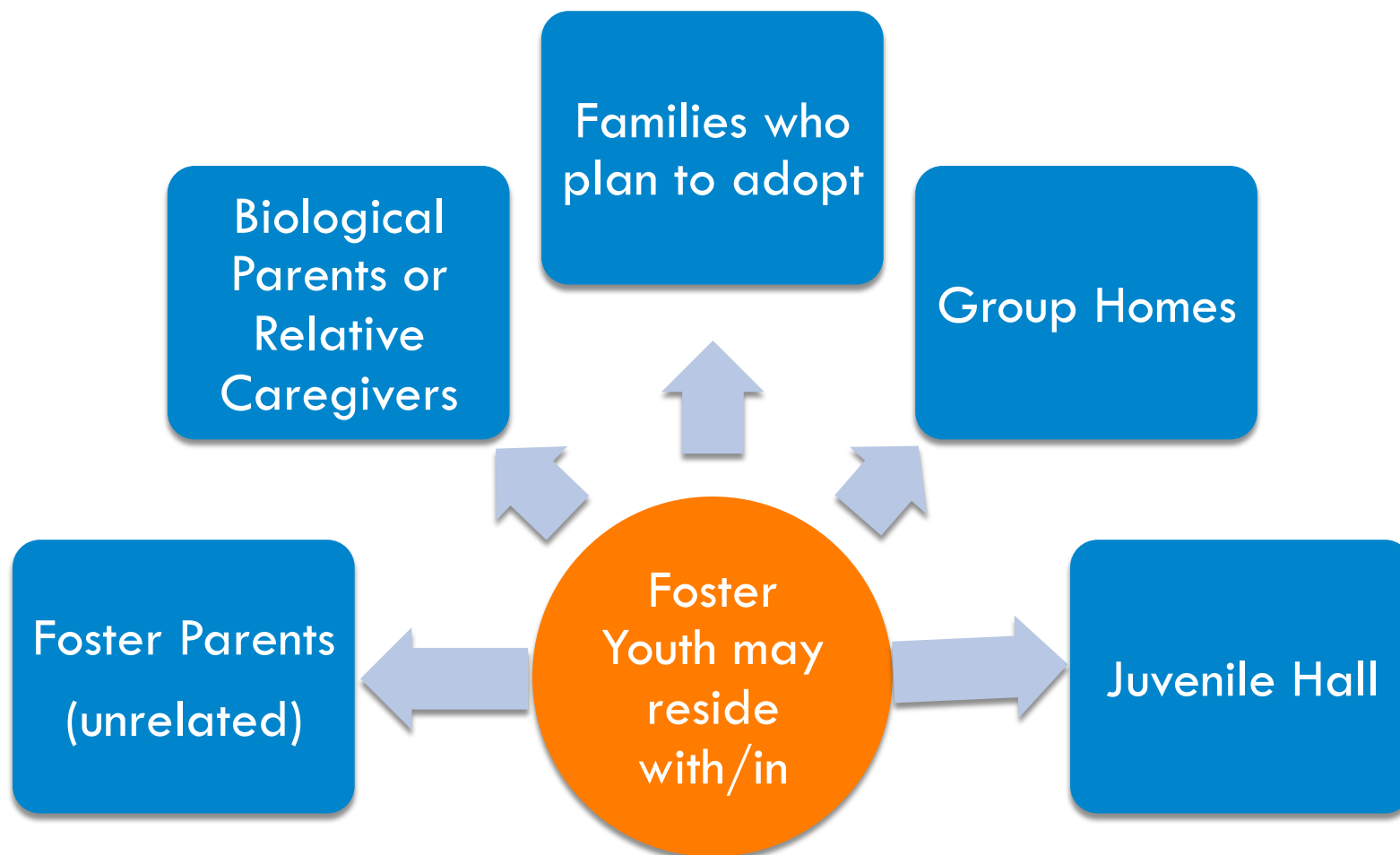
Foster Care Definition

Definition of Foster Youth per Local Control Funding Formula (LCFF)

- A child/youth who has been declared a dependent of the court due to the presence or risk of abuse or neglect.
- A child/youth subject to a petition filed under WIC Sec. 602, meaning a court has taken jurisdiction and declared the child to be a dependent of the court due to the child's violation of certain criminal laws **AND** is ordered to be removed from the home.
- Youth between the ages of 18-21 who is enrolled in high school college or vocational school, is a non-minor dependent under the placement responsibility of child welfare, probation, or tribal organization participating in a transitional living case plan.
- Youth living outside of the home (as defined by EC Sec. 42238.01b) may include but not limited to; A county shelter, court specified home, foster family agency certified home, foster family home, group home, guardian with dependency, medical facility, non-foster care home, relative home, small family home, supervised independent living placement, Tribal Specified Home, or temporarily living in Juvenile Hall.




Foster Care Placement Types



Foster Youth by Local District


2015 – 2016 School Year



Source: Consolidation of CALPADS, DCFS Data Match and Probation List

LAUSD Foster Youth by School Type

2015 – 2016 School Year



Early Education Centers	275	3.7%
Elementary Schools	4028	54.2%
Middle Schools	1071	14.4%
High Schools	1406	19%
Non Traditional School Types	647	8.7%
Total	7,427	

Source: Consolidation of CALPADS, DCFS Data Match and Probation List

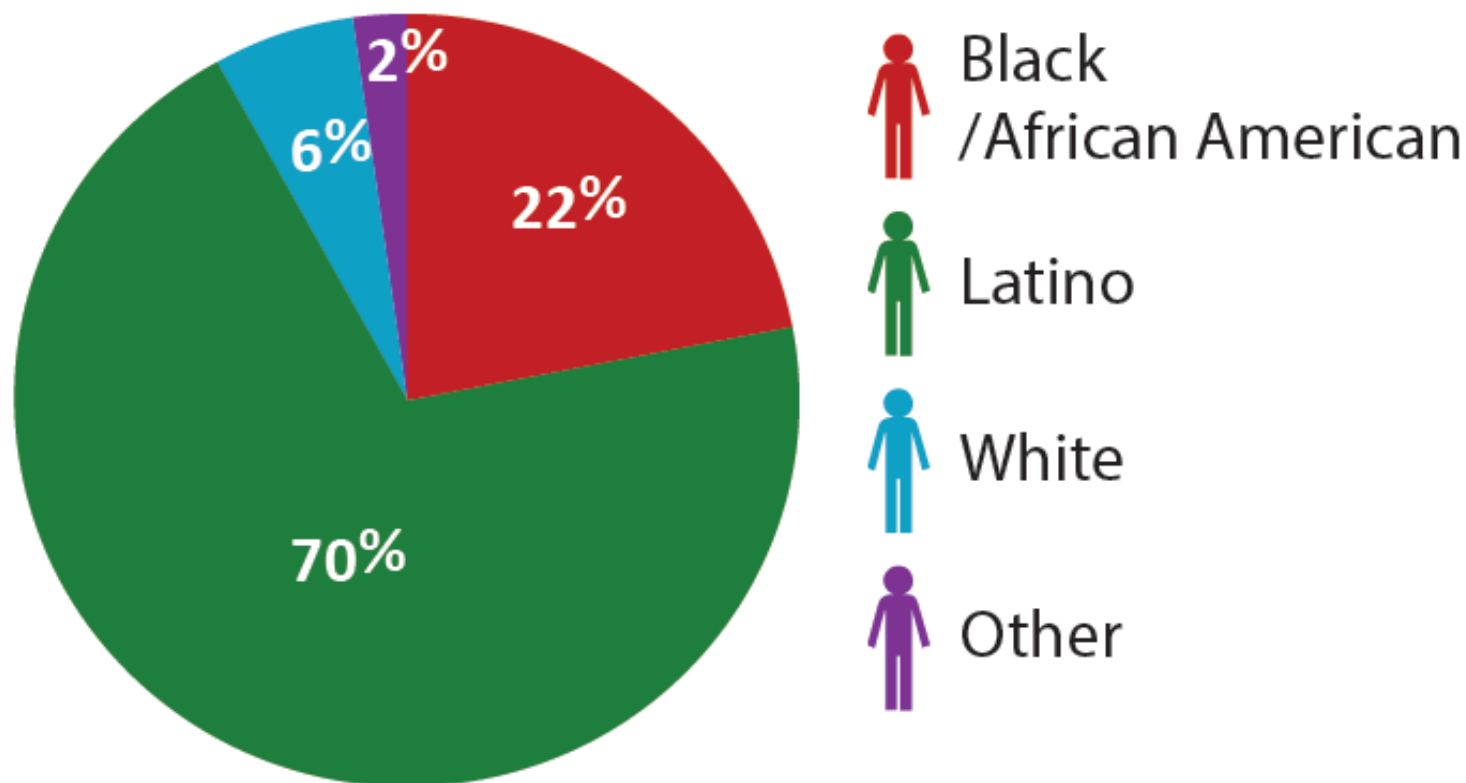
*Non traditional School Type includes: Alternative Education Work Centers, Community Day Schools, Home & Hospital, Opportunity Schools

School-Based Support Determined By Need



Foster Youth by Ethnicity

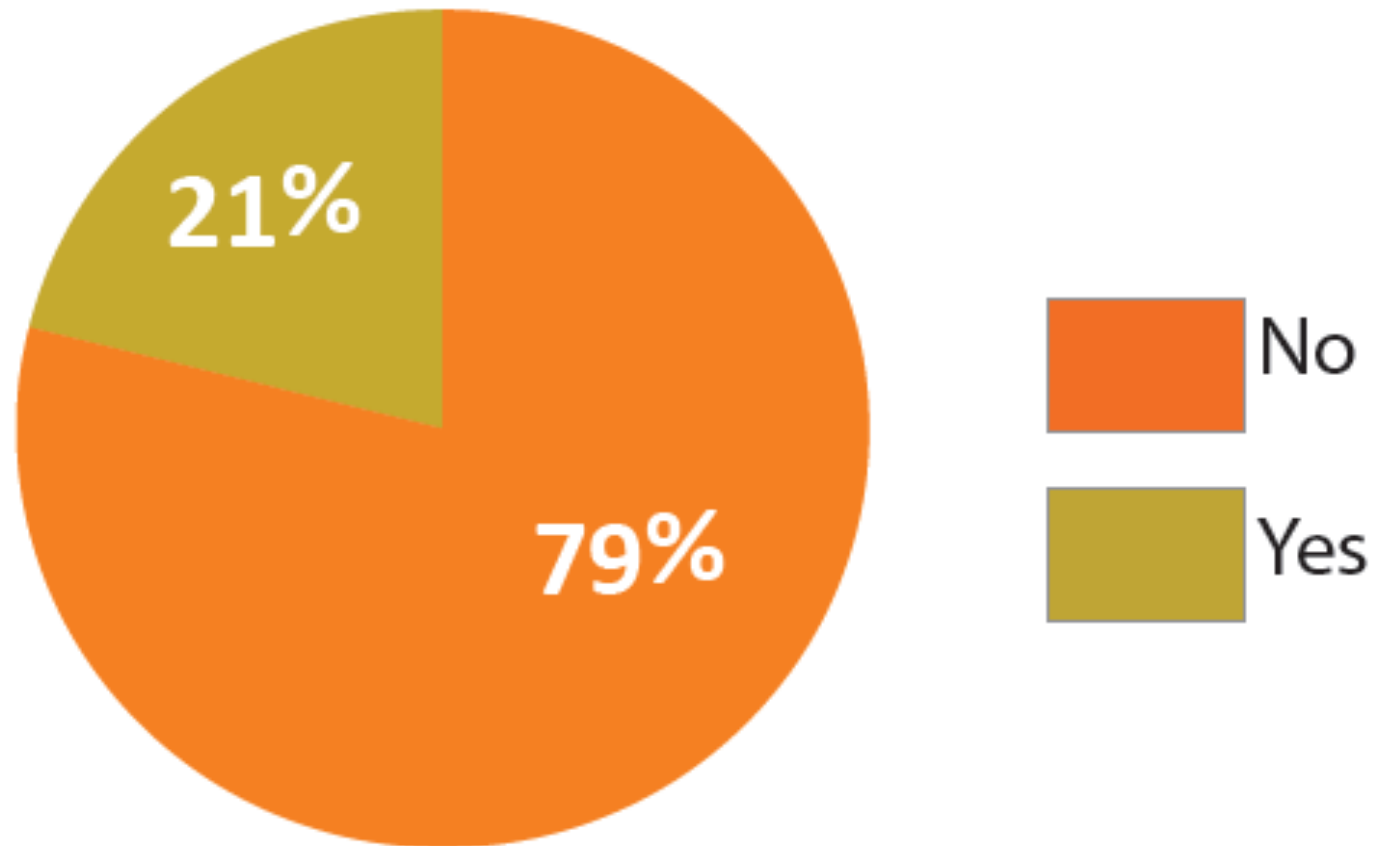
2015 – 2016 School Year



Other: Asian, Pacific Islander, American Indian/Alaska Native, Filipino, Unknown

Source: Consolidation of CALPADS, DCFS Data Match and Probation List

Foster Youth with an Individualized Education Program (IEP) 2015-2016 School Year



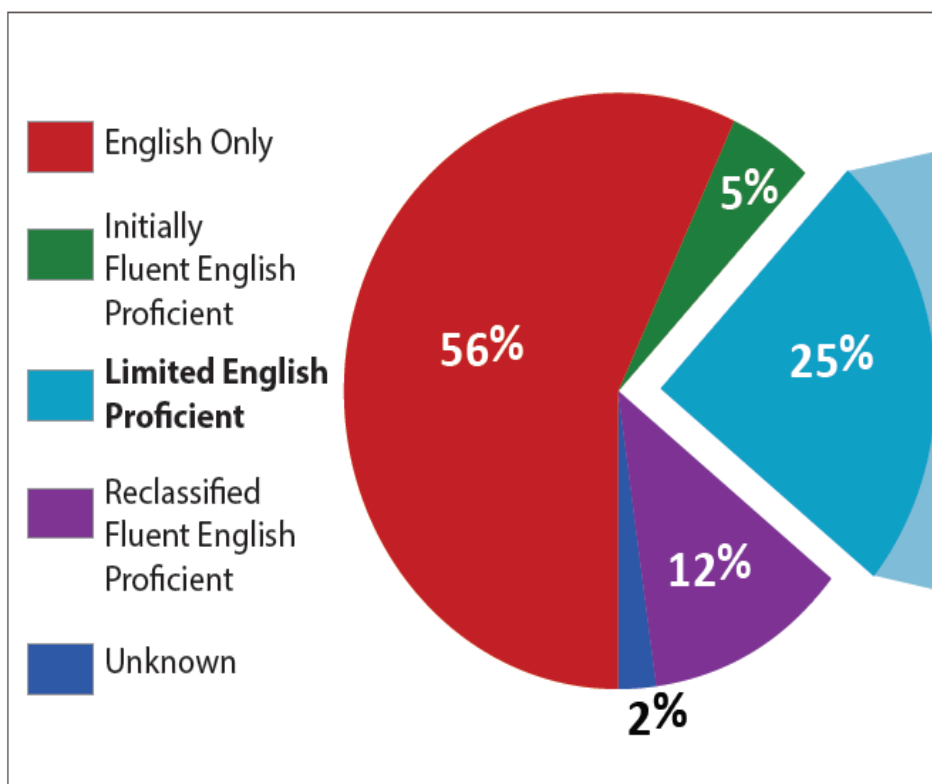
Source: Consolidation of CALPADS, DCFS Data Match and Probation List



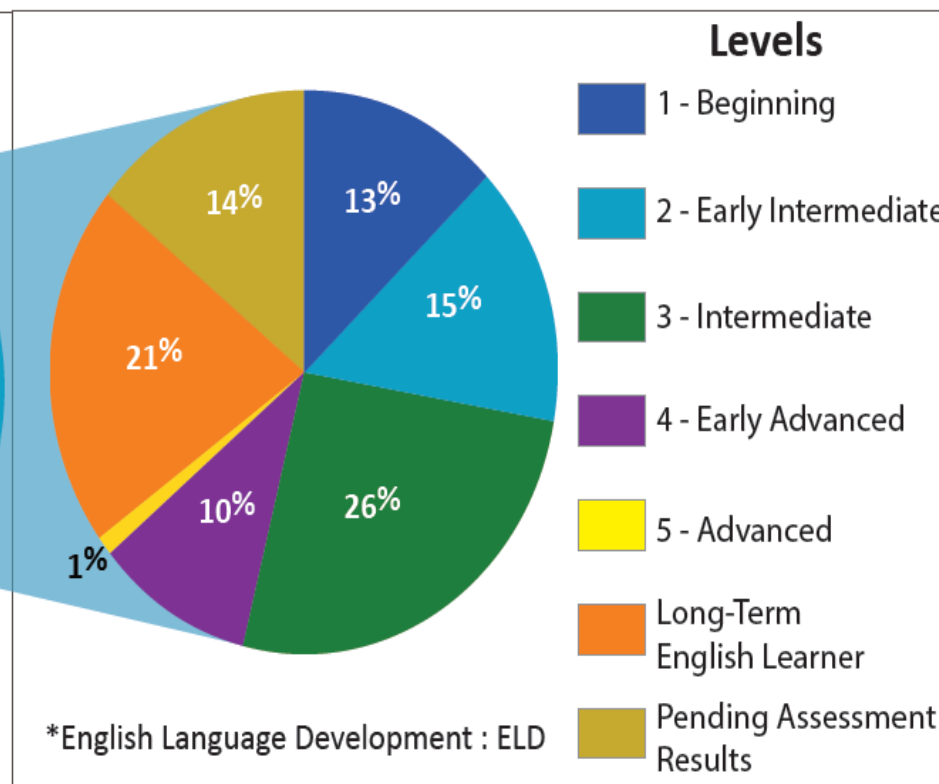


Foster Youth by Language Classification and ELD Levels of Limited English Proficient (2015-2016)

Foster Youth by Language Classification



*ELD Levels of Limited English Proficient



Source: Consolidation of CALPADS, DCFS Data Match and Probation List



PROGRAM GOALS AND EXPECTED OUTCOMES





Nationwide Research Shows

Students in foster care up until now:

- Experience much higher rates of school mobility than other students
- Have higher rates of absenteeism
- Perform lower on state testing
- Are twice as likely to be eligible for special education services
- Only 58% graduate from high school as compared to the statewide average of 84%
- In California, less than 3% go on to earn a college degree

Barrat, V. X., & Berliner, B. (2013). The Invisible Achievement Gap, Part 1: Education Outcomes of Students in Foster Care in California's Public Schools. San Francisco: WestEd. Pecora, et al. (2005) Improving Family Foster Care: Findings from the Northwest Foster Care Alumni Study.

Children in Foster Care-Los Angeles County

In Los Angeles (L.A.) County, there are approximately **28,000** children in foster care.

- 38% of California's foster care population is in L.A. County
- Nearly 2,000 youth are enrolled in extended foster care in L.A. County (foster care after age 18)
- 43% of foster children in L.A. County live with a relative and more than half are not eligible for federal foster care funding





Barriers to School Success

Some identified barriers to school success are:


- Being removed from their homes and communities
- Separation from siblings
- Unpredictable, frequent changes in homes and schools
- Having the Department of Children and Family Services (DCFS) and the court system involved in all aspects of their lives




Mental Health and Foster Youth

A recent study of former foster youth outcomes found that, when compared to the general population, a disproportionate number of former foster youth had mental health disorders. Within the 12 months prior to being interviewed, their diagnoses included:

- One or more disorders: 54.4% (22.1% of the general population)
- Post-traumatic stress disorder (PTSD): 25.2% (a rate nearly double that of U.S. war veterans)
- Major depression: 20.1%
- Social phobia: 17.1%





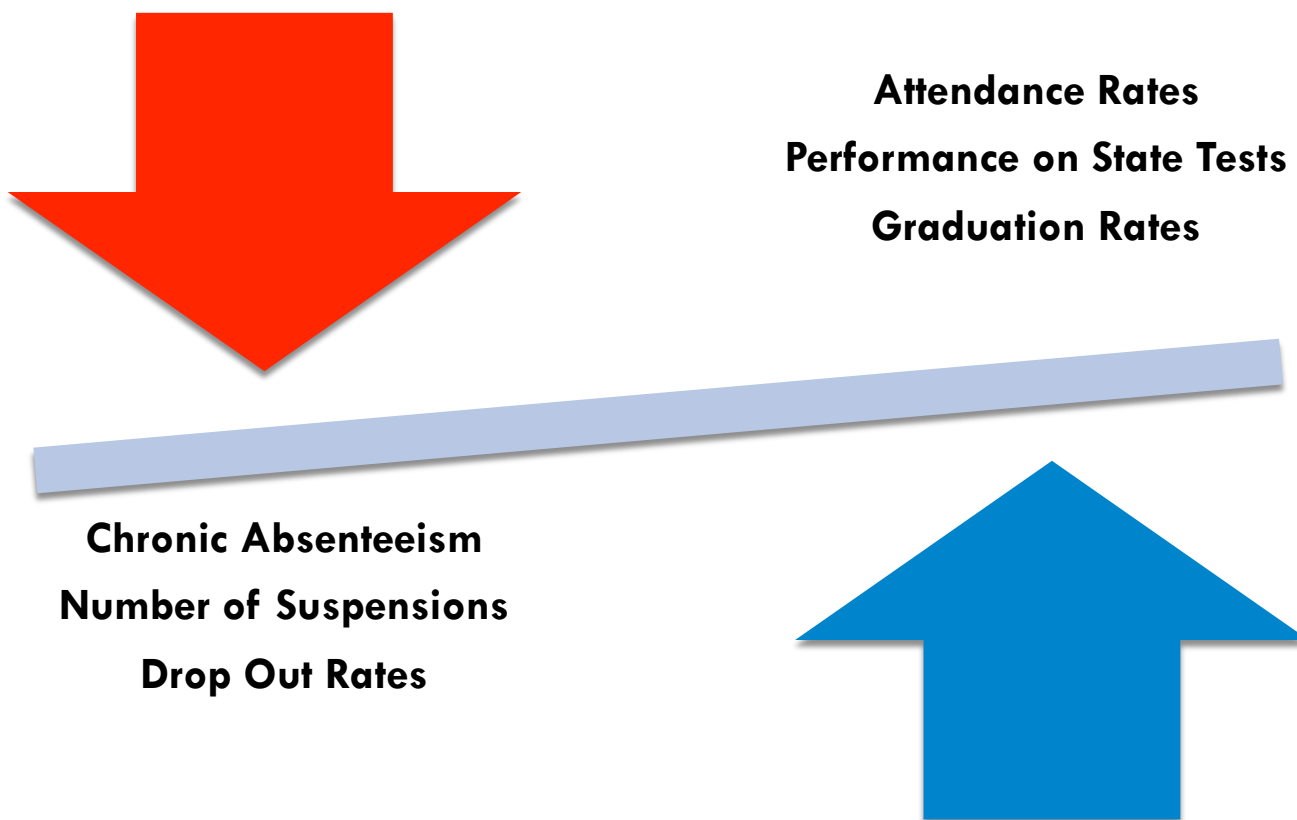
Program Goals


- Provide support services to all foster youth attending LAUSD schools
- Conduct comprehensive academic assessments
- Promote school stability
- Facilitate timely enrollment
- Improve caregiver participation in the academic process
- Provide continuous training and education on legislation and policy related to foster youth



Expected Outcomes

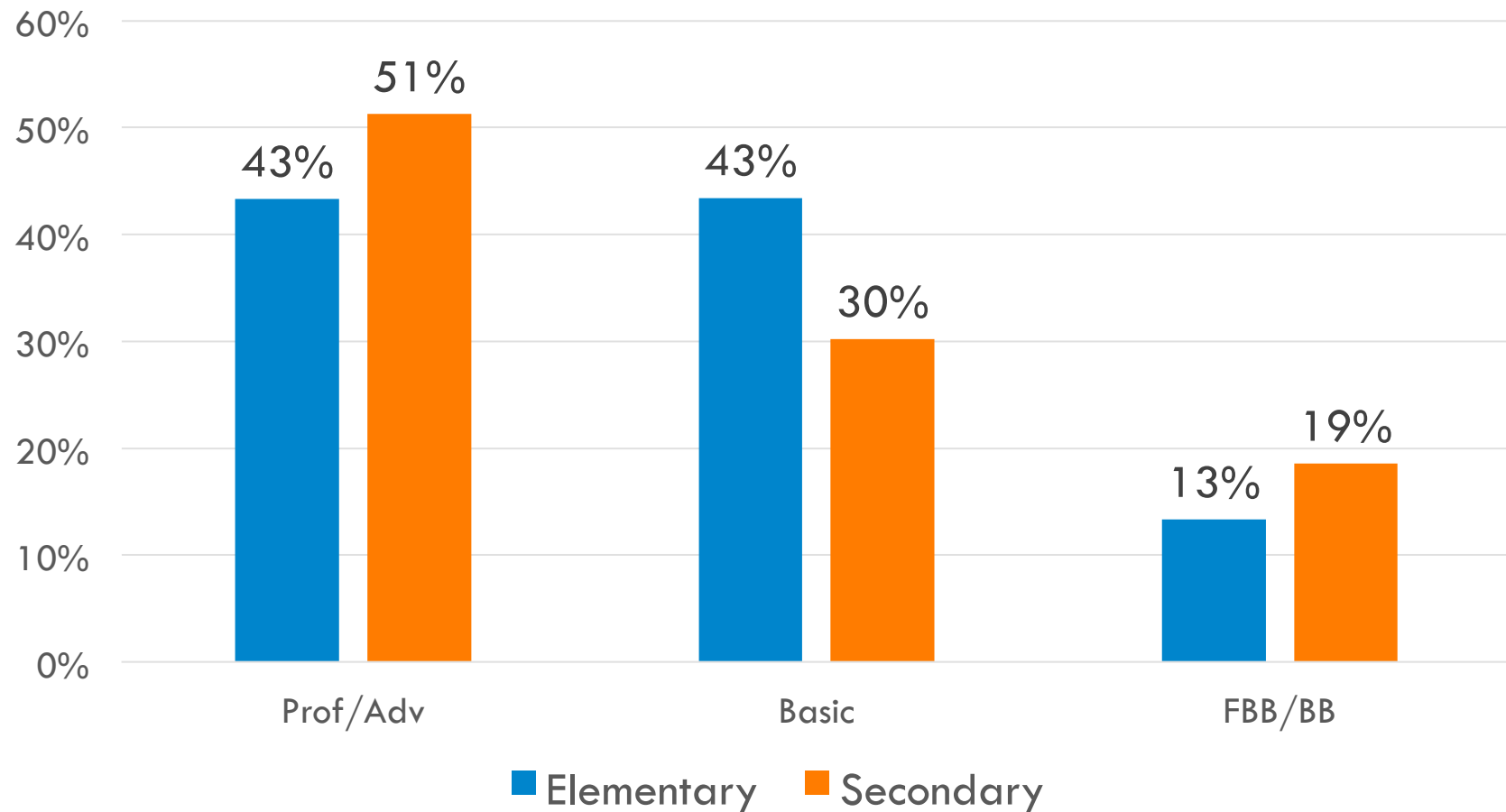
It is expected that the comprehensive academic assessments conducted and interventions implemented by counselors within the Foster Youth Achievement Program will serve to:






LAUSD Foster Youth Attendance Bands

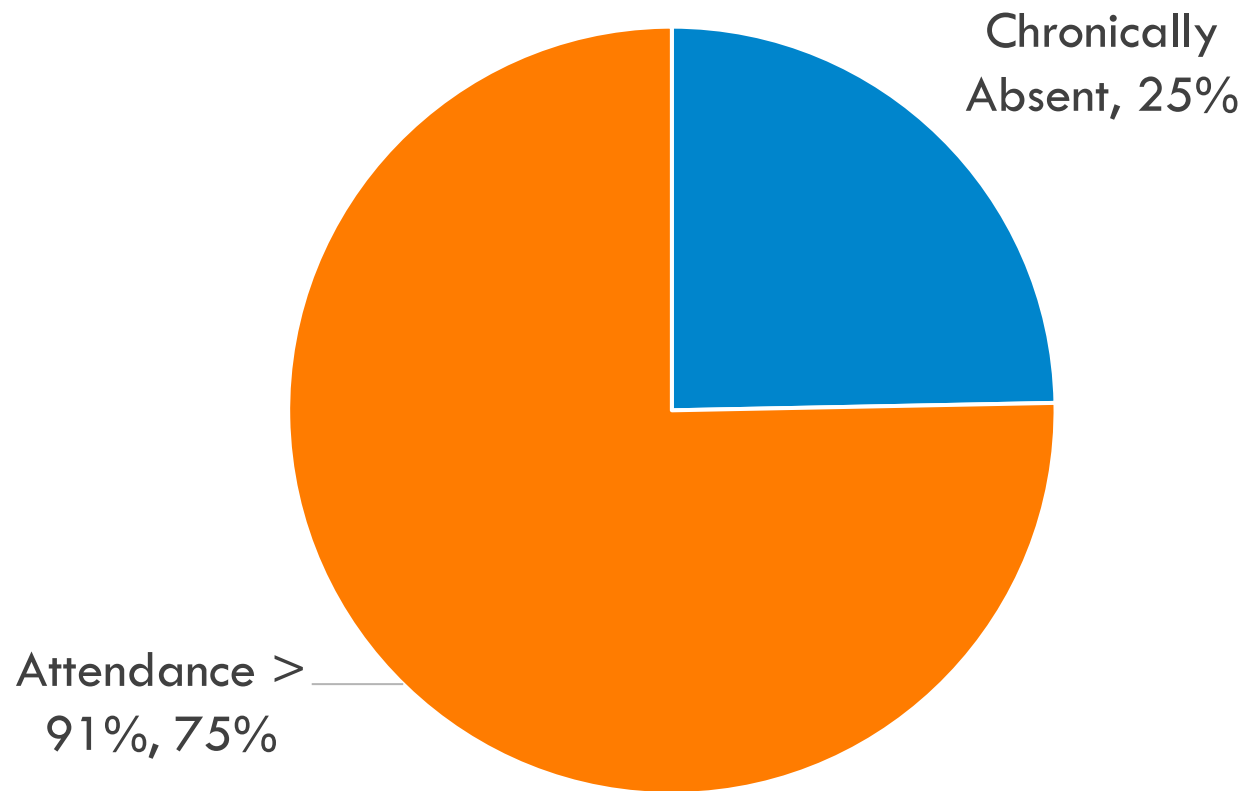
2014 – 2015 School Year (Open Court cases only)






LAUSD Foster Youth Chronic Absenteeism

2014 – 2015 School Year (Open Court cases only)





LAUSD Foster Youth Suspensions

2014 – 2015 School Year (Open Court cases only)

Suspensions (Out-of-School)

Suspension Events

173

Suspension Rate

2%

Total Days Suspended

616

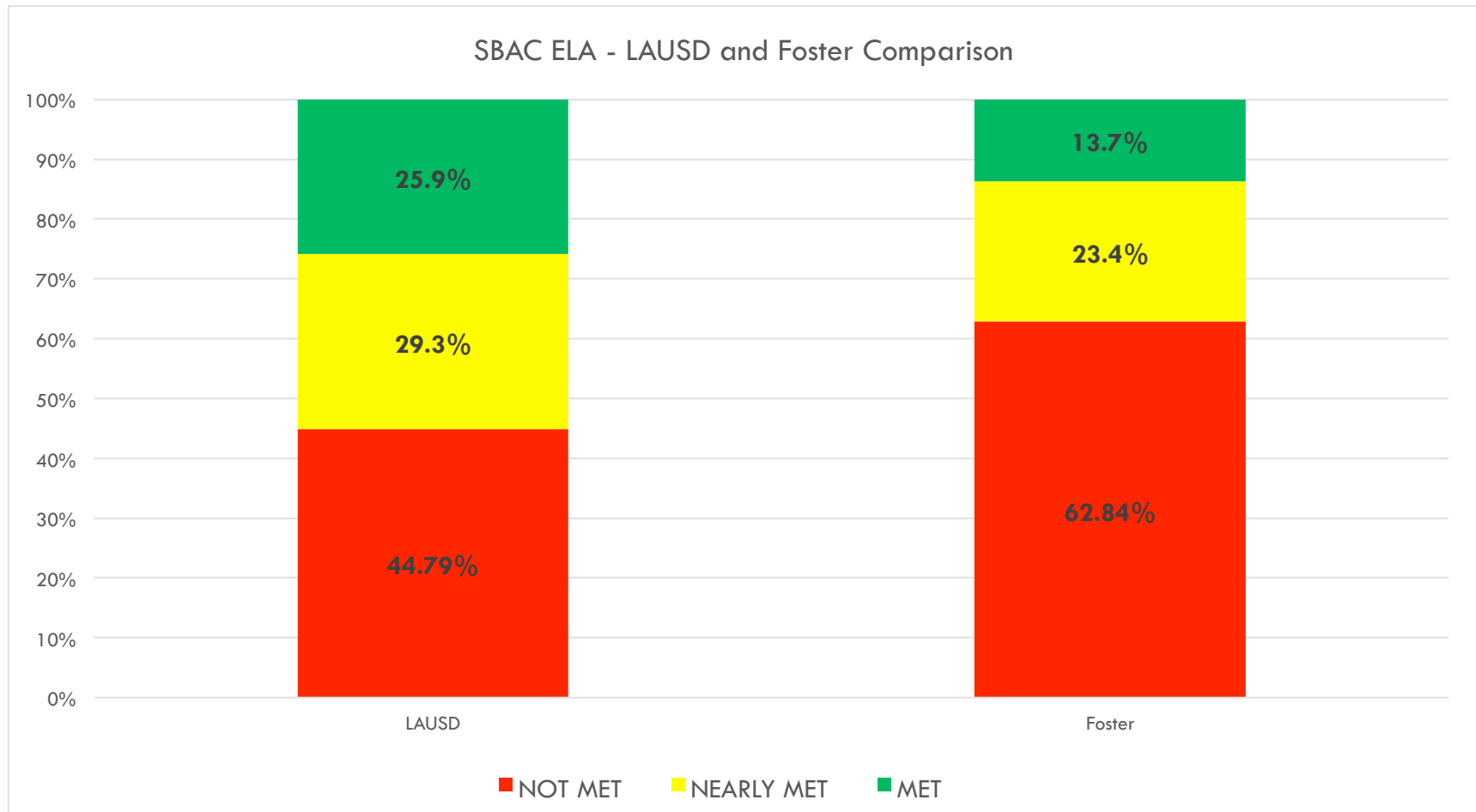



Smarter Balanced Assessment Consortium (SBAC)

- The Smarter Balanced Assessment System uses computer-adaptive tests and performance tasks that allow students to show what they know and are able to do.
- This system is based on the Common Core State Standards (CCSS) for English language arts/literacy (ELA) and mathematics.
- LAUSD Test Grades : 3 - 8 and 11th grade students
- 2014-2015 was a field test, which was used to help the District, state and prepare and address issues before full launch

Source: California Department of Education & LAUSD Testing Branch website

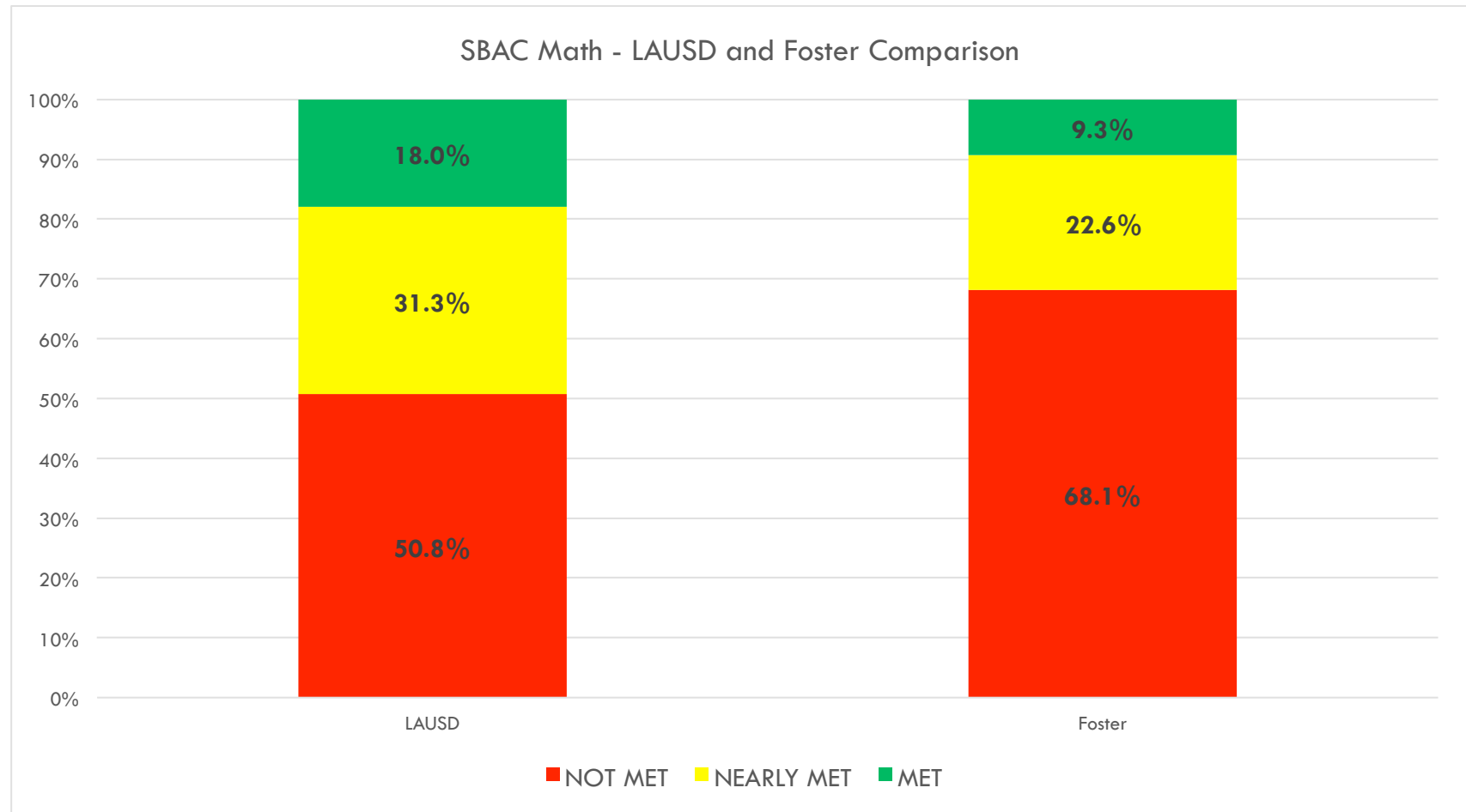
SBAC English Language (ELA) LAUSD vs Foster Youth 2014-2015 Results



SBAC Mathematics

LAUSD vs Foster Youth

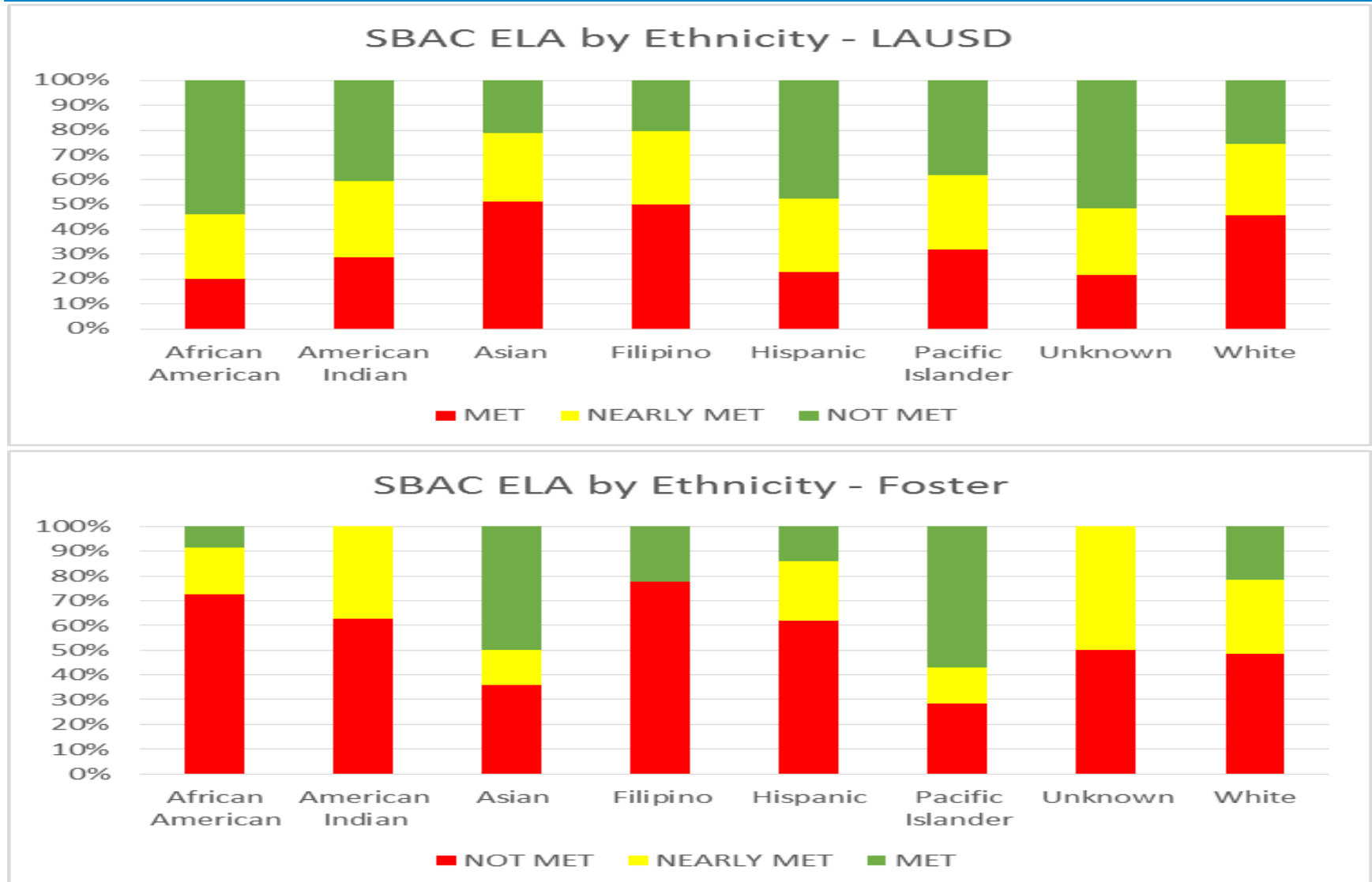
2014-2015 Results



SBAC ELA Performance LAUSD vs Foster Youth by Ethnicity 2014-2015 Results



Source: LAUSD's MyData System



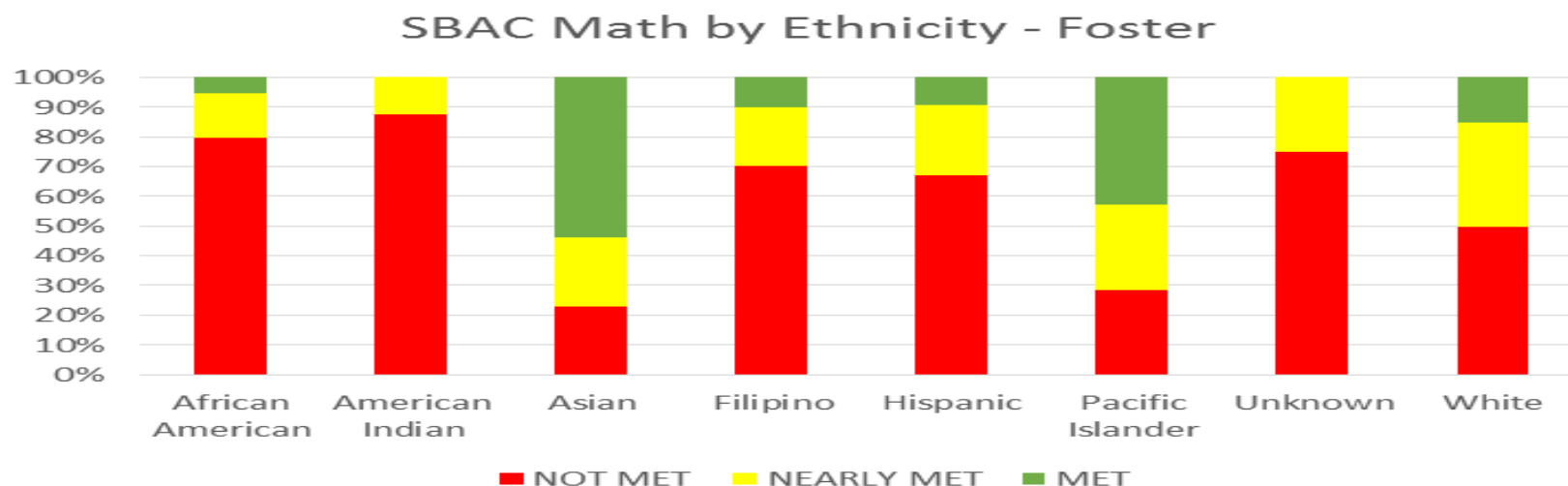
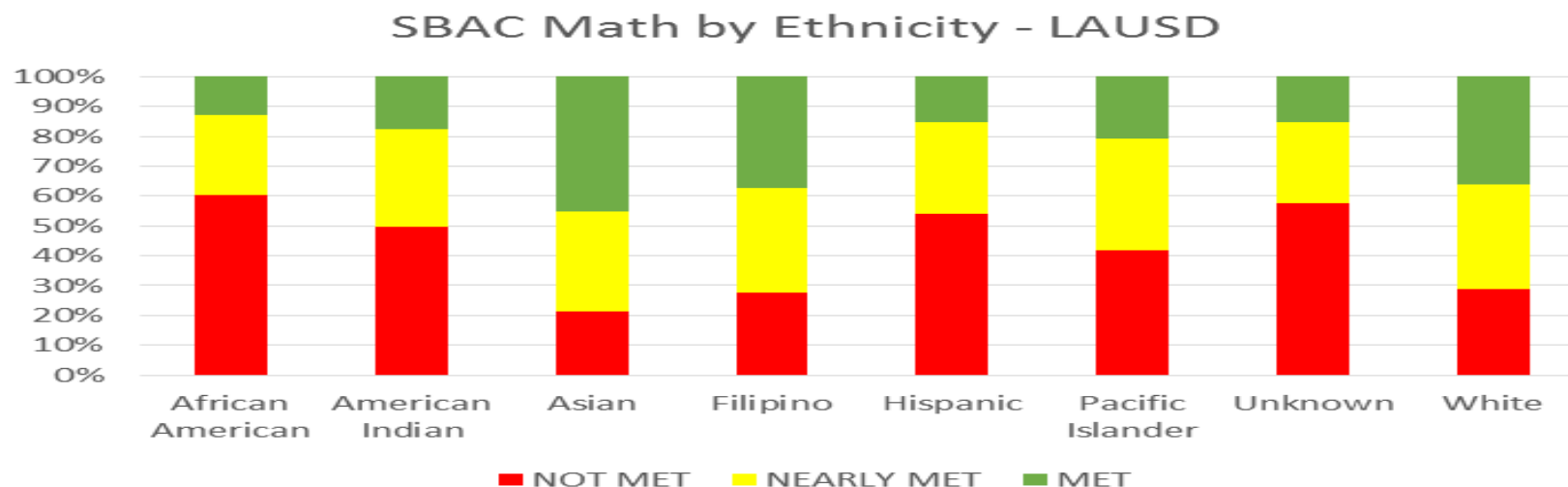
SBAC Math Performance

LAUSD vs Foster Youth by Ethnicity

2014-2015 Results



Source: LAUSD's MyData System



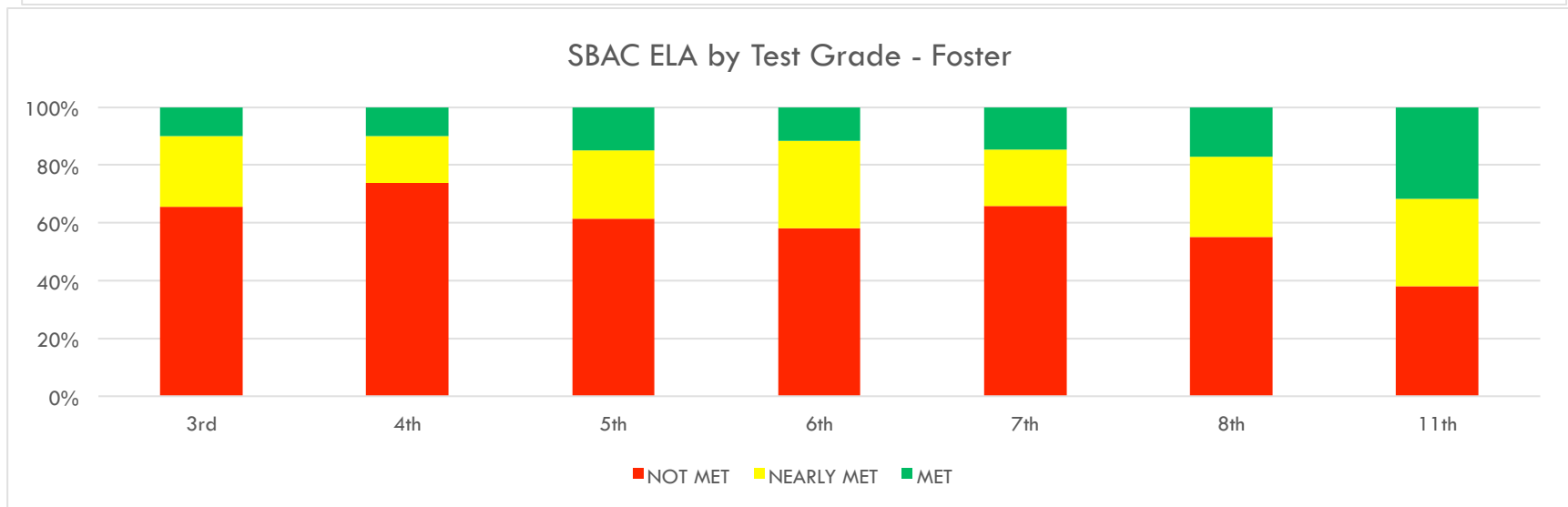
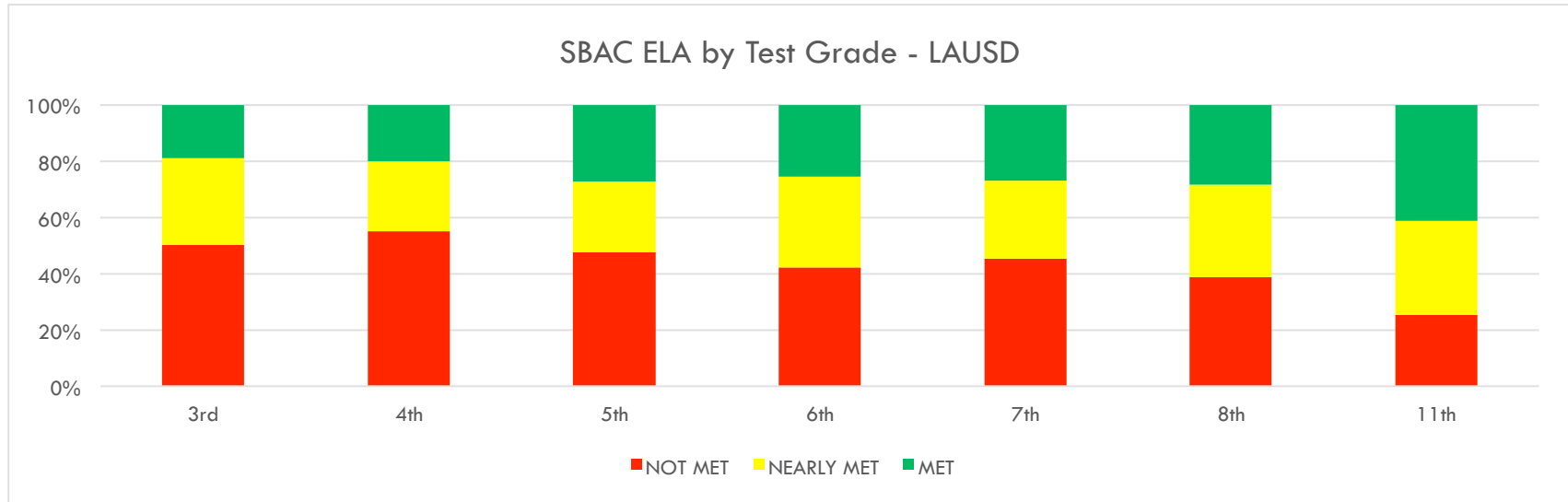
SBAC ELA Performance

LAUSD vs Foster Youth by Test Grade

2014-2015 Results



Source: LAUSD's MyData System



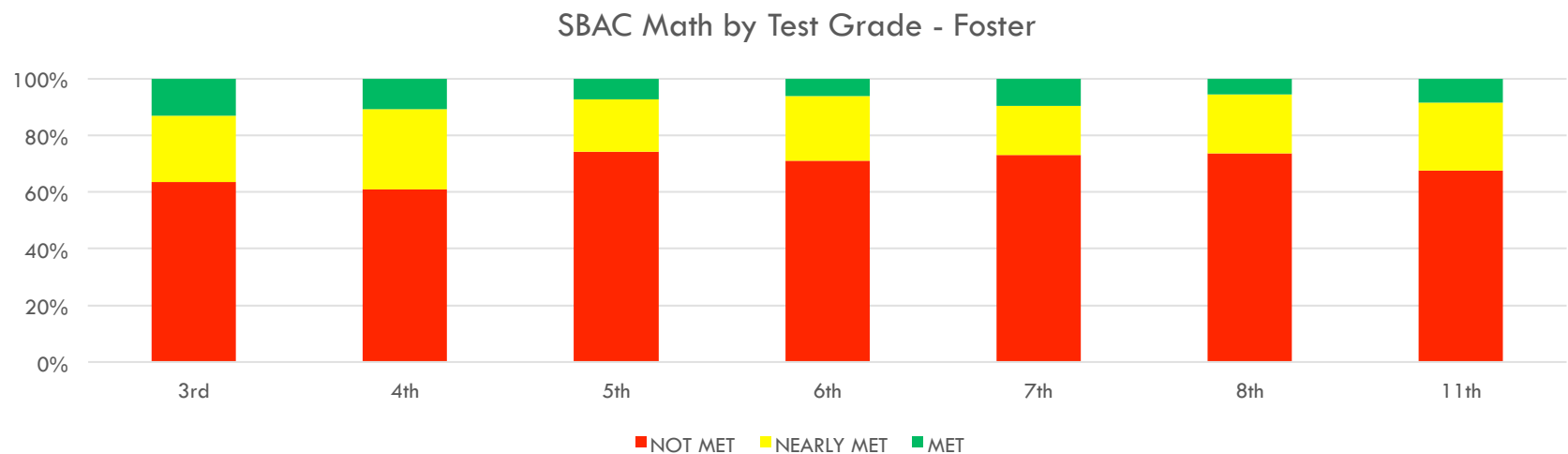
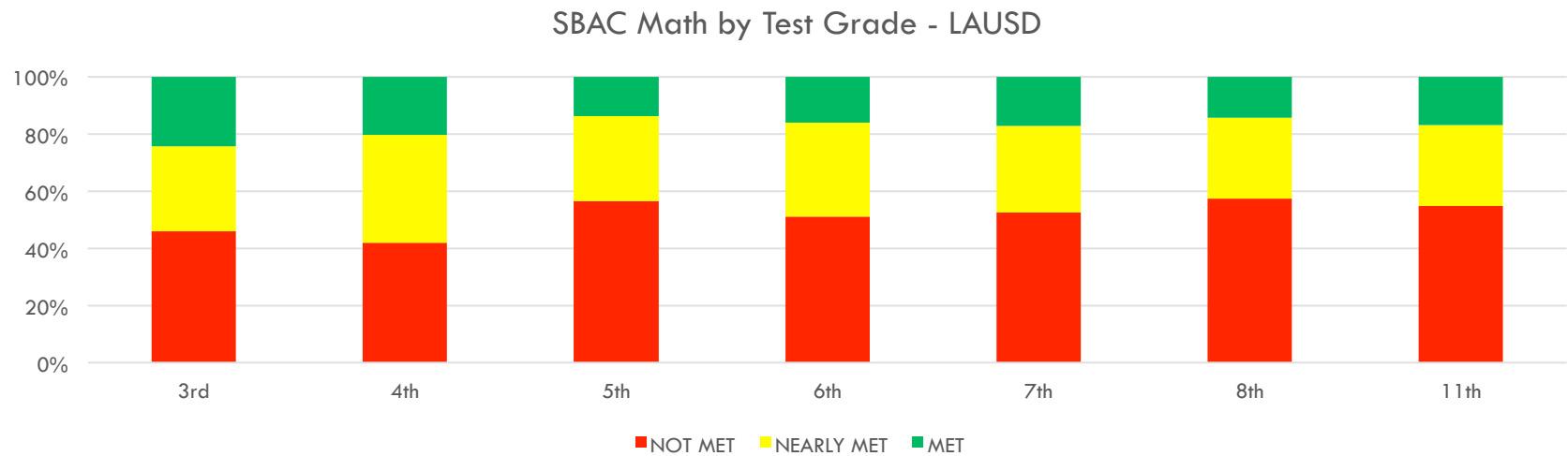
SBAC Math Performance

LAUSD vs Foster Youth by Test Grade

2014-2015



Source: LAUSD's MyData System



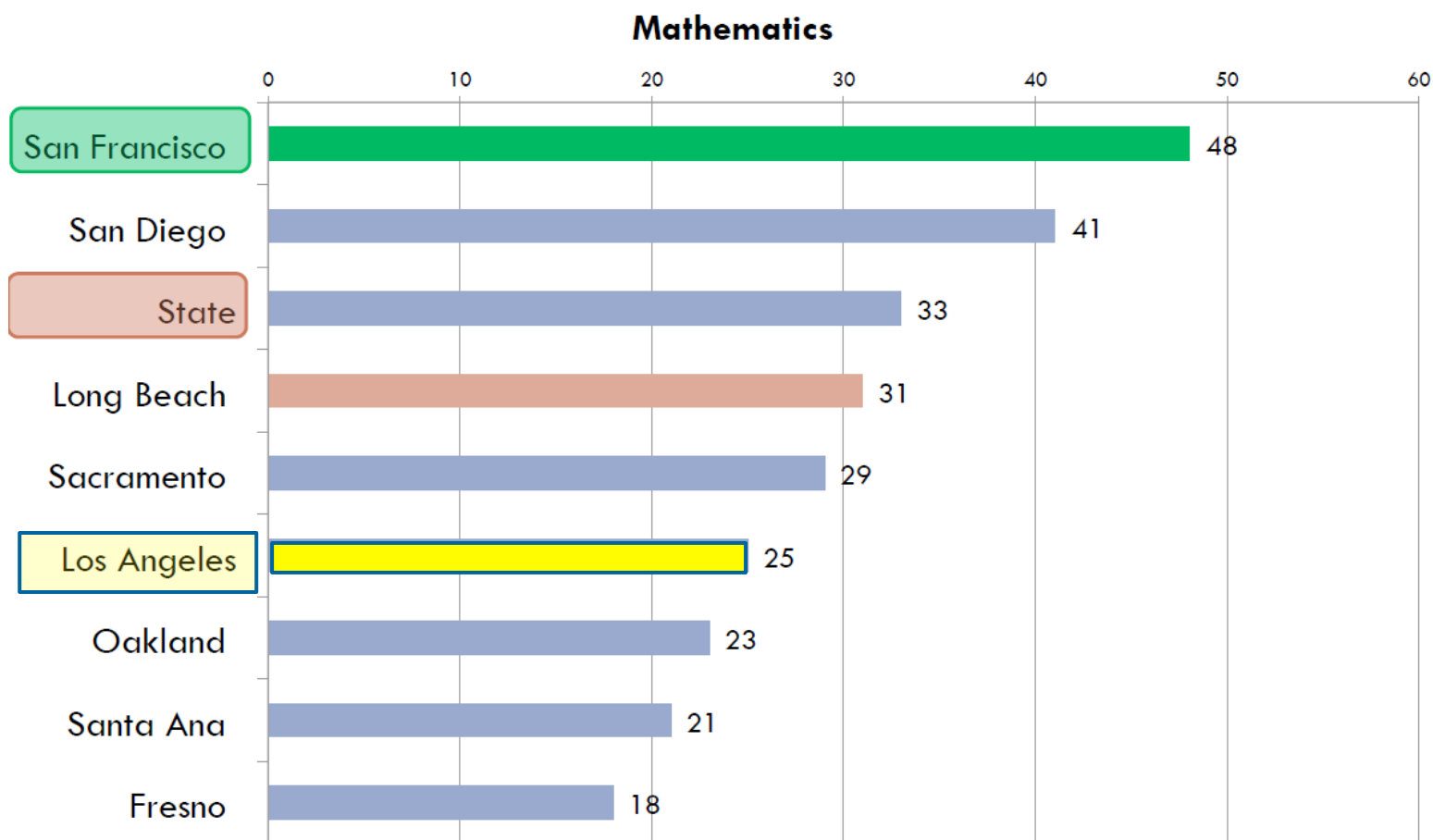


State-wide Comparative Data for SBAC



SBAC Math

% Met for other districts and state

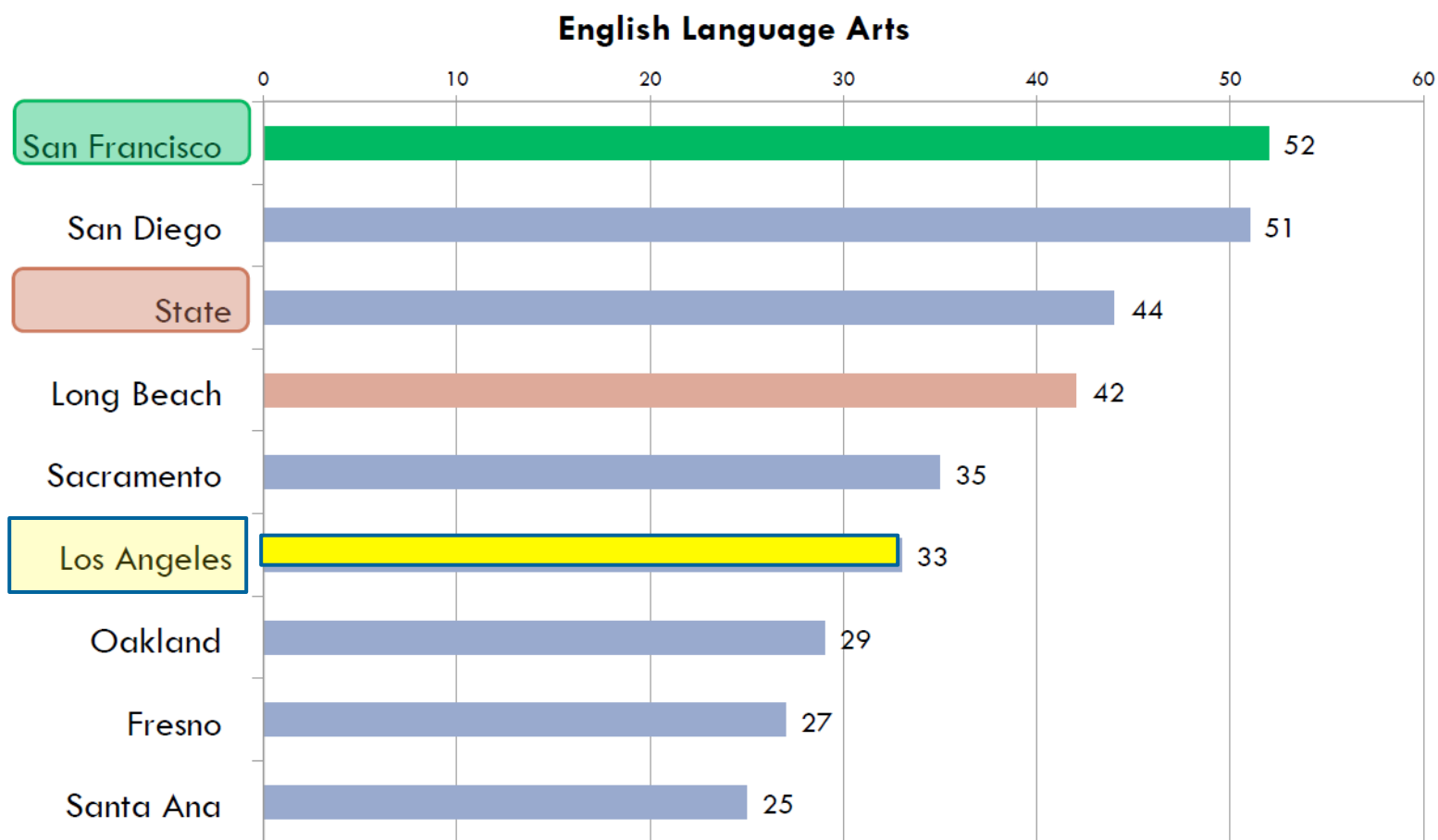


Source: SFUSD



SBAC English

%Met Compared to other districts and state




Source: SFUSD



PROGRAM DESIGN





LAUSD and DCFS DATA MATCH

- LAUSD receives Department of Children and Family Services (DCFS) client information once a week (Saturdays)
- LAUSD matches the DCFS client data base to the LAUSD student data base.
- As a result of this Data Match:
 - DCFS receives student records (i.e., grades and attendance)
 - LAUSD is able to identify foster youth within the District



Support Services Provided

69 School Based Foster Youth Counselors:


- Conduct comprehensive academic assessments
- Provide on-going intensive case management services
- Provide individual and group counseling
- Collaborate with school site personnel by participating in multi-disciplinary case conferences (i.e., IEP, SST)
- Advocate for the educational rights of foster youth
- Monitor and increase the attendance and graduation rates of foster youth
- Provide dropout prevention and recovery services
- Provide transition counseling and encourage foster youth to participate in the Pathways to College Celebration
- Collaborate with District and community partners to coordinate services for foster youth



Support Services Provided

11 Foster Youth Lead Counselors:

- Develop and implement trainings for District personnel
- Provide consultation and support to school based Foster Youth Counselors
- Provide consultation and support services to school site staff
- Advocate for the educational rights of foster youth per federal/state legislation and District policies
- Ensure that all middle and high school students have an IGP
- Collaborate with K-12 counseling coordinators and academic counselors to ensure District compliance with AB 167/216, including notifications to social workers and holders of educational rights



Training Topics – Staff

- Overview of Child Abuse
- Commercial Sexual Exploitation of Children
- Trauma Informed Care
- Legislation and policy specific to foster youth
- Growth Mindset
- Motivational Interviewing
- Grief Counseling
- Social Emotional Learning (e.g., Second Step)
- Special Education
- Behavior Support



Program Highlights

Los Angeles Unified School District | Student Health and Human Services | Pupil Services | Foster Youth Achievement Program

Who wants to go to camp?

Have FUN while you LEARN!

FREE for Foster Youth Achievement Program Students

Point Fermin Marine Science Center

3 Day Overnight Trip
April 1, 2016 - April 3, 2016

2015 - 2016
4th, 5th and 6th graders

Questions?
213-241-3552

The poster features a background image of a beach with waves. Two inset photos show students participating in activities: one group is working with a large container of water, and another group is looking at a small object. The text is in various colors and fonts, with the title "Who wants to go to camp?" in large yellow letters.

- Summer/Winter/Spring Camp – 216 foster youth attended science based outdoor camp at the two LAUSD Beyond the Bell Outdoor Education Sites
- 69 students recently attended Spring Camp held April 1-3, 2016



Program Highlights

HONORING
Class of 2016 Foster Youth
Who Will Be Pursuing Paths
to Higher Education






Program Highlights

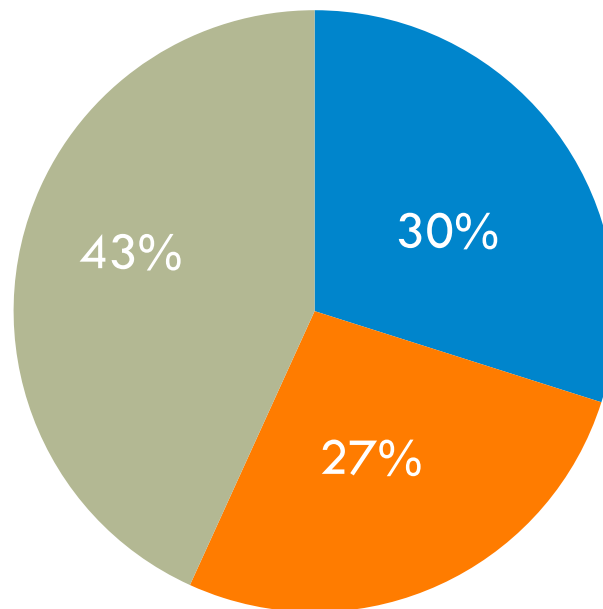
Foster Youth Leadership Council

Foster Youth Leadership Councils are currently at 13 school sites district-wide; empowering 101 foster youth.



Summary of Services: August 2015- February 2016

Intensive Interventions



■ Direct Service

- individual student contact
- caregiver/guardian contact
- referrals
- multi-disciplinary meetings
- home visits
- crisis intervention/ threat assessments

■ Monitoring Student Progress

- monitoring behavior, attendance and socio-emotional progress
- reviewing student cumulative records
- transferring records
- ensuring records are at school of enrollment

■ Collaboration

- school site/ district personnel contact
- non- LAUSD support staff contact

Source: Monthly Summary of Service Logs
69 site based counselors

Vision

To provide comprehensive services to improve attendance, educational achievement and social-emotional well being for all youth in foster care.



FOSTER YOUTH ACHIEVEMENT PROGRAM

Coordinator

La Shona Jenkins, LCSW

(213) 241-3552



Los Angeles Unified School District

Q & A

