



# ONE ENROLLMENT

## CURRENT LAUSD STUDENTS PARENT GUIDE



<https://enroll.lausd.net/>

Rev. 9/27/25

# Table of Contents

---

<b><u>01</u></b>	<b><u>INTRODUCTION</u></b> Purpose Overview
<b><u>02</u></b>	<b><u>PARENT PORTAL ACCOUNT</u></b>
<b><u>03</u></b>	<b><u>ANNUAL FORMS</u></b>
<b><u>12</u></b>	<b><u>VIRTUAL ACADEMY TRANSFER REQUEST</u></b>
<b><u>21</u></b>	<b><u>CITY OF ANGELS TRANSFER REQUEST</u></b>
<b><u>29</u></b>	<b><u>RESOURCES</u></b> Upload Documents Parent Resources





## Introduction

### Purpose

One Enrollment (release date October 1, 2025) is an essential online tool for the Los Angeles Unified School District (LAUSD) in supporting efficient, accessible, and secure student enrollment. It allows families to submit a enrollment application online at any time, reducing the need for in-person visits and paperwork. This system streamlines operations for district staff by automating data collection, minimizing errors, and enabling faster processing of student records. With centralized data management, LAUSD can readily track enrollment trends, maintain up-to-date student information, and generate accurate reports. Tracks progress and ensures accountability by emailing notifications via the portal during the enrollment process to both the parent and designated school user to track progress and ensure accountability. Additionally, with multilingual support and mobile-friendly design, it ensures equitable access for LAUSD's diverse community, while maintaining high standards of data security and privacy.

### Overview

One Enrollment streamlines students' enrollment applications and annual form submissions. Through this online portal, families can submit required enrollment forms for new students entering TK–12th grade who have not attended any LAUSD school within the current academic school year. One Enrollment allows for the completion of the annual forms required for continuing, matriculating, and transferring students. In addition, the portal supports document uploads (e.g., absence verification notes). While the online portal increases accessibility and efficiency, families may continue to access paper student enrollment and annually disseminating packets for those who prefer or require them at any LAUSD school site. It is the administrators and schools responsibility to review all paper and online enrollment submissions to ensure students are enrolled immediately.

#### Note:

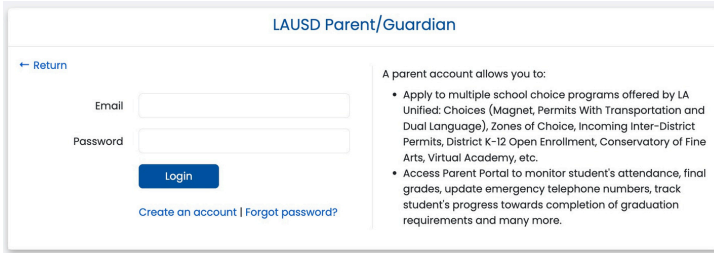
- A Parent Portal account is required for One Enrollment
- The Parent Portal allows parents/guardians to create an account to enroll new LAUSD students only
- The Parent Portal requires a pin for parent/legal guardians/educational rights holders (ERH) to obtain full
- access to student information. As a result, annual forms and document uploads will be accessible
- exclusively to these users.

### One Enrollment Portal Access

To access One Enrollment portal visit [Enroll.lausd.org](https://enroll.lausd.org).

# PARENT PORTAL ACCOUNT

## Creating a Parent/Guardian Account



LAUSD Parent/Guardian

← Return

Email

Password

Login

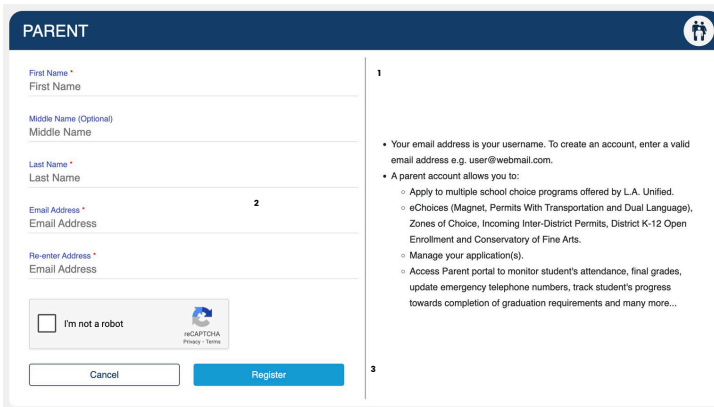
[Create an account](#) | [Forgot password?](#)

A parent account allows you to:

- Apply to multiple school choice programs offered by LA Unified: Choices (Magnet, Permits With Transportation and Dual Language), Zones of Choice, Incoming Inter-District Permits, District K-12 Open Enrollment, Conservatory of Fine Arts, Virtual Academy, etc.
- Access Parent Portal to monitor student's attendance, final grades, update emergency telephone numbers, track student's progress towards completion of graduation requirements and many more.

The One Enrollment Portal requires a new user to create an account. To get started:

- Click on **Create an account**



PARENT

First Name \*  
First Name

Middle Name (Optional)  
Middle Name

Last Name \*  
Last Name

Email Address \*  
Email Address

Re-enter Address \*  
Email Address

I'm not a robot

Cancel Register

1

2

3

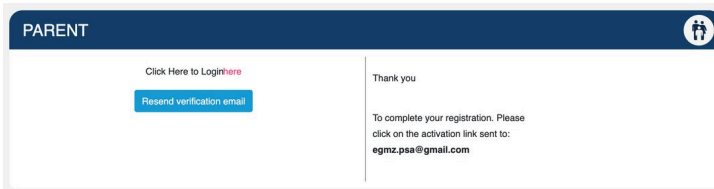
Your email address is your username. To create an account, enter a valid email address e.g. user@webmail.com.

A parent account allows you to:

- Apply to multiple school choice programs offered by L.A. Unified.
- eChoices (Magnet, Permits With Transportation and Dual Language), Zones of Choice, Incoming Inter-District Permits, District K-12 Open Enrollment and Conservatory of Fine Arts.
- Manage your application(s).
- Access Parent portal to monitor student's attendance, final grades, update emergency telephone numbers, track student's progress towards completion of graduation requirements and many more...

This window requires parents to complete the following:

- Enter **Parent full name**
- Enter valid **email address**
- Click on the **I'm not a robot** box
- Click on **Register**



PARENT

Click Here to Login [here](#)

Resend verification email


Thank you

To complete your registration. Please click on the activation link sent to:  
**egmz.psa@gmail.com**


To complete the registration access your email.


- Click on the **activation link**

## Logging in as a LAUSD Parent/Guardian



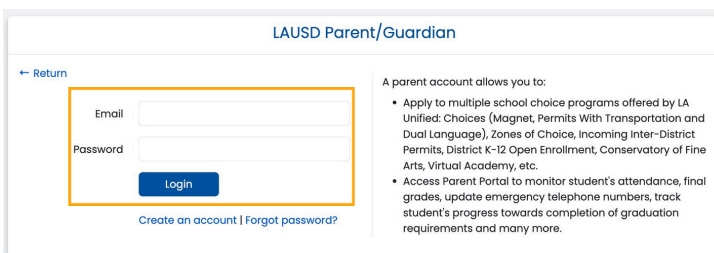
Login

 LAUSD Parent/Guardian

 Admin, Principal, Designee

Once registration has been completed return to the One Enrollment Portal

- Click on **LAUSD Parent/Guardian**



LAUSD Parent/Guardian

← Return

Email

Password

Login

[Create an account](#) | [Forgot password?](#)

A parent account allows you to:

- Apply to multiple school choice programs offered by LA Unified: Choices (Magnet, Permits With Transportation and Dual Language), Zones of Choice, Incoming Inter-District Permits, District K-12 Open Enrollment, Conservatory of Fine Arts, Virtual Academy, etc.
- Access Parent Portal to monitor student's attendance, final grades, update emergency telephone numbers, track student's progress towards completion of graduation requirements and many more.

- Enter **email** and **password**.

# Annual Forms

## Annual Form Submission

The screenshot shows the LAUSD Student Enrollment dashboard. On the left is a navigation menu with categories like 'New to LAUSD', 'Current LAUSD Students', 'Resources', and 'Expanded Learning'. The main content area is titled 'Student Emergency Information Form' and 'Select from below students'. It displays two student cards for enrollment. Each card shows the student's grade, school name, and a 'Submit Annual Forms' button. Below the cards is a table with columns for Name, Grade, School Year, School, District ID, Type, and Status. A progress indicator shows 8% completion.

Name	Grade	School Year	School	District ID	Type	Status
[Redacted]	5	[Redacted]	Aldama Elementary DL Two-Way Im Spanish	[Redacted]	Resident	Not submitted

The menu located in the left column features a **Current LAUSD Student** section which includes Annual Forms.

To start a new Annual Forms submission:

- Click on **Annual Forms**
- Select a **student card** under **My Student**
- Click on **Submit Annual Forms**

Each application has a bar on the top, which includes:

- Student information
- Progress percentage
- Status

## Section 1: Student Information

The screenshot shows the 'Student Information' form. At the top, there is a progress bar with seven steps: 1. Student Information (highlighted), 2. School & Address, 3. Parent/Legal Guardian, 4. Language and Ethnicity, 5. Student Education, 6. Other Children, and 7. Health Information. Below the progress bar, the form fields are organized into sections: 'Student Information' (First name, Last name, Middle name), 'Preferred name (if applicable)' (First name, Last name, Middle name), 'Date of birth', 'Home phone number', 'School year', 'Enrolling in grade', 'Legal sex', and 'Gender'. At the bottom, there are buttons for 'Previous', 'Save Draft', and 'Next' (highlighted with a yellow box and an arrow).

- The **Student Information** sections will automatically populate the information, except:
  - Preferred name, enter if applicable
- If edits are required, provide the school with the appropriate documentation to update

- Click **Next** to proceed to the next section.

## Section 2: Student Address

1 Student Information 2 Student Address 3 Parent/Legal Guardian 4 Emergency Contacts 5 Family Member

Student Address

Please complete and submit the form below. \* Indicates required field.

Student home address \* Apt/unit City \*  
333 S Beaudry Ave A Los Angeles

State \* ZIP Code \*  
CA 90017

Check here if home address is different from mailing address

← Previous Save Draft Next →

- The **Student Address** section will automatically populate the information
- If edits are required, provide the school with the appropriate documentation to update

- Click **Next** to proceed to the next section.

## Section 3: Parent/Legal Guardian

Dashboard / Annual Forms

1 Student Information 2 Student Address 3 Parent/Legal Guardian 4 Emergency Contacts 5 Family Member

Parent/Legal Guardian

Parent 1

Please complete and submit the form below. \* Indicates required field.

Legal first name \* Legal last name \* Legal middle name

Relationship to student \*  
Legal Guardian/Ed Ri

Does the student live with this parent/legal guardian/caregiver? \*  
 Yes  
 No

Work Address City

← Previous Save Draft Next →

- The **Parent/Legal Guardian** section will automatically populate Name, last name, and relationship to student.
- If edits are required, provide the school with the appropriate documentation to update
- Complete all required sections with an asterisk (\*)

1 Student Information 2 Student Address 3 Parent/Legal Guardian 4 Emergency Contacts 5 Family Member

Emergency Contacts

State ZIP Code

Select

Contact Method

Email \* Home phone number \* Cell phone number \* Work phone number

I authorize receiving text messages and understand that I am responsible for all text related charges.

Indicate which phone to call for each message type

<b>Emergency *</b> <input type="checkbox"/> Home phone number <input checked="" type="checkbox"/> Cell phone number <input type="checkbox"/> Work phone number	<b>Attendance *</b> <input type="checkbox"/> Home phone number <input checked="" type="checkbox"/> Cell phone number <input type="checkbox"/> Work phone number	<b>General information *</b> <input type="checkbox"/> Home phone number <input checked="" type="checkbox"/> Cell phone number <input type="checkbox"/> Work phone number
---	--	---

← Previous Save Draft Next →

- Click **Next** to proceed to the next section

## Section 4: Emergency Contacts

1 Student Information 2 Student Address 3 Parent/Legal Guardian 4 Emergency Contacts 5 Family Member

Emergency Contacts

In a major emergency, it is school district policy to retain students at school for their safety. To the principal: In case you are unable to reach me during any emergency, you are authorized to contact and, if necessary, release my child to any of the following (other than parents/legal guardians/caregivers):

Contact 1 + Click here to add additional emergency contact \*

\* Indicates required field.

First name \* Last name \* Middle name Relationship \*  
 Home phone number Cell phone number \* Work phone number

Contact 1 Contact 2 Delete + Click here to add additional emergency contact

Previous Save Draft Next →

- Complete all required **Emergency Contacts** sections with an asterisk (\*)
- Add an emergency contact
- Click on the plus icon (+) to add additional contacts
- Click on the trash bin icon **Delete** to remove any contacts
- Click **Next** to proceed to the next section

## Section 5: Family Member

1 Student Information 2 Student Address 3 Parent/Legal Guardian 4 Emergency Contacts 5 Family Member 6 Military Connected Family

Family Member

Removal of any existing family member must be done directly at the school.  
 Please add any school aged children living in household with same parent(s)/legal guardian(s)/caregiver(s) (include brothers, sisters, cousins)

+ Click here to add school aged children living in household

+ Click here to add school aged children living in household

Family Member 1 Delete

Please complete and submit the form below. \* Indicates required field.

Last name \* First name \* Grade  
 Homeroom Relationship to student \*  
 Select

Previous Save Draft Next →

- Complete all required **Family Member** sections with an asterisk (\*)
- Add school aged children living in the household
- Click on the plus icon (+) to add more children
- Click on the trash bin icon **Delete** to remove any contacts
- Click **Next** to proceed to the next section

## Section 6: Military Connected Family

Military connected family

Military connected family:  
In efforts to provide resources and support to military connected students and their families, please respond to the following:  
Immediate family member in the military (Active Duty, Guard, Reserve, or Veteran)? \*

Yes  
 No

Relationship to student \*  
Select

Military Branch \*  
Select

Status \*  
 Active Duty  
 Guard  
 Reserve

Currently deployed? \*  
 Yes  
 No

- Complete all required **Military Connected Family** sections with an asterisk (\*)
- If **Yes** applies, complete the remaining sections with an asterisk (\*)

## Section 7: Health Information

Health Information

Does the student have health insurance? \*

Yes  No

Health insurance type: \*

Private Health Insurance  
 Medi-Cal  
 Healthy Families

1. Private health insurance name \*  
Select

Group number \*  
Select

2. Private health insurance name (if covered under more than one plan)  
Select

Group number  
Select

Name of doctor/medical office \*  
Phone number of doctor/medical

- Complete all required **Health Information** sections with an asterisk (\*)
- If **Yes** applies, complete the remaining sections with an asterisk (\*)

- If a section does not apply, indicate **None**

Health Information

List any medical condition which restricts physical activity or requires special attention. Include conditions allergies such as peanut and bee stings if none, please indicate "none". \*

My child is allergic to the following medications. If none, please indicate "none". \*

My child currently takes the following medications. If none, please indicate "none". \*

Does the student have health insurance? \*

Yes  No

← Previous Save Draft Next →

- Click **Next** to proceed to the next section

## Section 8: Student Housing Questionnaire



Student Housing Questionnaire (SHQ)

The McKinney-Vento Homeless Assistance Act, part of Every Student Succeeds Act (ESSA), entitles all school-aged children experiencing homelessness access to the same free, appropriate public education that is provided to non-homeless youth. Schools are required to remove barriers to enrollment, attendance, and academic success of students experiencing homelessness. To determine eligibility please complete this form. For additional information, please contact the Homeless Education Office at (202) 202-7538.

Is the student currently living in one of the Nighttime Residence options listed below? \*

- Shelter (i.e. Homeless Domestic Violence, etc.)
- Motel or Hotel
- Storage (unconverted)
- Car, trailer, or campsite
- Temporarily in another family's house or apartment
- Temporarily with an adult that is not the parent or guardian
- Transitional Housing Program
- Trailer/motor home on private property
- Other places NOT designated for or ordinarily used as a regular sleeping accommodation for human beings

Yes  
 No

← Previous Save Draft **Next →**

- Complete all required **Student Housing Questionnaire** sections with an asterisk (\*)

- If **Yes** applies, complete the remaining sections with an asterisk (\*)

- Click **Next** to proceed to the next section

## Section 9: Migrant Education Program Family Work Questionnaire



Migrant Education Program Family Work Questionnaire

Has the student's parent or legal guardian worked in one or more of the following industries in the last three years (agriculture, dairy, fishery, food process/packing, or livestock)? If yes, you will be contacted at home regarding the Migrant Education Program and whether your child may qualify for its free academic assistance and health benefits. \*

Yes  
 No

← Previous Save Draft **Next →**

- Complete all required **Migrant Education Program Family Work Questionnaire** sections with an asterisk (\*)

- If **Yes** applies, complete the remaining sections with an asterisk (\*)

- Click **Next** to proceed to the next section

## Section 10: American Indian/Alaskan Native and Indigenous Family Questionnaire



American Indian/Alaskan Native and Indigenous Family Questionnaire

Do you identify yourself or your child as American Indian/Alaskan Native or one from an Indigenous Community or Nation from Mexico, Central or South America including but not limited to Tongva, Totonaka, Nohvojo (Diné), Zapotec, Maya, Lenca, K'iche', First Nations, etc.? \*

Yes  
 No

Please provide the following information.

What is the best time to call you? (check all that apply) \*

8am - 12pm  
 12pm - 5pm  
 5pm - 8pm

My child is (check any that apply): \*

Enrolled and a member of a federally or state recognized tribe, or the child or grandchild of a member of a federally or state recognized tribe. Complete the federal ED 505 form included in the enrollment packet or visit the Title VI website to complete the ED 505 form to ensure we provide Title VI services to eligible students.  
[www.doe.mass.edu/titlevi/](https://www.doe.mass.edu/titlevi/)

← Previous Save Draft **Next →**

- Complete all required **American Indian/Alaskan Native and Indigenous Family Questionnaire** sections with an asterisk (\*)

- If **Yes** applies, complete the remaining sections with an asterisk (\*)

- Click **Next** to proceed to the next section

## Section 11: Device Opt-Out Form

The screenshot shows a progress bar at the top with 12 steps. Step 11, 'Device Opt-Out Form', is highlighted. Below the progress bar, the form content is visible, including two options for taking the device home and an acknowledgment of internet risks.

- Complete all required **Device Opt-Out Form** sections with an asterisk (\*)

This screenshot shows the detailed content of the Device Opt-Out Form. It includes two options: 'Option 1 - Opting In' and 'Option 2 - Opting Out'. Each option has a text area for the user to provide information. At the bottom, there are 'Previous', 'Save Draft', and 'Next' buttons. The 'Next' button is highlighted with a yellow box and a yellow arrow.

- Click on either **Option #1** or **Option #2**

- Click **Next** to proceed to the next section

## Section 12: Household Size and Income Information

The screenshot shows the 'Household Size and Income Information' form. It has two main sections: '1. Please select the total number of adults and children living in your household' and '2. Enter total MONTHLY household income'. The first section has a dropdown menu. The second section has a text input field for income and radio buttons for 'No income' and 'Decline to complete'. Below the second section, there are two lists: 'Total household income includes' and 'Total household income does NOT include'. At the bottom, there are 'Previous', 'Save Draft', and 'Next' buttons. The 'Next' button is highlighted with a yellow box and a yellow arrow.

- Complete all required **Household Size and Income Information** sections with an asterisk (\*)

**Note:** Completing the Household Income Form (HIF) for every child enrolled at LAUSD entitles schools to receive additional Federal and State funding

- Click **Next** to proceed to the next section

## Submit an Application

Section 1 Student information [Edit](#)

Legal last name:	Smith	Preferred last name:	
Legal first name:	Alex	Preferred first name:	
Legal middle name:		Preferred middle name:	
Home phone number:	888-888-8888		
Date of birth:	01/02/2019		
Enrolling in grade:	1		
Legal sex:	Male		
Gender:	Male		

- Review the application
- Click on pencil icon **Edit** to make any necessary changes to any section

Signature

**AUTHORIZATION FOR EMERGENCY MEDICAL TREATMENT**

The undersigned, as parent/legal guardian of, **NATHAN ALEXANDER GARCIA** a minor, hereby authorizes the principal or designee, into whose care the student has been entrusted, to consent to any X-ray examination, anesthetic, medical or surgical diagnosis, treatment, and/or hospital care to be rendered to the student upon the advice of any licensed physician and/or dentist. It is understood that this authorization is given in advance of any required diagnosis, treatment, or hospital care and provides authority and power to the Los Angeles Unified School District ("District") to give specific consent to any and all such diagnosis, treatment, or hospital care which a licensed physician or dentist may deem necessary. This authorization is given in accordance with Section 49407 of the California Education Code, and shall remain effective until revoked in writing and delivered to the District. I understand that the District, its officers and its employees assume no liability of any nature in relation to the transportation of the student. I further understand that all costs of paramedic transportation, hospitalization, and any examination, X-ray, or treatment provided in relation to this authorization shall be my sole responsibility as the student's parent/guardian.

I CERTIFY THAT I HAVE READ AND UNDERSTOOD THIS FORM AND DO HEREBY GIVE MY AUTHORIZATION FOR EMERGENCY MEDICAL TREATMENT, AND THAT ALL OF THE INFORMATION I HAVE PROVIDED ON THIS FORM IS TRUE AND CORRECT. \*

I understand that the District reserves the right to verify the above listed residence information. \*

[View Parent Student Handbook](#)

I acknowledge that I have reviewed the Parent Student Handbook. \*

Full name \*  Relationship to student \*

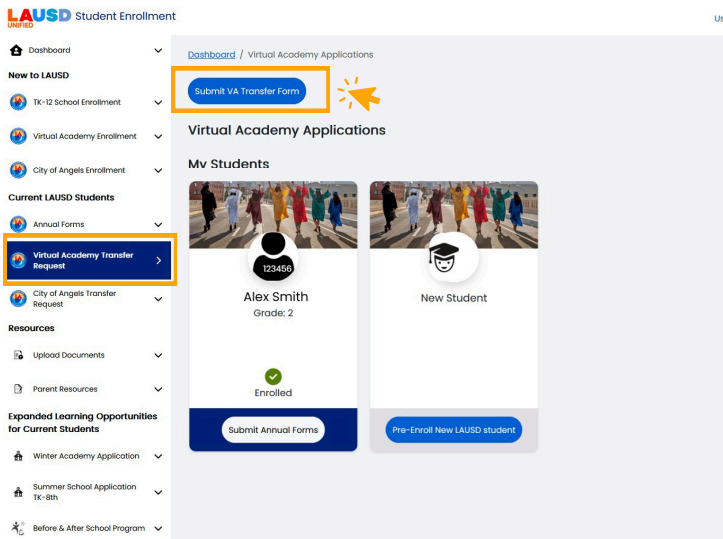
**Submit**

- Read the **Authorization** section
- Click on the required **boxes** with an asterisk (\*)
- Enter parent **Full Name** and **Relationship to the Student**
- Click the **Submit** Button
- **Note:** changes may be made until the indicated date.

An email conformation will be sent after submitting and when application status is updated by staff.

# Virtual Academy Transfer Request

## Submit Virtual Academy Transfer Form



- Select **Virtual Academy Transfer Request**
- Click **Submit VA Transfer Form**

## Start a New Application

A screenshot of a 'Start new application' modal window. It features two dropdown menus: 'School year \*' and 'Student \*', both with 'Select' text and highlighted with orange boxes. Below the dropdowns is a note: 'Note: If any currently enrolled LAUSD student is not listed, [click here](#) to add/link student to your account. Need to enroll your child in a LAUSD school? [Click here](#)'. At the bottom right, there are two buttons: 'Cancel' and 'Continue', with the 'Continue' button highlighted in blue.

- Select **School year** from drop down menu
- Select **Student** from drop down menu

# Completing and Submitting Transfer Request

Los Angeles Unified School District  
Student Transfer Request for Virtual Academy  
2024-2025

Enrollment in online independent study in L.A. Unified's Virtual Academy is voluntary. Each student will be matched with a highly qualified, fully credentialed teacher/mentor and will complete synchronous learning each morning and work independently to complete assignments the rest of the day. Please visit <https://achieve.lausd.net/virtualacademy> to learn more about Virtual Academy and then download and review the Online Independent Study Family Guide to help you determine if online independent study is a good fit for your family.

For students with IEPs, a team meeting to consider and a decision to offer virtual academy as FAPE (Free Appropriate Public Education) is required prior to enrollment.

**Please acknowledge the following: \***

I have downloaded and reviewed the Online Independent Study Family Guide with sample Master Agreement and Record of Assignment and I wish to proceed with enrolling my student in Los Angeles Unified, City of Angels, Independent Study Program.

Student ID *	0123456	First name *	ALEX
Last name *	SMITH	Current school grade level *	2nd
Current school of attendance *	SUNSHINE ELEMENTARY	Apt/unit	
Student home address *	333 S. BEAUDRY AVE.	State *	Select CA
City *	LOS ANGELES	ZIP Code *	90017
Phone Number *	-213 241-1000		

To help LAUSD assign you to the location nearest your residence, please select the area you would like to attend, numbers from 1 - 4; every applicable option box must contain a number. EXAMPLE: #1 = first choice, #2 = second choice, etc. We will take into account your preferences, but placement will be made based on availability.

1	North *
3	South *
2	East *
4	West *

LAUSD also offers traditional independent study at City of Angels. You can learn more and enroll at City of Angels by visiting <https://www.cityofangelschool.org>.

After submitting your request, you will have until 05/26/2025 to make any changes.  
1056



Thank you for submitting your request!

Student Transfer Request for Virtual Academy 2024-2025

ID #: [REDACTED]

You will receive an email confirmation when your child has been assigned to a Virtual Academy school.

You will have until 05/27/2025 to make any changes or cancel your request.

[Return to home page](#)

- Read the **Student Transfer Request for Virtual Academy**

- Click to complete the **acknowledgement**

- Complete all required **Student Information** sections with an asterisk (\*)

- Complete and rank **(1-6) the Virtual Academy preference**

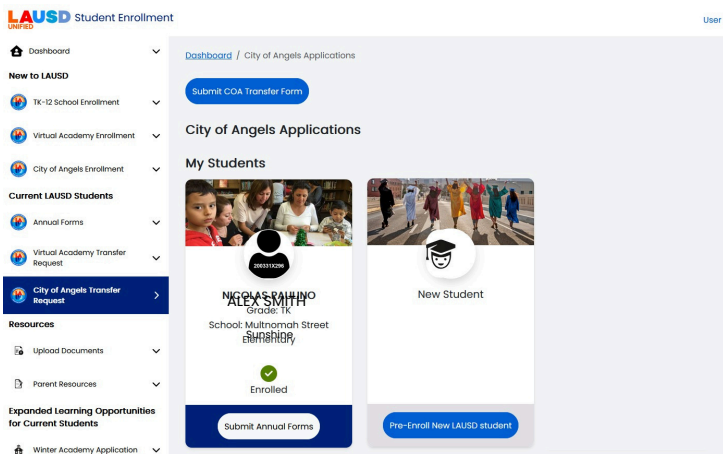
- Click the **Submit** Button
- An email confirmation will be sent after submitting and when application status is updated by staff.

**Note:** changes may be made until the indicated date.

- A submission ID # will be provided

# City Of Angeles Transfer Request

## Submit Transfer Form



- Select **City Of Angeles Transfer Request**
- Select **Submit COA Transfer Form**

## Start a New Application

The screenshot shows a 'Start new application' dialog box. It has two dropdown menus: 'School year \*' and 'Student \*'. Both dropdown menus are highlighted with a yellow border. Below the dropdowns, there is a note: 'Note: If any currently enrolled LAUSD student is not listed, [click here](#) to add/link student to your account. Need to enroll your child in a LAUSD school? [Click here](#)'. At the bottom right, there are two buttons: 'Cancel' and 'Continue'. The 'Continue' button is highlighted with a yellow border.

- Select **School year** from drop down menu
- Select **Student** from drop down menu

# Completing and Submitting Transfer Request

Los Angeles Unified School District  
Student Transfer Request for City of Angels  
2024-2025

City of Angels School (COA) is an Independent Study (IS) school for the Los Angeles Unified School District (LAUSD) and offers K-12 students a full-time educational program through weekly appointments. Students at City of Angels School must meet a minimum of one hour per week with their assigned teacher and receive on average 30 hours of work to complete at home. It is designed for students with special interests and abilities, scheduling problems, or individual needs that cannot be accommodated in the traditional school setting. We provide a highly flexible, supportive, and individualized program of instruction and counseling to assist students in the completion of their education. City of Angels offers classes that fulfill the A-G UC and CSU general education requirements and is fully accredited by the Western Association of Schools and Colleges (WASC). Our students graduate and can attend universities, community colleges and/or enter the workforce in the same manner as students who graduate from traditional instructional settings.

**Please acknowledge the following: \***

I have downloaded and reviewed the Online Independent Study Family Guide with sample Master Agreement and Record of Assignment and I wish to proceed with enrolling my student in Los Angeles Unified, City of Angels, Independent Study Program.

Student ID *	0123456	First name *	ALEX
Last name *	SMITH	Current school grade level *	2nd
Current school of attendance *	SUNSHINE ELEMENTARY		
Student home address *	333 S. BEAUDRY AVE.	Apt/unit	
City *	LOS ANGELES	State *	Select CA
		ZIP Code *	90017
Phone Number *	-213 241 1000		

To help LAUSD assign you to the location nearest your residence, please select the area you would like to attend, numbers from 1 - 4; every applicable option box must contain a number. EXAMPLE: #1 = first choice, #2 = second choice, etc. We will take into account your preferences, but placement will be made based on availability.

1	North *
3	South *
2	East *
4	West *

LAUSD also offers traditional independent study at City of Angels. You can learn more and enroll at City of Angels by visiting <https://www.cityofangels.school.org>.

After submitting your request, you will have until 05/26/2025 to make any changes.  
1056



Thank you for submitting your request!

Student Transfer Request for Virtual Academy 2024-2025

ID #: [REDACTED]

You will receive an email confirmation when your child has been assigned to a Virtual Academy school.

You will have until 05/27/2025 to make any changes or cancel your request.

[Return to home page](#)

- Read the **Student Transfer Request for City Of Angels**

- Click to complete the **acknowledgement**

- Complete all required **Student Information** sections with an asterisk (\*)

- Complete and rank (1-6) the **Virtual Academy preference**

- Click the **Submit** Button
- An email confirmation will be sent after submitting and when application status is updated by staff.

**Note:** changes may be made until the indicated date.

- A submission ID # will be provided

## Add Student/Link Student to a Parent Account

Start new application

School year \*  
Select

Student \*  
Select

Note: If any currently enrolled LAUSD student is not listed, [click here](#) to add/link student to your account. Need to enroll your child in a LAUSD school? [Click here](#)

Cancel Continue

- To add/link student to a parent account select click here.
- Refer to the quick guide for linking student to Parent Portal by visit [families.lausd.org](https://families.lausd.org)

## Enroll Your Child in a LAUSD School

Start new application

School year \*  
Select

Student \*  
Select

Note: If any currently enrolled LAUSD student is not listed, [click here](#) to add/link student to your account. Need to enroll your child in a LAUSD school? [Click here](#)

Cancel Continue

To start a new enrollment select “Click here” highlighted in orange

LAUSD Student Enrollment

Dashboard / City of Angels Enrollment / Form

Student Information

Please complete and submit the form below: \* indicates required field.

First name \* Last name \* Middle name

Preferred name (if applicable)  
First name Last name Middle name

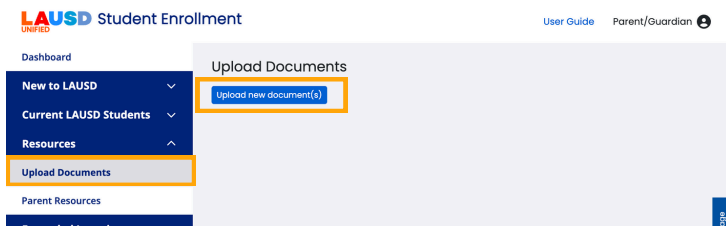
Date of birth \* Home phone number \* School year \* Enrolling in grade \*

Save Draft Next

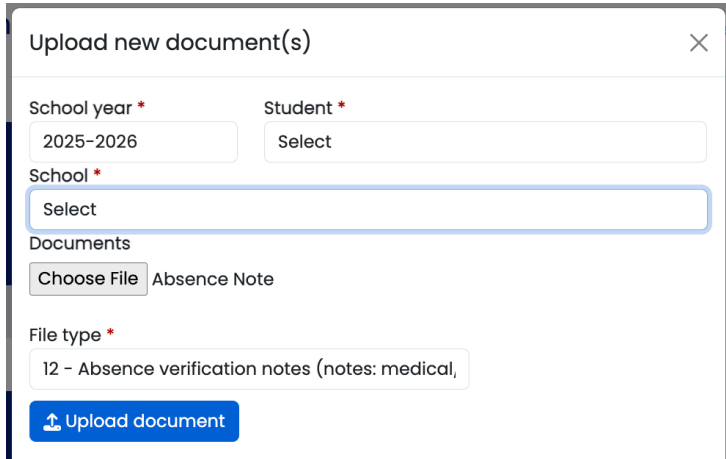
This start new application window requires parent to complete

# Resources

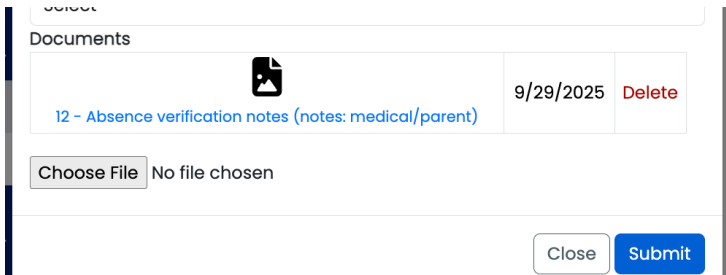
## Upload Documents



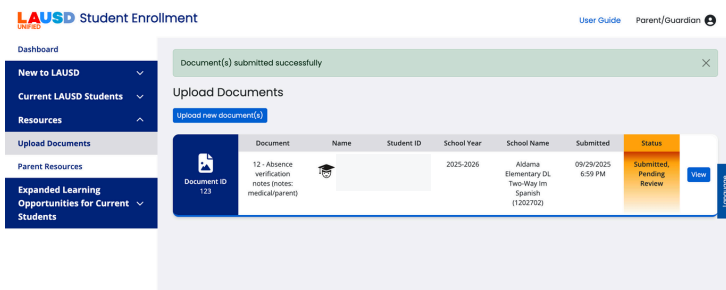
- Select **Upload Documents**
- Click on **Upload new document(s)**



- Complete all required sections with an asterisk (\*)



- Click on **Choose File** and select the document from the your computer
- Click on **Upload Document**
- Click **Delete** to remove the document
- If additional documents need to be uploaded, click on Choose File and repeat the process
- Click on **Submit** button



- The uploaded document(s) will display in order of submission.

# Resources

## Parent Resources

- Click on the **Resource Card** to review each resource
- Each card will either download or redirect to an LAUSD program website

### Dashboard

New to LAUSD



Current LAUSD Students



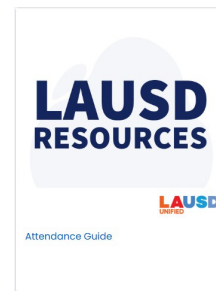
Resources



### Upload Documents

Parent Resources

Expanded Learning  
Opportunities for Current  
Students



## **EXPANDED LEARNING OPPORTUNITIES FOR CURRENT STUDENTS**

- **Home based Virtual Tutoring**
- **Program Winter Academy**
- **Application Summer School**
- **Application TK–8th Before and**
- **After School Program**

**Coming Soon!**