



Restorative Justice Program

Student Health and Human Services – Restorative Justice

Deborah D. Brandy, Director

May 10, 2018





Restorative Justice Program

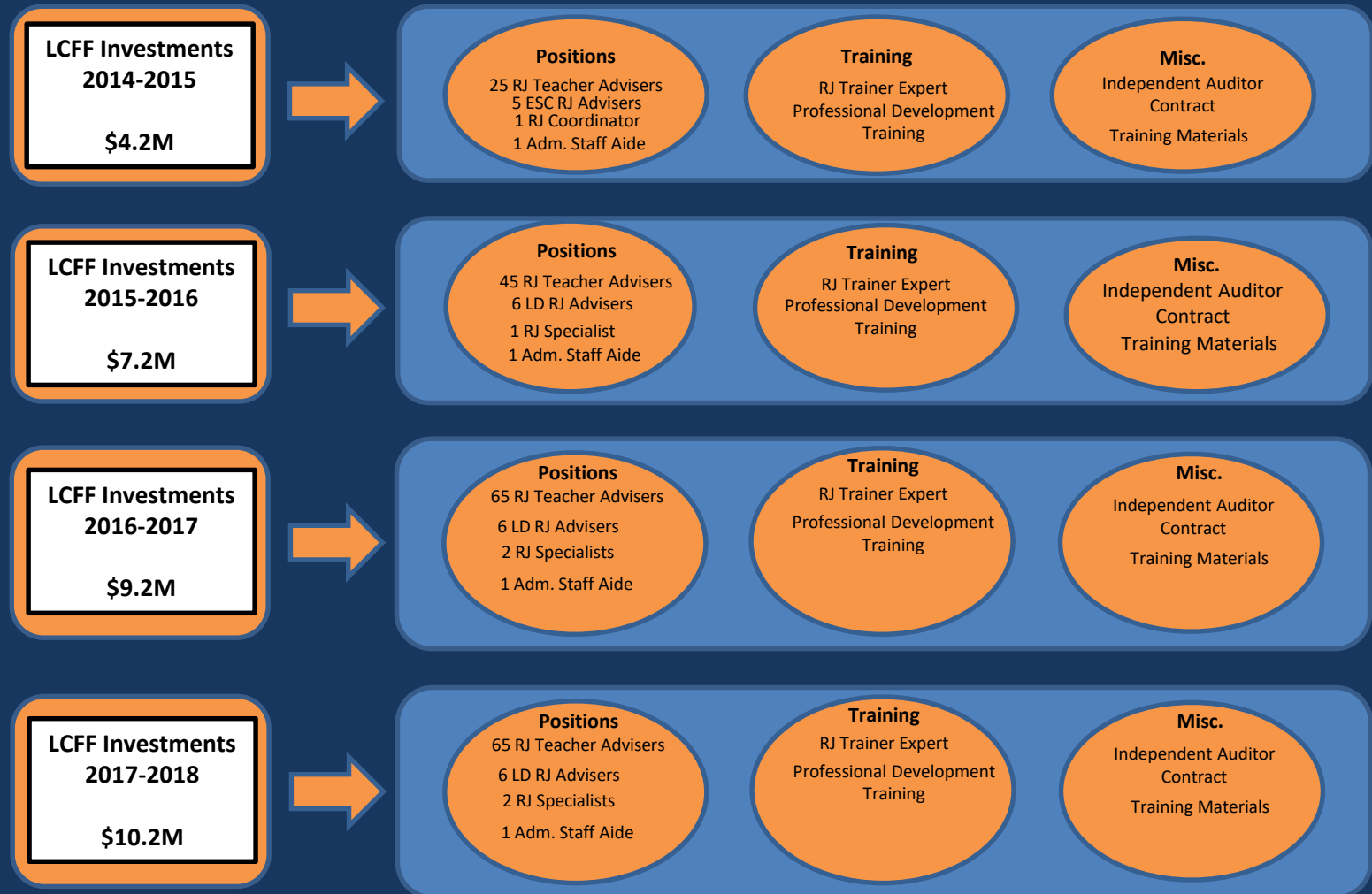
Program Focus

All schools are responsible for adopting, implementing, and maintaining a positive school culture and climate aligned to the with the District's Discipline Foundation Policy: School-Wide Positive Behavior Intervention Support. Restorative Justice is a philosophy and an approach to discipline that moves away from traditional discipline towards restoring a sense of harmony and well-being for all those affected by a hurtful act.

- Tier I focuses on relationships through the practice of community building circles.
- Tier II focuses on repairing harm, accountability, and making things as right as possible.
- Tier III focuses on re-integrating students to the school setting after suspensions or other absences.



LCFF Restorative Justice Investment





2017 – 2018 Targets

What is Expected of Us?



.35%

Single Student
Suspension Rate

2016-17: 0.4%



5,667

Instructional Days
Lost to Suspension

2016-17: 6,097



.01%

Student Expulsion
Rate

2016-17: .0.01%



80%

Percentage of Students
who feel Safe at School

2016-17: 76%



88%



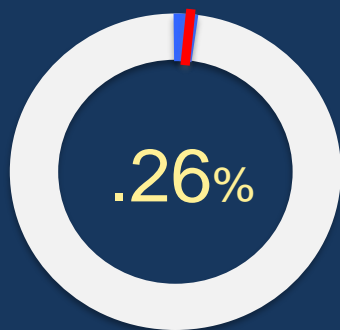
Percentage of Schools Implementing the
Discipline Foundation Policy

2016-17: 76%



2017 – 2018 Outcomes

What is Our Current Status?



**Single-Student
Suspension Rate**

Percentage of students who received one or more suspensions during the school year

Expected Target 2017-18 was
0.35%

ON-TRACK

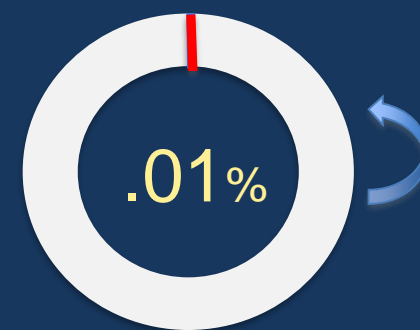


**Instructional Days
Lost to Suspension**

Number of out-of-school suspension days given to TK-12 students during the school year

Expected Target 2017-18 was **5,667**

ON-TRACK



**Expulsion
Rate**

Percentage of students Expelled during the school year.

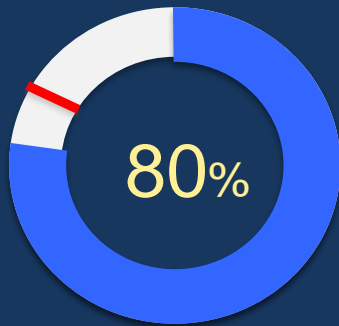
Expected Target for 2017-18 is
0.01%

ON-TRACK



2017 – 2018 Outcomes

What is Our Current Status?

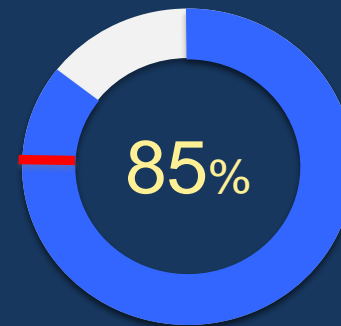


Discipline Foundation Policy Implementation

Percentage of Schools Ensuring
Effective and Fair Handling of Student
Behavior as Measured by the DFP

Expected Target 2017-18 is 88%

ON
TARGET




Student Perception on School Safety

Percentage of students who feel safe at
school as measured by the School
Experience Survey

Expected Target 2017-18 is 80%

MONITORING



2017-18 Actions

Targeted Efforts

- Comprehensive Restorative Justice training, monitoring and support for all schools
- School-Wide Positive Behavior Intervention and Support Task Force Committee
- Online Discipline Foundation Policy (DFP), Rubric of Implementation (ROI) resources and online discipline data.
- Independent auditor Educational Resource Consultants

Thank you!

Questions and Answers