

CSAC



CALIFORNIA
STUDENT AID
COMMISSION

State Priority Deadline Extended!

**DEADLINE
EXTENDED!**

**02
MAY**

**APPLY TODAY FOR PRIORITY
CAL GRANT & MIDDLE CLASS SCHOLARSHIP
CONSIDERATION!**


<http://castudentaid.org/applynow>

CALIFORNIA
STUDENT AID
COMMISSION


Submit a FAFSA or
CA Dream Act
Application
(CADAA)
by May 2, 2024

CSAC Updates

- Race to Submit Dashboard
 - TBD
- Late GPA Appeals are open through 5/16/24
- WebGrants Reports
 - Financial Aid App Status Report
 - Edit GPAs through 4/30/24
 - GPA Matching open through 9/30/24
- Applications received to-date:
 - FAFSA: 1.2+ million
 - CADAA: 22,000+
 - CADAA MSF: 240+



OPERATIONS MEMO
Update from the California Student Aid Commission



March 21, 2024GOM 2024-12

TO: High School Counselors

FROM: Tae Kang *Tae Kang*
Deputy Director, Program Administration & Services Division

SUBJECT: **Cal Grant – Late GPA Appeal Process for High Schools**

This Operations Memo from the California Student Aid Commission (Commission) explains the Late Cal Grant Grade Point Average (GPA) appeal process for high schools and students who missed the March 2, 2024*, filing deadline.

Late GPA Appeal Process – Submitted by School(s)

- Submit an appeal on school letterhead and include the following:
 - School code
 - School contact information
 - Brief explanation of why the submission deadline was missed
 - If appealing for a few students, include the following on your appeal letter (no need to attach excel or .txt file)
 - Student name
 - DOB
 - Address
 - SSID (if applicable)
 - GPA
 - Graduation date (Month/Year)
 - **Send all appeal letters to schoolsupport@csac.ca.gov.**
- If appealing for an entire school or many students, submit the [Non-SSN GPA Template Excel file](#) through *Secure File Transfer* (WebGrants > Data Transfer > File Upload > Select “Secure File Transfer”). If submitting through this method, please state so on your appeal letter.
 - If you do not have access to upload via *Secure File Transfer*, send a password protected document via e-mail. Please include the password for your file in your appeal letter.

Late GPA Process – Submitted by Student(s)

State regulations allow Cal Grant applicants to appeal the late submission of their Cal Grant GPA if circumstances beyond their control delayed or prevented them from submitting a verified GPA by the March 2, 2024, filing deadline.

P.O. Box 419027, Rancho Cordova, CA 95741-9027 Website: www.csac.ca.gov

FAFSA Updates

Recent News

- 8+ million ISIRs processed by Federal Student Aid (FSA)
- 1-3 days processing time for new applications
- Student-initiated corrections now available!
 - Add missing signatures
 - Update answers to questions

Outstanding issues

- Identity Verification processing time
- Manual entry of tax information for non-SSN contributors
- Some students cannot make corrections

A Better 2024-25 FAFSA® Form
The 2024-25 FAFSA form is now available. We've started sending submitted applications to colleges and states. Learn more about 2024-25 FAFSA updates.

2024-25 FAFSA® Form
[Start New Form](#) [Access Existing Form](#)

Need to access last year's form? [Start or Edit a 2023-24 FAFSA Form](#)

Check FAFSA® Deadlines for the State You Live In
Some states and colleges use information from the FAFSA form to determine your eligibility for their grants, scholarships, and loans. Check your state's deadlines here!
[View All FAFSA Deadlines](#)

Who should complete the FAFSA® form?
Any student, regardless of income, who wants to be considered for federal, state, and school financial aid programs. This includes grants, scholarships, work-study funds, and loans.

How long will it take?
It takes most people less than one hour to fill out the FAFSA form, including gathering any personal documents and financial information needed to complete it.

What do I need?

- Verified account username and password (FSA ID)
- Parent or spouse contributor name, date of birth, Social Security number, and email address
- Income and asset information (if required)

What is the FAFSA® form?
Colleges and career schools use the FAFSA form to determine how much financial aid you're eligible to receive, which could include grants, scholarships, work-study funds, and loans.
You must apply for aid every year, but with the right information in hand, it's easy.
In our short video, learn what the FAFSA form is, what to expect when filling it out, who should help you, and more.

What Is FAFSA®?
What is FAFSA® and why is it important?
[Watch on YouTube](#)

Paper FAFSA



CSAC and the US Department of Education do not recommend a paper FAFSA.

- There is no tracking mechanism
- Identity verification will still be required
- Paper FAFSAs will not get processed until after electronic FAFSAs are processed
- There is no training on paper FAFSA, so professionals are less able to help students and families
- If the student already did a paper FAFSA, should the student do an online FAFSA?
 - It depends on college deadlines and submission dates
 - Online FAFSAs submitted *after* the paper application will replace original paper application submission date with the later online submission date

FAFSA® Form July 1, 2024 – June 30, 2025
Free Application for Federal Student Aid **Federal Student Aid**
An OFFICE of the U.S. DEPARTMENT of EDUCATION

Use this form to apply free for federal and state student grants, work-study, and loans. Or apply free online at fafsa.gov.

Apply by the Deadlines

For federal aid, submit your application as early as possible, but no earlier than **December 2023**. We must receive your application no later than **June 30, 2025**. Your college must have your correct, complete information by your last day of enrollment in the 2024–25 school year.

For state or college aid, the deadline may be as early as December 2023, and you may need to complete additional forms. Check with your high school counselor or a financial aid administrator at your college. See the state deadlines on page 2. If you are applying close to a deadline, we recommend you submit your FAFSA form online at fafsa.gov. It's the fastest and easiest way to apply for aid.

Fill Out the FAFSA® Form

The FAFSA form has five sections: Student, Student Spouse, Parent, Parent Spouse or Partner, and Preparer. To determine who needs to provide their information, consult "Who must provide information on the FAFSA form?", on page 3.

You may fill the answer fields electronically and then print the form, or print the form first and complete it by hand. If you complete the form by hand, use dark ink and write clearly, as shown below. A computer will process this form; therefore:

- Fill in both circle and square answer fields completely. Correct ☒ ☒ Incorrect ☐ ☐ ☐ ☐
- For circle answer fields, choose only one response; for square answer fields, choose all that apply: ☐ ☒ ☐ ☐ ☐ ☐
- Print in BLOCK CAPITAL letters and skip a box between words; for multi-line responses, wrap any incomplete words onto next line:

1	4	1	6		P	L	U	M	S
T	A	P	T	4					

 Confine on next line.
- Report dollar amounts such as \$12,356.41 without cents; if negative, completely fill the circle (⊖) before the answer box: ⊖ \$

				1	2	3	5	6
--	--	--	--	---	---	---	---	---

Refer to the notes on pages 21–22 as instructed.

For help in filling out the FAFSA form, go to StudentAid.gov/fafsa/help or call 1-800-4-FED-AID (1-800-433-3243). If you need assistance in another language, visit StudentAid.gov/apply-for-aid/fafsa/filling-out/request-interpreter.

Special Circumstances

If you or your family experienced significant changes to your financial situation (such as loss of employment or pay cuts), or other special circumstances (such as tuition expenses at an elementary or secondary school or high unreimbursed medical or dental expenses), complete and submit this form as instructed. Once you submit the form, discuss your special circumstances with the financial aid office at the college(s) you applied to or plan to attend.

Mail Your FAFSA® Form

After you complete this application, make a copy of pages 7 through 20 for your records. Then mail the original of pages 7 through 20 to:

Federal Student Aid Programs, P.O. Box 70204, London, KY 40742-0204

Extra postage will be required. After your application is processed, you will receive a summary of your information in your FAFSA Submission Summary. If you provide an email address, your summary will be sent by email within three to five days. If you do not provide an email address, your summary will be mailed to you within three weeks. If you would like to check the status of your application, go to StudentAid.gov or call 1-800-433-3243.

FAFSA is a registered trademark of Federal Student Aid, U.S. Department of Education.

2024–25 FAFSA® Form

1

Non-SSN Contributor Resources

California Student Aid Commission (CSAC)

[CA Non-SSN Contributor email list](#)

[CA Non-SSN Contributor Tip Sheet](#)

[Application Conversion Form](#)

US Department of Education (USED)

[FAFSA Contributor Updates & email list](#)

[How to Submit the 2024-25 FAFSA Form if Your](#)

[Contributor Doesn't Have an SSN](#)

[Attestation & Verification Form](#)

[Acceptable Identification](#)

California Non-SSN Contributor Tip Sheet

The FAFSA is experiencing several issues for contributors without SSNs. Should the student wait to start the FAFSA?



CSAC recommends that students begin the FAFSA and complete the student section as soon as possible. The most important thing is to get the application started, and once the student has completed and submitted their section, advise them to save their confirmation email.

Federal Student Aid (FSA) have announced that they will resolve FAFSA submission issues for students who have a contributor without an SSN in the first half of March. At that time, FSA indicates that students will be able to submit a fully completed FAFSA that includes contributor information.

Student's contributor does not have an SSN and needs to create a [StudentAid.gov](#) account.

The contributor without an SSN can make a StudentAid.gov account to contribute to the student's FAFSA. They may be asked to verify their identity through a series of questions. In case these questions do not appear, or the contributor is unable to answer the questions correctly, they will be instructed on the next steps to verify their identity.

Should the contributor use their Deferred Action for Childhood Arrivals (DACA) or work-authorized Social Security Number to create a StudentAid.gov account?

CSAC has been advised that a contributor can enter their DACA/work-authorized SSN



when creating their StudentAid.gov account. However, an Individual Taxpayer Identification Number (ITIN) should not be used when creating a StudentAid.gov account.

Student's contributor does not have an SSN and has started the StudentAid.gov account setup process. Now FSA is requiring identity verification. What are the contributor's next steps?

- If the contributor is required to verify their identity for their StudentAid.gov account, they are instructed to call the Federal Student Aid Information Center (FSA IC) at 800-433-3243 and request a case number
 - » FSAIC is experiencing high call volumes, so CSAC recommends the contributor utilize the [FSAIC Email Contact form](#) to request a case number.
 - » FSA is making improvements to the StudentAid.gov account creation process for those without SSNs to ensure a faster and smoother experience.
- The contributor will be asked to submit an Attestation Form (available in both [English](#) and [Spanish](#)) with supporting documentation.
- Contributors should NOT submit an Attestation Form or documentation to FSA until they have a case number; we have been advised that documents without a case number will not be processed.

CADAA Updates

New CADAA Option for Mixed Status Families

- New option for FAFSA-eligible students with non-SSN contributors
- Opened on April 9, 2024
- Ensures student meets the May 2nd state **priority deadline**
- Provides a **Student Aid Index (SAI)** for estimated financial aid package purposes

Status of CADAA Applications


- Cal ISIRs being sent to schools this week
- Students may log in to make corrections at any time
- AB 540 Affidavits available for downloading/printing soon



Recognizing Current Barriers for Impacted Families

New CADAA Option for Mixed Status Families (MSF)

- Why New CADAA Option for Mixed Status Families
- How to file the CADAA
- Application Conversion



New CADAA Option for Mixed Status Families







- CSAC is opening the California Dream Act Application for **first-time filers** who are also from mixed status families
- Completing CADAA now will help the student apply for **state aid and institutional aid**
- The student will **not** be able to apply for federal aid through CADAA
- Complete FAFSA later to be considered for **federal aid**
- The **student will convert their record** from CADAA to FAFSA with CSAC
- Federal aid deadline is June 30, 2025 – **but encourage students to not wait!**


Why Do the New CADAA Option for Mixed Status Families?

- Locks in a submission date for state financial aid
- Receive a Student Aid Index (SAI) and get an estimated award package
- It's an alternate workaround for students facing ongoing problems with FAFSA
- Students will need to take additional steps to complete FAFSA and convert their record
- CADAA can only be sent to California Schools




California Dream Act Application (CADAA)

 CA.GOV | Privacy Policy |

HOME INFORMATION & RESOURCES

California Dream Act Application




STUDENT ACCOUNT

- Submit a CA Dream Act Application
- Update a previously submitted CA Dream Act Application
- Retrieve Username or Password

Login

Need an Account? Click **here** for first-time account registration.



PARENT SIGNATURE

- Reserved for parent(s) ONLY
- Sign your child's CA Dream Act Application

Sign



Student Registration

Registration

STOP! If you already have a CSAC account, do not create a new account. Instead, click [here](#) to Retrieve your User ID and/or Password.

Welcome

Completion of the California Dream Act Application is required to determine state financial aid for eligible California AB 540 students. Your application will be processed by the California Student Aid Commission.

The following questions will determine whether this is the best financial aid application for you or whether you should fill out the Free Application for Federal Student Aid (FAFSA).

Continue

Do you have a social security number?

1

☒ Yes ☐ No

Continue

Student Registration

Did you obtain your social security number after the U.S. Citizenship and Immigration Services (USCIS) granted you Deferred Action for Childhood Arrivals (DACA) status **and** you received your social security number through an Employment Authorization Card **and** your card states it is for work purposes only?

☐ Yes ☒ No

Continue


2

Deferred Action refers to Deferred Action for Childhood Arrivals (DACA). More information on DACA can be found on USCIS website:

<https://www.uscis.gov/humanitarian/consideration-of-deferred-action-for-childhood-arrivals-daca>

and clicking the "Consideration of Deferred Action for Childhood Arrivals Process" link.

Note: If you have Temporary Protected Status or hold a U Visa select "Yes"



Are you a US Citizen (US National) or eligible non-citizen? (see below to check status)

☒ Yes ☐ No

Continue

3

Generally, you are considered an "eligible noncitizen" for financial aid purposes if you:

1. Permanent US resident with a permanent resident card (I-551)
2. Conditional permanent resident with a conditional green card (I-551c)
3. Holder of an Arrival-Departure Record (I-94) from the Department of Homeland Security with the following designations:
 - Refugee
 - Asylum Granted
 - Cuban-Haitian Entrant, Status Pending
 - Victim of human trafficking, T-visa holder (T-2, T-3, or T-4, etc.)

Student Registration

Select "Yes" if one or more of the following apply to you or select "No" if none of these apply.

☒ Yes ☐ No

Continue

- My parent(s) or my spouse/partner do not have a Social Security Number
- My parent(s) or my spouse/partner is encountering errors when applying for a [StudentAid.gov](#) account and they are unable to create an account
- I prefer to complete the California Dream Act Application now and the FAFSA later (read note below)

4

The answers to the above questions will not be shared with any federal agencies or your college. Your answers will allow us to determine if you are eligible to complete the California Dream Act Application in the interim, while the various FAFSA issues are resolved.

Note: As a FAFSA eligible student, you may choose to complete the CADAA due to the issues on the FAFSA, which are preventing your parent(s) or spouse from obtaining a [StudentAid.gov](#) account and thus preventing you from submitting your FAFSA. By choosing to submit the CADAA now and the FAFSA later, your college and CSAC may only be able to provide ESTIMATES of your financial aid, including preliminary state financial aid in the interim. To maximize your consideration for federal financial aid, you will need to eventually submit a FAFSA. You may do so, once the issues that are preventing your parent(s) or spouse/partner from obtaining a [StudentAid.gov](#) account are resolved. You may continue to check the Federal Student Aid **"2024-2025 FAFSA Issues Alerts"** webpage for updates or workarounds. We highly recommend that you sign up for **email notifications** from us about updates to the FAFSA fixes.

Student Registration

Let's Get Started


Please complete the following form in order to continue. The minimum required fields are indicated with a red asterisk, although we recommend completing the entire form in order to expedite your application processing time.

Auto Hint ☒

STUDENT INFORMATION

* Social Security Number

SSN is required

 Do not enter Social Security Numbers beginning with the number "9". Instead, start over and re-read the pre-filtering questions to ensure you are placed on the correct path.


* First Name 

First name is required

Middle Name 

* Last Name 

Last name is required

* Date of Birth 

Date of birth is required

- **Provide SSN** during registration
- Enter legal name, correct address, and date of birth
- Confirm with the high school that they used your legal name when **uploading your GPA**

First Time Filers Only

Account Already Exists



Based on the information you provided, we show you have an existing account from a prior year application. If you were unable to complete a 2024-25 FAFSA and want to apply through the California Dream Act Application (CADAA), the California Student Aid Commission is working towards a solution to allow you to submit this application. We will follow up with you through an email or a phone call once this application is available for you to submit. We are here to help you complete the financial aid process.

If you have any questions, please call our Student Support line at 888-224-7268 for additional help.

Ok

- If student is **not** a first time filer, they will see this pop-up after they enter their SSN
- New CADAA Option for FAFSA Filers is for **first time filers only** at this time
- If a student has filed FAFSA in previous years, they will need to try one of the **FAFSA options**

CADAA

Confirmation Page

Academic Year 2024

✓

Student

✓

Spouse

✓

Parent

✓

Other Parent

✓

Sign & Submit

Signature ✓

Confirmation

CaISAR

2024 - 2025 CA Dream Act Application Confirmation Page

PRINT

WINSTON BISHOP

SSN: XXXXX3289

Transaction Date: 04/10/2024

Transaction Number: 3

Student Aid Index: -1500

Section	Comment Codes
	No further action is needed. See Section III - Next Steps below. 000
I-Action Needed	<div>You indicated that you are an Eligible Non-citizen. As a FAFSA eligible student, you have chosen to complete the CADAA due to the issues on the FAFSA, which are preventing your parent(s) or spouse from obtaining a StudentAid.gov account and thus preventing you from submitting your FAFSA. By choosing to submit the CADAA now and the FAFSA later, your college and CSAC may only be able to provide ESTIMATES of your financial aid, including preliminary state financial aid in the interim. To maximize your consideration for federal financial aid, you will need to eventually submit a FAFSA. You may do so, once the issues that are preventing your parent(s) from obtaining a StudentAid.gov account are resolved. You may continue to check the Federal Student Aid "2024-25 FAFSA Issues Alerts" webpage for updates or workarounds. We highly recommend that you sign up for email notifications from us about updates to the FAFSA fixes.</div> 919

Your application will be sent to the colleges listed on your application within 7- 10 days. Contact your campus Financial Aid or Admissions Office to ask if additional information is needed to determine your financial aid eligibility. The campus may have deadlines that you must meet.

Any aid received can only be used at an eligible California institution. Be aware that the California Student Aid Commission and your college have the authority to request documentation from you or your parents to verify the responses entered on your Dream Application.

Logout

Convert Record to Access Federal Aid



- Students who complete CADAA now should complete FAFSA later
- FAFSA will allow the student to apply for federal aid including Pell Grant, work study, and student loans
- Non-SSN contributors should complete the process for identity verification with StudentAid.gov
- Student and contributor(s) will complete FAFSA and submit it
- Once the student completes the FAFSA, the CADAA record will need to be converted with CSAC
- CSAC will communicate the finalized record conversion process through List Serv

Helpful Resources

Federal Student Aid (FSA) Resources

How to Correct or Update a FAFSA Form

<https://studentaid.gov/apply-for-aid/fafsa/review-and-correct/correct>

How to Submit a FAFSA Form with a Non-SSN Contributor

<https://studentaid.gov/announcements-events/fafsa-support/contributor-social-security-number>

California Student Aid Commission (CSAC) Resources

New CADAA Option for Mixed Status Families

<https://www.csac.ca.gov/cadaa-msf>

FAQs for Mixed Status Families

www.csac.ca.gov/sites/main/files/file-attachments/mixed_status_families_faq.pdf

2024-25 CALIFORNIA FINANCIAL AID DEADLINE EXTENDED TO
MAY 2! APPLY TODAY! >



Login ▾

Contact Us

Language ▾

Search 🔍



STUDENTS

SCHOOLS & COUNSELORS

PROGRAMS

DATA & REPORTS

OUTREACH & MATERIALS

NEWS & EVENTS

ABOUT

STUDENTS

Financial Aid Programs +

How to Apply -

New CADAA for Students
from Mixed-Status Families

Better FAFSA/Better
CADAA FAQs

Undocumented/Dreamer
Students

Appeals

Financial Aid Glossary

Student Forms

Cal Grant FAQ

WebGrants 4 Students

Foster Youth Students

Student Identity Theft +

Contact Us

NEW CADAA FOR STUDENTS FROM MIXED- STATUS FAMILIES



CA Dream Act Mixed Status Families Toolkit

The California Student Aid Commission (CSAC) has opened the California Dream Act Application (CADAA) to students experiencing difficulties with the 2024-25 FAFSA and who meet **all** of the following criteria:

- First-time financial aid applicants who have never applied for financial aid / submitted a FAFSA

New CADAA Option for Mixed Status Families

Better
FAFSABetter
CADAA**Frequently Asked Questions for Mixed Status Families****Am I from a mixed status family?**

A student who is eligible for federal financial aid but has a FAFSA contributor who does not have a Social Security Number is a student from a mixed [immigration] status family. This FAQ is for these students and their families.

Contents

FAQs about FAFSA

How do my parent(s) get a StudentAid.gov account if they do not have a social security number (SSN)?.....

Can my non-SSN contributor use an expired ID?.....

Can my non-SSN contributor use something other than a driver's license for identity verification?.....

How long will it take for a non-SSN contributor to get verified?.....

Can my non-SSN contributor use a DACA SSN account?.....

Do my non-SSN contributors need to submit a signature?.....

Where do I download the signature page for my FAFSA?.....

Will my (or my contributor's) information about immigration be shared with other entities or agencies?.....

What can I do if I am unable to move forward with my FAFSA due to non-SSN contributor issues?.....

FAQs about the New Option for CADAA for Mixed Status Families

Can I complete CADAA if I am still struggling to get my FAFSA verified?.....

What if I have already done a FAFSA in previous years?.....

Can I start the CADAA if I have not yet started my FAFSA?.....

What happens if I complete CADAA instead of FAFSA?.....

Will I still need to complete FAFSA if I complete CADAA?.....

How do I convert my CADAA record to a FAFSA?.....

Better
FAFSABetter
CADAA

Can I submit a paper FAFSA instead of the online form?.....5

FAQs about FAFSA**How do my parent(s) get a StudentAid.gov account (formerly FSA ID) if they do not have a social security number (SSN)?**

Contributors who do not have an SSN will need to do alternate verification. Some contributors will be asked a series of multiple-choice questions about their identity. These questions include former addresses, employers, phone numbers, or banking relationships. If a contributor answers one of these questions incorrectly, they will need to submit documentation to verify their identity. Anyone who does not see the questions in the first place will also need to submit documentation to verify their identity.

Submitting documentation has three steps:

1. Get a case number, which is also called a MANVER number. MANVER stands for Manual Verification. Contributors who started the process before March 5 will need to contact FSA IC by calling 800-433-3243 or using the live chat feature on StudentAid.gov to get a MANVER number. Contributors who start the process now will receive a case number, or MANVER, automatically via email.
2. Sign a form called the attestation form. Submit that form and an acceptable form of identification to IDVerification@ed.gov.
3. The office of Federal Student Aid (FSA) will review your documents and verify the account and respond to the email with confirmation that the account is verified.

Acceptable identification includes a valid, unexpired US driver's license, state/city identification card, foreign passport, municipal identification card with a utility bill, community ID with a utility bill, or consular identification card/matricula consular with a utility bill. An Individual Taxpayer Identification Number (ITIN) is not required to obtain a StudentAid.gov account (formerly FSA ID), although it can be entered on the FAFSA form.

PLEASE NOTE: This process has been deeply frustrating for impacted communities. We strongly recommend impacted communities and those helping these communities [sign up for our email listserve](#) so CSAC can

FAQs for Mixed Status Families





Thank You for Attending!

Submit any questions to our Q&A box



[@CASTUDENTAID](#)

SCHOOL SUPPORT: 888-294-0153 | SCHOOLSUPPORT@CSAC.CA.GOV