


Contact Messages


Open an internet browser and type in the HTSB website: hawaiiteacherstandardsboard.org



The screenshot shows the homepage of the Hawai'i Teacher Standards Board (HTSB) website. The browser's address bar displays hawaiiteacherstandardsboard.org. The website features a purple navigation bar with links for About HTSB, Licenses and Permits, Professional Fitness, HTSB SATEP, National Board Certification, Standards, Resources, and Contact Information. Below the navigation bar is the HTSB logo and name. To the right of the logo is a green apple icon with the text "Create Account/ Log in" and a search bar labeled "Search this site". The main content area includes a video player showing four people in front of a backdrop with the HTSB logo and the text "HTSB's Mission and Vision". Below the video player, the text reads: "The HTSB envisions a highly esteemed Hawai'i public education system with rigorous professional teacher standards that foster student success. Our mission is to collaboratively set high teacher licensing and credentialing standards to:" followed by a bulleted list of four mission points.

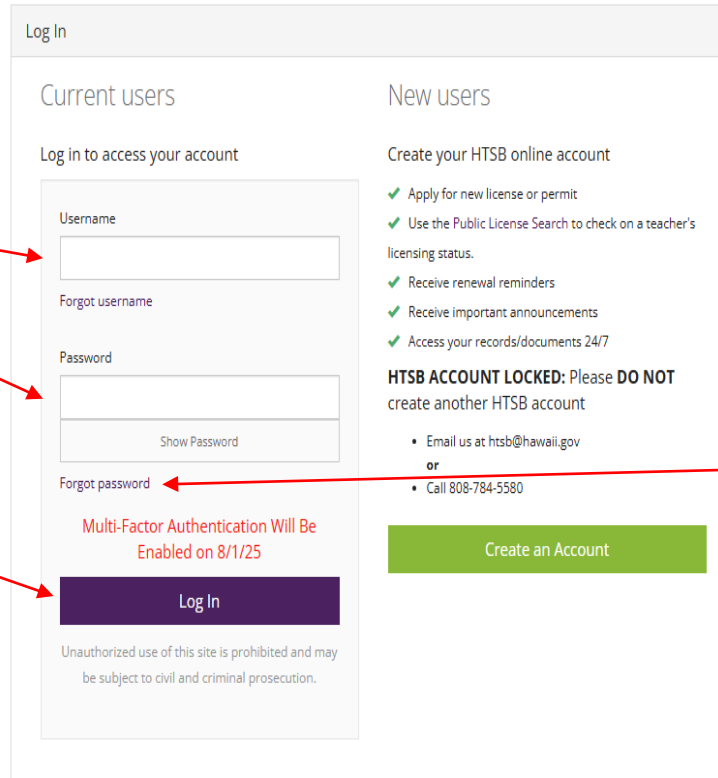
Log into your account at the top right-hand corner.

Contact Messages



Type in your
username or
password.

Then click on
the **purple**
Log In button.



The screenshot shows the 'Log In' page. It is divided into two columns: 'Current users' and 'New users'. The 'Current users' column contains a 'Log in to access your account' section with input fields for 'Username' and 'Password', a 'Forgot username' link, a 'Show Password' toggle, and a 'Forgot password' link. A purple 'Log In' button is at the bottom of this section. A red banner above the button reads 'Multi-Factor Authentication Will Be Enabled on 8/1/25'. Below the button is a disclaimer: 'Unauthorized use of this site is prohibited and may be subject to civil and criminal prosecution.' The 'New users' column contains a 'Create your HTSB online account' section with a list of benefits and a green 'Create an Account' button. A red arrow points from the 'Forgot password' link in the 'Current users' column to the 'Forgot Password.' text on the right side of the slide.

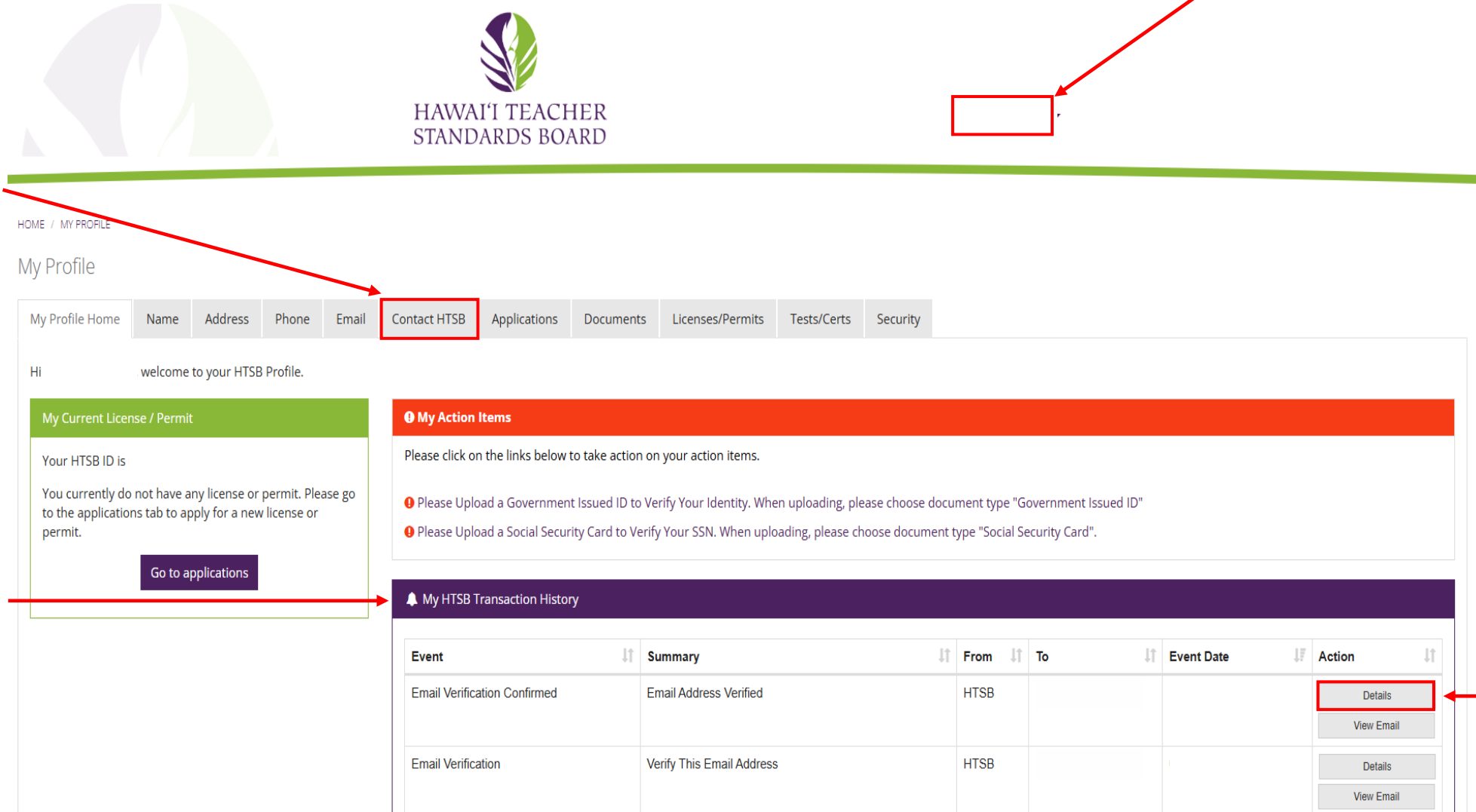
Or click on Forgot
Password.

Contact Messages

Your name should be in the top right-hand corner.

See Message History by clicking on Contact HTSB.

Read messages by viewing My Transaction History.



The screenshot shows the 'My Profile' page of the Hawai'i Teacher Standards Board. At the top, there is a navigation bar with the HTSB logo and name. Below this is a breadcrumb trail 'HOME / MY PROFILE' and the page title 'My Profile'. A horizontal menu contains several tabs: 'My Profile Home', 'Name', 'Address', 'Phone', 'Email', 'Contact HTSB', 'Applications', 'Documents', 'Licenses/Permits', 'Tests/Certs', and 'Security'. The 'Contact HTSB' tab is highlighted with a red box. Below the menu, a welcome message reads 'Hi welcome to your HTSB Profile.' There are two main sections: 'My Current License / Permit' and 'My Action Items'. The 'My Current License / Permit' section states that the user does not have any license or permit and provides a 'Go to applications' button. The 'My Action Items' section lists two tasks: uploading a Government Issued ID and a Social Security Card. Below these is the 'My HTSB Transaction History' section, which contains a table with columns for Event, Summary, From, To, Event Date, and Action. The table has two rows of transaction history. The 'Details' button in the 'Action' column of the first row is highlighted with a red box. A red arrow points from the text 'Click on View Email to read a message.' to this 'Details' button. Another red arrow points from the text 'See Message History by clicking on Contact HTSB.' to the 'Contact HTSB' tab. A third red arrow points from the text 'Read messages by viewing My Transaction History.' to the 'My HTSB Transaction History' section header. A fourth red arrow points from the text 'Your name should be in the top right-hand corner.' to a red box in the top right corner of the page.

Event	Summary	From	To	Event Date	Action
Email Verification Confirmed	Email Address Verified	HTSB			Details View Email
Email Verification	Verify This Email Address	HTSB			Details View Email

Click on View Email to read a message.

Contact Messages

HOME / MY PROFILE

My Profile

My Profile Home	Name	Address	Phone	Email	Contact HTSB	Applications	Documents	Licenses/Permits	Tests/Certs	Security
-----------------	------	---------	-------	-------	--------------	--------------	-----------	------------------	-------------	----------

Message History

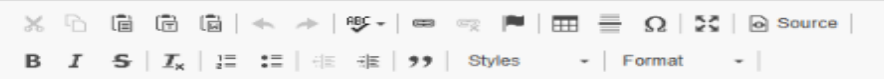
[← Back to Messages Listing](#)

Send or Receive Messages

Message Type ⁺

Subject ⁺

Message



Select Message Type and Subject and type your message below.

Click on Send Message.

Contact Messages

My Profile

✓ ID Verified ✓ SSN Verified

My Profile Home Name Address Phone Email **Contact HTSB** Applications Documents Licenses/Permits Tests/Certs Security

Message History

Show 10 entries

Subject	Message Type	Original Message To	Original Message From	Last Message Sent By	Last Message Sent Date	Action
	Application Question					View Message / Respond
	Application Question					View Message / Respond

Messages will save in the Message History. View or respond to messages in the Contact HTSB tab.